



Full wwPDB NMR Structure Validation Report ⓘ

Mar 3, 2022 – 02:19 PM EST

PDB ID : 2IHX
Title : Solution Structure of the Rous Sarcoma Virus Nucleocapsid Protein:uPsi RNA Packaging Signal Complex
Authors : Zhou, J.; Summers, M.
Deposited on : 2006-09-27

This is a Full wwPDB NMR Structure Validation Report for a publicly released PDB entry.

We welcome your comments at validation@mail.wwpdb.org

A user guide is available at

<https://www.wwpdb.org/validation/2017/NMRValidationReportHelp>

with specific help available everywhere you see the ⓘ symbol.

The following versions of software and data (see [references ⓘ](#)) were used in the production of this report:

MolProbity : 4.02b-467
Percentile statistics : 20191225.v01 (using entries in the PDB archive December 25th 2019)
RCI : v_1n_11_5_13_A (Berjanski et al., 2005)
PANAV : Wang et al. (2010)
ShiftChecker : 2.27
Ideal geometry (proteins) : Engh & Huber (2001)
Ideal geometry (DNA, RNA) : Parkinson et al. (1996)
Validation Pipeline (wwPDB-VP) : 2.27

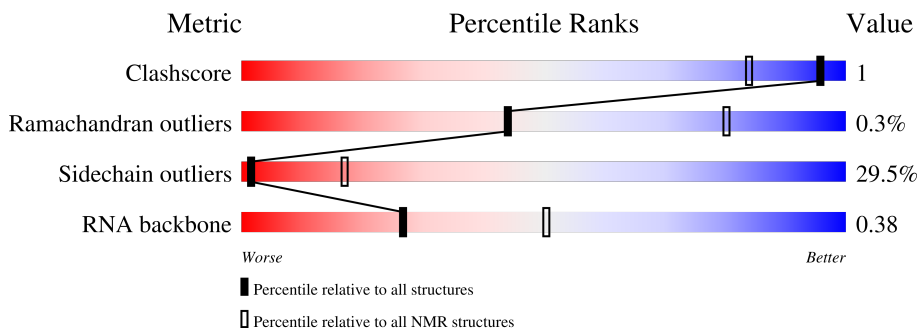
1 Overall quality at a glance

The following experimental techniques were used to determine the structure:

SOLUTION NMR

The overall completeness of chemical shifts assignment was not calculated.

Percentile scores (ranging between 0-100) for global validation metrics of the entry are shown in the following graphic. The table shows the number of entries on which the scores are based.



| Metric | Whole archive (#Entries) | NMR archive (#Entries) |
|-----------------------|-----------------------------|---------------------------|
| Clashscore | 158937 | 12864 |
| Ramachandran outliers | 154571 | 11451 |
| Sidechain outliers | 154315 | 11428 |
| RNA backbone | 4643 | 676 |

The table below summarises the geometric issues observed across the polymeric chains and their fit to the experimental data. The red, orange, yellow and green segments indicate the fraction of residues that contain outliers for ≥ 3 , 2, 1 and 0 types of geometric quality criteria. A cyan segment indicates the fraction of residues that are not part of the well-defined cores, and a grey segment represents the fraction of residues that are not modelled. The numeric value for each fraction is indicated below the corresponding segment, with a dot representing fractions $\leq 5\%$

| Mol | Chain | Length | Quality of chain |
|-----|-------|--------|-----------------------|
| 1 | B | 75 | 65% 33% . |
| 2 | A | 61 | 46% 11% . 23% 18% |

2 Ensemble composition and analysis i

This entry contains 20 models. Model 13 is the overall representative, medoid model (most similar to other models). The authors have identified model 1 as representative, based on the following criterion: *fewest violations*.

The following residues are included in the computation of the global validation metrics.

| Well-defined (core) protein residues | | | |
|--------------------------------------|-----------------------|-------------------|--------------|
| Well-defined core | Residue range (total) | Backbone RMSD (Å) | Medoid model |
| 1 | A:17-A:37 (21) | 0.16 | 13 |
| 2 | A:46-A:60 (15) | 0.04 | 15 |

Ill-defined regions of proteins are excluded from the global statistics.

Ligands and non-protein polymers are included in the analysis.

The models can be grouped into 4 clusters and 5 single-model clusters were found.

| Cluster number | Models |
|-----------------------|----------------------|
| 1 | 6, 8, 10, 11, 19, 20 |
| 2 | 1, 4, 5, 13, 16 |
| 3 | 3, 15 |
| 4 | 9, 17 |
| Single-model clusters | 2; 7; 12; 14; 18 |

3 Entry composition

There are 3 unique types of molecules in this entry. The entry contains 3180 atoms, of which 1185 are hydrogens and 0 are deuteriums.

- Molecule 1 is a RNA chain called uPsi RNA.

| Mol | Chain | Residues | Atoms | | | | | Trace | |
|-----|-------|----------|-------|-----|-----|-----|-----|-------|---|
| | | | Total | C | H | N | O | | P |
| 1 | B | 75 | 2418 | 715 | 810 | 290 | 528 | 75 | 0 |

- Molecule 2 is a protein called Nucleocapsid (NC) Protein.

| Mol | Chain | Residues | Atoms | | | | | Trace | |
|-----|-------|----------|-------|-----|-----|----|----|-------|---|
| | | | Total | C | H | N | O | | S |
| 2 | A | 50 | 760 | 224 | 375 | 87 | 67 | 7 | 0 |

- Molecule 3 is ZINC ION (three-letter code: ZN) (formula: Zn).

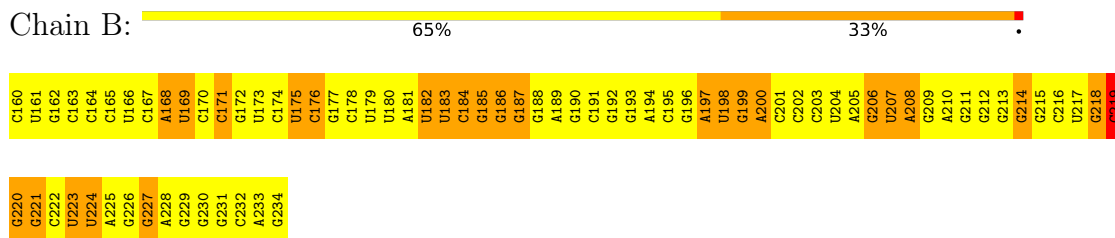
| Mol | Chain | Residues | Atoms | |
|-----|-------|----------|-------|----|
| | | | Total | Zn |
| 3 | A | 2 | 2 | 2 |

4 Residue-property plots


4.1 Average score per residue in the NMR ensemble

These plots are provided for all protein, RNA, DNA and oligosaccharide chains in the entry. The first graphic is the same as shown in the summary in section 1 of this report. The second graphic shows the sequence where residues are colour-coded according to the number of geometric quality criteria for which they contain at least one outlier: green = 0, yellow = 1, orange = 2 and red = 3 or more. Stretches of 2 or more consecutive residues without any outliers are shown as green connectors. Residues which are classified as ill-defined in the NMR ensemble, are shown in cyan with an underline colour-coded according to the previous scheme. Residues which were present in the experimental sample, but not modelled in the final structure are shown in grey.

- Molecule 1: uPsi RNA



- Molecule 2: Nucleocapsid (NC) Protein

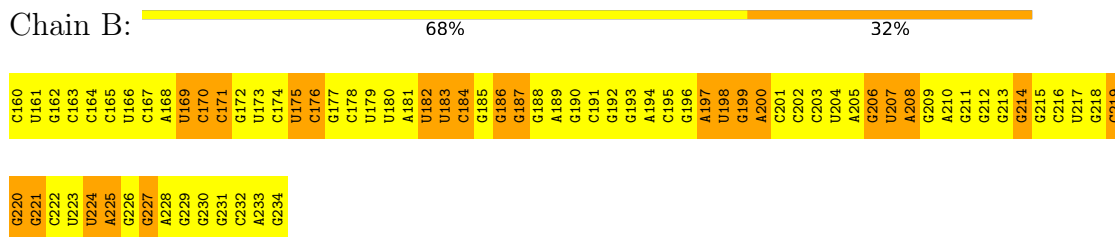


4.2 Scores per residue for each member of the ensemble

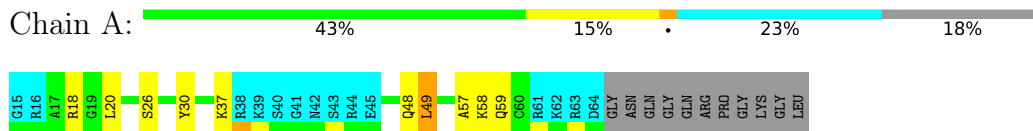
Colouring as in section 4.1 above.

4.2.1 Score per residue for model 1

- Molecule 1: uPsi RNA

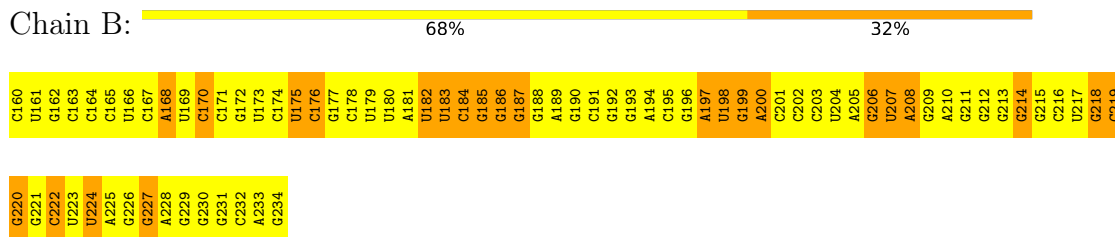


- Molecule 2: Nucleocapsid (NC) Protein

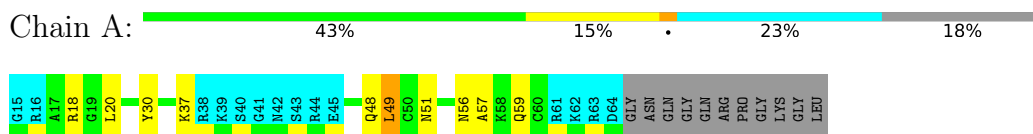


4.2.2 Score per residue for model 2

- Molecule 1: uPsi RNA




- Molecule 2: Nucleocapsid (NC) Protein

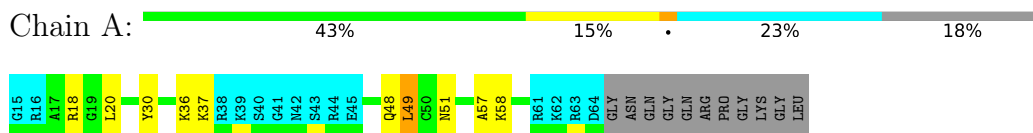


4.2.3 Score per residue for model 3

- Molecule 1: uPsi RNA




- Molecule 2: Nucleocapsid (NC) Protein

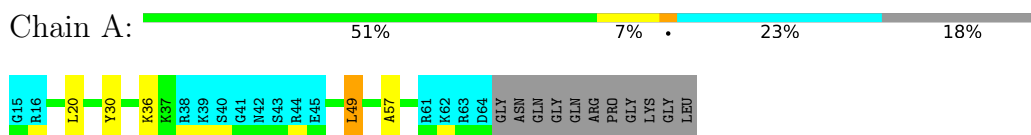


4.2.4 Score per residue for model 4

- Molecule 1: uPsi RNA

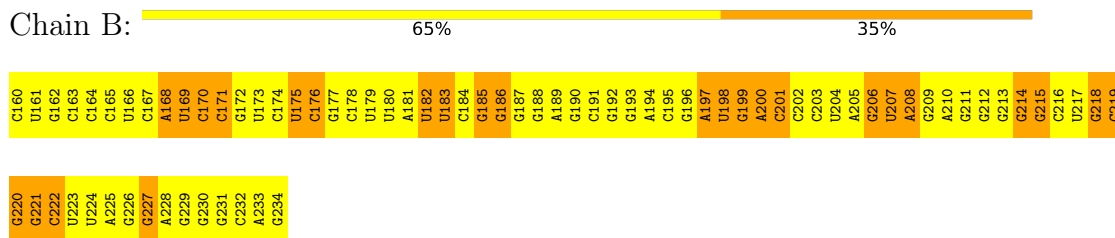


- Molecule 2: Nucleocapsid (NC) Protein

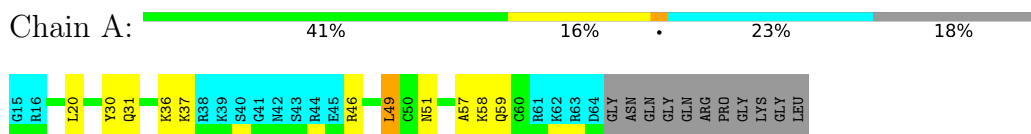


4.2.5 Score per residue for model 5

- Molecule 1: uPsi RNA

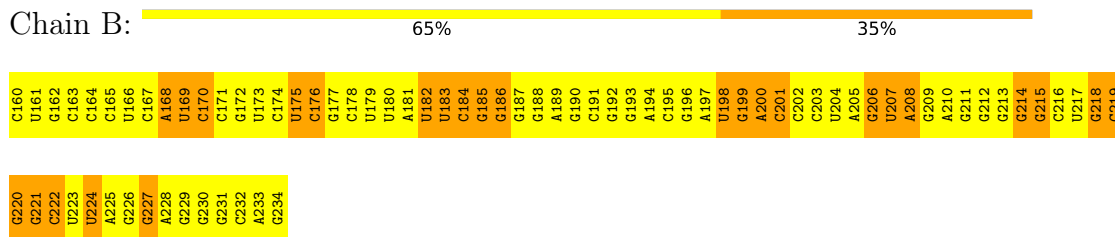


- Molecule 2: Nucleocapsid (NC) Protein

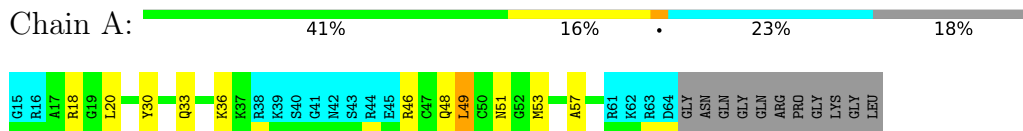


4.2.6 Score per residue for model 6

- Molecule 1: uPsi RNA

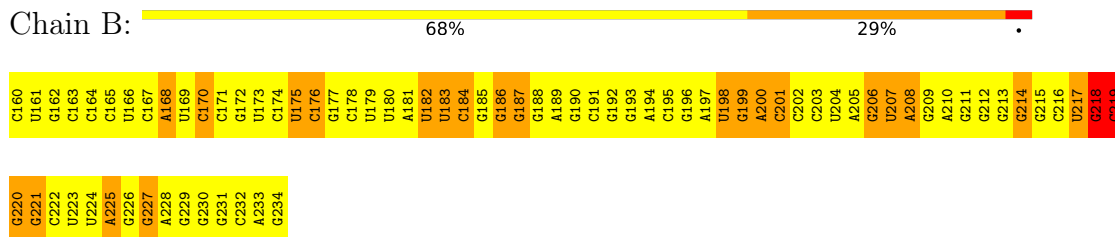


- Molecule 2: Nucleocapsid (NC) Protein

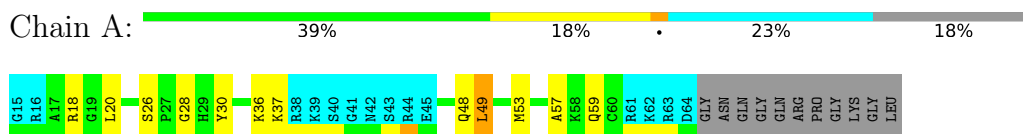


4.2.7 Score per residue for model 7

- Molecule 1: uPsi RNA




- Molecule 2: Nucleocapsid (NC) Protein

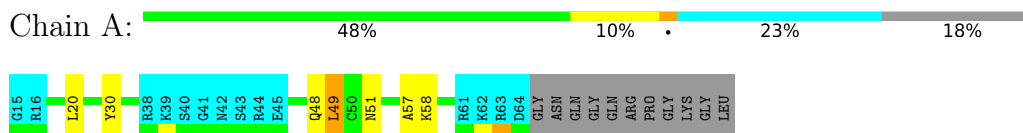


4.2.8 Score per residue for model 8

- Molecule 1: uPsi RNA




- Molecule 2: Nucleocapsid (NC) Protein



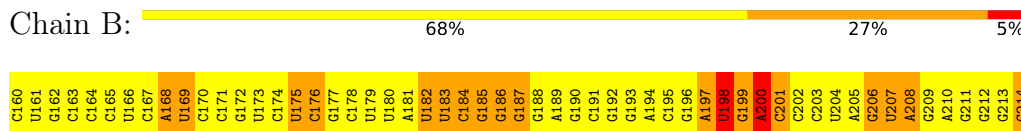
4.2.9 Score per residue for model 9

- Molecule 1: uPsi RNA

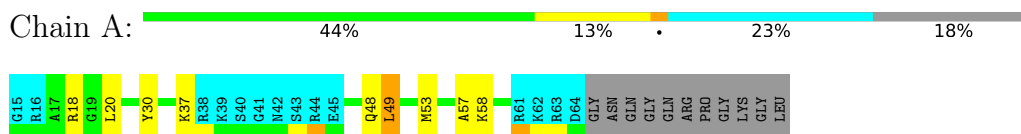


4.2.12 Score per residue for model 12

- Molecule 1: uPsi RNA

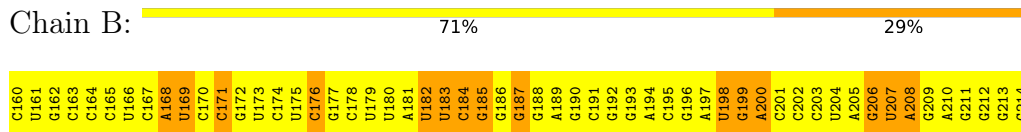


- Molecule 2: Nucleocapsid (NC) Protein

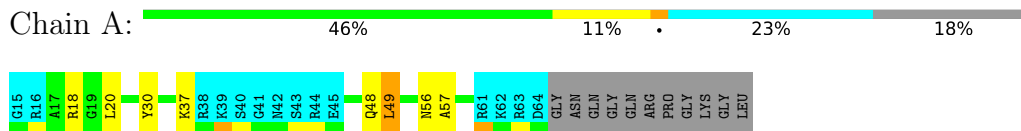


4.2.13 Score per residue for model 13 (medoid)

- Molecule 1: uPsi RNA

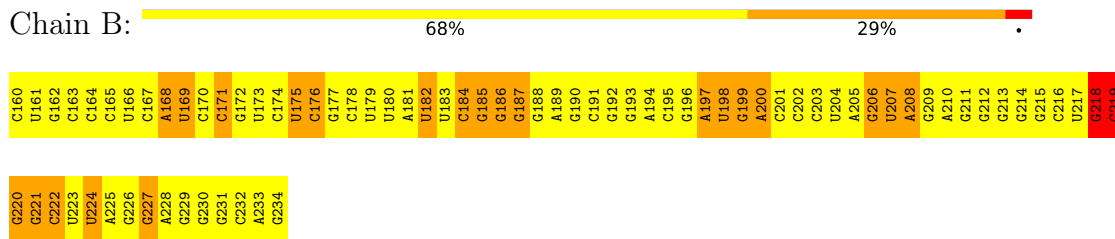


- Molecule 2: Nucleocapsid (NC) Protein

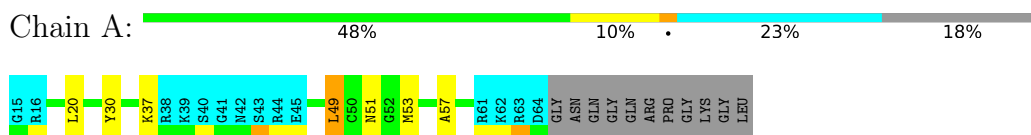


4.2.14 Score per residue for model 14

- Molecule 1: uPsi RNA

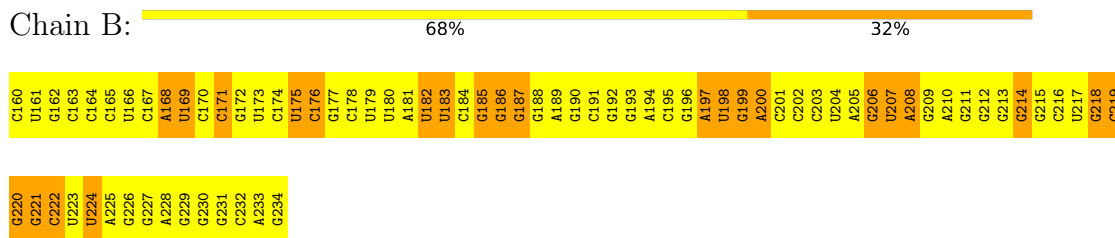


- Molecule 2: Nucleocapsid (NC) Protein

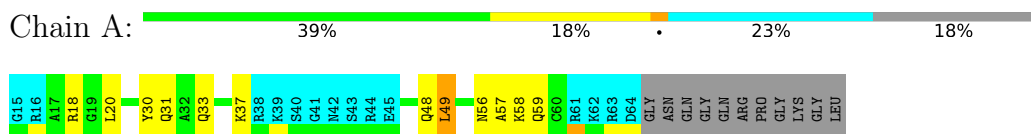


4.2.15 Score per residue for model 15

- Molecule 1: uPsi RNA

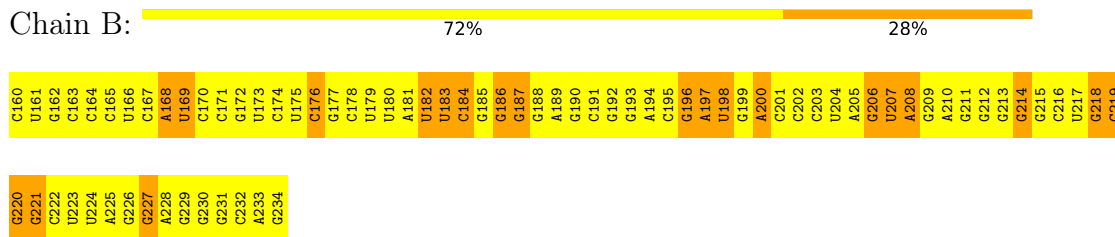


- Molecule 2: Nucleocapsid (NC) Protein

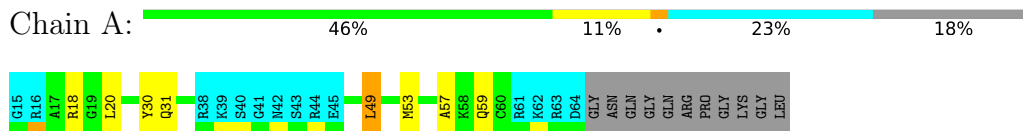


4.2.16 Score per residue for model 16

- Molecule 1: uPsi RNA

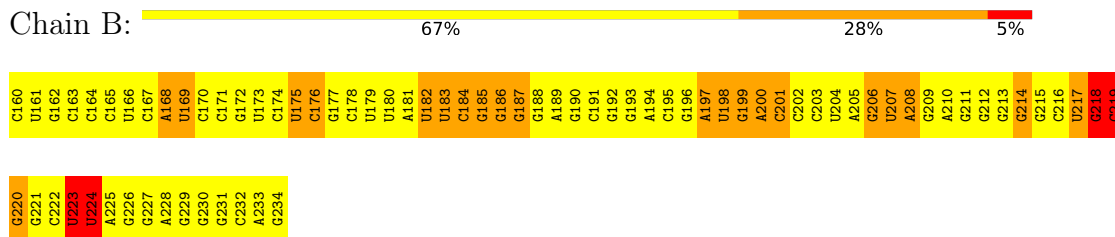


- Molecule 2: Nucleocapsid (NC) Protein

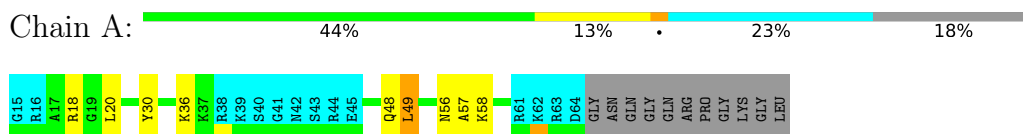


4.2.17 Score per residue for model 17

- Molecule 1: uPsi RNA

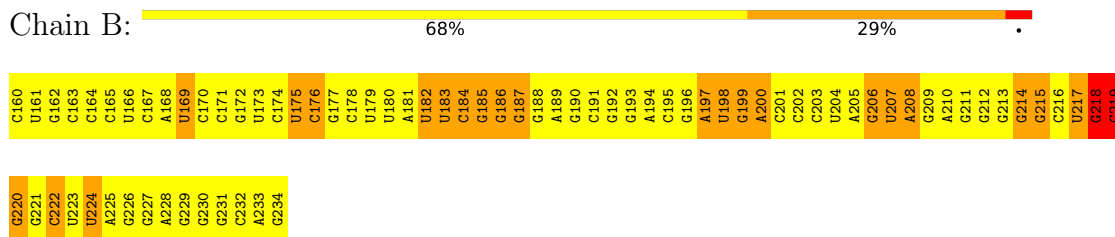


- Molecule 2: Nucleocapsid (NC) Protein

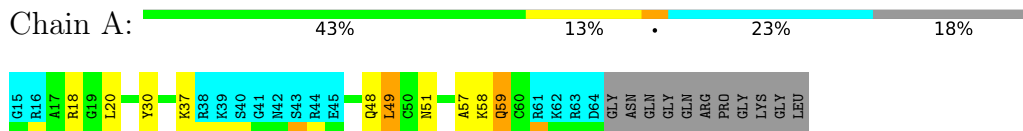


4.2.18 Score per residue for model 18

- Molecule 1: uPsi RNA



- Molecule 2: Nucleocapsid (NC) Protein



4.2.19 Score per residue for model 19

- Molecule 1: uPsi RNA

5 Refinement protocol and experimental data overview

The models were refined using the following method: *1H-1H distance restraints, Hydrogen-bond restraints, Torsion angle restraints, Inter-phosphate restraints.*

Of the 800 calculated structures, 20 were deposited, based on the following criterion: *structures with the least restraint violations.*

The following table shows the software used for structure solution, optimisation and refinement.

| Software name | Classification | Version |
|---------------|----------------|---------|
| CYANA | refinement | 2.1 |

No chemical shift data was provided.

6 Model quality i

6.1 Standard geometry i

Bond lengths and bond angles in the following residue types are not validated in this section: ZN

The Z score for a bond length (or angle) is the number of standard deviations the observed value is removed from the expected value. A bond length (or angle) with $|Z| > 5$ is considered an outlier worth inspection. RMSZ is the (average) root-mean-square of all Z scores of the bond lengths (or angles).

| Mol | Chain | Bond lengths | | Bond angles | |
|-----|-------|--------------|-----------------------|-------------|--------------------------|
| | | RMSZ | #Z>5 | RMSZ | #Z>5 |
| 1 | B | 1.52±0.01 | 1±0/1797 (0.0± 0.0%) | 3.42±0.01 | 317±2/2802 (11.3± 0.1%) |
| 2 | A | 0.23±0.00 | 0±0/273 (0.0± 0.0%) | 0.49±0.00 | 0±0/365 (0.0± 0.0%) |
| All | All | 1.42 | 15/41400 (0.0%) | 3.22 | 6331/63340 (10.0%) |

All unique bond outliers are listed below.

| Mol | Chain | Res | Type | Atoms | Z | Observed(Å) | Ideal(Å) | Models | |
|-----|-------|-----|------|---------|--------|-------------|----------|--------|-------|
| | | | | | | | | Worst | Total |
| 1 | B | 219 | C | C4'-O4' | -10.92 | 1.31 | 1.45 | 8 | 15 |

All unique angle outliers are listed below. They are sorted according to the Z-score of the worst occurrence in the ensemble.

| Mol | Chain | Res | Type | Atoms | Z | Observed(°) | Ideal(°) | Models | |
|-----|-------|-----|------|-------------|--------|-------------|----------|--------|-------|
| | | | | | | | | Worst | Total |
| 1 | B | 220 | G | O4'-C4'-C3' | -14.35 | 89.65 | 104.00 | 18 | 20 |
| 1 | B | 198 | U | O4'-C4'-C3' | -13.92 | 90.08 | 104.00 | 18 | 16 |
| 1 | B | 183 | U | O4'-C4'-C3' | -13.89 | 90.11 | 104.00 | 14 | 19 |
| 1 | B | 168 | A | O4'-C4'-C3' | -13.84 | 90.16 | 104.00 | 13 | 16 |
| 1 | B | 201 | C | O4'-C4'-C3' | -13.83 | 90.17 | 104.00 | 9 | 20 |
| 1 | B | 169 | U | O4'-C4'-C3' | -13.81 | 90.19 | 104.00 | 3 | 20 |
| 1 | B | 175 | U | O4'-C4'-C3' | -13.72 | 90.28 | 104.00 | 20 | 20 |
| 1 | B | 184 | C | O4'-C4'-C3' | -13.71 | 90.29 | 104.00 | 12 | 18 |
| 1 | B | 182 | U | O4'-C4'-C3' | -13.63 | 90.37 | 104.00 | 2 | 17 |
| 1 | B | 197 | A | O4'-C4'-C3' | -13.27 | 90.73 | 104.00 | 10 | 19 |
| 1 | B | 218 | G | O4'-C4'-C3' | -13.03 | 90.97 | 104.00 | 9 | 20 |
| 1 | B | 202 | C | O4'-C4'-C3' | -12.97 | 91.03 | 104.00 | 6 | 20 |
| 1 | B | 170 | C | O4'-C4'-C3' | -12.76 | 91.24 | 104.00 | 16 | 19 |
| 1 | B | 222 | C | O4'-C4'-C3' | -12.76 | 91.25 | 104.00 | 10 | 20 |
| 1 | B | 223 | U | O4'-C4'-C3' | -12.62 | 91.38 | 104.00 | 4 | 20 |
| 1 | B | 174 | C | O4'-C4'-C3' | -12.49 | 91.51 | 104.00 | 7 | 20 |

Continued on next page...

Continued from previous page...

| Mol | Chain | Res | Type | Atoms | Z | Observed(°) | Ideal(°) | Models | |
|-----|-------|-----|------|-------------|--------|-------------|----------|--------|-------|
| | | | | | | | | Worst | Total |
| 1 | B | 224 | U | O4'-C4'-C3' | -12.31 | 91.69 | 104.00 | 17 | 13 |
| 1 | B | 195 | C | O4'-C4'-C3' | -12.29 | 91.71 | 104.00 | 5 | 20 |
| 1 | B | 171 | C | O4'-C4'-C3' | -12.25 | 91.75 | 104.00 | 20 | 20 |
| 1 | B | 167 | C | O4'-C4'-C3' | -12.17 | 91.83 | 104.00 | 20 | 20 |
| 1 | B | 203 | C | O4'-C4'-C3' | -12.05 | 91.95 | 104.00 | 2 | 20 |
| 1 | B | 220 | G | C5-C6-N1 | 12.05 | 117.52 | 111.50 | 14 | 20 |
| 1 | B | 211 | G | C5-C6-N1 | 12.00 | 117.50 | 111.50 | 15 | 20 |
| 1 | B | 225 | A | O4'-C4'-C3' | -12.00 | 92.00 | 104.00 | 13 | 20 |
| 1 | B | 230 | G | C5-C6-N1 | 11.99 | 117.50 | 111.50 | 16 | 20 |
| 1 | B | 212 | G | C5-C6-N1 | 11.99 | 117.49 | 111.50 | 5 | 20 |
| 1 | B | 193 | G | C5-C6-N1 | 11.99 | 117.49 | 111.50 | 12 | 20 |
| 1 | B | 229 | G | C5-C6-N1 | 11.98 | 117.49 | 111.50 | 15 | 20 |
| 1 | B | 234 | G | C5-C6-N1 | 11.98 | 117.49 | 111.50 | 20 | 20 |
| 1 | B | 209 | G | C5-C6-N1 | 11.97 | 117.48 | 111.50 | 7 | 20 |
| 1 | B | 227 | G | C5-C6-N1 | 11.96 | 117.48 | 111.50 | 5 | 20 |
| 1 | B | 187 | G | C5-C6-N1 | 11.95 | 117.47 | 111.50 | 6 | 20 |
| 1 | B | 172 | G | C5-C6-N1 | 11.94 | 117.47 | 111.50 | 6 | 20 |
| 1 | B | 188 | G | C5-C6-N1 | 11.94 | 117.47 | 111.50 | 17 | 20 |
| 1 | B | 231 | G | C5-C6-N1 | 11.93 | 117.47 | 111.50 | 1 | 20 |
| 1 | B | 162 | G | C5-C6-N1 | 11.93 | 117.47 | 111.50 | 10 | 20 |
| 1 | B | 190 | G | C5-C6-N1 | 11.93 | 117.46 | 111.50 | 14 | 20 |
| 1 | B | 196 | G | C5-C6-N1 | 11.92 | 117.46 | 111.50 | 20 | 20 |
| 1 | B | 185 | G | C5-C6-N1 | 11.92 | 117.46 | 111.50 | 2 | 20 |
| 1 | B | 213 | G | C5-C6-N1 | 11.91 | 117.46 | 111.50 | 15 | 20 |
| 1 | B | 215 | G | C5-C6-N1 | 11.91 | 117.46 | 111.50 | 14 | 20 |
| 1 | B | 218 | G | C5-C6-N1 | 11.91 | 117.45 | 111.50 | 3 | 20 |
| 1 | B | 177 | G | C5-C6-N1 | 11.90 | 117.45 | 111.50 | 20 | 20 |
| 1 | B | 226 | G | C5-C6-N1 | 11.90 | 117.45 | 111.50 | 4 | 20 |
| 1 | B | 221 | G | C5-C6-N1 | 11.90 | 117.45 | 111.50 | 15 | 20 |
| 1 | B | 199 | G | C5-C6-N1 | 11.89 | 117.45 | 111.50 | 20 | 20 |
| 1 | B | 186 | G | C5-C6-N1 | 11.89 | 117.44 | 111.50 | 10 | 20 |
| 1 | B | 192 | G | C5-C6-N1 | 11.89 | 117.44 | 111.50 | 12 | 20 |
| 1 | B | 206 | G | C5-C6-N1 | 11.88 | 117.44 | 111.50 | 17 | 20 |
| 1 | B | 214 | G | C5-C6-N1 | 11.87 | 117.44 | 111.50 | 9 | 20 |
| 1 | B | 179 | U | O4'-C4'-C3' | -11.83 | 92.17 | 104.00 | 9 | 20 |
| 1 | B | 178 | C | O4'-C4'-C3' | -11.80 | 92.20 | 104.00 | 9 | 20 |
| 1 | B | 216 | C | O4'-C4'-C3' | -11.76 | 92.25 | 104.00 | 10 | 20 |
| 1 | B | 163 | C | O4'-C4'-C3' | -11.54 | 92.46 | 104.00 | 12 | 20 |
| 1 | B | 208 | A | O4'-C4'-C3' | -11.32 | 92.68 | 104.00 | 11 | 20 |
| 1 | B | 217 | U | O4'-C4'-C3' | -11.30 | 92.70 | 104.00 | 9 | 20 |
| 1 | B | 173 | U | O4'-C4'-C3' | -11.23 | 92.77 | 104.00 | 4 | 20 |

Continued on next page...

Continued from previous page...

| Mol | Chain | Res | Type | Atoms | Z | Observed(°) | Ideal(°) | Models | |
|-----|-------|-----|------|-------------|--------|-------------|----------|--------|-------|
| | | | | | | | | Worst | Total |
| 1 | B | 160 | C | O4'-C4'-C3' | -11.23 | 92.77 | 104.00 | 20 | 20 |
| 1 | B | 220 | G | C6-N1-C2 | -11.17 | 118.40 | 125.10 | 9 | 20 |
| 1 | B | 227 | G | C6-N1-C2 | -11.16 | 118.40 | 125.10 | 5 | 20 |
| 1 | B | 186 | G | C6-N1-C2 | -11.15 | 118.41 | 125.10 | 2 | 20 |
| 1 | B | 211 | G | C6-N1-C2 | -11.15 | 118.41 | 125.10 | 16 | 20 |
| 1 | B | 230 | G | C6-N1-C2 | -11.15 | 118.41 | 125.10 | 16 | 20 |
| 1 | B | 187 | G | C6-N1-C2 | -11.15 | 118.41 | 125.10 | 12 | 20 |
| 1 | B | 214 | G | C6-N1-C2 | -11.14 | 118.41 | 125.10 | 10 | 20 |
| 1 | B | 180 | U | O4'-C4'-C3' | -11.13 | 92.87 | 104.00 | 9 | 20 |
| 1 | B | 234 | G | C6-N1-C2 | -11.13 | 118.42 | 125.10 | 20 | 20 |
| 1 | B | 196 | G | C6-N1-C2 | -11.13 | 118.42 | 125.10 | 5 | 20 |
| 1 | B | 215 | G | C6-N1-C2 | -11.12 | 118.43 | 125.10 | 10 | 20 |
| 1 | B | 212 | G | C6-N1-C2 | -11.12 | 118.43 | 125.10 | 19 | 20 |
| 1 | B | 206 | G | C6-N1-C2 | -11.11 | 118.43 | 125.10 | 17 | 20 |
| 1 | B | 199 | G | C6-N1-C2 | -11.11 | 118.44 | 125.10 | 13 | 20 |
| 1 | B | 193 | G | C6-N1-C2 | -11.11 | 118.44 | 125.10 | 4 | 20 |
| 1 | B | 185 | G | C6-N1-C2 | -11.11 | 118.44 | 125.10 | 15 | 20 |
| 1 | B | 190 | G | C6-N1-C2 | -11.10 | 118.44 | 125.10 | 5 | 20 |
| 1 | B | 188 | G | C6-N1-C2 | -11.10 | 118.44 | 125.10 | 17 | 20 |
| 1 | B | 192 | G | C6-N1-C2 | -11.09 | 118.44 | 125.10 | 12 | 20 |
| 1 | B | 209 | G | C6-N1-C2 | -11.09 | 118.45 | 125.10 | 10 | 20 |
| 1 | B | 172 | G | C6-N1-C2 | -11.09 | 118.45 | 125.10 | 16 | 20 |
| 1 | B | 177 | G | C6-N1-C2 | -11.08 | 118.45 | 125.10 | 12 | 20 |
| 1 | B | 229 | G | C6-N1-C2 | -11.08 | 118.45 | 125.10 | 14 | 20 |
| 1 | B | 162 | G | C6-N1-C2 | -11.08 | 118.45 | 125.10 | 11 | 20 |
| 1 | B | 213 | G | C6-N1-C2 | -11.08 | 118.45 | 125.10 | 15 | 20 |
| 1 | B | 231 | G | C6-N1-C2 | -11.07 | 118.46 | 125.10 | 9 | 20 |
| 1 | B | 218 | G | C6-N1-C2 | -11.07 | 118.46 | 125.10 | 9 | 20 |
| 1 | B | 165 | C | O4'-C4'-C3' | -11.05 | 92.95 | 104.00 | 17 | 20 |
| 1 | B | 221 | G | C6-N1-C2 | -11.05 | 118.47 | 125.10 | 10 | 20 |
| 1 | B | 226 | G | C6-N1-C2 | -11.05 | 118.47 | 125.10 | 12 | 20 |
| 1 | B | 164 | C | O4'-C4'-C3' | -11.04 | 92.95 | 104.00 | 12 | 20 |
| 1 | B | 199 | G | O4'-C4'-C3' | -10.98 | 93.02 | 104.00 | 18 | 20 |
| 1 | B | 228 | A | O4'-C4'-C3' | -10.98 | 93.02 | 104.00 | 12 | 20 |
| 1 | B | 219 | C | C5'-C4'-O4' | 10.98 | 122.27 | 109.10 | 8 | 3 |
| 1 | B | 189 | A | O4'-C4'-C3' | -10.94 | 93.06 | 104.00 | 18 | 20 |
| 1 | B | 219 | C | C1'-O4'-C4' | 10.88 | 118.60 | 109.90 | 16 | 16 |
| 1 | B | 221 | G | O4'-C4'-C3' | -10.81 | 93.19 | 104.00 | 11 | 20 |
| 1 | B | 232 | C | O4'-C4'-C3' | -10.70 | 93.30 | 104.00 | 2 | 20 |
| 1 | B | 200 | A | O4'-C4'-C3' | -10.61 | 93.39 | 104.00 | 18 | 16 |
| 1 | B | 166 | U | O4'-C4'-C3' | -10.57 | 93.42 | 104.00 | 6 | 20 |

Continued on next page...

Continued from previous page...

| Mol | Chain | Res | Type | Atoms | Z | Observed(°) | Ideal(°) | Models | |
|-----|-------|-----|------|-------------|--------|-------------|----------|--------|-------|
| | | | | | | | | Worst | Total |
| 1 | B | 226 | G | O4'-C4'-C3' | -10.52 | 93.48 | 104.00 | 14 | 20 |
| 1 | B | 176 | C | O4'-C4'-C3' | -10.49 | 93.51 | 104.00 | 20 | 20 |
| 1 | B | 212 | G | O4'-C4'-C3' | -10.35 | 93.65 | 104.00 | 2 | 20 |
| 1 | B | 194 | A | O4'-C4'-C3' | -10.34 | 93.66 | 104.00 | 7 | 20 |
| 1 | B | 161 | U | O4'-C4'-C3' | -10.21 | 93.79 | 104.00 | 18 | 20 |
| 1 | B | 196 | G | O4'-C4'-C3' | -10.14 | 93.86 | 104.00 | 13 | 20 |
| 1 | B | 210 | A | O4'-C4'-C3' | -10.09 | 93.91 | 104.00 | 11 | 20 |
| 1 | B | 191 | C | O4'-C4'-C3' | -10.09 | 93.91 | 104.00 | 10 | 20 |
| 1 | B | 219 | C | O4'-C4'-C3' | -10.07 | 93.93 | 104.00 | 2 | 15 |
| 1 | B | 213 | G | O4'-C4'-C3' | -10.06 | 93.94 | 104.00 | 4 | 20 |
| 1 | B | 227 | G | O4'-C4'-C3' | -10.06 | 93.94 | 104.00 | 14 | 20 |
| 1 | B | 215 | G | O4'-C4'-C3' | -9.99 | 94.01 | 104.00 | 20 | 20 |
| 1 | B | 223 | U | C1'-O4'-C4' | 9.92 | 117.84 | 109.90 | 19 | 9 |
| 1 | B | 233 | A | O4'-C4'-C3' | -9.89 | 94.11 | 104.00 | 20 | 20 |
| 1 | B | 217 | U | C1'-O4'-C4' | 9.64 | 117.61 | 109.90 | 11 | 20 |
| 1 | B | 224 | U | C1'-O4'-C4' | 9.60 | 117.58 | 109.90 | 13 | 17 |
| 1 | B | 206 | G | O4'-C4'-C3' | -9.53 | 94.47 | 104.00 | 7 | 20 |
| 1 | B | 211 | G | O4'-C4'-C3' | -9.52 | 94.48 | 104.00 | 18 | 20 |
| 1 | B | 222 | C | C1'-O4'-C4' | 9.42 | 117.44 | 109.90 | 2 | 19 |
| 1 | B | 216 | C | C1'-O4'-C4' | 9.41 | 117.43 | 109.90 | 11 | 20 |
| 1 | B | 188 | G | O4'-C4'-C3' | -9.39 | 94.61 | 104.00 | 18 | 20 |
| 1 | B | 225 | A | C1'-O4'-C4' | 9.36 | 117.39 | 109.90 | 7 | 20 |
| 1 | B | 214 | G | O4'-C4'-C3' | -9.36 | 94.64 | 104.00 | 11 | 20 |
| 1 | B | 209 | G | O4'-C4'-C3' | -9.32 | 94.68 | 104.00 | 15 | 20 |
| 1 | B | 205 | A | C1'-O4'-C4' | 9.31 | 117.35 | 109.90 | 18 | 20 |
| 1 | B | 221 | G | C1'-O4'-C4' | 9.27 | 117.32 | 109.90 | 7 | 20 |
| 1 | B | 207 | U | C1'-O4'-C4' | 9.27 | 117.32 | 109.90 | 3 | 20 |
| 1 | B | 182 | U | C1'-O4'-C4' | -9.26 | 102.49 | 109.90 | 15 | 12 |
| 1 | B | 200 | A | C1'-O4'-C4' | 9.25 | 117.30 | 109.90 | 8 | 20 |
| 1 | B | 166 | U | C1'-O4'-C4' | 9.23 | 117.28 | 109.90 | 4 | 20 |
| 1 | B | 181 | A | C1'-O4'-C4' | 9.22 | 117.28 | 109.90 | 14 | 20 |
| 1 | B | 195 | C | C1'-O4'-C4' | 9.22 | 117.28 | 109.90 | 2 | 20 |
| 1 | B | 171 | C | C1'-O4'-C4' | 9.21 | 117.27 | 109.90 | 12 | 20 |
| 1 | B | 233 | A | C1'-O4'-C4' | 9.21 | 117.27 | 109.90 | 12 | 20 |
| 1 | B | 232 | C | C1'-O4'-C4' | 9.20 | 117.26 | 109.90 | 14 | 20 |
| 1 | B | 229 | G | O4'-C4'-C3' | -9.19 | 94.81 | 104.00 | 18 | 20 |
| 1 | B | 160 | C | C1'-O4'-C4' | 9.19 | 117.25 | 109.90 | 5 | 20 |
| 1 | B | 163 | C | C1'-O4'-C4' | 9.19 | 117.25 | 109.90 | 13 | 20 |
| 1 | B | 228 | A | C1'-O4'-C4' | 9.19 | 117.25 | 109.90 | 5 | 20 |
| 1 | B | 194 | A | C1'-O4'-C4' | 9.18 | 117.24 | 109.90 | 15 | 20 |
| 1 | B | 204 | U | O4'-C4'-C3' | -9.17 | 94.83 | 104.00 | 8 | 20 |

Continued on next page...

Continued from previous page...

| Mol | Chain | Res | Type | Atoms | Z | Observed(°) | Ideal(°) | Models | |
|-----|-------|-----|------|-------------|-------|-------------|----------|--------|-------|
| | | | | | | | | Worst | Total |
| 1 | B | 176 | C | C1'-O4'-C4' | 9.16 | 117.23 | 109.90 | 10 | 20 |
| 1 | B | 179 | U | C1'-O4'-C4' | 9.16 | 117.23 | 109.90 | 15 | 20 |
| 1 | B | 203 | C | C1'-O4'-C4' | 9.16 | 117.23 | 109.90 | 10 | 20 |
| 1 | B | 210 | A | C1'-O4'-C4' | 9.16 | 117.23 | 109.90 | 20 | 20 |
| 1 | B | 164 | C | C1'-O4'-C4' | 9.16 | 117.23 | 109.90 | 14 | 20 |
| 1 | B | 173 | U | C1'-O4'-C4' | 9.16 | 117.23 | 109.90 | 11 | 20 |
| 1 | B | 214 | G | C1'-O4'-C4' | 9.15 | 117.22 | 109.90 | 18 | 20 |
| 1 | B | 234 | G | O4'-C4'-C3' | -9.15 | 94.85 | 104.00 | 9 | 20 |
| 1 | B | 172 | G | O4'-C4'-C3' | -9.13 | 94.87 | 104.00 | 7 | 20 |
| 1 | B | 189 | A | C1'-O4'-C4' | 9.12 | 117.20 | 109.90 | 10 | 20 |
| 1 | B | 184 | C | C1'-O4'-C4' | 9.11 | 117.19 | 109.90 | 5 | 9 |
| 1 | B | 230 | G | O4'-C4'-C3' | -9.11 | 94.89 | 104.00 | 18 | 20 |
| 1 | B | 168 | A | C1'-O4'-C4' | 9.11 | 117.19 | 109.90 | 11 | 14 |
| 1 | B | 161 | U | C1'-O4'-C4' | 9.11 | 117.19 | 109.90 | 19 | 20 |
| 1 | B | 208 | A | C1'-O4'-C4' | 9.10 | 117.18 | 109.90 | 14 | 20 |
| 1 | B | 167 | C | C1'-O4'-C4' | 9.10 | 117.18 | 109.90 | 2 | 20 |
| 1 | B | 170 | C | C1'-O4'-C4' | 9.10 | 117.18 | 109.90 | 14 | 19 |
| 1 | B | 191 | C | C1'-O4'-C4' | 9.10 | 117.18 | 109.90 | 18 | 20 |
| 1 | B | 197 | A | C1'-O4'-C4' | 9.08 | 117.16 | 109.90 | 12 | 18 |
| 1 | B | 181 | A | O4'-C4'-C3' | -9.07 | 94.93 | 104.00 | 9 | 20 |
| 1 | B | 175 | U | C1'-O4'-C4' | 9.06 | 117.15 | 109.90 | 2 | 14 |
| 1 | B | 183 | U | C1'-O4'-C4' | 9.06 | 117.15 | 109.90 | 18 | 11 |
| 1 | B | 178 | C | C1'-O4'-C4' | 9.04 | 117.13 | 109.90 | 10 | 20 |
| 1 | B | 169 | U | C1'-O4'-C4' | 9.02 | 117.12 | 109.90 | 19 | 14 |
| 1 | B | 165 | C | C1'-O4'-C4' | 9.01 | 117.11 | 109.90 | 7 | 20 |
| 1 | B | 190 | G | O4'-C4'-C3' | -9.00 | 95.00 | 104.00 | 4 | 20 |
| 1 | B | 231 | G | O4'-C4'-C3' | -9.00 | 95.00 | 104.00 | 12 | 20 |
| 1 | B | 192 | G | O4'-C4'-C3' | -8.99 | 95.01 | 104.00 | 13 | 20 |
| 1 | B | 193 | G | O4'-C4'-C3' | -8.99 | 95.01 | 104.00 | 9 | 20 |
| 1 | B | 162 | G | O4'-C4'-C3' | -8.98 | 95.02 | 104.00 | 10 | 20 |
| 1 | B | 177 | G | O4'-C4'-C3' | -8.98 | 95.02 | 104.00 | 4 | 20 |
| 1 | B | 205 | A | O4'-C4'-C3' | -8.98 | 95.02 | 104.00 | 13 | 20 |
| 1 | B | 186 | G | O4'-C4'-C3' | -8.98 | 95.02 | 104.00 | 9 | 20 |
| 1 | B | 185 | G | O4'-C4'-C3' | -8.95 | 95.05 | 104.00 | 12 | 20 |
| 1 | B | 187 | G | O4'-C4'-C3' | -8.92 | 95.08 | 104.00 | 19 | 20 |
| 1 | B | 218 | G | C5'-C4'-O4' | -8.88 | 98.44 | 109.10 | 9 | 4 |
| 1 | B | 220 | G | N1-C2-N3 | 8.88 | 129.22 | 123.90 | 3 | 20 |
| 1 | B | 202 | C | C1'-O4'-C4' | 8.86 | 116.99 | 109.90 | 13 | 20 |
| 1 | B | 204 | U | C1'-O4'-C4' | 8.86 | 116.99 | 109.90 | 5 | 20 |
| 1 | B | 206 | G | N1-C2-N3 | 8.85 | 129.21 | 123.90 | 3 | 20 |
| 1 | B | 214 | G | N1-C2-N3 | 8.85 | 129.21 | 123.90 | 10 | 20 |

Continued on next page...

Continued from previous page...

| Mol | Chain | Res | Type | Atoms | Z | Observed(°) | Ideal(°) | Models | |
|-----|-------|-----|------|-------------|------|-------------|----------|--------|-------|
| | | | | | | | | Worst | Total |
| 1 | B | 212 | G | N1-C2-N3 | 8.83 | 129.20 | 123.90 | 19 | 20 |
| 1 | B | 174 | C | C1'-O4'-C4' | 8.83 | 116.96 | 109.90 | 11 | 20 |
| 1 | B | 187 | G | N1-C2-N3 | 8.83 | 129.20 | 123.90 | 12 | 20 |
| 1 | B | 196 | G | N1-C2-N3 | 8.82 | 129.19 | 123.90 | 3 | 20 |
| 1 | B | 199 | G | C1'-O4'-C4' | 8.82 | 116.95 | 109.90 | 12 | 20 |
| 1 | B | 209 | G | N1-C2-N3 | 8.81 | 129.19 | 123.90 | 8 | 20 |
| 1 | B | 234 | G | N1-C2-N3 | 8.81 | 129.18 | 123.90 | 17 | 20 |
| 1 | B | 192 | G | N1-C2-N3 | 8.80 | 129.18 | 123.90 | 3 | 20 |
| 1 | B | 177 | G | N1-C2-N3 | 8.80 | 129.18 | 123.90 | 19 | 20 |
| 1 | B | 218 | G | N1-C2-N3 | 8.80 | 129.18 | 123.90 | 9 | 20 |
| 1 | B | 185 | G | N1-C2-N3 | 8.79 | 129.18 | 123.90 | 3 | 20 |
| 1 | B | 193 | G | N1-C2-N3 | 8.79 | 129.18 | 123.90 | 8 | 20 |
| 1 | B | 186 | G | N1-C2-N3 | 8.79 | 129.17 | 123.90 | 12 | 20 |
| 1 | B | 227 | G | N1-C2-N3 | 8.79 | 129.17 | 123.90 | 10 | 20 |
| 1 | B | 172 | G | N1-C2-N3 | 8.78 | 129.17 | 123.90 | 5 | 20 |
| 1 | B | 229 | G | N1-C2-N3 | 8.78 | 129.17 | 123.90 | 2 | 20 |
| 1 | B | 230 | G | N1-C2-N3 | 8.78 | 129.16 | 123.90 | 18 | 20 |
| 1 | B | 199 | G | N1-C2-N3 | 8.77 | 129.16 | 123.90 | 8 | 20 |
| 1 | B | 211 | G | N1-C2-N3 | 8.77 | 129.16 | 123.90 | 20 | 20 |
| 1 | B | 213 | G | N1-C2-N3 | 8.77 | 129.16 | 123.90 | 19 | 20 |
| 1 | B | 215 | G | N1-C2-N3 | 8.77 | 129.16 | 123.90 | 18 | 20 |
| 1 | B | 231 | G | N1-C2-N3 | 8.76 | 129.16 | 123.90 | 9 | 20 |
| 1 | B | 188 | G | N1-C2-N3 | 8.75 | 129.15 | 123.90 | 9 | 20 |
| 1 | B | 190 | G | C1'-O4'-C4' | 8.75 | 116.90 | 109.90 | 18 | 20 |
| 1 | B | 221 | G | N1-C2-N3 | 8.74 | 129.15 | 123.90 | 13 | 20 |
| 1 | B | 226 | G | N1-C2-N3 | 8.74 | 129.15 | 123.90 | 10 | 20 |
| 1 | B | 190 | G | N1-C2-N3 | 8.74 | 129.14 | 123.90 | 15 | 20 |
| 1 | B | 231 | G | C1'-O4'-C4' | 8.74 | 116.89 | 109.90 | 14 | 20 |
| 1 | B | 186 | G | C1'-O4'-C4' | 8.73 | 116.89 | 109.90 | 5 | 20 |
| 1 | B | 213 | G | C1'-O4'-C4' | 8.73 | 116.89 | 109.90 | 2 | 20 |
| 1 | B | 230 | G | C1'-O4'-C4' | 8.73 | 116.89 | 109.90 | 5 | 20 |
| 1 | B | 162 | G | N1-C2-N3 | 8.73 | 129.14 | 123.90 | 14 | 20 |
| 1 | B | 206 | G | C1'-O4'-C4' | 8.73 | 116.88 | 109.90 | 15 | 20 |
| 1 | B | 172 | G | C1'-O4'-C4' | 8.72 | 116.88 | 109.90 | 10 | 20 |
| 1 | B | 212 | G | C1'-O4'-C4' | 8.72 | 116.88 | 109.90 | 12 | 20 |
| 1 | B | 227 | G | C1'-O4'-C4' | 8.72 | 116.88 | 109.90 | 5 | 20 |
| 1 | B | 187 | G | C1'-O4'-C4' | 8.72 | 116.88 | 109.90 | 19 | 20 |
| 1 | B | 177 | G | C1'-O4'-C4' | 8.72 | 116.87 | 109.90 | 17 | 20 |
| 1 | B | 234 | G | C1'-O4'-C4' | 8.71 | 116.87 | 109.90 | 5 | 20 |
| 1 | B | 188 | G | C1'-O4'-C4' | 8.71 | 116.87 | 109.90 | 14 | 20 |
| 1 | B | 192 | G | C1'-O4'-C4' | 8.71 | 116.87 | 109.90 | 7 | 20 |

Continued on next page...

Continued from previous page...

| Mol | Chain | Res | Type | Atoms | Z | Observed(°) | Ideal(°) | Models | |
|-----|-------|-----|------|-------------|-------|-------------|----------|--------|-------|
| | | | | | | | | Worst | Total |
| 1 | B | 193 | G | C1'-O4'-C4' | 8.71 | 116.86 | 109.90 | 5 | 20 |
| 1 | B | 215 | G | C1'-O4'-C4' | 8.71 | 116.86 | 109.90 | 13 | 20 |
| 1 | B | 209 | G | C1'-O4'-C4' | 8.70 | 116.86 | 109.90 | 14 | 20 |
| 1 | B | 196 | G | C1'-O4'-C4' | 8.70 | 116.86 | 109.90 | 17 | 20 |
| 1 | B | 226 | G | C1'-O4'-C4' | 8.70 | 116.86 | 109.90 | 10 | 20 |
| 1 | B | 229 | G | C1'-O4'-C4' | 8.70 | 116.86 | 109.90 | 2 | 20 |
| 1 | B | 162 | G | C1'-O4'-C4' | 8.70 | 116.86 | 109.90 | 8 | 20 |
| 1 | B | 185 | G | C1'-O4'-C4' | 8.70 | 116.86 | 109.90 | 12 | 20 |
| 1 | B | 211 | G | C1'-O4'-C4' | 8.67 | 116.84 | 109.90 | 10 | 20 |
| 1 | B | 218 | G | C1'-O4'-C4' | 8.51 | 116.71 | 109.90 | 11 | 17 |
| 1 | B | 201 | C | C1'-O4'-C4' | 8.43 | 116.64 | 109.90 | 12 | 14 |
| 1 | B | 180 | U | C1'-O4'-C4' | 8.40 | 116.62 | 109.90 | 1 | 20 |
| 1 | B | 207 | U | O4'-C4'-C3' | -8.26 | 95.74 | 104.00 | 15 | 20 |
| 1 | B | 198 | U | C1'-O4'-C4' | -8.07 | 103.44 | 109.90 | 13 | 10 |
| 1 | B | 224 | U | C2-N3-C4 | -5.85 | 123.49 | 127.00 | 20 | 20 |
| 1 | B | 204 | U | C2-N3-C4 | -5.82 | 123.51 | 127.00 | 12 | 20 |
| 1 | B | 169 | U | C2-N3-C4 | -5.82 | 123.51 | 127.00 | 6 | 20 |
| 1 | B | 182 | U | C2-N3-C4 | -5.82 | 123.51 | 127.00 | 7 | 20 |
| 1 | B | 179 | U | C2-N3-C4 | -5.81 | 123.52 | 127.00 | 8 | 20 |
| 1 | B | 175 | U | C2-N3-C4 | -5.80 | 123.52 | 127.00 | 5 | 20 |
| 1 | B | 161 | U | C2-N3-C4 | -5.80 | 123.52 | 127.00 | 20 | 20 |
| 1 | B | 217 | U | C2-N3-C4 | -5.80 | 123.52 | 127.00 | 10 | 20 |
| 1 | B | 223 | U | C2-N3-C4 | -5.79 | 123.53 | 127.00 | 4 | 20 |
| 1 | B | 166 | U | C2-N3-C4 | -5.78 | 123.53 | 127.00 | 14 | 20 |
| 1 | B | 173 | U | C2-N3-C4 | -5.77 | 123.54 | 127.00 | 14 | 20 |
| 1 | B | 207 | U | C2-N3-C4 | -5.76 | 123.54 | 127.00 | 3 | 20 |
| 1 | B | 180 | U | C2-N3-C4 | -5.76 | 123.54 | 127.00 | 5 | 20 |
| 1 | B | 198 | U | C2-N3-C4 | -5.76 | 123.55 | 127.00 | 15 | 20 |
| 1 | B | 183 | U | C2-N3-C4 | -5.74 | 123.56 | 127.00 | 4 | 20 |
| 1 | B | 206 | G | C5'-C4'-O4' | -5.72 | 102.23 | 109.10 | 14 | 11 |
| 1 | B | 224 | U | C5'-C4'-O4' | -5.71 | 102.25 | 109.10 | 7 | 3 |
| 1 | B | 187 | G | C5'-C4'-O4' | -5.61 | 102.37 | 109.10 | 14 | 4 |
| 1 | B | 185 | G | C5'-C4'-O4' | -5.58 | 102.40 | 109.10 | 18 | 3 |
| 1 | B | 214 | G | N1-C2-N2 | -5.55 | 111.20 | 116.20 | 8 | 20 |
| 1 | B | 227 | G | N1-C2-N2 | -5.55 | 111.20 | 116.20 | 5 | 20 |
| 1 | B | 201 | C | C5'-C4'-O4' | -5.55 | 102.44 | 109.10 | 10 | 6 |
| 1 | B | 199 | G | N1-C2-N2 | -5.54 | 111.21 | 116.20 | 13 | 20 |
| 1 | B | 187 | G | N1-C2-N2 | -5.54 | 111.21 | 116.20 | 7 | 20 |
| 1 | B | 193 | G | N1-C2-N2 | -5.54 | 111.21 | 116.20 | 4 | 20 |
| 1 | B | 220 | G | N1-C2-N2 | -5.54 | 111.22 | 116.20 | 9 | 20 |
| 1 | B | 215 | G | N1-C2-N2 | -5.53 | 111.22 | 116.20 | 18 | 20 |

Continued on next page...

Continued from previous page...

| Mol | Chain | Res | Type | Atoms | Z | Observed(°) | Ideal(°) | Models | |
|-----|-------|-----|------|-------------|-------|-------------|----------|--------|-------|
| | | | | | | | | Worst | Total |
| 1 | B | 186 | G | C5'-C4'-O4' | -5.53 | 102.46 | 109.10 | 14 | 3 |
| 1 | B | 234 | G | N1-C2-N2 | -5.53 | 111.22 | 116.20 | 17 | 20 |
| 1 | B | 190 | G | N1-C2-N2 | -5.53 | 111.22 | 116.20 | 5 | 20 |
| 1 | B | 212 | G | N1-C2-N2 | -5.53 | 111.22 | 116.20 | 19 | 20 |
| 1 | B | 213 | G | N1-C2-N2 | -5.53 | 111.23 | 116.20 | 7 | 20 |
| 1 | B | 229 | G | N1-C2-N2 | -5.52 | 111.23 | 116.20 | 14 | 20 |
| 1 | B | 188 | G | N1-C2-N2 | -5.52 | 111.23 | 116.20 | 4 | 20 |
| 1 | B | 162 | G | N1-C2-N2 | -5.52 | 111.23 | 116.20 | 11 | 20 |
| 1 | B | 186 | G | N1-C2-N2 | -5.52 | 111.23 | 116.20 | 2 | 20 |
| 1 | B | 230 | G | N1-C2-N2 | -5.52 | 111.23 | 116.20 | 13 | 20 |
| 1 | B | 206 | G | N1-C2-N2 | -5.52 | 111.23 | 116.20 | 7 | 20 |
| 1 | B | 196 | G | N1-C2-N2 | -5.51 | 111.24 | 116.20 | 5 | 20 |
| 1 | B | 192 | G | N1-C2-N2 | -5.51 | 111.24 | 116.20 | 10 | 20 |
| 1 | B | 234 | G | C5-C6-O6 | -5.51 | 125.30 | 128.60 | 20 | 20 |
| 1 | B | 212 | G | C5-C6-O6 | -5.51 | 125.30 | 128.60 | 14 | 20 |
| 1 | B | 215 | G | C5-C6-O6 | -5.50 | 125.30 | 128.60 | 14 | 20 |
| 1 | B | 231 | G | N1-C2-N2 | -5.50 | 111.25 | 116.20 | 3 | 20 |
| 1 | B | 218 | G | N1-C2-N2 | -5.50 | 111.25 | 116.20 | 14 | 20 |
| 1 | B | 226 | G | N1-C2-N2 | -5.50 | 111.25 | 116.20 | 18 | 20 |
| 1 | B | 185 | G | N1-C2-N2 | -5.49 | 111.26 | 116.20 | 2 | 20 |
| 1 | B | 209 | G | N1-C2-N2 | -5.49 | 111.26 | 116.20 | 11 | 20 |
| 1 | B | 172 | G | N1-C2-N2 | -5.49 | 111.26 | 116.20 | 16 | 20 |
| 1 | B | 177 | G | N1-C2-N2 | -5.49 | 111.26 | 116.20 | 12 | 20 |
| 1 | B | 221 | G | N1-C2-N2 | -5.49 | 111.26 | 116.20 | 19 | 20 |
| 1 | B | 211 | G | N1-C2-N2 | -5.49 | 111.26 | 116.20 | 7 | 20 |
| 1 | B | 199 | G | C5'-C4'-O4' | -5.48 | 102.52 | 109.10 | 17 | 1 |
| 1 | B | 208 | A | C5'-C4'-O4' | -5.47 | 102.53 | 109.10 | 1 | 12 |
| 1 | B | 226 | G | C5'-C4'-O4' | -5.47 | 102.53 | 109.10 | 2 | 2 |
| 1 | B | 229 | G | C5-C6-O6 | -5.47 | 125.32 | 128.60 | 9 | 20 |
| 1 | B | 177 | G | C5-C6-O6 | -5.47 | 125.32 | 128.60 | 10 | 20 |
| 1 | B | 206 | G | C5-C6-O6 | -5.47 | 125.32 | 128.60 | 9 | 20 |
| 1 | B | 172 | G | C5-C6-O6 | -5.46 | 125.32 | 128.60 | 6 | 20 |
| 1 | B | 188 | G | C5-C6-O6 | -5.46 | 125.32 | 128.60 | 3 | 20 |
| 1 | B | 230 | G | C5-C6-O6 | -5.46 | 125.32 | 128.60 | 20 | 20 |
| 1 | B | 187 | G | C5-C6-O6 | -5.46 | 125.33 | 128.60 | 13 | 20 |
| 1 | B | 211 | G | C5-C6-O6 | -5.46 | 125.33 | 128.60 | 3 | 20 |
| 1 | B | 193 | G | C5-C6-O6 | -5.45 | 125.33 | 128.60 | 12 | 20 |
| 1 | B | 162 | G | C5-C6-O6 | -5.44 | 125.33 | 128.60 | 7 | 20 |
| 1 | B | 218 | G | C5-C6-O6 | -5.44 | 125.33 | 128.60 | 15 | 20 |
| 1 | B | 186 | G | C5-C6-O6 | -5.44 | 125.34 | 128.60 | 19 | 20 |
| 1 | B | 192 | G | C5-C6-O6 | -5.43 | 125.34 | 128.60 | 18 | 20 |

Continued on next page...

Continued from previous page...

| Mol | Chain | Res | Type | Atoms | Z | Observed(°) | Ideal(°) | Models | |
|-----|-------|-----|------|-------------|-------|-------------|----------|--------|-------|
| | | | | | | | | Worst | Total |
| 1 | B | 227 | G | C5-C6-O6 | -5.43 | 125.34 | 128.60 | 15 | 20 |
| 1 | B | 185 | G | C5-C6-O6 | -5.43 | 125.34 | 128.60 | 16 | 20 |
| 1 | B | 209 | G | C5-C6-O6 | -5.43 | 125.34 | 128.60 | 14 | 20 |
| 1 | B | 226 | G | C5-C6-O6 | -5.42 | 125.35 | 128.60 | 2 | 20 |
| 1 | B | 231 | G | C5-C6-O6 | -5.42 | 125.35 | 128.60 | 5 | 20 |
| 1 | B | 220 | G | C5-C6-O6 | -5.42 | 125.35 | 128.60 | 4 | 20 |
| 1 | B | 190 | G | C5-C6-O6 | -5.42 | 125.35 | 128.60 | 19 | 20 |
| 1 | B | 199 | G | C5-C6-O6 | -5.42 | 125.35 | 128.60 | 8 | 20 |
| 1 | B | 221 | G | C5-C6-O6 | -5.41 | 125.36 | 128.60 | 15 | 20 |
| 1 | B | 196 | G | C5-C6-O6 | -5.41 | 125.36 | 128.60 | 15 | 20 |
| 1 | B | 214 | G | C5-C6-O6 | -5.41 | 125.36 | 128.60 | 9 | 20 |
| 1 | B | 194 | A | C5'-C4'-O4' | -5.41 | 102.61 | 109.10 | 13 | 1 |
| 1 | B | 213 | G | C5-C6-O6 | -5.40 | 125.36 | 128.60 | 1 | 20 |
| 1 | B | 169 | U | C5'-C4'-O4' | -5.39 | 102.63 | 109.10 | 7 | 3 |
| 1 | B | 183 | U | C5'-C4'-O4' | -5.37 | 102.65 | 109.10 | 14 | 1 |
| 1 | B | 204 | U | N3-C4-C5 | 5.32 | 117.79 | 114.60 | 12 | 20 |
| 1 | B | 173 | U | N3-C4-C5 | 5.31 | 117.79 | 114.60 | 14 | 20 |
| 1 | B | 180 | U | N3-C4-C5 | 5.30 | 117.78 | 114.60 | 18 | 20 |
| 1 | B | 223 | U | N3-C4-C5 | 5.30 | 117.78 | 114.60 | 19 | 20 |
| 1 | B | 182 | U | N3-C4-C5 | 5.30 | 117.78 | 114.60 | 5 | 20 |
| 1 | B | 169 | U | N3-C4-C5 | 5.30 | 117.78 | 114.60 | 3 | 20 |
| 1 | B | 207 | U | N3-C4-C5 | 5.29 | 117.77 | 114.60 | 3 | 20 |
| 1 | B | 179 | U | N3-C4-C5 | 5.28 | 117.77 | 114.60 | 4 | 20 |
| 1 | B | 161 | U | N3-C4-C5 | 5.28 | 117.77 | 114.60 | 20 | 19 |
| 1 | B | 166 | U | N3-C4-C5 | 5.28 | 117.77 | 114.60 | 14 | 20 |
| 1 | B | 183 | U | N3-C4-C5 | 5.27 | 117.76 | 114.60 | 15 | 20 |
| 1 | B | 170 | C | C5'-C4'-O4' | -5.27 | 102.77 | 109.10 | 12 | 1 |
| 1 | B | 217 | U | N3-C4-C5 | 5.27 | 117.76 | 114.60 | 10 | 20 |
| 1 | B | 175 | U | N3-C4-C5 | 5.27 | 117.76 | 114.60 | 5 | 20 |
| 1 | B | 198 | U | C5'-C4'-O4' | -5.26 | 102.79 | 109.10 | 5 | 1 |
| 1 | B | 224 | U | N3-C4-C5 | 5.26 | 117.76 | 114.60 | 16 | 20 |
| 1 | B | 198 | U | N3-C4-C5 | 5.24 | 117.75 | 114.60 | 10 | 20 |
| 1 | B | 220 | G | C5'-C4'-O4' | -5.22 | 102.84 | 109.10 | 10 | 1 |
| 1 | B | 195 | C | C5'-C4'-O4' | -5.21 | 102.85 | 109.10 | 1 | 1 |
| 1 | B | 176 | C | C5'-C4'-O4' | -5.11 | 102.97 | 109.10 | 1 | 2 |
| 1 | B | 197 | A | C5'-C4'-O4' | -5.11 | 102.97 | 109.10 | 6 | 1 |
| 1 | B | 174 | C | C5'-C4'-O4' | -5.11 | 102.97 | 109.10 | 18 | 2 |
| 1 | B | 200 | A | C5'-C4'-O4' | -5.10 | 102.98 | 109.10 | 18 | 1 |
| 1 | B | 212 | G | C5'-C4'-O4' | -5.07 | 103.02 | 109.10 | 2 | 1 |
| 1 | B | 206 | G | C2-N3-C4 | -5.03 | 109.39 | 111.90 | 3 | 1 |
| 1 | B | 173 | U | C5'-C4'-O4' | -5.02 | 103.08 | 109.10 | 13 | 1 |

Continued on next page...

Continued from previous page...

| Mol | Chain | Res | Type | Atoms | Z | Observed(°) | Ideal(°) | Models | |
|-----|-------|-----|------|----------|-------|-------------|----------|--------|-------|
| | | | | | | | | Worst | Total |
| 1 | B | 231 | G | C2-N3-C4 | -5.00 | 109.40 | 111.90 | 12 | 1 |

There are no chirality outliers.

There are no planarity outliers.

6.2 Too-close contacts [i](#)

In the following table, the Non-H and H(model) columns list the number of non-hydrogen atoms and hydrogen atoms in each chain respectively. The H(added) column lists the number of hydrogen atoms added and optimized by MolProbity. The Clashes column lists the number of clashes averaged over the ensemble.

| Mol | Chain | Non-H | H(model) | H(added) | Clashes |
|-----|-------|-------|----------|----------|---------|
| 1 | B | 1608 | 810 | 811 | 2±2 |
| 2 | A | 267 | 252 | 252 | 1±0 |
| All | All | 37540 | 21240 | 21260 | 55 |

The all-atom clashscore is defined as the number of clashes found per 1000 atoms (including hydrogen atoms). The all-atom clashscore for this structure is 1.

All unique clashes are listed below, sorted by their clash magnitude.

| Atom-1 | Atom-2 | Clash(Å) | Distance(Å) | Models | |
|-----------------|-----------------|----------|-------------|--------|-------|
| | | | | Worst | Total |
| 2:A:49:LEU:HD12 | 2:A:57:ALA:HB1 | 0.64 | 1.70 | 3 | 20 |
| 1:B:219:C:O2' | 1:B:220:G:OP2 | 0.61 | 2.19 | 11 | 1 |
| 1:B:223:U:O2' | 1:B:224:U:O5' | 0.59 | 2.19 | 10 | 5 |
| 1:B:223:U:C5' | 1:B:224:U:OP1 | 0.49 | 2.61 | 10 | 5 |
| 1:B:218:G:O2' | 1:B:219:C:OP1 | 0.47 | 2.32 | 18 | 6 |
| 1:B:198:U:H2' | 1:B:200:A:H1' | 0.47 | 1.87 | 12 | 1 |
| 1:B:223:U:H4' | 1:B:224:U:O5' | 0.46 | 2.11 | 19 | 5 |
| 1:B:219:C:H4' | 1:B:220:G:OP2 | 0.45 | 2.12 | 11 | 1 |
| 1:B:223:U:C4' | 1:B:224:U:OP1 | 0.42 | 2.67 | 17 | 4 |
| 1:B:170:C:O2 | 2:A:49:LEU:HD21 | 0.42 | 2.13 | 3 | 1 |
| 1:B:218:G:C5' | 1:B:219:C:OP2 | 0.42 | 2.67 | 7 | 5 |
| 1:B:219:C:OP2 | 1:B:219:C:C5 | 0.41 | 2.73 | 9 | 1 |

6.3 Torsion angles [i](#)

6.3.1 Protein backbone [i](#)

In the following table, the Percentiles column shows the percent Ramachandran outliers of the chain as a percentile score with respect to all PDB entries followed by that with respect to all NMR entries. The Analysed column shows the number of residues for which the backbone conformation was analysed and the total number of residues.

| Mol | Chain | Analysed | Favoured | Allowed | Outliers | Percentiles |
|-----|-------|----------------|--------------|-------------|------------|-------------|
| 2 | A | 36/61 (59%) | 31±2 (87±5%) | 4±2 (12±5%) | 0±0 (0±1%) | 44 80 |
| All | All | 720/1220 (59%) | 628 (87%) | 90 (12%) | 2 (0%) | 44 80 |

All 2 unique Ramachandran outliers are listed below. They are sorted by the frequency of occurrence in the ensemble.

| Mol | Chain | Res | Type | Models (Total) |
|-----|-------|-----|------|----------------|
| 2 | A | 28 | GLY | 1 |
| 2 | A | 18 | ARG | 1 |

6.3.2 Protein sidechains [i](#)

In the following table, the Percentiles column shows the percent sidechain outliers of the chain as a percentile score with respect to all PDB entries followed by that with respect to all NMR entries. The Analysed column shows the number of residues for which the sidechain conformation was analysed and the total number of residues.

| Mol | Chain | Analysed | Rotameric | Outliers | Percentiles |
|-----|-------|---------------|--------------|-------------|-------------|
| 2 | A | 28/47 (60%) | 20±2 (71±6%) | 8±2 (29±6%) | 1 17 |
| All | All | 560/940 (60%) | 395 (71%) | 165 (29%) | 1 17 |

All 16 unique residues with a non-rotameric sidechain are listed below. They are sorted by the frequency of occurrence in the ensemble.

| Mol | Chain | Res | Type | Models (Total) |
|-----|-------|-----|------|----------------|
| 2 | A | 20 | LEU | 20 |
| 2 | A | 30 | TYR | 20 |
| 2 | A | 49 | LEU | 20 |
| 2 | A | 18 | ARG | 15 |
| 2 | A | 48 | GLN | 15 |
| 2 | A | 37 | LYS | 14 |
| 2 | A | 58 | LYS | 11 |
| 2 | A | 51 | ASN | 9 |

Continued on next page...

Continued from previous page...

| Mol | Chain | Res | Type | Models (Total) |
|-----|-------|-----|------|----------------|
| 2 | A | 36 | LYS | 9 |
| 2 | A | 59 | GLN | 8 |
| 2 | A | 53 | MET | 7 |
| 2 | A | 56 | ASN | 4 |
| 2 | A | 31 | GLN | 4 |
| 2 | A | 26 | SER | 3 |
| 2 | A | 46 | ARG | 3 |
| 2 | A | 33 | GLN | 3 |

6.3.3 RNA [i](#)

| Mol | Chain | Analysed | Backbone Outliers | Pucker Outliers | Suiteness |
|-----|-------|-----------------|-------------------|-----------------|-----------|
| 1 | B | 74/75 (99%) | 24±2 (32±2%) | 2±1 (3±1%) | 0.37±0.03 |
| All | All | 1480/1500 (99%) | 479 (32%) | 39 (3%) | 0.37 |

The overall RNA backbone suiteness is 0.38.

All unique RNA backbone outliers are listed below:

| Mol | Chain | Res | Type | Models (Total) |
|-----|-------|-----|------|----------------|
| 1 | B | 176 | C | 20 |
| 1 | B | 198 | U | 20 |
| 1 | B | 206 | G | 20 |
| 1 | B | 207 | U | 20 |
| 1 | B | 208 | A | 20 |
| 1 | B | 220 | G | 20 |
| 1 | B | 168 | A | 19 |
| 1 | B | 200 | A | 19 |
| 1 | B | 219 | C | 19 |
| 1 | B | 169 | U | 18 |
| 1 | B | 175 | U | 18 |
| 1 | B | 182 | U | 18 |
| 1 | B | 183 | U | 18 |
| 1 | B | 199 | G | 18 |
| 1 | B | 218 | G | 18 |
| 1 | B | 184 | C | 17 |
| 1 | B | 187 | G | 17 |
| 1 | B | 214 | G | 17 |
| 1 | B | 186 | G | 16 |
| 1 | B | 224 | U | 16 |
| 1 | B | 185 | G | 16 |
| 1 | B | 197 | A | 15 |

Continued on next page...

Continued from previous page...

| Mol | Chain | Res | Type | Models (Total) |
|-----|-------|-----|------|----------------|
| 1 | B | 227 | G | 14 |
| 1 | B | 221 | G | 12 |
| 1 | B | 171 | C | 11 |
| 1 | B | 201 | C | 9 |
| 1 | B | 222 | C | 8 |
| 1 | B | 170 | C | 6 |
| 1 | B | 215 | G | 5 |
| 1 | B | 217 | U | 5 |
| 1 | B | 223 | U | 5 |
| 1 | B | 225 | A | 3 |
| 1 | B | 209 | G | 1 |
| 1 | B | 196 | G | 1 |

All unique RNA pucker outliers are listed below:

| Mol | Chain | Res | Type | Models (Total) |
|-----|-------|-----|------|----------------|
| 1 | B | 218 | G | 15 |
| 1 | B | 219 | C | 5 |
| 1 | B | 223 | U | 5 |
| 1 | B | 198 | U | 4 |
| 1 | B | 168 | A | 3 |
| 1 | B | 182 | U | 3 |
| 1 | B | 184 | C | 2 |
| 1 | B | 183 | U | 1 |
| 1 | B | 200 | A | 1 |

6.4 Non-standard residues in protein, DNA, RNA chains [i](#)

There are no non-standard protein/DNA/RNA residues in this entry.

6.5 Carbohydrates [i](#)

There are no monosaccharides in this entry.

6.6 Ligand geometry [i](#)

Of 2 ligands modelled in this entry, 2 are monoatomic - leaving 0 for Mogul analysis.

6.7 Other polymers [i](#)

There are no such molecules in this entry.

6.8 Polymer linkage issues [i](#)

There are no chain breaks in this entry.

7 Chemical shift validation

No chemical shift data were provided