



## Full wwPDB EM Validation Report ⓘ

Apr 28, 2024 – 04:47 am BST

PDB ID : 2VDC  
EMDB ID : EMD-1440  
Title : THE 9.5 Å RESOLUTION STRUCTURE OF GLUTAMATE SYNTHASE FROM CRYO-ELECTRON MICROSCOPY AND ITS OLIGOMERIZATION BEHAVIOR IN SOLUTION: FUNCTIONAL IMPLICATIONS.  
Authors : Cotteville, M.; Larquet, E.; Jonic, S.; Petoukhov, M.V.; Caprini, G.; Paravisi, S.; Svergun, D.I.; Vanoni, M.A.; Boisset, N.  
Deposited on : 2007-10-04  
Resolution : 9.50 Å (reported)  
Based on initial model : 2VDC

This is a Full wwPDB EM Validation Report for a publicly released PDB entry.

We welcome your comments at [validation@mail.wwpdb.org](mailto:validation@mail.wwpdb.org)

A user guide is available at

<https://www.wwpdb.org/validation/2017/EMValidationReportHelp>

with specific help available everywhere you see the ⓘ symbol.

The types of validation reports are described at

<http://www.wwpdb.org/validation/2017/FAQs#types>.

---

The following versions of software and data (see [references ⓘ](#)) were used in the production of this report:

EMDB validation analysis : 0.0.1.dev92  
Mogul : 1.8.4, CSD as541be (2020)  
MolProbity : 4.02b-467  
buster-report : 1.1.7 (2018)  
Percentile statistics : 20191225.v01 (using entries in the PDB archive December 25th 2019)  
MapQ : 1.9.13  
Ideal geometry (proteins) : Engh & Huber (2001)  
Ideal geometry (DNA, RNA) : Parkinson et al. (1996)  
Validation Pipeline (wwPDB-VP) : 2.36.2

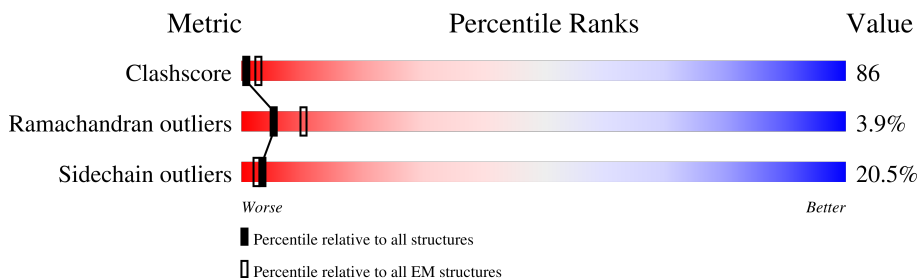
# 1 Overall quality at a glance i

The following experimental techniques were used to determine the structure:

*ELECTRON MICROSCOPY*

The reported resolution of this entry is 9.50 Å.

Percentile scores (ranging between 0-100) for global validation metrics of the entry are shown in the following graphic. The table shows the number of entries on which the scores are based.



Metric	Whole archive (#Entries)	EM structures (#Entries)
Clashscore	158937	4297
Ramachandran outliers	154571	4023
Sidechain outliers	154315	3826

The table below summarises the geometric issues observed across the polymeric chains and their fit to the map. The red, orange, yellow and green segments of the bar indicate the fraction of residues that contain outliers for  $\geq 3$ , 2, 1 and 0 types of geometric quality criteria respectively. A grey segment represents the fraction of residues that are not modelled. The numeric value for each fraction is indicated below the corresponding segment, with a dot representing fractions  $\leq 5\%$ . The upper red bar (where present) indicates the fraction of residues that have poor fit to the EM map (all-atom inclusion  $< 40\%$ ). The numeric value is given above the bar.

Mol	Chain	Length	Quality of chain
1	A	1472	<div style="display: flex; justify-content: space-between;"> <span>29%</span> <span>26%</span> <span>52%</span> <span>20%</span> </div>
1	B	1472	<div style="display: flex; justify-content: space-between;"> <span>29%</span> <span>30%</span> <span>49%</span> <span>17%</span> </div>
1	C	1472	<div style="display: flex; justify-content: space-between;"> <span>31%</span> <span>27%</span> <span>51%</span> <span>20%</span> </div>
1	D	1472	<div style="display: flex; justify-content: space-between;"> <span>30%</span> <span>30%</span> <span>49%</span> <span>17%</span> </div>
1	E	1472	<div style="display: flex; justify-content: space-between;"> <span>30%</span> <span>26%</span> <span>51%</span> <span>20%</span> </div>
1	F	1472	<div style="display: flex; justify-content: space-between;"> <span>31%</span> <span>30%</span> <span>49%</span> <span>17%</span> </div>
2	G	456	<div style="display: flex; justify-content: space-between;"> <span>21%</span> <span>18%</span> <span>49%</span> <span>25%</span> <span>8%</span> </div>

Continued on next page...

Continued from previous page...

Mol	Chain	Length	Quality of chain
2	H	456	
2	I	456	
2	J	456	
2	K	456	
2	L	456	

The following table lists non-polymeric compounds, carbohydrate monomers and non-standard residues in protein, DNA, RNA chains that are outliers for geometric or electron-density-fit criteria:

Mol	Type	Chain	Res	Chirality	Geometry	Clashes	Electron density
3	OMT	A	2473	-	X	-	-
3	OMT	B	2473	-	X	-	-
3	OMT	C	2473	-	X	-	-
3	OMT	D	2473	-	X	-	-
3	OMT	E	2473	-	X	-	-
3	OMT	F	2473	-	X	-	-
6	F3S	A	2476	-	-	X	-
6	F3S	B	2476	-	-	X	-
6	F3S	C	2476	-	-	X	-
6	F3S	D	2476	-	-	X	-
6	F3S	E	2476	-	-	X	-
6	F3S	F	2476	-	-	X	-
7	SF4	G	483	-	-	X	-
7	SF4	H	483	-	-	X	-
7	SF4	I	483	-	-	X	-
7	SF4	J	483	-	-	X	-
7	SF4	K	483	-	-	X	-
7	SF4	L	483	-	-	X	-

## 2 Entry composition [i](#)

There are 8 unique types of molecules in this entry. The entry contains 89598 atoms, of which 0 are hydrogens and 0 are deuteriums.

In the tables below, the AltConf column contains the number of residues with at least one atom in alternate conformation and the Trace column contains the number of residues modelled with at most 2 atoms.

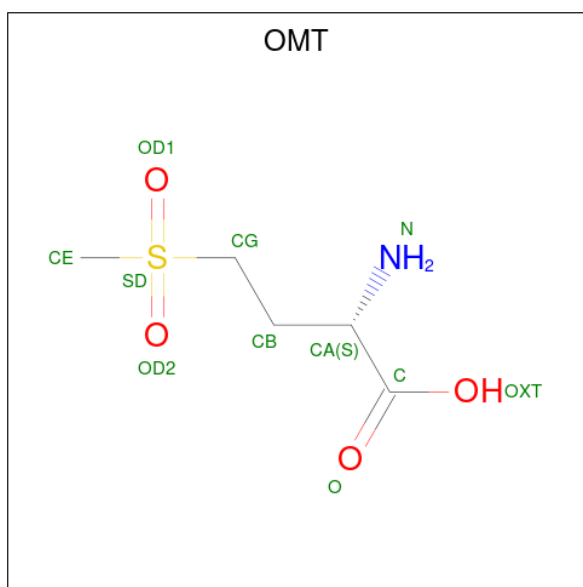
- Molecule 1 is a protein called GLUTAMATE SYNTHASE [NADPH] LARGE CHAIN.

Mol	Chain	Residues	Atoms					AltConf	Trace
			Total	C	N	O	S		
1	A	1472	11337	7109	2036	2132	60	0	0
1	B	1472	11337	7109	2036	2132	60	0	0
1	C	1472	11337	7109	2036	2132	60	0	0
1	D	1472	11337	7109	2036	2132	60	0	0
1	E	1472	11337	7109	2036	2132	60	0	0
1	F	1472	11337	7109	2036	2132	60	0	0

- Molecule 2 is a protein called GLUTAMATE SYNTHASE [NADPH] SMALL CHAIN.

Mol	Chain	Residues	Atoms					AltConf	Trace
			Total	C	N	O	S		
2	G	456	3468	2163	624	666	15	0	0
2	H	456	3468	2163	624	666	15	0	0
2	I	456	3468	2163	624	666	15	0	0
2	J	456	3468	2163	624	666	15	0	0
2	K	456	3468	2163	624	666	15	0	0
2	L	456	3468	2163	624	666	15	0	0

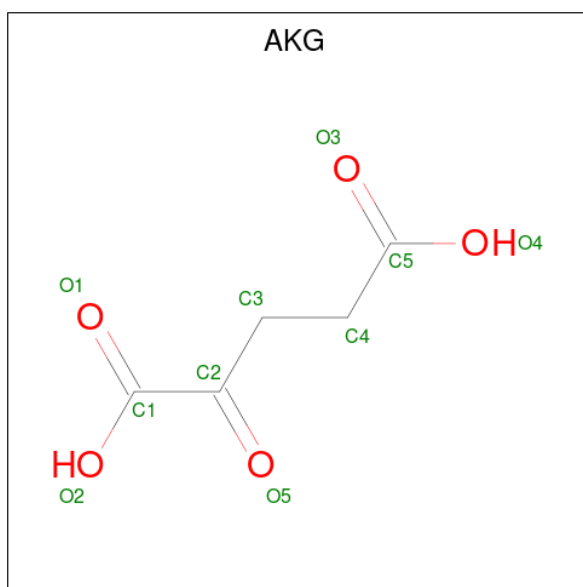
- Molecule 3 is S-DIOXYMETHIONINE (three-letter code: OMT) (formula: C<sub>5</sub>H<sub>11</sub>NO<sub>4</sub>S).



Mol	Chain	Residues	Atoms					AltConf
			Total	C	N	O	S	
3	A	1	Total	C	N	O	S	0
			11	5	1	4	1	
3	B	1	Total	C	N	O	S	0
			11	5	1	4	1	
3	C	1	Total	C	N	O	S	0
			11	5	1	4	1	
3	D	1	Total	C	N	O	S	0
			11	5	1	4	1	
3	E	1	Total	C	N	O	S	0
			11	5	1	4	1	
3	F	1	Total	C	N	O	S	0
			11	5	1	4	1	

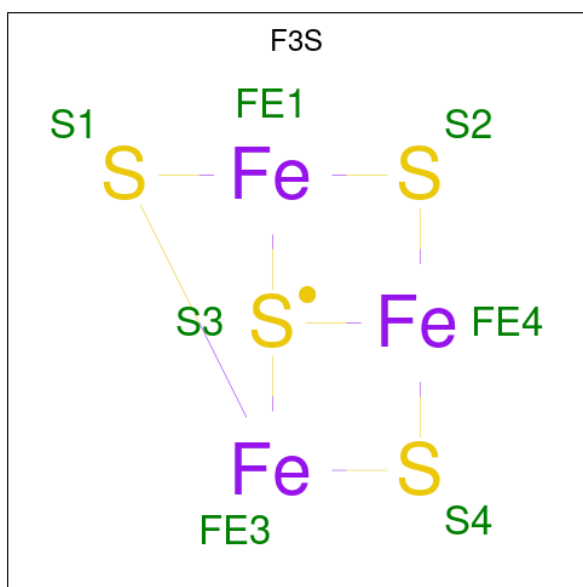
- Molecule 4 is FLAVIN MONONUCLEOTIDE (three-letter code: FMN) (formula: C<sub>17</sub>H<sub>21</sub>N<sub>4</sub>O<sub>9</sub>P).





Mol	Chain	Residues	Atoms			AltConf
5	A	1	Total	C	O	0
			10	5	5	
5	B	1	Total	C	O	0
			10	5	5	
5	C	1	Total	C	O	0
			10	5	5	
5	D	1	Total	C	O	0
			10	5	5	
5	E	1	Total	C	O	0
			10	5	5	
5	F	1	Total	C	O	0
			10	5	5	

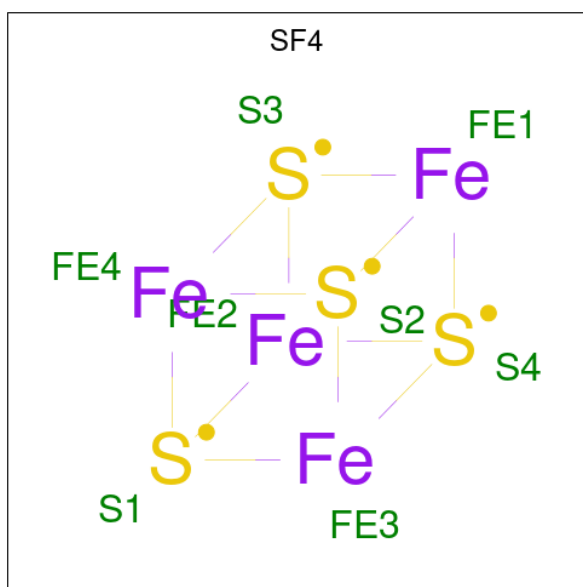
- Molecule 6 is FE3-S4 CLUSTER (three-letter code: F3S) (formula: Fe<sub>3</sub>S<sub>4</sub>).



Mol	Chain	Residues	Atoms			AltConf
			Total	Fe	S	
6	A	1	7	3	4	0
6	B	1	7	3	4	0
6	C	1	7	3	4	0
6	D	1	7	3	4	0
6	E	1	7	3	4	0
6	F	1	7	3	4	0

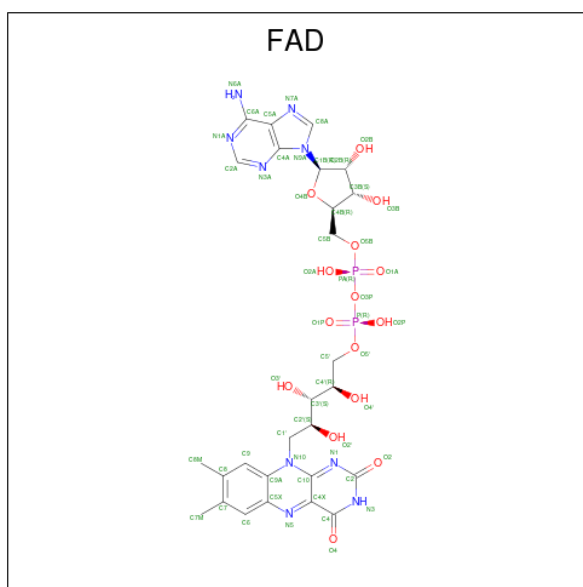
- Molecule 7 is IRON/SULFUR CLUSTER (three-letter code: SF4) (formula: Fe<sub>4</sub>S<sub>4</sub>).





Mol	Chain	Residues	Atoms			AltConf
			Total	Fe	S	
7	G	1	8	4	4	0
7	G	1	8	4	4	0
7	H	1	8	4	4	0
7	H	1	8	4	4	0
7	I	1	8	4	4	0
7	I	1	8	4	4	0
7	J	1	8	4	4	0
7	J	1	8	4	4	0
7	K	1	8	4	4	0
7	K	1	8	4	4	0
7	L	1	8	4	4	0
7	L	1	8	4	4	0

- Molecule 8 is FLAVIN-ADENINE DINUCLEOTIDE (three-letter code: FAD) (formula:  $C_{27}H_{33}N_9O_{15}P_2$ ).




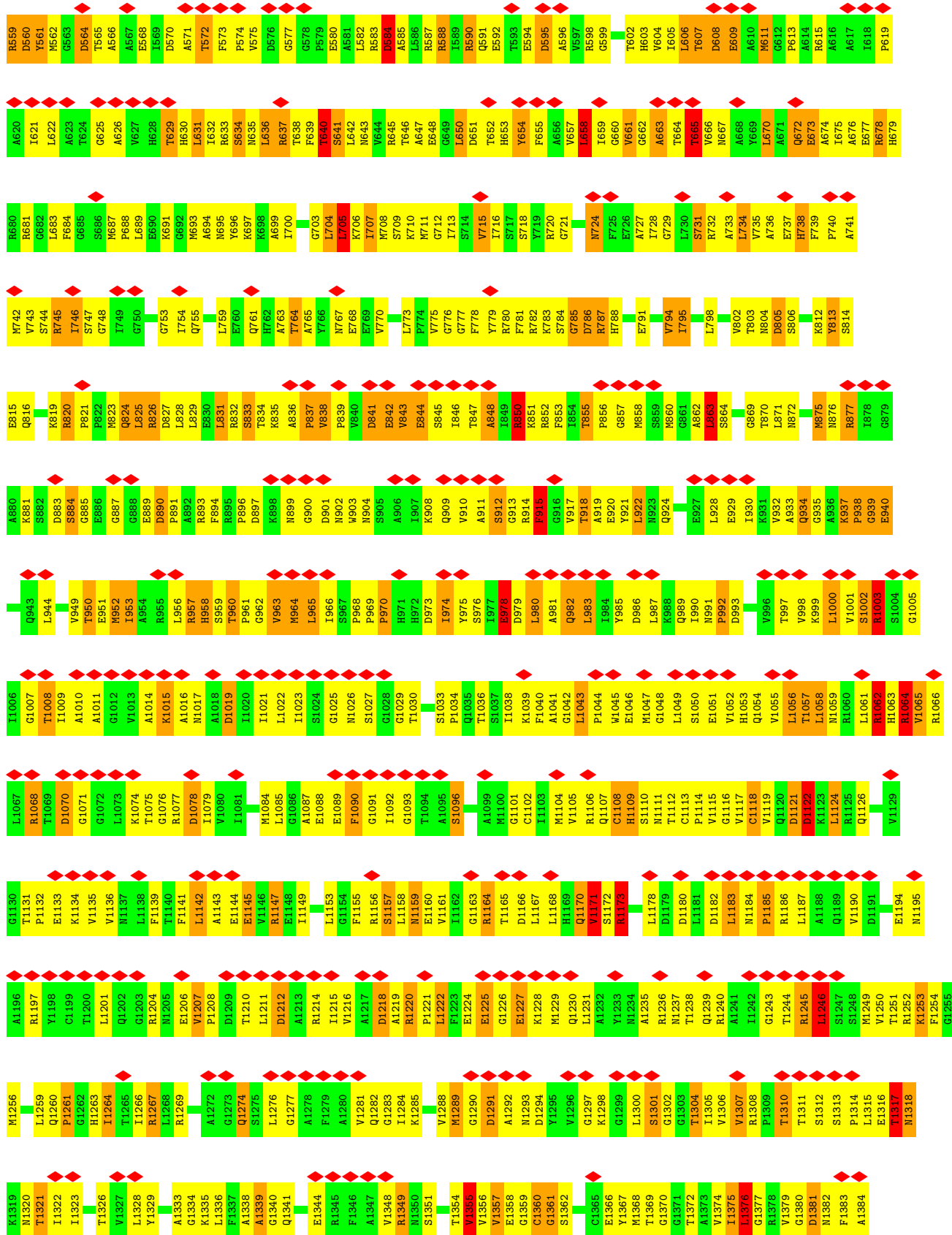
Mol	Chain	Residues	Atoms				AltConf		
			Total	C	N	O		P	
8	G	1	Total	53	27	9	15	2	0
8	H	1	Total	53	27	9	15	2	0
8	I	1	Total	53	27	9	15	2	0
8	J	1	Total	53	27	9	15	2	0
8	K	1	Total	53	27	9	15	2	0
8	L	1	Total	53	27	9	15	2	0

### 3 Residue-property plots

These plots are drawn for all protein, RNA, DNA and oligosaccharide chains in the entry. The first graphic for a chain summarises the proportions of the various outlier classes displayed in the second graphic. The second graphic shows the sequence view annotated by issues in geometry and atom inclusion in map density. Residues are color-coded according to the number of geometric quality criteria for which they contain at least one outlier: green = 0, yellow = 1, orange = 2 and red = 3 or more. A red diamond above a residue indicates a poor fit to the EM map for this residue (all-atom inclusion < 40%). Stretches of 2 or more consecutive residues without any outlier are shown as a green connector. Residues present in the sample, but not in the model, are shown in grey.

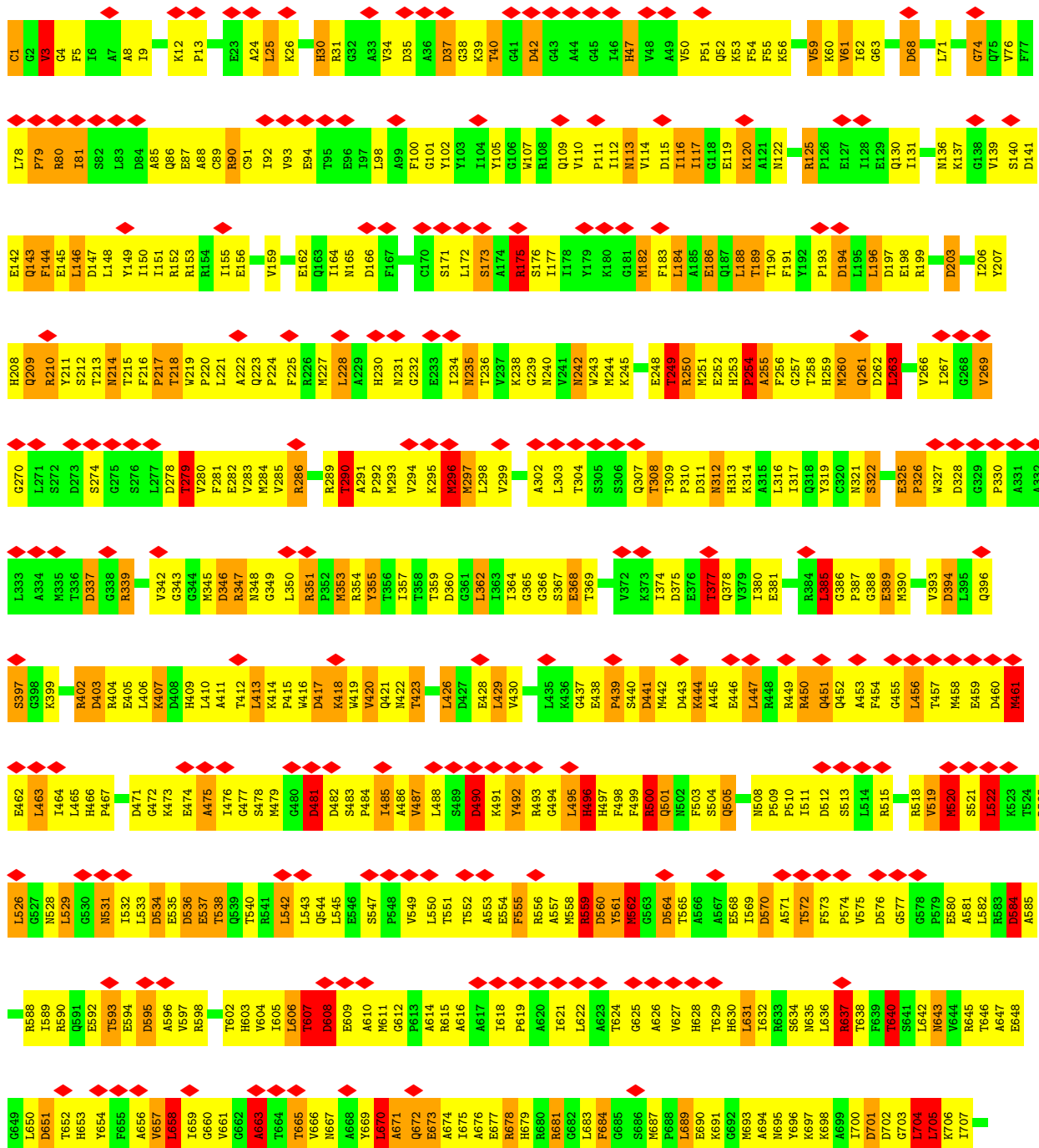
#### • Molecule 1: GLUTAMATE SYNTHASE [NADPH] LARGE CHAIN



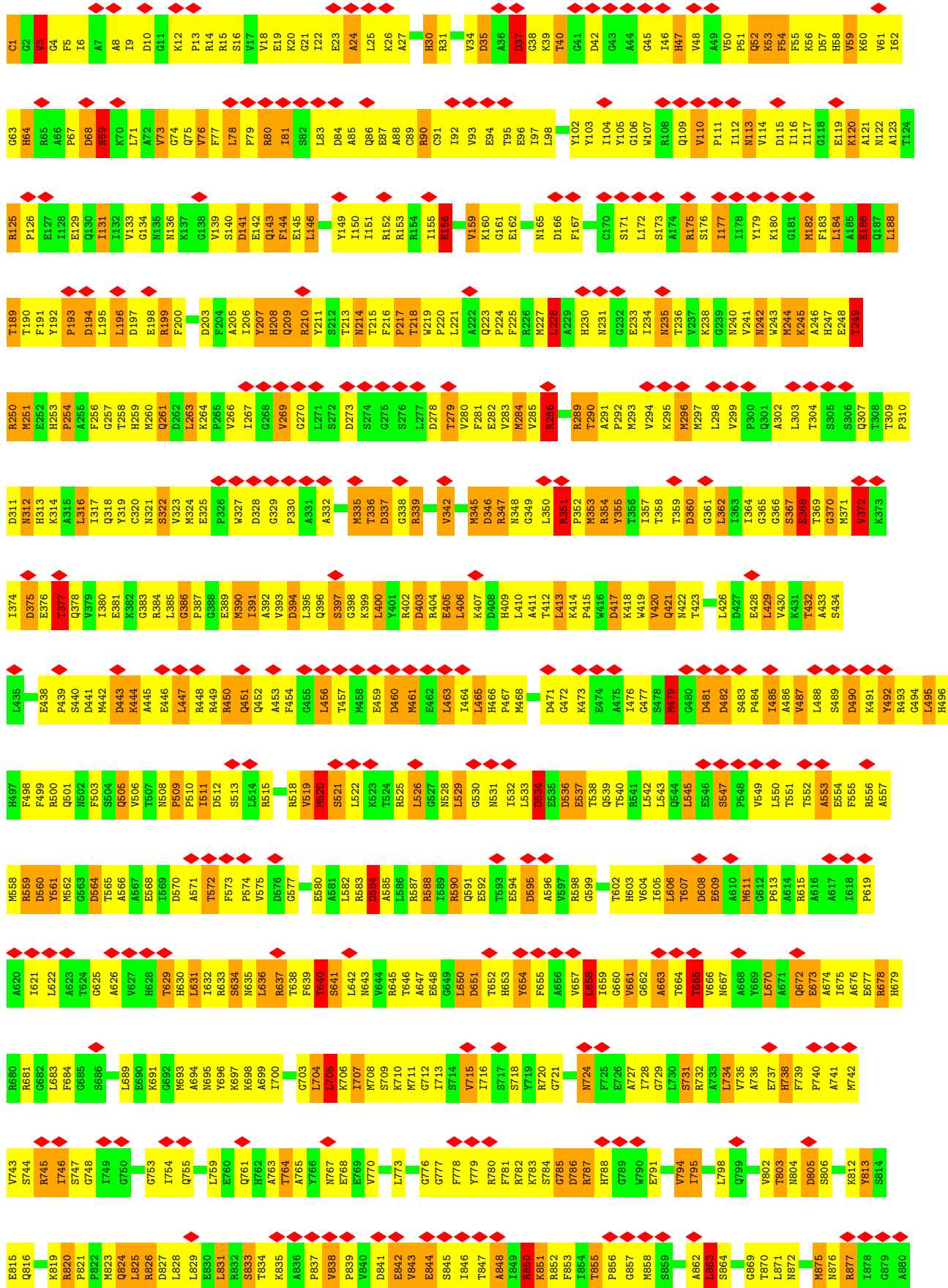





• Molecule 1: GLUTAMATE SYNTHASE [NADPH] LARGE CHAIN

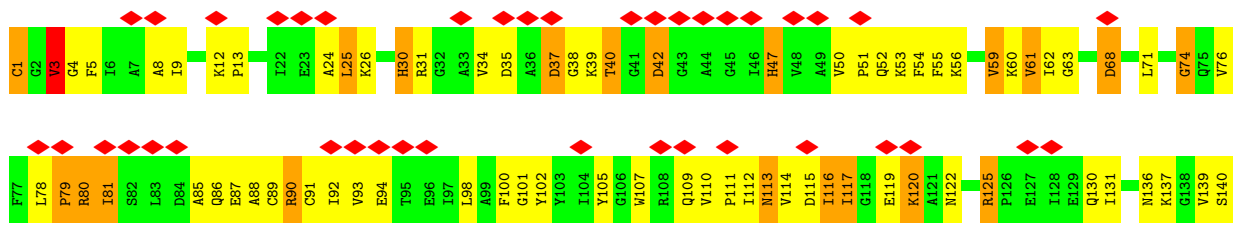




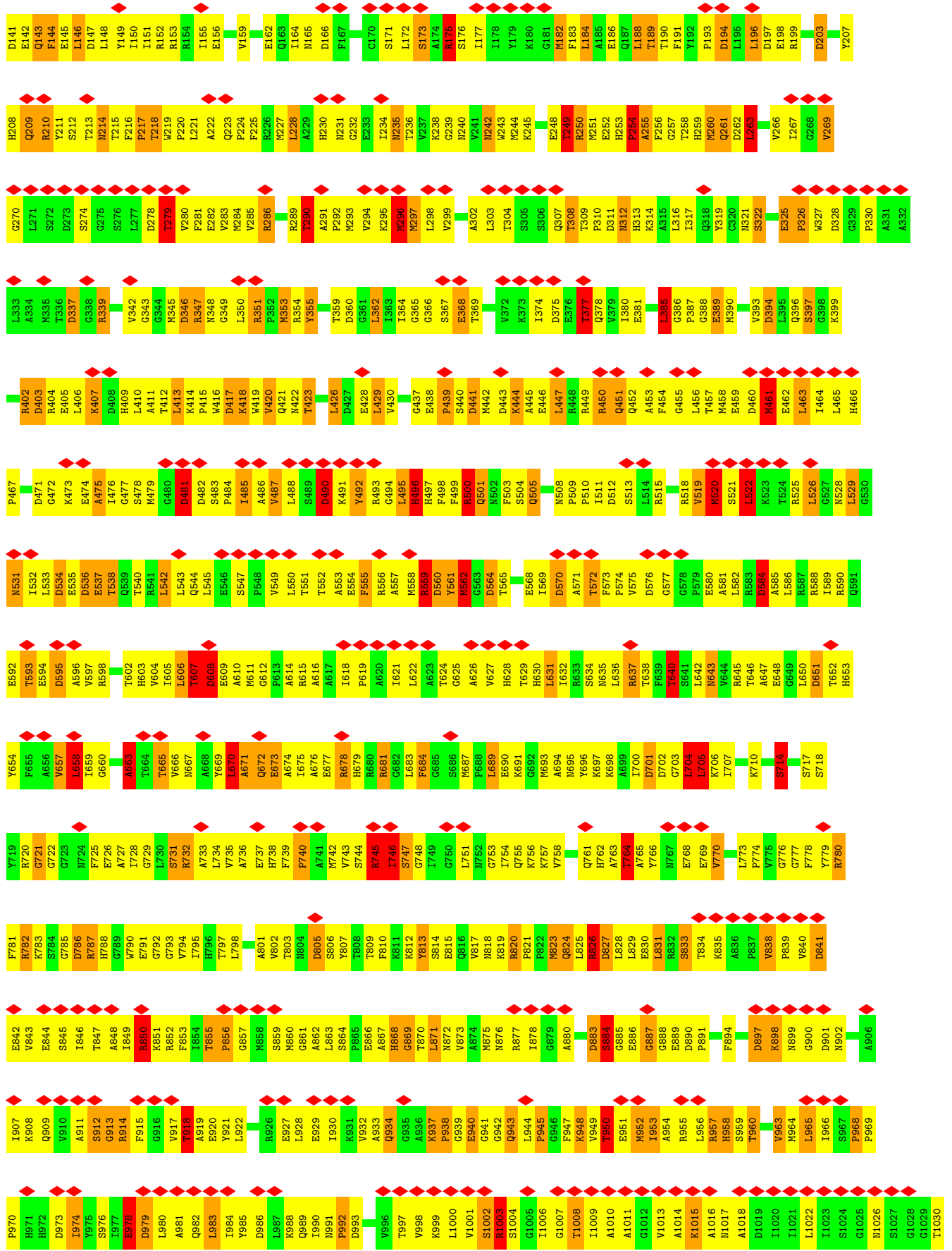


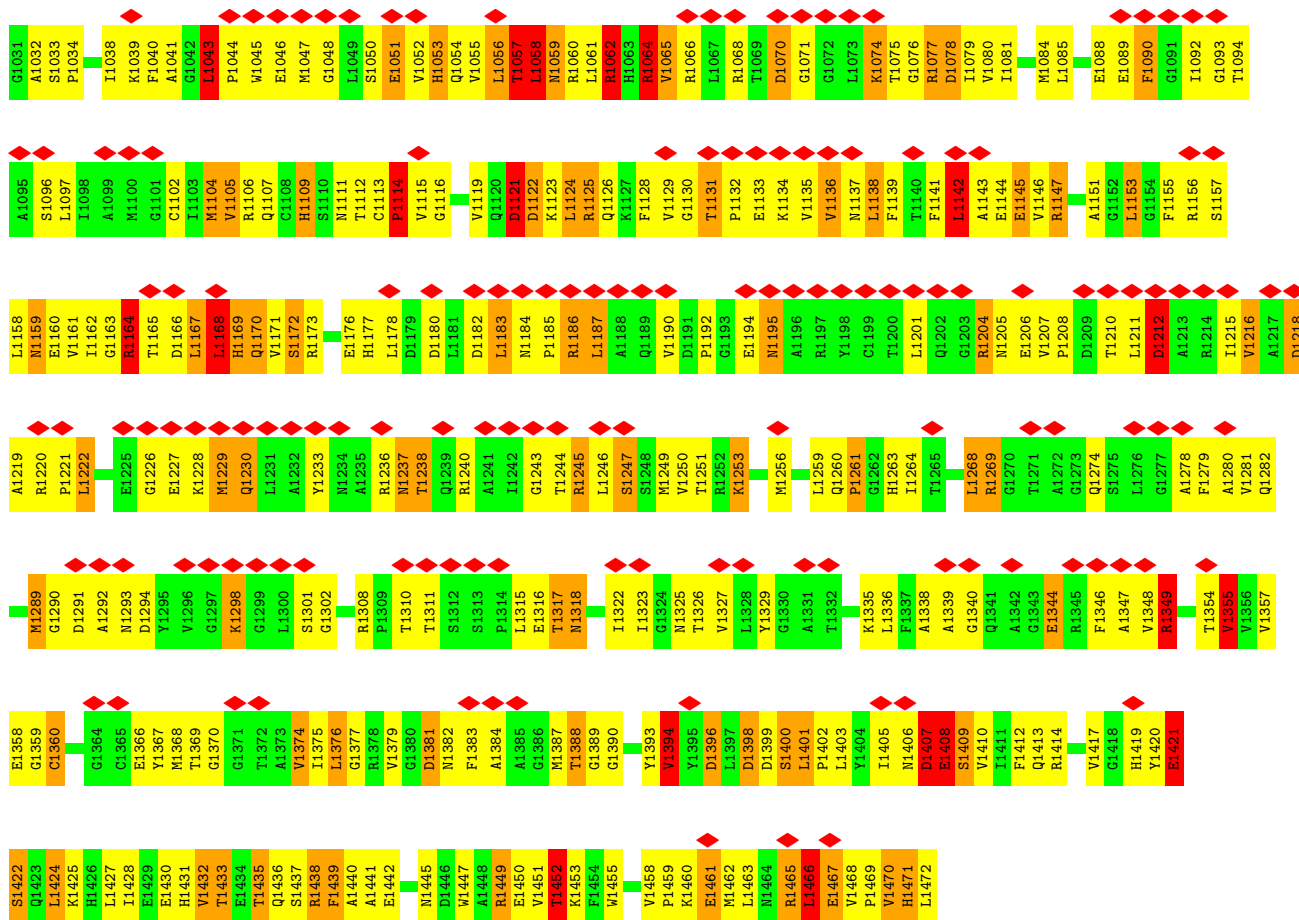


● Molecule 1: GLUTAMATE SYNTHASE [NADPH] LARGE CHAIN

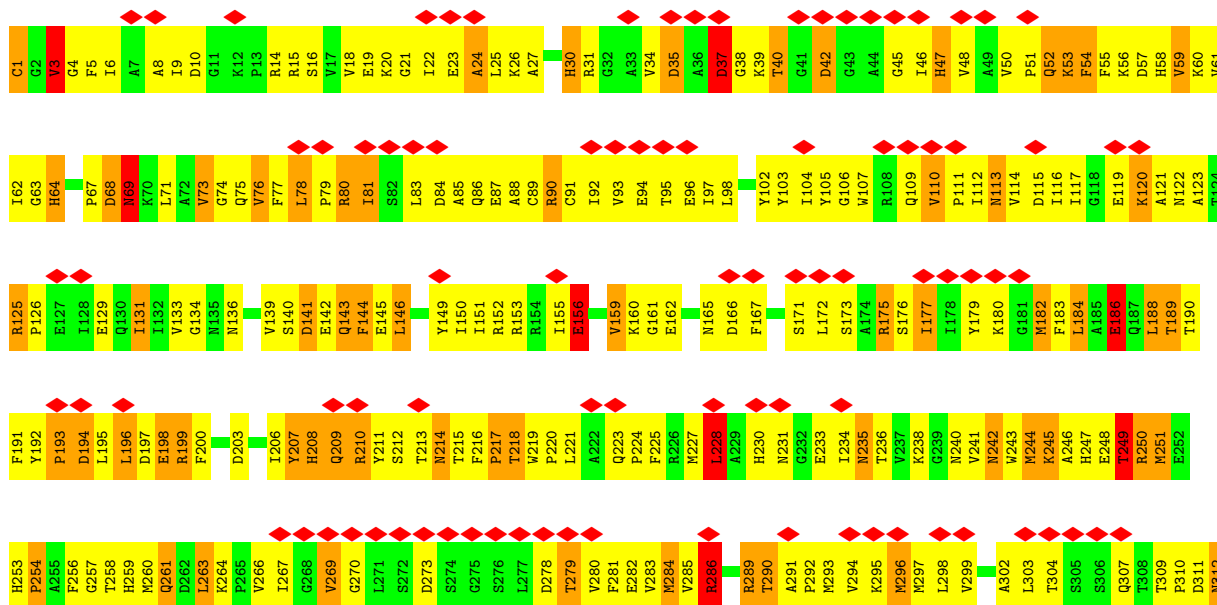


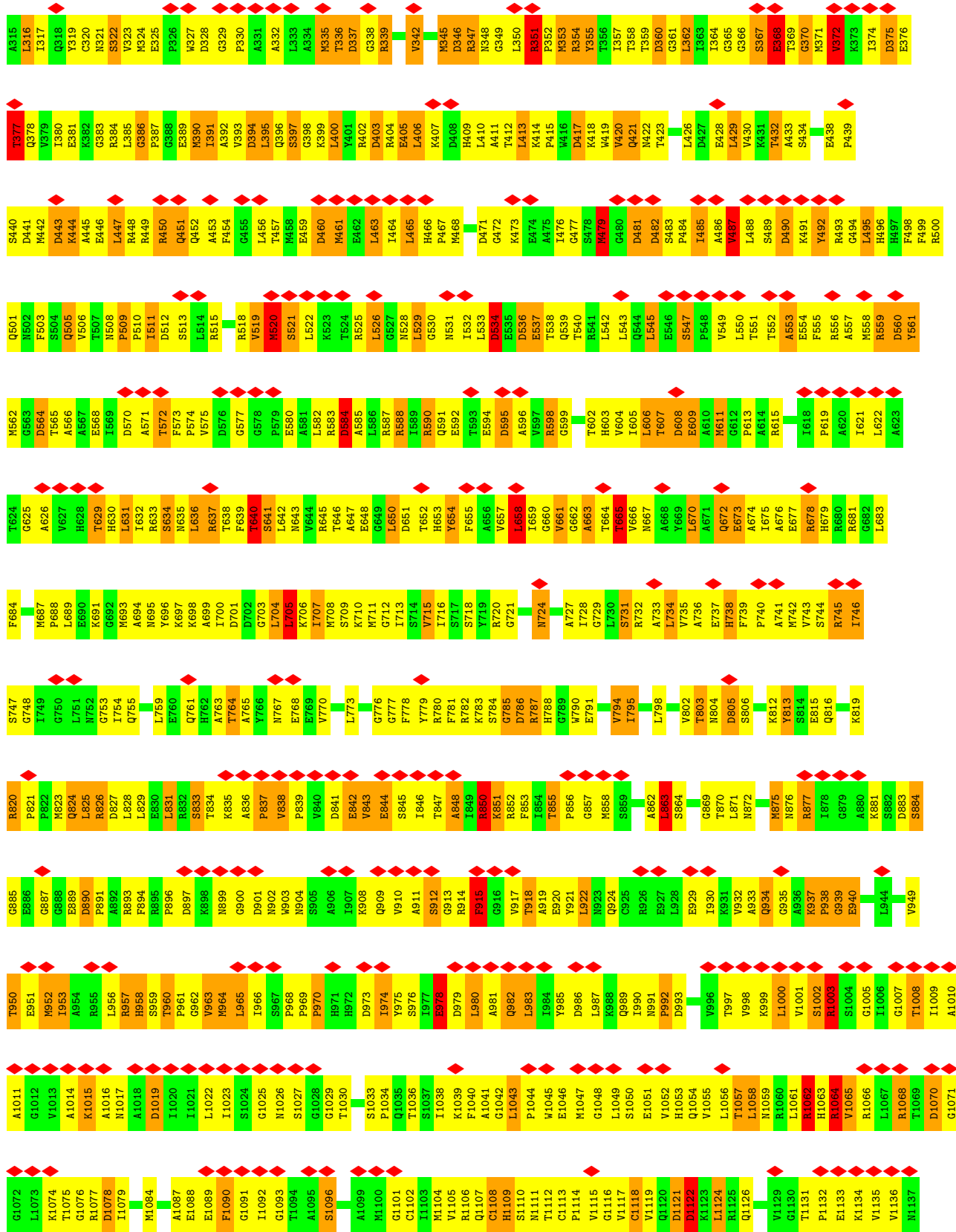


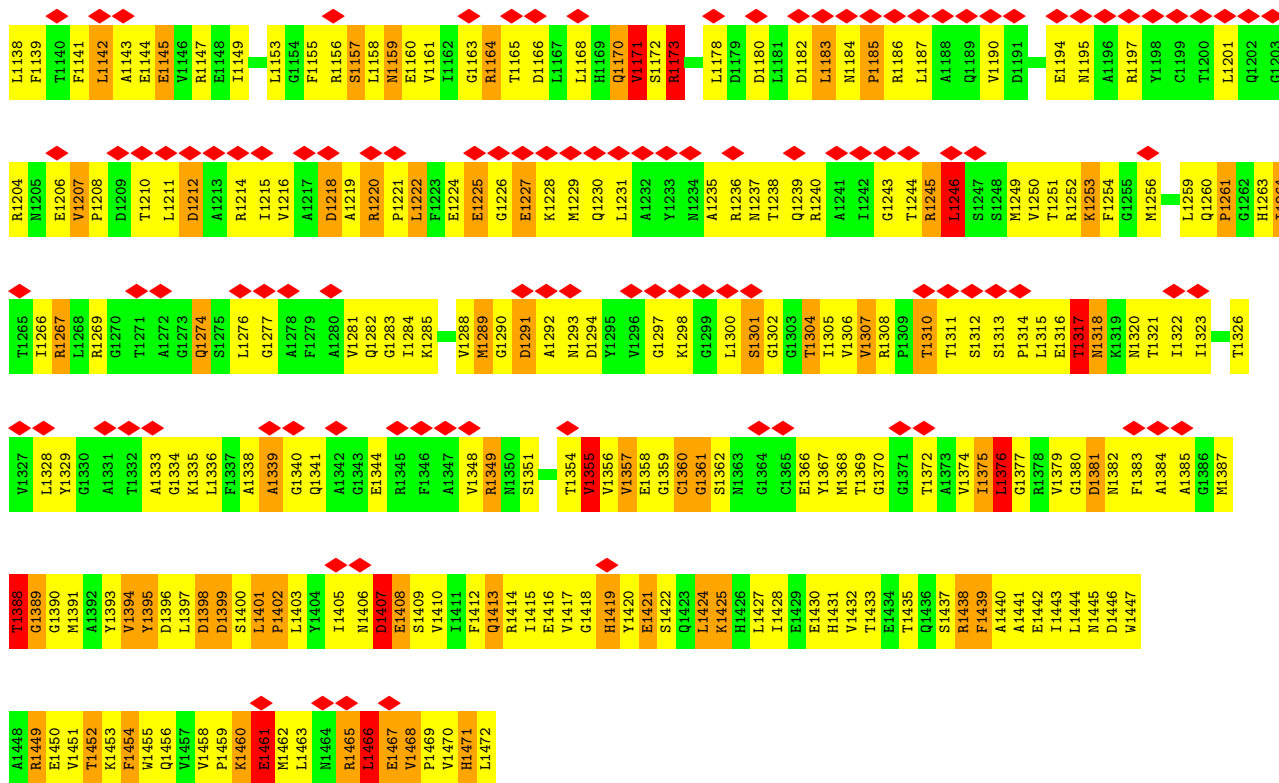




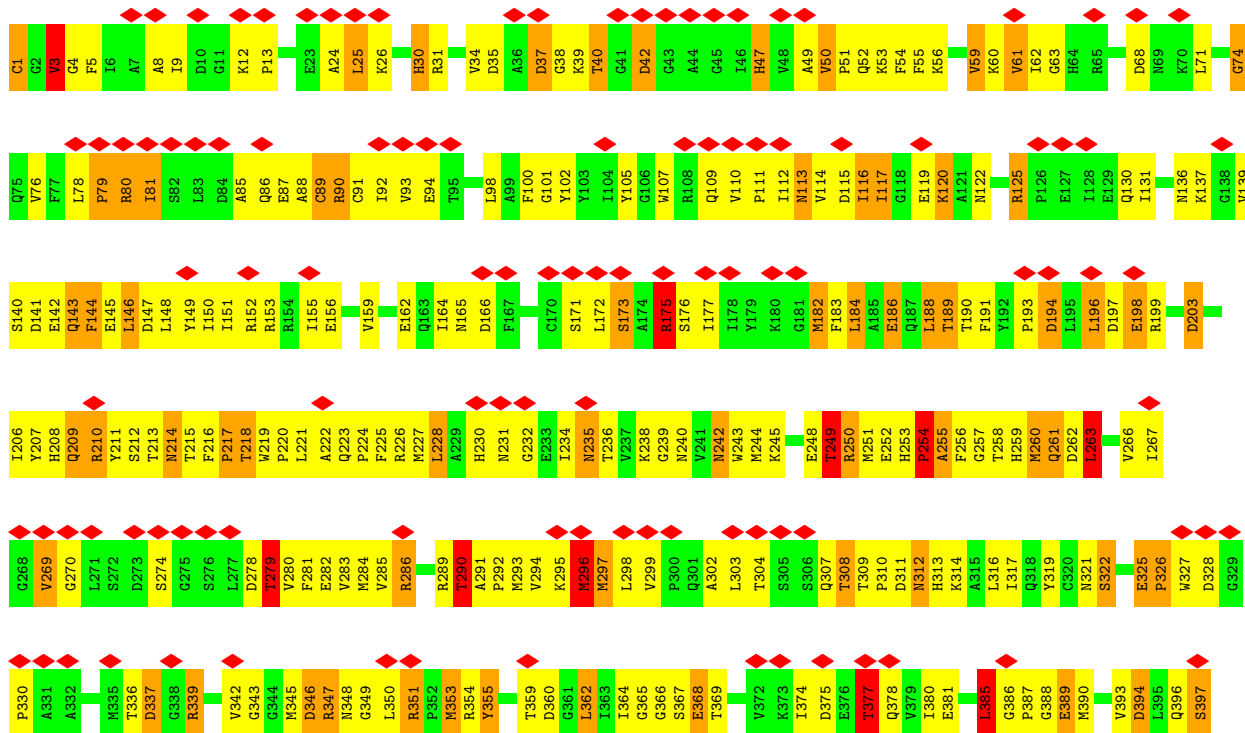
● Molecule 1: GLUTAMATE SYNTHASE [NADPH] LARGE CHAIN



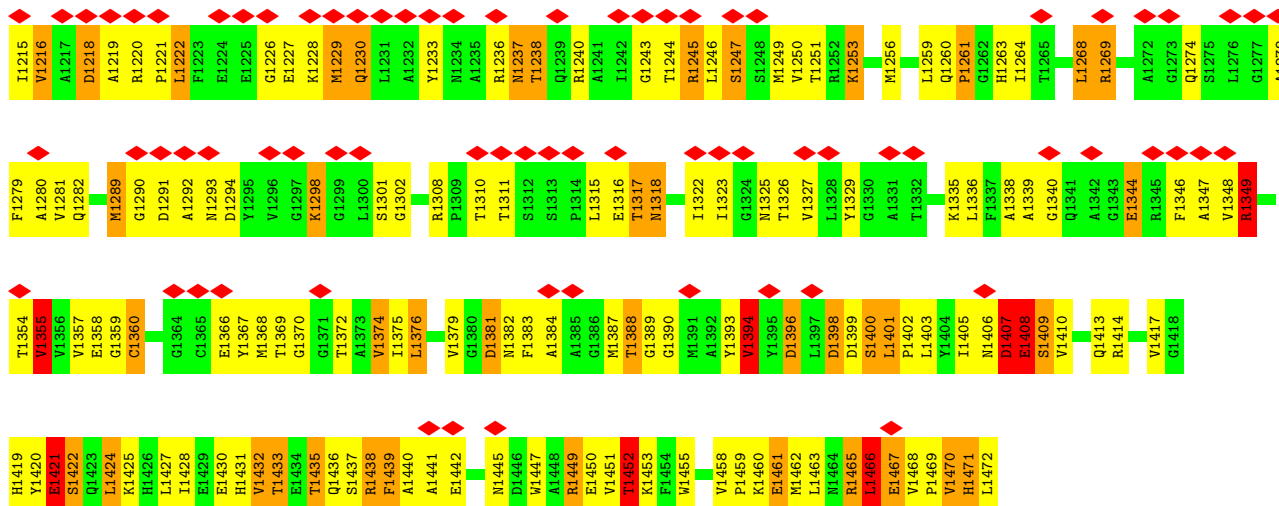




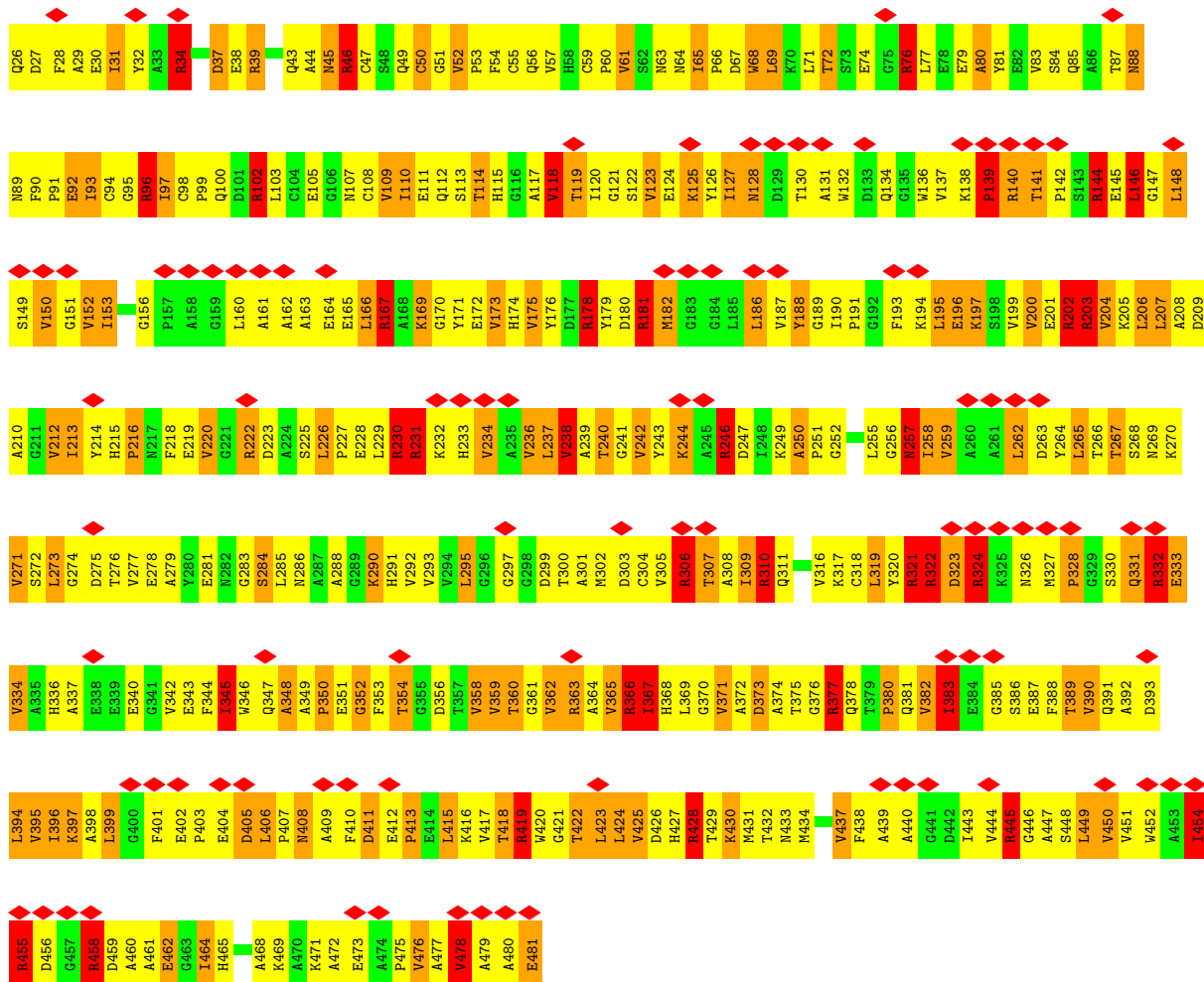
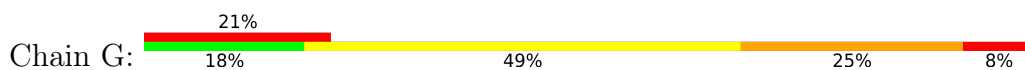
• Molecule 1: GLUTAMATE SYNTHASE [NADPH] LARGE CHAIN



G1154	F1090	V963	S1024	K898	T652	R900	G527	G399
F1155	G1091	M964	G1025	N899	H653	Q891	M528	K999
R1156	I1092	L965	M1026	G900	Y654	E592	L529	R402
S1157	G1093	L966	N1027	D901	F655	T593	G530	D403
L1158	G1094	S967	T1030	N902	A656	E594	N531	R404
M1159	A1095	P968	K1039	A906	R781	D595	I532	E405
E1160	L1096	P969	F1040	A911	R782	R721	L533	L406
V1161	A1097	P970	E1043	R914	K783	G722	D534	E407
I1162	L1098	H971	E844	G915	S784	G723	E535	L408
L1163	I1098	S845	E844	K908	G785	N724	E536	H409
R1164	P1034	I846	I846	Q909	D786	E725	E537	L410
T1165	I1038	T847	T847	V910	R787	F726	T538	A411
C1102	K1039	H788	H788	A911	A727	A727	A475	L411
M1103	F1040	A848	A848	S912	I728	I605	I476	T412
V1105	A1041	I849	I849	G913	G729	L806	S478	L413
R1106	G1042	R850	R850	R914	L730	T607	M479	K414
Q1107	L1043	K851	K851	E791	S731	D608	G480	M416
C1108	P1044	R852	R852	G792	R732	E609	L542	P415
H1109	W1045	F853	F853	G793	A733	E609	L543	D417
S1110	W1045	I854	I854	W794	L734	M611	L544	K418
M1111	E1046	T855	T855	I795	A735	G612	E546	W419
T1112	M1047	A819	A819	H796	L670	V735	S547	V420
C1113	G1048	E920	E920	T797	A671	E671	P548	Q421
P1114	L1049	E921	E921	L798	Q672	A614	V549	M422
V1115	S1050	R858	R858	Q799	E673	R615	L550	L423
C1102	E1051	S859	S859	Q800	A674	A616	L551	L426
M1103	F1052	R860	R860	A801	I675	A817	T551	D427
V1105	V1052	G861	G861	W802	A676	I618	T552	E428
R1106	Q1054	A862	A862	T803	E677	P619	E553	E428
Q1107	W1055	L863	L863	W804	R678	G625	E554	L429
C1108	V1055	S864	S864	I804	H679	A620	E554	L429
H1109	M1056	E866	E866	D805	R680	I621	F555	V430
S1110	L1056	Y867	Y867	S806	G682	L622	R556	Q437
M1111	T1057	A867	A867	Y807	I746	A622	A557	L435
T1112	L1058	R868	R868	T809	S747	G624	E557	K436
C1113	M1059	G869	G869	F810	G748	T624	R559	G437
H1109	R1060	T870	T870	X811	I749	G625	E560	E438
S1112	L1061	L871	L871	K812	G750	A626	D560	P439
Q1122	R1062	R872	R872	W813	L751	G627	M562	S440
K1123	H1063	W873	W873	S814	N752	V628	G563	D441
L1124	R1064	A874	A874	E815	G753	H628	D564	M442
R1125	L1065	R875	R875	Q816	I754	T629	Q501	D443
Q1126	T1067	N876	N876	W817	Q755	L631	N502	K444
I1127	L1067	R877	R877	P820	K756	I632	Q504	A445
F1128	R1068	G879	G879	P821	K757	R633	Q505	E446
M1129	L1069	A880	A880	R822	V758	S634	N508	L447
G1130	G1070	E881	E881	K824	L759	N635	R448	R449
H1131	T1071	K882	K882	L825	E760	L636	R450	R450
T1132	L1072	S883	S883	R826	H762	T638	Q451	Q451
E1133	L1073	S884	S884	D827	A763	F640	Q452	Q452
L1134	K1074	G885	G885	L828	D702	S641	A453	A453
E1135	T1075	E886	E886	R829	A765	R703	F454	F454
K1136	K1076	E887	E887	L829	Y766	L642	G455	G455
V1137	G1077	G888	G888	R830	N767	L704	L456	L456
L1138	R1077	E889	E889	L831	K768	N643	T457	T457
L1139	D1078	D890	D890	R832	E769	Y644	M458	M458
F1139	L1079	P891	P891	S833	I707	T646	E459	E459
T1140	V1080	R894	R894	T834	K710	A647	D460	D460
T1141	I1081	F895	F895	K835	S714	G649	M461	M461
F1141	M1084	S896	S896	A836	L773	E649	E462	E462
L1142	E1088	R897	R897	P774	P774	L650	L526	L526
A1143	E1089	T960	T960	V775	V775	D651	L526	L526
L1144	E1144	I951	I951	L773	L773	L526	L526	L526
E1145	G1012	N952	N952	A765	A765	L526	L526	L526
V1146	V1013	I953	I953	Y766	Y766	L526	L526	L526
R1147	G1014	A954	A954	N767	N767	L526	L526	L526
L1148	A1014	R955	R955	K706	K706	L526	L526	L526
L1149	L1015	E956	E956	I707	I707	L526	L526	L526
L1150	K1015	R957	R957	I707	I707	L526	L526	L526
E1206	A1016	H958	H958	L773	L773	L526	L526	L526
P1208	I1081	F895	F895	P774	P774	L526	L526	L526
D1209	M1084	S896	S896	V775	V775	L526	L526	L526
T1210	E1088	R897	R897	L773	L773	L526	L526	L526
L1211	E1089	T960	T960	P774	P774	L526	L526	L526
D1212	I1020	I1020	I1020	V775	V775	L526	L526	L526
A1213	L1022	L1022	L1022	L775	L775	L526	L526	L526
R1214	I1023	I1023	I1023	V775	V775	L526	L526	L526



• Molecule 2: GLUTAMATE SYNTHASE [NADPH] SMALL CHAIN

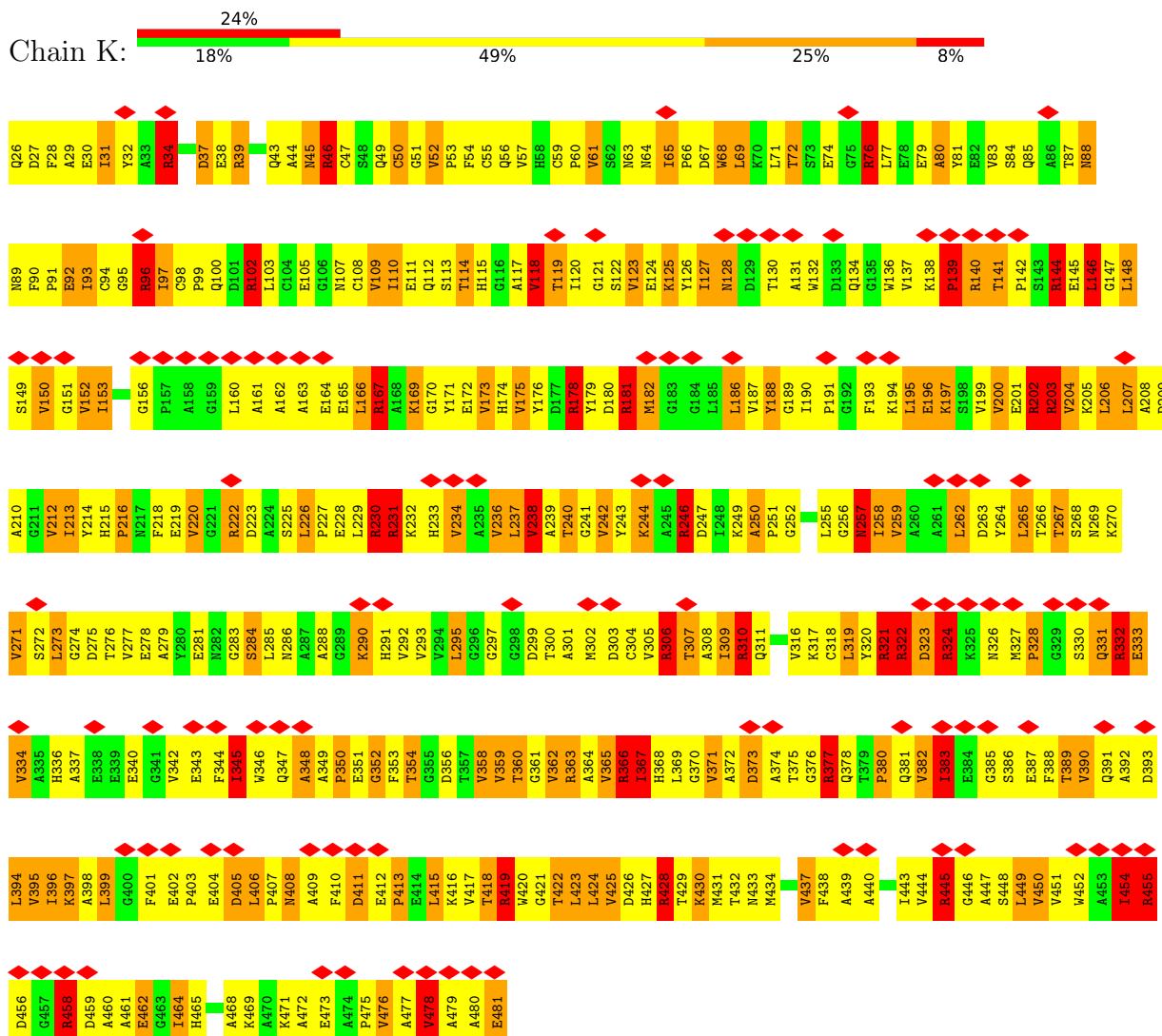


• Molecule 2: GLUTAMATE SYNTHASE [NADPH] SMALL CHAIN

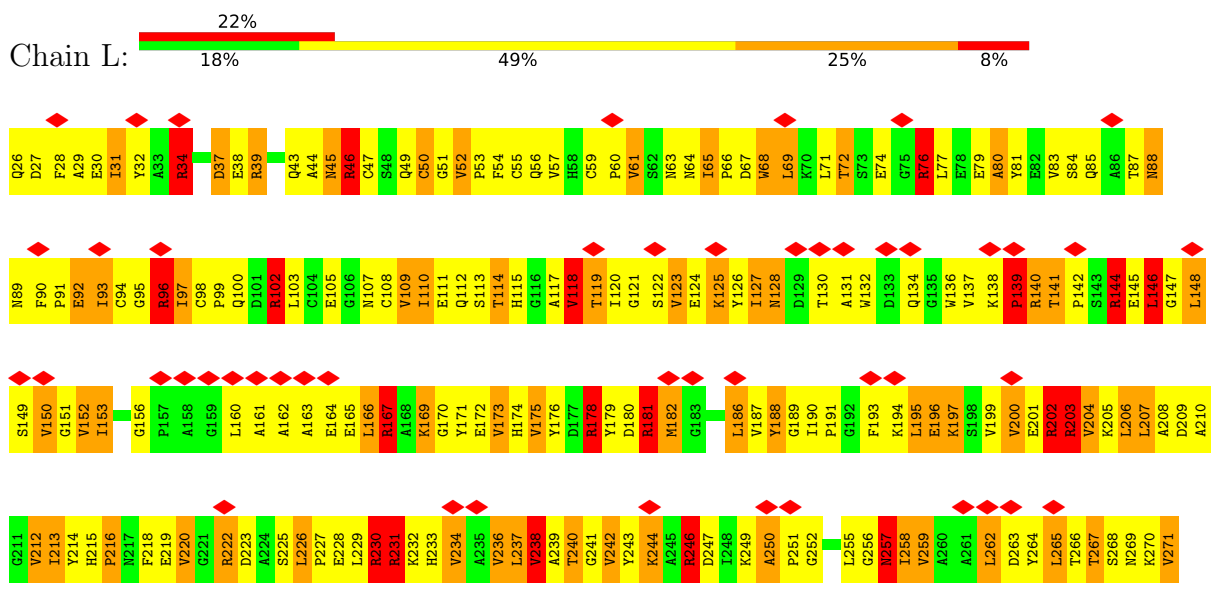


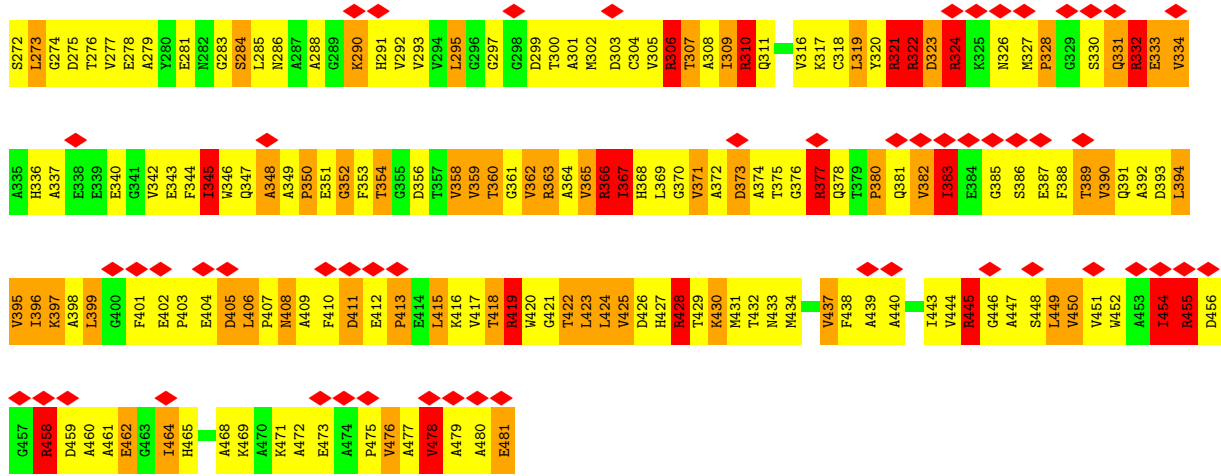






• Molecule 2: GLUTAMATE SYNTHASE [NADPH] SMALL CHAIN





## 4 Experimental information

Property	Value	Source
EM reconstruction method	SINGLE PARTICLE	Depositor
Imposed symmetry	POINT, I	Depositor
Number of particles used	12800	Depositor
Resolution determination method	Not provided	
CTF correction method	WIENER FILTERING OF VOLUMES FROM FOCAL SERIES	Depositor
Microscope	JEOL 2010UHR	Depositor
Voltage (kV)	200	Depositor
Electron dose ( $e^-/\text{\AA}^2$ )	10	Depositor
Minimum defocus (nm)	1700	Depositor
Maximum defocus (nm)	3200	Depositor
Magnification	50000	Depositor
Image detector	KODAK SO-163 FILM	Depositor
Maximum map value	1332.420	Depositor
Minimum map value	-799.538	Depositor
Average map value	5.063	Depositor
Map value standard deviation	98.686	Depositor
Recommended contour level	125.0	Depositor
Map size ( $\text{\AA}$ )	304.8, 304.8, 304.8	wwPDB
Map dimensions	192, 192, 192	wwPDB
Map angles ( $^\circ$ )	90, 90, 90	wwPDB
Pixel spacing ( $\text{\AA}$ )	1.5875, 1.5875, 1.5875	Depositor

## 5 Model quality i

### 5.1 Standard geometry i

Bond lengths and bond angles in the following residue types are not validated in this section: FMN, AKG, F3S, FAD, SF4, OMT

The Z score for a bond length (or angle) is the number of standard deviations the observed value is removed from the expected value. A bond length (or angle) with  $|Z| > 5$  is considered an outlier worth inspection. RMSZ is the root-mean-square of all Z scores of the bond lengths (or angles).

Mol	Chain	Bond lengths		Bond angles	
		RMSZ	# Z  >5	RMSZ	# Z  >5
1	A	1.06	7/11545 (0.1%)	1.58	200/15613 (1.3%)
1	B	1.10	7/11545 (0.1%)	1.58	192/15613 (1.2%)
1	C	1.06	8/11545 (0.1%)	1.58	201/15613 (1.3%)
1	D	1.10	7/11545 (0.1%)	1.58	191/15613 (1.2%)
1	E	1.06	7/11545 (0.1%)	1.58	200/15613 (1.3%)
1	F	1.10	7/11545 (0.1%)	1.58	194/15613 (1.2%)
2	G	1.00	0/3533	1.78	76/4793 (1.6%)
2	H	1.00	0/3533	1.78	76/4793 (1.6%)
2	I	1.00	0/3533	1.78	76/4793 (1.6%)
2	J	1.00	0/3533	1.78	76/4793 (1.6%)
2	K	1.00	0/3533	1.78	76/4793 (1.6%)
2	L	1.00	0/3533	1.78	76/4793 (1.6%)
All	All	1.07	43/90468 (0.0%)	1.63	1634/122436 (1.3%)

Chiral center outliers are detected by calculating the chiral volume of a chiral center and verifying if the center is modelled as a planar moiety or with the opposite hand. A planarity outlier is detected by checking planarity of atoms in a peptide group, atoms in a mainchain group or atoms of a sidechain that are expected to be planar.

Mol	Chain	#Chirality outliers	#Planarity outliers
1	A	1	3
1	B	0	2
1	C	1	3
1	D	0	2
1	E	1	3
1	F	0	2
2	G	0	31
2	H	0	31
2	I	0	31
2	J	0	31
2	K	0	31

*Continued on next page...*

*Continued from previous page...*

Mol	Chain	#Chirality outliers	#Planarity outliers
2	L	0	31
All	All	3	201

All (43) bond length outliers are listed below:

Mol	Chain	Res	Type	Atoms	Z	Observed(Å)	Ideal(Å)
1	C	838	VAL	CA-CB	-7.81	1.38	1.54
1	A	838	VAL	CA-CB	-7.78	1.38	1.54
1	E	838	VAL	CA-CB	-7.76	1.38	1.54
1	E	746	ILE	CA-CB	-7.49	1.37	1.54
1	A	746	ILE	CA-CB	-7.46	1.37	1.54
1	C	746	ILE	CA-CB	-7.44	1.37	1.54
1	A	848	ALA	CA-CB	-6.52	1.38	1.52
1	E	848	ALA	CA-CB	-6.52	1.38	1.52
1	C	848	ALA	CA-CB	-6.52	1.38	1.52
1	A	1065	VAL	CB-CG2	-6.17	1.39	1.52
1	E	1065	VAL	CB-CG2	-6.17	1.39	1.52
1	C	1065	VAL	CB-CG2	-6.17	1.39	1.52
1	E	3	VAL	CA-CB	-5.69	1.42	1.54
1	A	3	VAL	CA-CB	-5.68	1.42	1.54
1	C	3	VAL	CA-CB	-5.67	1.42	1.54
1	D	1216	VAL	CB-CG1	-5.53	1.41	1.52
1	B	1394	VAL	CB-CG1	-5.52	1.41	1.52
1	B	1216	VAL	CB-CG1	-5.52	1.41	1.52
1	D	1394	VAL	CB-CG1	-5.52	1.41	1.52
1	E	910	VAL	CA-CB	-5.51	1.43	1.54
1	F	1216	VAL	CB-CG1	-5.50	1.41	1.52
1	C	910	VAL	CA-CB	-5.49	1.43	1.54
1	F	1394	VAL	CB-CG1	-5.49	1.41	1.52
1	A	910	VAL	CA-CB	-5.49	1.43	1.54
1	F	1136	VAL	CA-CB	-5.21	1.43	1.54
1	F	500	ARG	C-O	-5.20	1.13	1.23
1	B	500	ARG	C-O	-5.20	1.13	1.23
1	D	500	ARG	C-O	-5.18	1.13	1.23
1	B	1136	VAL	CA-CB	-5.18	1.43	1.54
1	D	1136	VAL	CA-CB	-5.18	1.43	1.54
1	F	1051	GLU	CD-OE2	5.11	1.31	1.25
1	D	1051	GLU	CD-OE2	5.08	1.31	1.25
1	F	222	ALA	CA-CB	-5.08	1.41	1.52
1	D	222	ALA	CA-CB	-5.08	1.41	1.52
1	B	222	ALA	CA-CB	-5.06	1.41	1.52
1	B	1051	GLU	CD-OE2	5.06	1.31	1.25

*Continued on next page...*

*Continued from previous page...*

Mol	Chain	Res	Type	Atoms	Z	Observed(Å)	Ideal(Å)
1	B	862	ALA	CA-CB	-5.05	1.41	1.52
1	D	862	ALA	CA-CB	-5.05	1.41	1.52
1	F	862	ALA	CA-CB	-5.05	1.41	1.52
1	C	741	ALA	CA-CB	-5.05	1.41	1.52
1	A	741	ALA	CA-CB	-5.04	1.41	1.52
1	E	741	ALA	CA-CB	-5.04	1.41	1.52
1	C	975	TYR	CE2-CZ	-5.01	1.32	1.38

All (1634) bond angle outliers are listed below:

Mol	Chain	Res	Type	Atoms	Z	Observed(°)	Ideal(°)
2	H	45	ASN	CB-CG-OD1	-39.98	41.63	121.60
2	L	45	ASN	CB-CG-OD1	-39.98	41.63	121.60
2	G	45	ASN	CB-CG-OD1	-39.98	41.65	121.60
2	J	45	ASN	CB-CG-OD1	-39.98	41.65	121.60
2	I	45	ASN	CB-CG-OD1	-39.95	41.70	121.60
2	K	45	ASN	CB-CG-OD1	-39.95	41.70	121.60
2	H	50	CYS	CA-CB-SG	14.46	140.03	114.00
2	I	50	CYS	CA-CB-SG	14.46	140.03	114.00
2	K	50	CYS	CA-CB-SG	14.46	140.03	114.00
2	L	50	CYS	CA-CB-SG	14.46	140.03	114.00
2	G	50	CYS	CA-CB-SG	14.46	140.02	114.00
2	J	50	CYS	CA-CB-SG	14.46	140.02	114.00
1	D	1062	ARG	NE-CZ-NH1	-12.70	113.95	120.30
1	B	1062	ARG	NE-CZ-NH1	-12.67	113.96	120.30
1	F	1062	ARG	NE-CZ-NH1	-12.63	113.98	120.30
1	A	608	ASP	CB-CG-OD2	12.17	129.25	118.30
1	C	608	ASP	CB-CG-OD2	12.15	129.23	118.30
1	E	608	ASP	CB-CG-OD2	12.14	129.23	118.30
1	C	141	ASP	CB-CG-OD2	11.98	129.08	118.30
1	A	141	ASP	CB-CG-OD2	11.98	129.08	118.30
1	E	141	ASP	CB-CG-OD2	11.98	129.08	118.30
1	B	888	GLY	N-CA-C	-11.66	83.96	113.10
1	D	888	GLY	N-CA-C	-11.66	83.96	113.10
1	F	888	GLY	N-CA-C	-11.65	83.97	113.10
2	H	50	CYS	N-CA-CB	-11.57	89.77	110.60
2	L	50	CYS	N-CA-CB	-11.57	89.77	110.60
2	G	50	CYS	N-CA-CB	-11.57	89.78	110.60
2	J	50	CYS	N-CA-CB	-11.57	89.78	110.60
2	I	50	CYS	N-CA-CB	-11.56	89.79	110.60
2	K	50	CYS	N-CA-CB	-11.56	89.79	110.60
1	B	890	ASP	CB-CG-OD1	11.27	128.44	118.30

*Continued on next page...*

*Continued from previous page...*

Mol	Chain	Res	Type	Atoms	Z	Observed(°)	Ideal(°)
1	F	890	ASP	CB-CG-OD1	11.26	128.44	118.30
1	D	890	ASP	CB-CG-OD1	11.24	128.41	118.30
1	B	683	LEU	CB-CG-CD2	-11.20	91.97	111.00
1	F	683	LEU	CB-CG-CD2	-11.19	91.98	111.00
1	D	683	LEU	CB-CG-CD2	-11.17	92.01	111.00
1	F	1056	LEU	CB-CG-CD1	-10.59	93.00	111.00
1	B	1056	LEU	CB-CG-CD1	-10.57	93.03	111.00
1	E	1019	ASP	CB-CG-OD2	10.57	127.81	118.30
1	A	1019	ASP	CB-CG-OD2	10.57	127.81	118.30
1	C	1019	ASP	CB-CG-OD2	10.55	127.80	118.30
1	D	1056	LEU	CB-CG-CD1	-10.54	93.08	111.00
1	F	1466	LEU	CB-CG-CD1	-10.41	93.30	111.00
1	B	1466	LEU	CB-CG-CD1	-10.41	93.31	111.00
1	D	1466	LEU	CB-CG-CD1	-10.41	93.31	111.00
1	F	852	ARG	NE-CZ-NH2	-10.31	115.14	120.30
1	E	1003	ARG	NE-CZ-NH1	10.29	125.44	120.30
1	D	456	LEU	CB-CG-CD2	-10.28	93.53	111.00
1	B	456	LEU	CB-CG-CD2	-10.28	93.53	111.00
1	F	456	LEU	CB-CG-CD2	-10.27	93.54	111.00
1	B	852	ARG	NE-CZ-NH2	-10.23	115.19	120.30
1	C	1003	ARG	NE-CZ-NH1	10.22	125.41	120.30
1	A	1003	ARG	NE-CZ-NH1	10.18	125.39	120.30
1	D	852	ARG	NE-CZ-NH2	-10.18	115.21	120.30
1	E	805	ASP	CB-CG-OD2	10.10	127.39	118.30
1	A	805	ASP	CB-CG-OD2	10.09	127.38	118.30
1	C	805	ASP	CB-CG-OD2	10.07	127.36	118.30
1	D	460	ASP	CB-CG-OD2	9.96	127.26	118.30
1	B	460	ASP	CB-CG-OD2	9.94	127.24	118.30
1	F	460	ASP	CB-CG-OD2	9.91	127.22	118.30
2	G	118	VAL	CA-CB-CG2	-9.86	96.11	110.90
2	J	118	VAL	CA-CB-CG2	-9.86	96.11	110.90
2	H	118	VAL	CA-CB-CG2	-9.85	96.12	110.90
2	I	118	VAL	CA-CB-CG2	-9.85	96.12	110.90
2	K	118	VAL	CA-CB-CG2	-9.85	96.12	110.90
2	L	118	VAL	CA-CB-CG2	-9.85	96.12	110.90
1	F	394	ASP	CB-CG-OD2	9.84	127.15	118.30
1	B	394	ASP	CB-CG-OD2	9.82	127.14	118.30
1	D	394	ASP	CB-CG-OD2	9.79	127.12	118.30
1	A	351	ARG	NE-CZ-NH2	9.71	125.16	120.30
1	E	351	ARG	NE-CZ-NH2	9.71	125.16	120.30
1	C	479	MET	CG-SD-CE	9.69	115.70	100.20
1	C	351	ARG	NE-CZ-NH2	9.69	125.14	120.30

*Continued on next page...*

*Continued from previous page...*

Mol	Chain	Res	Type	Atoms	Z	Observed(°)	Ideal(°)
1	A	479	MET	CG-SD-CE	9.68	115.69	100.20
1	E	479	MET	CG-SD-CE	9.68	115.69	100.20
1	D	608	ASP	CB-CG-OD1	-9.65	109.61	118.30
1	B	608	ASP	CB-CG-OD1	-9.64	109.63	118.30
1	E	1003	ARG	NE-CZ-NH2	-9.63	115.49	120.30
1	F	608	ASP	CB-CG-OD1	-9.62	109.64	118.30
1	C	1064	ARG	NE-CZ-NH1	-9.60	115.50	120.30
1	B	940	GLU	N-CA-C	9.59	136.90	111.00
1	D	940	GLU	N-CA-C	9.58	136.87	111.00
1	F	940	GLU	N-CA-C	9.58	136.87	111.00
1	C	1003	ARG	NE-CZ-NH2	-9.58	115.51	120.30
1	A	1064	ARG	NE-CZ-NH1	-9.55	115.53	120.30
1	A	1062	ARG	NE-CZ-NH1	-9.55	115.53	120.30
1	E	1064	ARG	NE-CZ-NH1	-9.54	115.53	120.30
1	A	1003	ARG	NE-CZ-NH2	-9.53	115.54	120.30
1	E	1062	ARG	NE-CZ-NH1	-9.52	115.54	120.30
1	C	460	ASP	CB-CG-OD2	9.48	126.83	118.30
1	E	460	ASP	CB-CG-OD2	9.48	126.83	118.30
1	C	1062	ARG	NE-CZ-NH1	-9.48	115.56	120.30
1	A	460	ASP	CB-CG-OD2	9.46	126.81	118.30
1	B	1218	ASP	CB-CG-OD2	9.43	126.79	118.30
1	D	1218	ASP	CB-CG-OD2	9.43	126.79	118.30
1	D	915	PHE	CA-C-N	9.41	135.02	116.20
1	B	915	PHE	CA-C-N	9.40	134.99	116.20
1	F	1218	ASP	CB-CG-OD2	9.39	126.75	118.30
1	F	915	PHE	CA-C-N	9.38	134.97	116.20
1	C	584	ASP	CB-CG-OD2	9.38	126.74	118.30
1	A	584	ASP	CB-CG-OD2	9.36	126.73	118.30
1	E	584	ASP	CB-CG-OD2	9.35	126.72	118.30
1	D	608	ASP	CB-CG-OD2	9.30	126.67	118.30
1	B	608	ASP	CB-CG-OD2	9.27	126.65	118.30
1	F	608	ASP	CB-CG-OD2	9.27	126.64	118.30
1	B	584	ASP	CB-CG-OD2	9.23	126.61	118.30
1	F	584	ASP	CB-CG-OD2	9.23	126.61	118.30
1	D	584	ASP	CB-CG-OD2	9.20	126.58	118.30
1	B	1355	VAL	CB-CA-C	-9.18	93.95	111.40
1	B	938	PRO	C-N-CA	-9.18	103.03	122.30
1	D	938	PRO	C-N-CA	-9.18	103.03	122.30
1	F	1355	VAL	CB-CA-C	-9.18	93.97	111.40
1	D	1355	VAL	CB-CA-C	-9.17	93.98	111.40
1	F	938	PRO	C-N-CA	-9.17	103.05	122.30
1	A	940	GLU	N-CA-C	9.16	135.74	111.00

*Continued on next page...*



*Continued from previous page...*

Mol	Chain	Res	Type	Atoms	Z	Observed(°)	Ideal(°)
1	C	890	ASP	CB-CG-OD1	9.16	126.55	118.30
1	E	940	GLU	N-CA-C	9.16	135.73	111.00
1	C	940	GLU	N-CA-C	9.16	135.72	111.00
1	A	890	ASP	CB-CG-OD1	9.15	126.54	118.30
1	E	890	ASP	CB-CG-OD1	9.12	126.50	118.30
1	E	1355	VAL	CB-CA-C	-9.04	94.22	111.40
1	A	1355	VAL	CB-CA-C	-9.04	94.23	111.40
1	C	1355	VAL	CB-CA-C	-9.03	94.25	111.40
1	E	394	ASP	CB-CG-OD2	9.02	126.42	118.30
1	A	394	ASP	CB-CG-OD2	9.01	126.41	118.30
1	F	1164	ARG	NE-CZ-NH1	-9.01	115.80	120.30
1	C	394	ASP	CB-CG-OD2	8.99	126.39	118.30
1	B	1164	ARG	NE-CZ-NH1	-8.92	115.84	120.30
1	D	1164	ARG	NE-CZ-NH1	-8.89	115.85	120.30
1	D	228	LEU	CB-CG-CD1	-8.84	95.98	111.00
1	B	228	LEU	CB-CG-CD1	-8.82	96.00	111.00
1	F	228	LEU	CB-CG-CD1	-8.82	96.01	111.00
1	E	403	ASP	CB-CG-OD2	8.79	126.21	118.30
1	A	403	ASP	CB-CG-OD2	8.73	126.16	118.30
1	E	1062	ARG	NE-CZ-NH2	8.73	124.66	120.30
1	A	1062	ARG	NE-CZ-NH2	8.72	124.66	120.30
1	C	403	ASP	CB-CG-OD2	8.71	126.14	118.30
1	A	351	ARG	NE-CZ-NH1	-8.69	115.95	120.30
1	C	351	ARG	NE-CZ-NH1	-8.68	115.96	120.30
1	C	1062	ARG	NE-CZ-NH2	8.66	124.63	120.30
1	C	1218	ASP	CB-CG-OD2	8.64	126.08	118.30
1	E	351	ARG	NE-CZ-NH1	-8.61	115.99	120.30
1	E	1218	ASP	CB-CG-OD2	8.61	126.05	118.30
1	A	1218	ASP	CB-CG-OD2	8.60	126.04	118.30
1	B	915	PHE	CB-CG-CD2	-8.56	114.81	120.80
1	D	915	PHE	CB-CG-CD2	-8.56	114.81	120.80
1	F	915	PHE	CB-CG-CD2	-8.56	114.81	120.80
2	I	333	GLU	CB-CG-CD	-8.52	91.20	114.20
2	K	333	GLU	CB-CG-CD	-8.52	91.20	114.20
2	H	333	GLU	CB-CG-CD	-8.52	91.21	114.20
2	L	333	GLU	CB-CG-CD	-8.52	91.21	114.20
2	G	333	GLU	CB-CG-CD	-8.51	91.23	114.20
2	J	333	GLU	CB-CG-CD	-8.51	91.23	114.20
1	F	915	PHE	CB-CG-CD1	8.44	126.70	120.80
1	D	915	PHE	CB-CG-CD1	8.42	126.69	120.80
1	A	337	ASP	CB-CG-OD1	8.39	125.85	118.30
1	B	915	PHE	CB-CG-CD1	8.38	126.67	120.80

*Continued on next page...*

*Continued from previous page...*

Mol	Chain	Res	Type	Atoms	Z	Observed(°)	Ideal(°)
1	C	337	ASP	CB-CG-OD1	8.38	125.84	118.30
1	C	534	ASP	CB-CG-OD2	8.37	125.83	118.30
1	E	534	ASP	CB-CG-OD2	8.37	125.83	118.30
1	A	534	ASP	CB-CG-OD2	8.37	125.83	118.30
1	E	337	ASP	CB-CG-OD1	8.36	125.82	118.30
1	E	228	LEU	CB-CG-CD1	-8.34	96.82	111.00
1	A	228	LEU	CB-CG-CD1	-8.34	96.83	111.00
1	C	228	LEU	CB-CG-CD1	-8.34	96.83	111.00
2	H	45	ASN	CB-CG-ND2	-8.32	96.73	116.70
1	A	1171	VAL	C-N-CA	-8.32	100.90	121.70
2	G	45	ASN	CB-CG-ND2	-8.32	96.73	116.70
2	I	45	ASN	CB-CG-ND2	-8.32	96.73	116.70
2	J	45	ASN	CB-CG-ND2	-8.32	96.73	116.70
2	K	45	ASN	CB-CG-ND2	-8.32	96.73	116.70
2	L	45	ASN	CB-CG-ND2	-8.32	96.73	116.70
1	E	1171	VAL	C-N-CA	-8.32	100.91	121.70
1	C	1171	VAL	C-N-CA	-8.31	100.92	121.70
1	A	545	LEU	CA-CB-CG	-8.29	96.23	115.30
1	C	545	LEU	CA-CB-CG	-8.28	96.25	115.30
1	D	337	ASP	N-CA-C	-8.28	88.64	111.00
1	D	979	ASP	CB-CG-OD2	8.28	125.75	118.30
1	E	545	LEU	CA-CB-CG	-8.28	96.26	115.30
1	B	337	ASP	N-CA-C	-8.28	88.65	111.00
1	B	1390	GLY	N-CA-C	-8.28	92.41	113.10
1	D	1390	GLY	N-CA-C	-8.28	92.41	113.10
1	F	337	ASP	N-CA-C	-8.28	88.66	111.00
1	B	369	THR	C-N-CA	-8.27	104.93	122.30
1	F	369	THR	C-N-CA	-8.27	104.94	122.30
1	F	1390	GLY	N-CA-C	-8.27	92.43	113.10
1	D	369	THR	C-N-CA	-8.26	104.95	122.30
1	F	979	ASP	CB-CG-OD2	8.26	125.73	118.30
1	B	979	ASP	CB-CG-OD2	8.23	125.71	118.30
1	B	1349	ARG	NE-CZ-NH1	-8.22	116.19	120.30
1	F	1349	ARG	NE-CZ-NH1	-8.20	116.20	120.30
1	F	1466	LEU	CA-CB-CG	8.18	134.12	115.30
2	H	246	ARG	C-N-CA	8.18	142.16	121.70
2	L	246	ARG	C-N-CA	8.18	142.16	121.70
1	D	1466	LEU	CA-CB-CG	8.18	134.11	115.30
1	B	1466	LEU	CA-CB-CG	8.18	134.10	115.30
2	G	246	ARG	C-N-CA	8.18	142.14	121.70
2	I	246	ARG	C-N-CA	8.18	142.14	121.70
2	J	246	ARG	C-N-CA	8.18	142.14	121.70

*Continued on next page...*

*Continued from previous page...*

Mol	Chain	Res	Type	Atoms	Z	Observed(°)	Ideal(°)
2	K	246	ARG	C-N-CA	8.18	142.14	121.70
1	D	1349	ARG	NE-CZ-NH1	-8.15	116.23	120.30
1	B	182	MET	CG-SD-CE	-8.14	87.18	100.20
1	D	182	MET	CG-SD-CE	-8.12	87.20	100.20
1	F	182	MET	CG-SD-CE	-8.12	87.20	100.20
2	H	352	GLY	N-CA-C	-8.11	92.82	113.10
2	L	352	GLY	N-CA-C	-8.11	92.82	113.10
2	G	352	GLY	N-CA-C	-8.11	92.84	113.10
2	J	352	GLY	N-CA-C	-8.11	92.84	113.10
2	I	352	GLY	N-CA-C	-8.10	92.86	113.10
2	K	352	GLY	N-CA-C	-8.10	92.86	113.10
2	H	88	ASN	N-CA-CB	8.06	125.10	110.60
2	L	88	ASN	N-CA-CB	8.06	125.10	110.60
2	G	88	ASN	N-CA-CB	8.05	125.09	110.60
2	I	88	ASN	N-CA-CB	8.05	125.09	110.60
2	J	88	ASN	N-CA-CB	8.05	125.09	110.60
2	K	88	ASN	N-CA-CB	8.05	125.09	110.60
1	C	1466	LEU	CB-CG-CD1	-8.04	97.32	111.00
1	A	1466	LEU	CB-CG-CD1	-8.04	97.34	111.00
1	E	1466	LEU	CB-CG-CD1	-8.03	97.36	111.00
1	C	746	ILE	CG1-CB-CG2	7.99	128.99	111.40
1	A	746	ILE	CG1-CB-CG2	7.98	128.95	111.40
1	F	650	LEU	CB-CG-CD2	-7.97	97.45	111.00
1	F	678	ARG	NE-CZ-NH1	-7.97	116.31	120.30
1	D	650	LEU	CB-CG-CD2	-7.97	97.46	111.00
1	B	650	LEU	CB-CG-CD2	-7.96	97.47	111.00
1	E	746	ILE	CG1-CB-CG2	7.96	128.91	111.40
1	D	678	ARG	NE-CZ-NH1	-7.95	116.33	120.30
1	B	678	ARG	NE-CZ-NH1	-7.95	116.33	120.30
1	E	1466	LEU	CA-CB-CG	7.90	133.47	115.30
1	A	1466	LEU	CA-CB-CG	7.89	133.46	115.30
1	C	482	ASP	CB-CG-OD1	7.88	125.40	118.30
1	A	482	ASP	CB-CG-OD1	7.88	125.39	118.30
1	C	1466	LEU	CA-CB-CG	7.88	133.42	115.30
1	E	482	ASP	CB-CG-OD1	7.86	125.37	118.30
1	A	372	VAL	CB-CA-C	-7.81	96.57	111.40
1	A	805	ASP	CB-CG-OD1	-7.80	111.28	118.30
1	E	805	ASP	CB-CG-OD1	-7.80	111.28	118.30
1	E	372	VAL	CB-CA-C	-7.79	96.61	111.40
1	E	286	ARG	NE-CZ-NH1	-7.78	116.41	120.30
1	C	372	VAL	CB-CA-C	-7.78	96.62	111.40
1	C	805	ASP	CB-CG-OD1	-7.76	111.32	118.30

*Continued on next page...*

*Continued from previous page...*

Mol	Chain	Res	Type	Atoms	Z	Observed(°)	Ideal(°)
1	F	536	ASP	CB-CG-OD2	7.74	125.27	118.30
1	A	286	ARG	NE-CZ-NH1	-7.74	116.43	120.30
1	D	536	ASP	CB-CG-OD2	7.72	125.25	118.30
1	B	536	ASP	CB-CG-OD2	7.71	125.24	118.30
1	A	965	LEU	CB-CG-CD2	-7.70	97.90	111.00
1	C	965	LEU	CB-CG-CD2	-7.70	97.91	111.00
1	E	965	LEU	CB-CG-CD2	-7.70	97.91	111.00
1	B	705	LEU	CB-CG-CD2	-7.66	97.98	111.00
1	C	286	ARG	NE-CZ-NH1	-7.66	116.47	120.30
1	F	705	LEU	CB-CG-CD2	-7.66	97.98	111.00
1	D	705	LEU	CB-CG-CD2	-7.65	98.00	111.00
1	F	805	ASP	CB-CG-OD2	7.63	125.17	118.30
1	B	805	ASP	CB-CG-OD2	7.62	125.16	118.30
1	F	560	ASP	CB-CG-OD1	7.62	125.16	118.30
1	B	560	ASP	CB-CG-OD1	7.61	125.15	118.30
1	F	826	ARG	NE-CZ-NH1	-7.60	116.50	120.30
1	D	560	ASP	CB-CG-OD1	7.60	125.14	118.30
1	B	689	LEU	CB-CG-CD1	-7.60	98.09	111.00
1	F	689	LEU	CB-CG-CD1	-7.59	98.09	111.00
1	D	805	ASP	CB-CG-OD2	7.59	125.13	118.30
1	D	826	ARG	NE-CZ-NH1	-7.58	116.51	120.30
1	D	689	LEU	CB-CG-CD1	-7.58	98.12	111.00
1	F	360	ASP	CB-CG-OD2	7.57	125.12	118.30
1	B	826	ARG	NE-CZ-NH1	-7.57	116.52	120.30
1	B	360	ASP	CB-CG-OD2	7.56	125.11	118.30
1	D	360	ASP	CB-CG-OD2	7.56	125.11	118.30
1	A	1376	LEU	CA-CB-CG	-7.55	97.93	115.30
1	C	1376	LEU	CA-CB-CG	-7.55	97.94	115.30
1	E	1173	ARG	NE-CZ-NH2	-7.55	116.53	120.30
1	E	1376	LEU	CA-CB-CG	-7.55	97.94	115.30
2	H	216	PRO	N-CA-C	7.54	131.72	112.10
2	L	216	PRO	N-CA-C	7.54	131.72	112.10
1	C	360	ASP	CB-CG-OD2	7.54	125.09	118.30
1	E	360	ASP	CB-CG-OD2	7.54	125.09	118.30
2	G	216	PRO	N-CA-C	7.54	131.70	112.10
2	J	216	PRO	N-CA-C	7.54	131.70	112.10
1	A	360	ASP	CB-CG-OD2	7.54	125.08	118.30
2	I	216	PRO	N-CA-C	7.53	131.67	112.10
2	K	216	PRO	N-CA-C	7.53	131.67	112.10
1	A	1173	ARG	NE-CZ-NH2	-7.53	116.54	120.30
1	F	993	ASP	CB-CG-OD2	7.52	125.07	118.30
1	D	993	ASP	CB-CG-OD2	7.51	125.06	118.30

*Continued on next page...*

*Continued from previous page...*

Mol	Chain	Res	Type	Atoms	Z	Observed(°)	Ideal(°)
1	A	993	ASP	CB-CG-OD2	7.50	125.05	118.30
1	E	993	ASP	CB-CG-OD2	7.50	125.05	118.30
1	C	993	ASP	CB-CG-OD2	7.49	125.04	118.30
1	B	993	ASP	CB-CG-OD2	7.49	125.04	118.30
2	I	50	CYS	CB-CA-C	7.48	125.36	110.40
2	K	50	CYS	CB-CA-C	7.48	125.36	110.40
1	D	175	ARG	NE-CZ-NH1	-7.48	116.56	120.30
1	A	608	ASP	CB-CG-OD1	-7.47	111.57	118.30
1	C	1173	ARG	NE-CZ-NH2	-7.47	116.56	120.30
1	D	689	LEU	CA-CB-CG	-7.47	98.11	115.30
1	E	608	ASP	CB-CG-OD1	-7.47	111.58	118.30
1	F	689	LEU	CA-CB-CG	-7.47	98.13	115.30
1	F	175	ARG	NE-CZ-NH1	-7.46	116.57	120.30
1	B	689	LEU	CA-CB-CG	-7.46	98.14	115.30
1	D	91	CYS	CA-CB-SG	-7.46	100.57	114.00
2	G	50	CYS	CB-CA-C	7.46	125.31	110.40
2	J	50	CYS	CB-CA-C	7.46	125.31	110.40
1	B	91	CYS	CA-CB-SG	-7.46	100.58	114.00
1	F	91	CYS	CA-CB-SG	-7.46	100.58	114.00
2	H	50	CYS	CB-CA-C	7.45	125.29	110.40
2	L	50	CYS	CB-CA-C	7.45	125.29	110.40
1	B	175	ARG	NE-CZ-NH1	-7.44	116.58	120.30
1	D	746	ILE	CG1-CB-CG2	7.43	127.74	111.40
1	C	608	ASP	CB-CG-OD1	-7.42	111.62	118.30
1	F	746	ILE	CG1-CB-CG2	7.42	127.73	111.40
1	B	746	ILE	CG1-CB-CG2	7.42	127.72	111.40
1	C	1147	ARG	NE-CZ-NH1	-7.40	116.60	120.30
1	F	915	PHE	C-N-CA	-7.40	106.76	122.30
1	B	915	PHE	C-N-CA	-7.40	106.76	122.30
1	A	1147	ARG	NE-CZ-NH1	-7.39	116.61	120.30
1	D	915	PHE	C-N-CA	-7.39	106.78	122.30
1	A	354	ARG	NE-CZ-NH1	-7.38	116.61	120.30
1	E	354	ARG	NE-CZ-NH1	-7.38	116.61	120.30
1	E	1147	ARG	NE-CZ-NH1	-7.37	116.61	120.30
1	E	1390	GLY	N-CA-C	-7.37	94.67	113.10
1	E	490	ASP	N-CA-CB	-7.37	97.33	110.60
1	D	228	LEU	CB-CA-C	-7.37	96.20	110.20
1	C	354	ARG	NE-CZ-NH1	-7.37	116.62	120.30
1	F	228	LEU	CB-CA-C	-7.37	96.20	110.20
1	A	490	ASP	N-CA-CB	-7.36	97.36	110.60
1	B	228	LEU	CB-CA-C	-7.36	96.23	110.20
1	A	1390	GLY	N-CA-C	-7.35	94.72	113.10

*Continued on next page...*

*Continued from previous page...*

Mol	Chain	Res	Type	Atoms	Z	Observed(°)	Ideal(°)
1	C	584	ASP	CB-CG-OD1	-7.35	111.68	118.30
1	C	1390	GLY	N-CA-C	-7.35	94.73	113.10
1	C	490	ASP	N-CA-CB	-7.34	97.38	110.60
1	A	584	ASP	CB-CG-OD1	-7.34	111.70	118.30
2	H	310	ARG	NH1-CZ-NH2	-7.33	111.34	119.40
2	L	310	ARG	NH1-CZ-NH2	-7.33	111.34	119.40
1	E	584	ASP	CB-CG-OD1	-7.32	111.72	118.30
2	G	310	ARG	NH1-CZ-NH2	-7.30	111.37	119.40
2	J	310	ARG	NH1-CZ-NH2	-7.30	111.37	119.40
2	I	310	ARG	NH1-CZ-NH2	-7.29	111.38	119.40
2	K	310	ARG	NH1-CZ-NH2	-7.29	111.38	119.40
1	B	1168	LEU	CA-CB-CG	7.27	132.02	115.30
1	D	1168	LEU	CA-CB-CG	7.27	132.01	115.30
1	F	1168	LEU	CA-CB-CG	7.27	132.01	115.30
2	I	203	ARG	NH1-CZ-NH2	-7.25	111.42	119.40
2	K	203	ARG	NH1-CZ-NH2	-7.25	111.42	119.40
2	H	203	ARG	NH1-CZ-NH2	-7.25	111.42	119.40
2	L	203	ARG	NH1-CZ-NH2	-7.25	111.42	119.40
1	A	915	PHE	C-N-CA	-7.24	107.09	122.30
1	C	915	PHE	C-N-CA	-7.24	107.09	122.30
1	E	915	PHE	C-N-CA	-7.24	107.09	122.30
2	G	203	ARG	NH1-CZ-NH2	-7.23	111.45	119.40
2	J	203	ARG	NH1-CZ-NH2	-7.23	111.45	119.40
2	I	45	ASN	OD1-CG-ND2	7.18	138.42	121.90
2	K	45	ASN	OD1-CG-ND2	7.18	138.42	121.90
2	G	45	ASN	OD1-CG-ND2	7.16	138.38	121.90
2	J	45	ASN	OD1-CG-ND2	7.16	138.38	121.90
2	H	45	ASN	OD1-CG-ND2	7.15	138.35	121.90
2	L	45	ASN	OD1-CG-ND2	7.15	138.35	121.90
1	B	263	LEU	CA-CB-CG	-7.14	98.87	115.30
2	H	181	ARG	NH1-CZ-NH2	-7.14	111.54	119.40
2	L	181	ARG	NH1-CZ-NH2	-7.14	111.54	119.40
1	A	835	LYS	CD-CE-NZ	7.14	128.12	111.70
1	F	263	LEU	CA-CB-CG	-7.14	98.88	115.30
1	F	1153	LEU	CA-CB-CG	-7.14	98.88	115.30
1	D	263	LEU	CA-CB-CG	-7.14	98.89	115.30
1	D	1153	LEU	CA-CB-CG	-7.14	98.89	115.30
1	C	835	LYS	CD-CE-NZ	7.13	128.11	111.70
1	E	835	LYS	CD-CE-NZ	7.13	128.10	111.70
2	G	181	ARG	NH1-CZ-NH2	-7.13	111.56	119.40
2	J	181	ARG	NH1-CZ-NH2	-7.13	111.56	119.40
2	I	181	ARG	NH1-CZ-NH2	-7.13	111.56	119.40

*Continued on next page...*

*Continued from previous page...*

Mol	Chain	Res	Type	Atoms	Z	Observed(°)	Ideal(°)
2	K	181	ARG	NH1-CZ-NH2	-7.13	111.56	119.40
1	B	1153	LEU	CA-CB-CG	-7.12	98.91	115.30
1	E	595	ASP	CB-CG-OD2	7.11	124.69	118.30
1	E	490	ASP	CB-CG-OD1	-7.10	111.91	118.30
1	A	263	LEU	CA-CB-CG	-7.10	98.97	115.30
1	B	339	ARG	NE-CZ-NH1	-7.10	116.75	120.30
1	C	263	LEU	CA-CB-CG	-7.09	98.98	115.30
1	A	595	ASP	CB-CG-OD2	7.09	124.68	118.30
1	E	263	LEU	CA-CB-CG	-7.09	98.99	115.30
1	A	490	ASP	CB-CG-OD1	-7.09	111.92	118.30
1	C	490	ASP	CB-CG-OD1	-7.08	111.92	118.30
1	F	368	GLU	CA-CB-CG	7.08	128.99	113.40
1	C	595	ASP	CB-CG-OD2	7.08	124.67	118.30
2	I	332	ARG	NH1-CZ-NH2	-7.08	111.61	119.40
2	K	332	ARG	NH1-CZ-NH2	-7.08	111.61	119.40
2	G	202	ARG	NH1-CZ-NH2	-7.08	111.61	119.40
2	I	202	ARG	NH1-CZ-NH2	-7.08	111.61	119.40
2	J	202	ARG	NH1-CZ-NH2	-7.08	111.61	119.40
2	K	202	ARG	NH1-CZ-NH2	-7.08	111.61	119.40
1	B	368	GLU	CA-CB-CG	7.08	128.97	113.40
1	F	826	ARG	NE-CZ-NH2	7.08	123.84	120.30
2	G	332	ARG	NH1-CZ-NH2	-7.08	111.62	119.40
2	J	332	ARG	NH1-CZ-NH2	-7.08	111.62	119.40
1	E	519	VAL	CB-CA-C	-7.07	97.96	111.40
1	B	1003	ARG	NE-CZ-NH2	-7.07	116.76	120.30
1	A	519	VAL	CB-CA-C	-7.07	97.97	111.40
1	D	339	ARG	NE-CZ-NH1	-7.07	116.76	120.30
1	C	519	VAL	CB-CA-C	-7.07	97.97	111.40
1	D	368	GLU	CA-CB-CG	7.07	128.95	113.40
1	F	339	ARG	NE-CZ-NH1	-7.06	116.77	120.30
2	I	167	ARG	NH1-CZ-NH2	-7.06	111.63	119.40
2	K	167	ARG	NH1-CZ-NH2	-7.06	111.63	119.40
1	D	500	ARG	NE-CZ-NH2	-7.06	116.77	120.30
1	E	1068	ARG	NE-CZ-NH1	-7.06	116.77	120.30
2	H	202	ARG	NH1-CZ-NH2	-7.06	111.63	119.40
2	L	202	ARG	NH1-CZ-NH2	-7.06	111.63	119.40
1	B	835	LYS	CD-CE-NZ	7.06	127.93	111.70
1	D	835	LYS	CD-CE-NZ	7.06	127.93	111.70
1	F	835	LYS	CD-CE-NZ	7.06	127.93	111.70
1	D	826	ARG	NE-CZ-NH2	7.05	123.83	120.30
1	C	1068	ARG	NE-CZ-NH1	-7.05	116.77	120.30
1	B	826	ARG	NE-CZ-NH2	7.05	123.83	120.30

*Continued on next page...*

*Continued from previous page...*

Mol	Chain	Res	Type	Atoms	Z	Observed(°)	Ideal(°)
2	H	332	ARG	NH1-CZ-NH2	-7.05	111.65	119.40
2	L	332	ARG	NH1-CZ-NH2	-7.05	111.65	119.40
1	A	1252	ARG	NE-CZ-NH1	-7.04	116.78	120.30
1	B	850	ARG	NE-CZ-NH2	-7.04	116.78	120.30
1	E	1252	ARG	NE-CZ-NH1	-7.03	116.79	120.30
1	C	1252	ARG	NE-CZ-NH1	-7.02	116.79	120.30
1	D	1003	ARG	NE-CZ-NH2	-7.01	116.80	120.30
2	G	167	ARG	NH1-CZ-NH2	-7.01	111.69	119.40
2	J	167	ARG	NH1-CZ-NH2	-7.01	111.69	119.40
1	A	1068	ARG	NE-CZ-NH1	-7.01	116.80	120.30
1	F	963	VAL	CB-CA-C	-7.00	98.09	111.40
2	H	167	ARG	NH1-CZ-NH2	-7.00	111.70	119.40
2	L	167	ARG	NH1-CZ-NH2	-7.00	111.70	119.40
1	D	368	GLU	N-CA-CB	7.00	123.20	110.60
1	D	963	VAL	CB-CA-C	-7.00	98.11	111.40
1	E	613	PRO	N-CD-CG	-7.00	92.71	103.20
1	B	913	GLY	N-CA-C	-6.99	95.62	113.10
1	B	963	VAL	CB-CA-C	-6.99	98.11	111.40
1	F	913	GLY	N-CA-C	-6.99	95.61	113.10
1	B	500	ARG	NE-CZ-NH2	-6.99	116.80	120.30
1	D	850	ARG	NE-CZ-NH2	-6.99	116.80	120.30
1	D	913	GLY	N-CA-C	-6.99	95.63	113.10
1	C	613	PRO	N-CD-CG	-6.98	92.72	103.20
1	A	613	PRO	N-CD-CG	-6.98	92.73	103.20
1	F	500	ARG	NE-CZ-NH2	-6.98	116.81	120.30
1	F	1003	ARG	NE-CZ-NH2	-6.98	116.81	120.30
1	F	850	ARG	NE-CZ-NH2	-6.98	116.81	120.30
1	B	368	GLU	N-CA-CB	6.97	123.15	110.60
1	F	368	GLU	N-CA-CB	6.97	123.14	110.60
2	I	127	ILE	CG1-CB-CG2	6.97	126.73	111.40
2	K	127	ILE	CG1-CB-CG2	6.97	126.73	111.40
2	G	127	ILE	CG1-CB-CG2	6.96	126.71	111.40
2	H	127	ILE	CG1-CB-CG2	6.96	126.71	111.40
2	J	127	ILE	CG1-CB-CG2	6.96	126.71	111.40
2	L	127	ILE	CG1-CB-CG2	6.96	126.71	111.40
1	A	564	ASP	CB-CG-OD2	6.94	124.55	118.30
1	C	1056	LEU	CB-CG-CD1	-6.94	99.20	111.00
1	E	1056	LEU	CB-CG-CD1	-6.94	99.20	111.00
1	C	564	ASP	CB-CG-OD2	6.94	124.54	118.30
1	E	564	ASP	CB-CG-OD2	6.94	124.54	118.30
1	A	1056	LEU	CB-CG-CD1	-6.93	99.21	111.00
1	D	337	ASP	C-N-CA	-6.93	107.74	122.30

*Continued on next page...*



*Continued from previous page...*

Mol	Chain	Res	Type	Atoms	Z	Observed(°)	Ideal(°)
2	I	324	ARG	NH1-CZ-NH2	-6.92	111.78	119.40
2	K	324	ARG	NH1-CZ-NH2	-6.92	111.78	119.40
1	B	337	ASP	C-N-CA	-6.92	107.77	122.30
2	H	324	ARG	NH1-CZ-NH2	-6.92	111.79	119.40
2	L	324	ARG	NH1-CZ-NH2	-6.92	111.79	119.40
2	G	324	ARG	NH1-CZ-NH2	-6.92	111.79	119.40
2	J	324	ARG	NH1-CZ-NH2	-6.92	111.79	119.40
2	I	178	ARG	NH1-CZ-NH2	-6.91	111.80	119.40
2	K	178	ARG	NH1-CZ-NH2	-6.91	111.80	119.40
1	B	1153	LEU	CB-CG-CD2	-6.91	99.25	111.00
1	D	1153	LEU	CB-CG-CD2	-6.91	99.25	111.00
1	F	1153	LEU	CB-CG-CD2	-6.91	99.25	111.00
2	I	46	ARG	NH1-CZ-NH2	-6.91	111.80	119.40
2	K	46	ARG	NH1-CZ-NH2	-6.91	111.80	119.40
2	G	46	ARG	NH1-CZ-NH2	-6.91	111.81	119.40
2	J	46	ARG	NH1-CZ-NH2	-6.91	111.81	119.40
1	C	837	PRO	N-CD-CG	-6.90	92.85	103.20
2	H	46	ARG	NH1-CZ-NH2	-6.90	111.81	119.40
2	H	178	ARG	NH1-CZ-NH2	-6.90	111.81	119.40
2	L	46	ARG	NH1-CZ-NH2	-6.90	111.81	119.40
2	L	178	ARG	NH1-CZ-NH2	-6.90	111.81	119.40
1	E	837	PRO	N-CD-CG	-6.90	92.85	103.20
1	F	337	ASP	C-N-CA	-6.90	107.82	122.30
2	H	153	ILE	CG1-CB-CG2	6.90	126.57	111.40
2	L	153	ILE	CG1-CB-CG2	6.90	126.57	111.40
1	A	837	PRO	N-CD-CG	-6.90	92.86	103.20
2	G	153	ILE	CG1-CB-CG2	6.89	126.56	111.40
2	J	153	ILE	CG1-CB-CG2	6.89	126.56	111.40
1	A	346	ASP	CB-CG-OD1	6.88	124.49	118.30
2	I	146	LEU	C-N-CA	-6.88	107.85	122.30
2	K	146	LEU	C-N-CA	-6.88	107.85	122.30
1	E	346	ASP	CB-CG-OD1	6.88	124.49	118.30
2	G	178	ARG	NH1-CZ-NH2	-6.88	111.83	119.40
2	I	153	ILE	CG1-CB-CG2	6.88	126.53	111.40
2	J	178	ARG	NH1-CZ-NH2	-6.88	111.83	119.40
2	K	153	ILE	CG1-CB-CG2	6.88	126.53	111.40
1	C	346	ASP	CB-CG-OD1	6.87	124.48	118.30
2	G	146	LEU	C-N-CA	-6.87	107.87	122.30
2	J	146	LEU	C-N-CA	-6.87	107.87	122.30
1	D	683	LEU	CA-CB-CG	-6.87	99.50	115.30
2	H	76	ARG	NH1-CZ-NH2	-6.87	111.84	119.40
2	H	146	LEU	C-N-CA	-6.87	107.88	122.30

*Continued on next page...*

*Continued from previous page...*

Mol	Chain	Res	Type	Atoms	Z	Observed(°)	Ideal(°)
2	L	76	ARG	NH1-CZ-NH2	-6.87	111.84	119.40
2	L	146	LEU	C-N-CA	-6.87	107.88	122.30
1	B	683	LEU	CA-CB-CG	-6.87	99.51	115.30
1	F	683	LEU	CA-CB-CG	-6.87	99.51	115.30
2	H	428	ARG	NH1-CZ-NH2	-6.86	111.85	119.40
2	L	428	ARG	NH1-CZ-NH2	-6.86	111.85	119.40
1	F	481	ASP	CB-CG-OD2	6.86	124.47	118.30
2	G	34	ARG	NH1-CZ-NH2	-6.85	111.86	119.40
2	I	428	ARG	NH1-CZ-NH2	-6.85	111.86	119.40
2	J	34	ARG	NH1-CZ-NH2	-6.85	111.86	119.40
2	K	428	ARG	NH1-CZ-NH2	-6.85	111.86	119.40
2	H	34	ARG	NH1-CZ-NH2	-6.85	111.87	119.40
2	H	458	ARG	NH1-CZ-NH2	-6.85	111.87	119.40
2	I	76	ARG	NH1-CZ-NH2	-6.85	111.87	119.40
2	K	76	ARG	NH1-CZ-NH2	-6.85	111.87	119.40
2	L	34	ARG	NH1-CZ-NH2	-6.85	111.87	119.40
2	L	458	ARG	NH1-CZ-NH2	-6.85	111.87	119.40
2	G	76	ARG	NH1-CZ-NH2	-6.85	111.87	119.40
2	J	76	ARG	NH1-CZ-NH2	-6.85	111.87	119.40
2	I	34	ARG	NH1-CZ-NH2	-6.84	111.87	119.40
2	K	34	ARG	NH1-CZ-NH2	-6.84	111.87	119.40
2	G	322	ARG	NH1-CZ-NH2	-6.84	111.87	119.40
2	I	322	ARG	NH1-CZ-NH2	-6.84	111.87	119.40
2	J	322	ARG	NH1-CZ-NH2	-6.84	111.87	119.40
2	K	322	ARG	NH1-CZ-NH2	-6.84	111.87	119.40
2	G	458	ARG	NH1-CZ-NH2	-6.84	111.88	119.40
2	J	458	ARG	NH1-CZ-NH2	-6.84	111.88	119.40
2	G	428	ARG	NH1-CZ-NH2	-6.84	111.88	119.40
2	H	96	ARG	NH1-CZ-NH2	-6.84	111.88	119.40
2	J	428	ARG	NH1-CZ-NH2	-6.84	111.88	119.40
2	L	96	ARG	NH1-CZ-NH2	-6.84	111.88	119.40
1	F	1062	ARG	NE-CZ-NH2	6.84	123.72	120.30
2	I	445	ARG	NH1-CZ-NH2	-6.84	111.88	119.40
2	I	455	ARG	NH1-CZ-NH2	-6.84	111.88	119.40
2	K	445	ARG	NH1-CZ-NH2	-6.84	111.88	119.40
2	K	455	ARG	NH1-CZ-NH2	-6.84	111.88	119.40
1	D	481	ASP	CB-CG-OD2	6.83	124.45	118.30
2	G	96	ARG	NH1-CZ-NH2	-6.83	111.88	119.40
2	H	455	ARG	NH1-CZ-NH2	-6.83	111.88	119.40
2	J	96	ARG	NH1-CZ-NH2	-6.83	111.88	119.40
2	L	455	ARG	NH1-CZ-NH2	-6.83	111.88	119.40
2	G	445	ARG	NH1-CZ-NH2	-6.83	111.88	119.40

*Continued on next page...*

*Continued from previous page...*

Mol	Chain	Res	Type	Atoms	Z	Observed(°)	Ideal(°)
2	J	445	ARG	NH1-CZ-NH2	-6.83	111.88	119.40
2	G	144	ARG	NH1-CZ-NH2	-6.83	111.89	119.40
2	J	144	ARG	NH1-CZ-NH2	-6.83	111.89	119.40
1	C	228	LEU	CB-CA-C	-6.82	97.24	110.20
1	E	228	LEU	CB-CA-C	-6.82	97.24	110.20
2	I	96	ARG	NH1-CZ-NH2	-6.82	111.89	119.40
2	K	96	ARG	NH1-CZ-NH2	-6.82	111.89	119.40
2	G	455	ARG	NH1-CZ-NH2	-6.82	111.90	119.40
2	H	322	ARG	NH1-CZ-NH2	-6.82	111.90	119.40
2	J	455	ARG	NH1-CZ-NH2	-6.82	111.90	119.40
2	L	322	ARG	NH1-CZ-NH2	-6.82	111.90	119.40
1	B	831	LEU	CA-CB-CG	6.82	130.99	115.30
1	B	1062	ARG	NE-CZ-NH2	6.82	123.71	120.30
2	H	144	ARG	NH1-CZ-NH2	-6.82	111.90	119.40
2	L	144	ARG	NH1-CZ-NH2	-6.82	111.90	119.40
1	B	481	ASP	CB-CG-OD2	6.82	124.44	118.30
2	H	377	ARG	NH1-CZ-NH2	-6.82	111.90	119.40
2	L	377	ARG	NH1-CZ-NH2	-6.82	111.90	119.40
2	I	144	ARG	NH1-CZ-NH2	-6.82	111.90	119.40
2	I	366	ARG	NH1-CZ-NH2	-6.82	111.90	119.40
2	K	144	ARG	NH1-CZ-NH2	-6.82	111.90	119.40
2	K	366	ARG	NH1-CZ-NH2	-6.82	111.90	119.40
1	F	831	LEU	CA-CB-CG	6.81	130.97	115.30
1	A	228	LEU	CB-CA-C	-6.81	97.26	110.20
1	D	1062	ARG	NE-CZ-NH2	6.81	123.70	120.30
1	D	831	LEU	CA-CB-CG	6.81	130.96	115.30
2	G	377	ARG	NH1-CZ-NH2	-6.81	111.91	119.40
2	H	231	ARG	NH1-CZ-NH2	-6.81	111.91	119.40
2	J	377	ARG	NH1-CZ-NH2	-6.81	111.91	119.40
2	L	231	ARG	NH1-CZ-NH2	-6.81	111.91	119.40
2	I	377	ARG	NH1-CZ-NH2	-6.80	111.92	119.40
2	K	377	ARG	NH1-CZ-NH2	-6.80	111.92	119.40
2	G	231	ARG	NH1-CZ-NH2	-6.80	111.92	119.40
2	G	366	ARG	NH1-CZ-NH2	-6.80	111.92	119.40
2	J	231	ARG	NH1-CZ-NH2	-6.80	111.92	119.40
2	J	366	ARG	NH1-CZ-NH2	-6.80	111.92	119.40
1	E	536	ASP	CB-CG-OD2	6.79	124.41	118.30
2	I	458	ARG	NH1-CZ-NH2	-6.79	111.93	119.40
2	K	458	ARG	NH1-CZ-NH2	-6.79	111.93	119.40
1	D	1269	ARG	NE-CZ-NH2	-6.79	116.91	120.30
2	H	445	ARG	NH1-CZ-NH2	-6.79	111.93	119.40
2	I	39	ARG	NH1-CZ-NH2	-6.79	111.93	119.40

*Continued on next page...*

*Continued from previous page...*

Mol	Chain	Res	Type	Atoms	Z	Observed(°)	Ideal(°)
2	K	39	ARG	NH1-CZ-NH2	-6.79	111.93	119.40
2	L	445	ARG	NH1-CZ-NH2	-6.79	111.93	119.40
2	G	306	ARG	NH1-CZ-NH2	-6.79	111.94	119.40
2	I	230	ARG	NH1-CZ-NH2	-6.79	111.94	119.40
2	J	306	ARG	NH1-CZ-NH2	-6.79	111.94	119.40
2	K	230	ARG	NH1-CZ-NH2	-6.79	111.94	119.40
1	B	1269	ARG	NE-CZ-NH2	-6.78	116.91	120.30
2	H	419	ARG	NH1-CZ-NH2	-6.78	111.94	119.40
2	L	419	ARG	NH1-CZ-NH2	-6.78	111.94	119.40
2	H	246	ARG	NH1-CZ-NH2	-6.78	111.94	119.40
2	L	246	ARG	NH1-CZ-NH2	-6.78	111.94	119.40
1	F	1269	ARG	NE-CZ-NH2	-6.78	116.91	120.30
2	G	39	ARG	NH1-CZ-NH2	-6.78	111.94	119.40
2	G	419	ARG	NH1-CZ-NH2	-6.78	111.94	119.40
2	J	39	ARG	NH1-CZ-NH2	-6.78	111.94	119.40
2	J	419	ARG	NH1-CZ-NH2	-6.78	111.94	119.40
1	A	536	ASP	CB-CG-OD2	6.78	124.40	118.30
2	G	246	ARG	NH1-CZ-NH2	-6.78	111.94	119.40
2	H	366	ARG	NH1-CZ-NH2	-6.78	111.94	119.40
2	J	246	ARG	NH1-CZ-NH2	-6.78	111.94	119.40
2	L	366	ARG	NH1-CZ-NH2	-6.78	111.94	119.40
1	C	536	ASP	CB-CG-OD2	6.77	124.39	118.30
2	G	321	ARG	NH1-CZ-NH2	-6.77	111.95	119.40
2	I	231	ARG	NH1-CZ-NH2	-6.77	111.95	119.40
2	I	321	ARG	NH1-CZ-NH2	-6.77	111.95	119.40
2	J	321	ARG	NH1-CZ-NH2	-6.77	111.95	119.40
2	K	231	ARG	NH1-CZ-NH2	-6.77	111.95	119.40
2	K	321	ARG	NH1-CZ-NH2	-6.77	111.95	119.40
1	E	505	GLN	C-N-CA	-6.77	104.78	121.70
2	H	321	ARG	NH1-CZ-NH2	-6.77	111.96	119.40
2	L	321	ARG	NH1-CZ-NH2	-6.77	111.96	119.40
1	B	915	PHE	CA-C-O	-6.77	105.89	120.10
2	I	246	ARG	NH1-CZ-NH2	-6.77	111.96	119.40
2	K	246	ARG	NH1-CZ-NH2	-6.77	111.96	119.40
1	A	505	GLN	C-N-CA	-6.76	104.79	121.70
1	B	607	THR	N-CA-C	6.76	129.26	111.00
2	H	39	ARG	NH1-CZ-NH2	-6.76	111.96	119.40
2	H	306	ARG	NH1-CZ-NH2	-6.76	111.96	119.40
2	I	419	ARG	NH1-CZ-NH2	-6.76	111.96	119.40
2	K	419	ARG	NH1-CZ-NH2	-6.76	111.96	119.40
2	L	39	ARG	NH1-CZ-NH2	-6.76	111.96	119.40
2	L	306	ARG	NH1-CZ-NH2	-6.76	111.96	119.40

*Continued on next page...*

*Continued from previous page...*

Mol	Chain	Res	Type	Atoms	Z	Observed(°)	Ideal(°)
1	D	607	THR	N-CA-C	6.76	129.26	111.00
1	D	915	PHE	CA-C-O	-6.76	105.90	120.10
1	F	607	THR	N-CA-C	6.76	129.26	111.00
1	F	1121	ASP	CB-CG-OD2	6.76	124.39	118.30
1	C	505	GLN	C-N-CA	-6.76	104.80	121.70
2	H	230	ARG	NH1-CZ-NH2	-6.76	111.96	119.40
2	I	306	ARG	NH1-CZ-NH2	-6.76	111.96	119.40
2	K	306	ARG	NH1-CZ-NH2	-6.76	111.96	119.40
2	L	230	ARG	NH1-CZ-NH2	-6.76	111.96	119.40
2	G	230	ARG	NH1-CZ-NH2	-6.76	111.97	119.40
2	H	363	ARG	NH1-CZ-NH2	-6.76	111.97	119.40
2	J	230	ARG	NH1-CZ-NH2	-6.76	111.97	119.40
2	L	363	ARG	NH1-CZ-NH2	-6.76	111.97	119.40
1	C	963	VAL	CB-CA-C	-6.75	98.57	111.40
1	F	915	PHE	CA-C-O	-6.75	105.93	120.10
2	I	140	ARG	NH1-CZ-NH2	-6.75	111.98	119.40
2	K	140	ARG	NH1-CZ-NH2	-6.75	111.98	119.40
1	B	1121	ASP	CB-CG-OD2	6.75	124.37	118.30
2	I	363	ARG	NH1-CZ-NH2	-6.74	111.98	119.40
2	K	363	ARG	NH1-CZ-NH2	-6.74	111.98	119.40
1	E	963	VAL	CB-CA-C	-6.74	98.59	111.40
2	G	363	ARG	NH1-CZ-NH2	-6.74	111.98	119.40
2	J	363	ARG	NH1-CZ-NH2	-6.74	111.98	119.40
1	A	963	VAL	CB-CA-C	-6.74	98.59	111.40
2	H	140	ARG	NH1-CZ-NH2	-6.74	111.99	119.40
2	L	140	ARG	NH1-CZ-NH2	-6.74	111.99	119.40
2	G	140	ARG	NH1-CZ-NH2	-6.73	111.99	119.40
2	J	140	ARG	NH1-CZ-NH2	-6.73	111.99	119.40
1	D	1121	ASP	CB-CG-OD2	6.73	124.35	118.30
2	I	258	ILE	CG1-CB-CG2	6.72	126.19	111.40
2	K	258	ILE	CG1-CB-CG2	6.72	126.19	111.40
1	C	681	ARG	N-CA-C	-6.72	92.86	111.00
1	A	681	ARG	N-CA-C	-6.72	92.87	111.00
2	G	258	ILE	CG1-CB-CG2	6.71	126.17	111.40
2	J	258	ILE	CG1-CB-CG2	6.71	126.17	111.40
1	E	681	ARG	N-CA-C	-6.71	92.88	111.00
1	B	184	LEU	CB-CG-CD1	6.70	122.39	111.00
1	C	590	ARG	NE-CZ-NH1	-6.70	116.95	120.30
2	H	258	ILE	CG1-CB-CG2	6.70	126.13	111.40
2	L	258	ILE	CG1-CB-CG2	6.70	126.13	111.40
2	I	222	ARG	NH1-CZ-NH2	-6.70	112.03	119.40
2	K	222	ARG	NH1-CZ-NH2	-6.70	112.03	119.40

*Continued on next page...*

*Continued from previous page...*

Mol	Chain	Res	Type	Atoms	Z	Observed(°)	Ideal(°)
1	D	184	LEU	CB-CG-CD1	6.69	122.37	111.00
1	F	184	LEU	CB-CG-CD1	6.68	122.36	111.00
2	G	222	ARG	NH1-CZ-NH2	-6.67	112.06	119.40
2	J	222	ARG	NH1-CZ-NH2	-6.67	112.06	119.40
2	I	333	GLU	N-CA-CB	6.67	122.61	110.60
2	K	333	GLU	N-CA-CB	6.67	122.61	110.60
1	B	897	ASP	CB-CG-OD2	6.67	124.30	118.30
2	H	333	GLU	N-CA-CB	6.67	122.61	110.60
2	L	333	GLU	N-CA-CB	6.67	122.61	110.60
2	G	333	GLU	N-CA-CB	6.67	122.60	110.60
2	J	333	GLU	N-CA-CB	6.67	122.60	110.60
1	E	590	ARG	NE-CZ-NH1	-6.66	116.97	120.30
2	H	222	ARG	NH1-CZ-NH2	-6.66	112.07	119.40
2	L	222	ARG	NH1-CZ-NH2	-6.66	112.07	119.40
2	H	247	ASP	N-CA-C	6.66	128.98	111.00
2	L	247	ASP	N-CA-C	6.66	128.98	111.00
1	A	590	ARG	NE-CZ-NH1	-6.66	116.97	120.30
2	G	247	ASP	N-CA-C	6.66	128.97	111.00
2	H	102	ARG	NH1-CZ-NH2	-6.66	112.08	119.40
2	I	247	ASP	N-CA-C	6.66	128.97	111.00
2	J	247	ASP	N-CA-C	6.66	128.97	111.00
2	K	247	ASP	N-CA-C	6.66	128.97	111.00
2	L	102	ARG	NH1-CZ-NH2	-6.66	112.08	119.40
1	D	897	ASP	CB-CG-OD2	6.65	124.28	118.30
1	F	897	ASP	CB-CG-OD2	6.64	124.28	118.30
2	G	102	ARG	NH1-CZ-NH2	-6.64	112.10	119.40
2	J	102	ARG	NH1-CZ-NH2	-6.64	112.10	119.40
2	I	102	ARG	NH1-CZ-NH2	-6.61	112.13	119.40
2	K	102	ARG	NH1-CZ-NH2	-6.61	112.13	119.40
1	B	704	LEU	N-CA-CB	-6.59	97.21	110.40
1	D	704	LEU	N-CA-CB	-6.59	97.23	110.40
1	F	704	LEU	N-CA-CB	-6.57	97.25	110.40
1	D	704	LEU	CB-CG-CD1	6.56	122.15	111.00
1	B	637	ARG	NE-CZ-NH1	-6.55	117.02	120.30
2	G	383	ILE	CG1-CB-CG2	6.55	125.82	111.40
2	J	383	ILE	CG1-CB-CG2	6.55	125.82	111.40
1	B	704	LEU	CB-CG-CD1	6.55	122.14	111.00
1	F	637	ARG	NE-CZ-NH1	-6.55	117.03	120.30
2	H	383	ILE	CG1-CB-CG2	6.55	125.81	111.40
2	I	383	ILE	CG1-CB-CG2	6.55	125.81	111.40
2	K	383	ILE	CG1-CB-CG2	6.55	125.81	111.40
2	L	383	ILE	CG1-CB-CG2	6.55	125.81	111.40

*Continued on next page...*

*Continued from previous page...*

Mol	Chain	Res	Type	Atoms	Z	Observed(°)	Ideal(°)
1	B	726	GLU	N-CA-C	-6.55	93.32	111.00
1	D	726	GLU	N-CA-C	-6.55	93.33	111.00
1	D	637	ARG	NE-CZ-NH1	-6.54	117.03	120.30
1	F	704	LEU	CB-CG-CD1	6.54	122.12	111.00
1	F	726	GLU	N-CA-C	-6.54	93.35	111.00
1	D	42	ASP	CB-CG-OD2	6.53	124.18	118.30
1	E	337	ASP	N-CA-C	-6.53	93.38	111.00
1	B	42	ASP	CB-CG-OD2	6.52	124.17	118.30
1	A	337	ASP	N-CA-C	-6.51	93.41	111.00
1	C	481	ASP	CB-CG-OD2	6.51	124.16	118.30
1	D	570	ASP	CB-CG-OD1	6.51	124.16	118.30
1	D	883	ASP	CB-CG-OD1	6.51	124.16	118.30
1	A	481	ASP	CB-CG-OD2	6.50	124.16	118.30
1	F	570	ASP	CB-CG-OD1	6.50	124.15	118.30
1	C	337	ASP	N-CA-C	-6.50	93.45	111.00
1	C	803	THR	CA-CB-CG2	-6.50	103.30	112.40
2	I	238	VAL	C-N-CA	6.50	137.95	121.70
2	K	238	VAL	C-N-CA	6.50	137.95	121.70
1	B	570	ASP	CB-CG-OD1	6.50	124.15	118.30
1	B	883	ASP	CB-CG-OD1	6.50	124.15	118.30
1	F	42	ASP	CB-CG-OD2	6.49	124.14	118.30
1	F	196	LEU	CA-CB-CG	-6.49	100.38	115.30
1	F	595	ASP	CB-CG-OD2	6.49	124.14	118.30
1	A	803	THR	CA-CB-CG2	-6.49	103.32	112.40
2	G	238	VAL	C-N-CA	6.49	137.91	121.70
2	J	238	VAL	C-N-CA	6.49	137.91	121.70
1	D	196	LEU	CA-CB-CG	-6.48	100.39	115.30
1	C	887	GLY	N-CA-C	6.48	129.31	113.10
1	D	595	ASP	CB-CG-OD2	6.48	124.13	118.30
1	E	803	THR	CA-CB-CG2	-6.48	103.33	112.40
1	B	196	LEU	CA-CB-CG	-6.48	100.41	115.30
1	E	481	ASP	CB-CG-OD2	6.48	124.13	118.30
1	A	938	PRO	C-N-CA	-6.47	108.70	122.30
1	F	529	LEU	CA-CB-CG	-6.47	100.41	115.30
2	H	238	VAL	C-N-CA	6.47	137.88	121.70
2	L	238	VAL	C-N-CA	6.47	137.88	121.70
1	A	887	GLY	N-CA-C	6.47	129.28	113.10
1	E	887	GLY	N-CA-C	6.47	129.28	113.10
1	E	938	PRO	C-N-CA	-6.47	108.71	122.30
1	F	883	ASP	CB-CG-OD1	6.47	124.12	118.30
1	B	529	LEU	CA-CB-CG	-6.47	100.43	115.30
1	D	346	ASP	CB-CG-OD2	6.47	124.12	118.30

*Continued on next page...*

*Continued from previous page...*

Mol	Chain	Res	Type	Atoms	Z	Observed(°)	Ideal(°)
1	B	595	ASP	CB-CG-OD2	6.46	124.12	118.30
1	F	346	ASP	CB-CG-OD2	6.46	124.12	118.30
1	A	850	ARG	NE-CZ-NH2	-6.46	117.07	120.30
1	B	346	ASP	CB-CG-OD2	6.46	124.12	118.30
1	D	529	LEU	CA-CB-CG	-6.46	100.44	115.30
2	G	92	GLU	CB-CA-C	-6.46	97.48	110.40
2	H	213	ILE	CG1-CB-CG2	6.46	125.62	111.40
2	J	92	GLU	CB-CA-C	-6.46	97.48	110.40
2	L	213	ILE	CG1-CB-CG2	6.46	125.62	111.40
1	C	938	PRO	C-N-CA	-6.46	108.74	122.30
2	H	92	GLU	CB-CA-C	-6.46	97.49	110.40
2	L	92	GLU	CB-CA-C	-6.46	97.49	110.40
2	G	213	ILE	CG1-CB-CG2	6.45	125.60	111.40
2	I	92	GLU	CB-CA-C	-6.45	97.49	110.40
2	I	367	ILE	CG1-CB-CG2	6.45	125.60	111.40
2	J	213	ILE	CG1-CB-CG2	6.45	125.60	111.40
2	K	92	GLU	CB-CA-C	-6.45	97.49	110.40
2	K	367	ILE	CG1-CB-CG2	6.45	125.60	111.40
2	G	367	ILE	CG1-CB-CG2	6.45	125.59	111.40
2	J	367	ILE	CG1-CB-CG2	6.45	125.59	111.40
2	I	213	ILE	CG1-CB-CG2	6.45	125.58	111.40
2	K	213	ILE	CG1-CB-CG2	6.45	125.58	111.40
1	C	850	ARG	NE-CZ-NH2	-6.44	117.08	120.30
2	H	367	ILE	CG1-CB-CG2	6.44	125.56	111.40
2	L	367	ILE	CG1-CB-CG2	6.44	125.56	111.40
1	E	850	ARG	NE-CZ-NH2	-6.43	117.08	120.30
1	D	141	ASP	CB-CG-OD2	6.41	124.07	118.30
1	F	141	ASP	CB-CG-OD2	6.41	124.07	118.30
1	B	141	ASP	CB-CG-OD2	6.40	124.06	118.30
1	D	590	ARG	NE-CZ-NH1	-6.40	117.10	120.30
1	F	1125	ARG	NE-CZ-NH1	-6.38	117.11	120.30
1	A	715	VAL	CB-CA-C	-6.37	99.30	111.40
1	C	715	VAL	CB-CA-C	-6.37	99.30	111.40
1	E	1078	ASP	CB-CG-OD2	6.36	124.03	118.30
1	B	1125	ARG	NE-CZ-NH1	-6.36	117.12	120.30
1	E	715	VAL	CB-CA-C	-6.36	99.31	111.40
1	C	1078	ASP	CB-CG-OD2	6.36	124.02	118.30
1	E	978	GLU	CA-CB-CG	-6.36	99.41	113.40
1	A	1078	ASP	CB-CG-OD2	6.35	124.02	118.30
1	D	1125	ARG	NE-CZ-NH1	-6.35	117.12	120.30
1	A	978	GLU	CA-CB-CG	-6.35	99.44	113.40
1	E	1376	LEU	CB-CG-CD1	6.34	121.79	111.00

*Continued on next page...*



*Continued from previous page...*

Mol	Chain	Res	Type	Atoms	Z	Observed(°)	Ideal(°)
1	B	1058	LEU	CB-CG-CD2	-6.34	100.22	111.00
1	C	978	GLU	CA-CB-CG	-6.34	99.45	113.40
1	A	1376	LEU	CB-CG-CD1	6.34	121.78	111.00
1	C	1376	LEU	CB-CG-CD1	6.33	121.76	111.00
1	F	1058	LEU	CB-CG-CD2	-6.33	100.24	111.00
1	B	1138	LEU	CB-CG-CD1	-6.33	100.24	111.00
1	D	1138	LEU	CB-CG-CD1	-6.32	100.25	111.00
1	F	1138	LEU	CB-CG-CD1	-6.32	100.25	111.00
1	B	590	ARG	NE-CZ-NH1	-6.32	117.14	120.30
1	D	1058	LEU	CB-CG-CD2	-6.32	100.26	111.00
2	H	257	ASN	CB-CG-OD1	-6.31	108.98	121.60
2	L	257	ASN	CB-CG-OD1	-6.31	108.98	121.60
1	A	964	MET	CB-CA-C	-6.30	97.79	110.40
1	E	964	MET	CB-CA-C	-6.30	97.79	110.40
1	F	590	ARG	NE-CZ-NH1	-6.30	117.15	120.30
1	A	3	VAL	CB-CA-C	-6.30	99.42	111.40
1	C	3	VAL	CB-CA-C	-6.30	99.42	111.40
1	C	964	MET	CB-CA-C	-6.30	97.80	110.40
2	G	257	ASN	CB-CG-OD1	-6.29	109.01	121.60
2	J	257	ASN	CB-CG-OD1	-6.29	109.01	121.60
1	E	3	VAL	CB-CA-C	-6.29	99.45	111.40
2	I	257	ASN	CB-CG-OD1	-6.28	109.04	121.60
2	K	257	ASN	CB-CG-OD1	-6.28	109.04	121.60
1	F	214	ASN	CB-CA-C	-6.26	97.89	110.40
1	B	214	ASN	CB-CA-C	-6.25	97.89	110.40
1	D	214	ASN	CB-CA-C	-6.25	97.89	110.40
1	A	520	MET	CB-CG-SD	-6.25	93.66	112.40
1	E	520	MET	CB-CG-SD	-6.24	93.68	112.40
1	C	520	MET	CB-CG-SD	-6.24	93.69	112.40
1	C	106	GLY	N-CA-C	6.24	128.69	113.10
1	A	106	GLY	N-CA-C	6.24	128.69	113.10
1	A	110	VAL	CA-CB-CG1	-6.24	101.55	110.90
1	E	106	GLY	N-CA-C	6.24	128.69	113.10
1	F	1222	LEU	CB-CG-CD1	-6.23	100.41	111.00
1	C	110	VAL	CA-CB-CG1	-6.23	101.55	110.90
1	E	110	VAL	CA-CB-CG1	-6.23	101.56	110.90
1	D	1222	LEU	CB-CG-CD1	-6.22	100.42	111.00
2	I	309	ILE	CG1-CB-CG2	6.22	125.08	111.40
2	K	309	ILE	CG1-CB-CG2	6.22	125.08	111.40
1	B	1222	LEU	CB-CG-CD1	-6.22	100.43	111.00
1	E	443	ASP	CB-CG-OD2	6.22	123.90	118.30
1	B	732	ARG	NE-CZ-NH2	-6.22	117.19	120.30

*Continued on next page...*

*Continued from previous page...*

Mol	Chain	Res	Type	Atoms	Z	Observed(°)	Ideal(°)
1	C	91	CYS	CA-CB-SG	-6.21	102.82	114.00
1	C	443	ASP	CB-CG-OD2	6.21	123.89	118.30
1	A	91	CYS	CA-CB-SG	-6.21	102.83	114.00
1	A	443	ASP	CB-CG-OD2	6.21	123.89	118.30
1	D	125	ARG	NE-CZ-NH2	-6.21	117.20	120.30
2	G	309	ILE	CG1-CB-CG2	6.21	125.06	111.40
2	H	309	ILE	CG1-CB-CG2	6.21	125.06	111.40
2	J	309	ILE	CG1-CB-CG2	6.21	125.06	111.40
2	L	309	ILE	CG1-CB-CG2	6.21	125.06	111.40
1	D	182	MET	CB-CA-C	-6.20	98.00	110.40
1	F	732	ARG	NE-CZ-NH2	-6.20	117.20	120.30
1	B	182	MET	CB-CA-C	-6.20	98.00	110.40
1	F	182	MET	CB-CA-C	-6.20	98.00	110.40
2	H	345	ILE	N-CA-C	-6.20	94.26	111.00
2	L	345	ILE	N-CA-C	-6.20	94.26	111.00
2	I	345	ILE	N-CA-C	-6.20	94.27	111.00
2	K	345	ILE	N-CA-C	-6.20	94.27	111.00
1	B	1053	HIS	CB-CA-C	-6.19	98.01	110.40
1	E	91	CYS	CA-CB-SG	-6.19	102.85	114.00
1	E	289	ARG	NE-CZ-NH1	-6.19	117.20	120.30
1	F	1053	HIS	CB-CA-C	-6.19	98.02	110.40
1	D	732	ARG	NE-CZ-NH2	-6.19	117.21	120.30
2	G	345	ILE	N-CA-C	-6.19	94.30	111.00
2	J	345	ILE	N-CA-C	-6.19	94.30	111.00
1	D	1053	HIS	CB-CA-C	-6.19	98.03	110.40
2	G	93	ILE	CG1-CB-CG2	6.17	124.99	111.40
2	H	93	ILE	CG1-CB-CG2	6.17	124.99	111.40
2	J	93	ILE	CG1-CB-CG2	6.17	124.99	111.40
2	L	93	ILE	CG1-CB-CG2	6.17	124.99	111.40
2	I	93	ILE	CG1-CB-CG2	6.17	124.97	111.40
2	K	93	ILE	CG1-CB-CG2	6.17	124.97	111.40
1	A	289	ARG	NE-CZ-NH1	-6.16	117.22	120.30
1	A	915	PHE	N-CA-C	6.16	127.63	111.00
1	E	915	PHE	N-CA-C	6.15	127.62	111.00
1	B	125	ARG	NE-CZ-NH2	-6.14	117.23	120.30
1	C	915	PHE	N-CA-C	6.14	127.59	111.00
1	C	289	ARG	NE-CZ-NH1	-6.14	117.23	120.30
1	D	50	VAL	CB-CA-C	-6.13	99.75	111.40
1	B	50	VAL	CB-CA-C	-6.13	99.75	111.40
1	E	1070	ASP	CB-CG-OD2	6.12	123.81	118.30
1	F	90	ARG	NE-CZ-NH1	-6.12	117.24	120.30
2	G	345	ILE	CG1-CB-CG2	6.12	124.86	111.40

*Continued on next page...*

*Continued from previous page...*

Mol	Chain	Res	Type	Atoms	Z	Observed(°)	Ideal(°)
2	J	345	ILE	CG1-CB-CG2	6.12	124.86	111.40
1	C	1074	LYS	CB-CA-C	-6.12	98.16	110.40
2	I	345	ILE	CG1-CB-CG2	6.12	124.86	111.40
2	K	345	ILE	CG1-CB-CG2	6.12	124.86	111.40
1	F	50	VAL	CB-CA-C	-6.12	99.78	111.40
2	H	345	ILE	CG1-CB-CG2	6.12	124.85	111.40
2	L	345	ILE	CG1-CB-CG2	6.12	124.85	111.40
1	D	986	ASP	CB-CG-OD2	6.11	123.80	118.30
1	F	986	ASP	CB-CG-OD2	6.11	123.80	118.30
1	B	90	ARG	NE-CZ-NH1	-6.10	117.25	120.30
1	A	1074	LYS	CB-CA-C	-6.09	98.21	110.40
1	B	986	ASP	CB-CG-OD2	6.09	123.78	118.30
1	F	519	VAL	CB-CA-C	-6.09	99.83	111.40
1	D	519	VAL	CB-CA-C	-6.09	99.83	111.40
1	D	890	ASP	CB-CG-OD2	-6.09	112.82	118.30
1	B	519	VAL	CB-CA-C	-6.08	99.84	111.40
1	A	1070	ASP	CB-CG-OD2	6.08	123.77	118.30
1	D	850	ARG	NE-CZ-NH1	6.08	123.34	120.30
1	F	890	ASP	CB-CG-OD2	-6.08	112.83	118.30
1	E	1074	LYS	CB-CA-C	-6.08	98.25	110.40
1	C	141	ASP	CB-CG-OD1	-6.07	112.83	118.30
1	C	1070	ASP	CB-CG-OD2	6.07	123.76	118.30
1	E	141	ASP	CB-CG-OD1	-6.07	112.84	118.30
1	B	203	ASP	CB-CG-OD2	6.07	123.76	118.30
1	B	250	ARG	CB-CA-C	-6.07	98.27	110.40
1	A	141	ASP	CB-CG-OD1	-6.06	112.84	118.30
1	B	890	ASP	CB-CG-OD2	-6.06	112.85	118.30
1	F	250	ARG	CB-CA-C	-6.06	98.28	110.40
1	B	732	ARG	CG-CD-NE	-6.05	99.09	111.80
1	D	250	ARG	CB-CA-C	-6.05	98.30	110.40
1	E	1180	ASP	CB-CG-OD2	6.05	123.75	118.30
2	I	110	ILE	CG1-CB-CG2	6.05	124.71	111.40
2	K	110	ILE	CG1-CB-CG2	6.05	124.71	111.40
1	A	286	ARG	NE-CZ-NH2	6.05	123.32	120.30
1	D	732	ARG	CG-CD-NE	-6.05	99.10	111.80
1	D	296	MET	CA-CB-CG	-6.05	103.02	113.30
1	F	732	ARG	CG-CD-NE	-6.05	99.10	111.80
2	H	110	ILE	CG1-CB-CG2	6.05	124.70	111.40
2	L	110	ILE	CG1-CB-CG2	6.05	124.70	111.40
1	B	850	ARG	NE-CZ-NH1	6.04	123.32	120.30
1	F	125	ARG	NE-CZ-NH2	-6.04	117.28	120.30
1	C	560	ASP	CB-CG-OD1	6.04	123.74	118.30

*Continued on next page...*

*Continued from previous page...*

Mol	Chain	Res	Type	Atoms	Z	Observed(°)	Ideal(°)
1	D	684	PHE	N-CA-C	-6.04	94.70	111.00
2	G	110	ILE	CG1-CB-CG2	6.04	124.68	111.40
2	J	110	ILE	CG1-CB-CG2	6.04	124.68	111.40
1	C	1180	ASP	CB-CG-OD2	6.04	123.73	118.30
1	B	684	PHE	N-CA-C	-6.03	94.71	111.00
1	D	203	ASP	CB-CG-OD2	6.03	123.73	118.30
1	F	684	PHE	N-CA-C	-6.03	94.72	111.00
1	B	296	MET	CA-CB-CG	-6.03	103.05	113.30
1	F	3	VAL	CB-CA-C	-6.03	99.95	111.40
1	F	203	ASP	CB-CG-OD2	6.03	123.72	118.30
1	F	296	MET	CA-CB-CG	-6.03	103.05	113.30
1	D	978	GLU	CA-CB-CG	-6.03	100.14	113.40
1	D	965	LEU	CB-CG-CD2	-6.02	100.76	111.00
1	F	965	LEU	CB-CG-CD2	-6.02	100.76	111.00
1	A	560	ASP	CB-CG-OD1	6.02	123.72	118.30
1	B	887	GLY	N-CA-C	6.02	128.15	113.10
1	D	1013	VAL	CG1-CB-CG2	-6.02	101.26	110.90
1	E	286	ARG	NE-CZ-NH2	6.02	123.31	120.30
1	E	560	ASP	CB-CG-OD1	6.02	123.72	118.30
1	F	978	GLU	CA-CB-CG	-6.02	100.15	113.40
1	B	965	LEU	CB-CG-CD2	-6.02	100.77	111.00
1	B	978	GLU	CA-CB-CG	-6.02	100.16	113.40
1	E	196	LEU	CB-CG-CD1	-6.02	100.77	111.00
1	A	1180	ASP	CB-CG-OD2	6.02	123.72	118.30
1	C	196	LEU	CB-CG-CD1	-6.01	100.78	111.00
1	D	887	GLY	N-CA-C	6.01	128.14	113.10
1	F	887	GLY	N-CA-C	6.01	128.14	113.10
1	D	3	VAL	CB-CA-C	-6.01	99.98	111.40
1	B	1013	VAL	CG1-CB-CG2	-6.01	101.28	110.90
1	E	1068	ARG	NE-CZ-NH2	6.01	123.31	120.30
1	A	196	LEU	CB-CG-CD1	-6.01	100.78	111.00
1	B	3	VAL	CB-CA-C	-6.01	99.98	111.40
1	F	1013	VAL	CG1-CB-CG2	-6.01	101.29	110.90
1	E	199	ARG	NE-CZ-NH2	-6.00	117.30	120.30
1	A	199	ARG	NE-CZ-NH2	-6.00	117.30	120.30
1	C	1068	ARG	NE-CZ-NH2	6.00	123.30	120.30
1	C	940	GLU	C-N-CA	-6.00	109.70	122.30
1	D	74	GLY	N-CA-C	-6.00	98.10	113.10
1	F	850	ARG	NE-CZ-NH1	6.00	123.30	120.30
1	A	940	GLU	C-N-CA	-6.00	109.71	122.30
1	E	940	GLU	C-N-CA	-6.00	109.71	122.30
1	D	640	THR	CB-CA-C	-5.99	95.42	111.60

*Continued on next page...*

*Continued from previous page...*

Mol	Chain	Res	Type	Atoms	Z	Observed(°)	Ideal(°)
1	F	640	THR	CB-CA-C	-5.99	95.42	111.60
1	A	1122	ASP	CB-CG-OD2	5.99	123.69	118.30
1	B	74	GLY	N-CA-C	-5.99	98.13	113.10
1	B	640	THR	CB-CA-C	-5.99	95.44	111.60
1	C	471	ASP	CB-CG-OD2	5.99	123.69	118.30
1	A	672	GLN	N-CA-C	-5.98	94.85	111.00
1	C	286	ARG	NE-CZ-NH2	5.98	123.29	120.30
1	A	843	VAL	CB-CA-C	-5.98	100.04	111.40
1	C	672	GLN	N-CA-C	-5.98	94.85	111.00
1	C	843	VAL	CB-CA-C	-5.98	100.04	111.40
1	F	74	GLY	N-CA-C	-5.98	98.15	113.10
1	E	843	VAL	CB-CA-C	-5.98	100.05	111.40
2	I	454	ILE	CG1-CB-CG2	5.97	124.55	111.40
2	K	454	ILE	CG1-CB-CG2	5.97	124.55	111.40
1	E	672	GLN	N-CA-C	-5.97	94.87	111.00
2	H	454	ILE	CG1-CB-CG2	5.97	124.54	111.40
2	L	454	ILE	CG1-CB-CG2	5.97	124.54	111.40
1	C	283	VAL	CB-CA-C	-5.97	100.06	111.40
1	A	1068	ARG	NE-CZ-NH2	5.97	123.28	120.30
1	A	471	ASP	CB-CG-OD2	5.97	123.67	118.30
2	G	454	ILE	CG1-CB-CG2	5.97	124.53	111.40
2	J	454	ILE	CG1-CB-CG2	5.97	124.53	111.40
1	C	199	ARG	NE-CZ-NH2	-5.97	117.32	120.30
1	D	90	ARG	NE-CZ-NH1	-5.97	117.32	120.30
1	F	1399	ASP	CB-CG-OD2	5.96	123.67	118.30
1	A	283	VAL	CB-CA-C	-5.96	100.07	111.40
1	E	283	VAL	CB-CA-C	-5.96	100.08	111.40
1	E	471	ASP	CB-CG-OD2	5.96	123.66	118.30
1	C	1122	ASP	CB-CG-OD2	5.96	123.66	118.30
1	E	490	ASP	CB-CG-OD2	5.95	123.66	118.30
1	B	1399	ASP	CB-CG-OD2	5.94	123.64	118.30
1	D	1374	VAL	CB-CA-C	-5.93	100.12	111.40
1	B	956	LEU	CB-CG-CD2	-5.93	100.92	111.00
1	D	125	ARG	NE-CZ-NH1	5.93	123.27	120.30
1	F	956	LEU	CB-CG-CD2	-5.93	100.91	111.00
1	F	1374	VAL	CB-CA-C	-5.93	100.13	111.40
1	C	490	ASP	CB-CG-OD2	5.93	123.64	118.30
1	B	803	THR	CA-CB-CG2	-5.93	104.10	112.40
1	B	1374	VAL	CB-CA-C	-5.93	100.14	111.40
1	E	1122	ASP	CB-CG-OD2	5.93	123.63	118.30
1	F	803	THR	CA-CB-CG2	-5.92	104.11	112.40
1	A	490	ASP	CB-CG-OD2	5.92	123.63	118.30

*Continued on next page...*

*Continued from previous page...*

Mol	Chain	Res	Type	Atoms	Z	Observed(°)	Ideal(°)
1	D	956	LEU	CB-CG-CD2	-5.92	100.94	111.00
1	A	511	ILE	CB-CA-C	-5.91	99.79	111.60
1	B	125	ARG	NE-CZ-NH1	5.90	123.25	120.30
1	D	803	THR	CA-CB-CG2	-5.90	104.14	112.40
1	F	461	MET	CG-SD-CE	5.90	109.64	100.20
1	B	651	ASP	CB-CG-OD2	5.90	123.61	118.30
1	B	461	MET	CG-SD-CE	5.90	109.64	100.20
1	D	461	MET	CG-SD-CE	5.90	109.64	100.20
1	D	651	ASP	CB-CG-OD2	5.90	123.61	118.30
1	C	511	ILE	CB-CA-C	-5.89	99.81	111.60
1	E	511	ILE	CB-CA-C	-5.89	99.81	111.60
1	D	1399	ASP	CB-CG-OD2	5.89	123.60	118.30
1	E	193	PRO	N-CD-CG	-5.89	94.37	103.20
1	F	651	ASP	CB-CG-OD2	5.89	123.60	118.30
1	B	1003	ARG	NE-CZ-NH1	5.88	123.24	120.30
1	C	193	PRO	N-CD-CG	-5.88	94.38	103.20
1	C	980	LEU	CB-CA-C	-5.88	99.03	110.20
1	E	980	LEU	CB-CA-C	-5.88	99.03	110.20
1	B	782	ARG	N-CA-C	-5.87	95.14	111.00
1	A	980	LEU	CB-CA-C	-5.87	99.05	110.20
1	F	782	ARG	N-CA-C	-5.87	95.15	111.00
1	A	193	PRO	N-CD-CG	-5.87	94.40	103.20
1	B	1180	ASP	CB-CG-OD2	5.87	123.58	118.30
1	D	522	LEU	CA-CB-CG	5.87	128.80	115.30
1	C	354	ARG	CG-CD-NE	-5.87	99.48	111.80
1	D	782	ARG	N-CA-C	-5.86	95.17	111.00
1	E	850	ARG	CA-CB-CG	5.86	126.30	113.40
1	B	522	LEU	CA-CB-CG	5.86	128.78	115.30
1	C	831	LEU	CA-CB-CG	5.86	128.77	115.30
1	F	522	LEU	CA-CB-CG	5.86	128.77	115.30
1	A	850	ARG	CA-CB-CG	5.85	126.27	113.40
1	F	337	ASP	CB-CG-OD1	5.85	123.57	118.30
1	E	831	LEU	CA-CB-CG	5.85	128.76	115.30
1	F	125	ARG	NE-CZ-NH1	5.85	123.22	120.30
1	A	831	LEU	CA-CB-CG	5.85	128.75	115.30
1	F	564	ASP	CB-CG-OD2	5.85	123.56	118.30
1	A	354	ARG	CG-CD-NE	-5.85	99.52	111.80
1	D	1180	ASP	CB-CG-OD2	5.85	123.56	118.30
1	E	354	ARG	CG-CD-NE	-5.85	99.52	111.80
1	B	564	ASP	CB-CG-OD2	5.84	123.56	118.30
1	C	456	LEU	CB-CG-CD2	-5.84	101.07	111.00
1	F	1180	ASP	CB-CG-OD2	5.84	123.56	118.30

*Continued on next page...*

*Continued from previous page...*

Mol	Chain	Res	Type	Atoms	Z	Observed(°)	Ideal(°)
1	A	456	LEU	CB-CG-CD2	-5.84	101.07	111.00
1	C	850	ARG	CA-CB-CG	5.84	126.24	113.40
1	B	337	ASP	CB-CG-OD1	5.83	123.55	118.30
1	D	337	ASP	CB-CG-OD1	5.83	123.55	118.30
1	F	1003	ARG	NE-CZ-NH1	5.83	123.22	120.30
1	A	1294	ASP	CB-CG-OD2	5.83	123.54	118.30
1	D	564	ASP	CB-CG-OD2	5.82	123.54	118.30
1	E	456	LEU	CB-CG-CD2	-5.82	101.10	111.00
1	F	651	ASP	CB-CA-C	-5.82	98.76	110.40
1	A	42	ASP	CB-CG-OD2	5.82	123.53	118.30
1	D	651	ASP	CB-CA-C	-5.82	98.77	110.40
1	B	651	ASP	CB-CA-C	-5.81	98.77	110.40
1	E	311	ASP	CB-CG-OD1	5.81	123.53	118.30
1	D	1003	ARG	NE-CZ-NH1	5.80	123.20	120.30
1	E	42	ASP	CB-CG-OD2	5.80	123.52	118.30
1	E	50	VAL	CB-CA-C	-5.80	100.37	111.40
1	D	485	ILE	CG1-CB-CG2	-5.80	98.64	111.40
1	A	50	VAL	CB-CA-C	-5.80	100.39	111.40
1	B	485	ILE	CG1-CB-CG2	-5.79	98.65	111.40
1	C	42	ASP	CB-CG-OD2	5.79	123.51	118.30
1	C	1294	ASP	CB-CG-OD2	5.79	123.51	118.30
1	F	485	ILE	CG1-CB-CG2	-5.79	98.66	111.40
1	A	311	ASP	CB-CG-OD1	5.79	123.51	118.30
1	C	50	VAL	CB-CA-C	-5.79	100.40	111.40
1	E	1294	ASP	CB-CG-OD2	5.79	123.51	118.30
1	F	1407	ASP	CB-CA-C	-5.78	98.84	110.40
1	C	194	ASP	CB-CG-OD2	5.78	123.50	118.30
1	E	1306	VAL	CB-CA-C	-5.78	100.43	111.40
1	D	1407	ASP	CB-CA-C	-5.77	98.86	110.40
1	F	1396	ASP	CB-CG-OD2	5.77	123.50	118.30
1	D	79	PRO	N-CA-C	-5.77	97.09	112.10
2	I	481	GLU	N-CA-CB	-5.77	100.21	110.60
2	K	481	GLU	N-CA-CB	-5.77	100.21	110.60
1	A	1000	LEU	CB-CG-CD1	-5.77	101.19	111.00
2	G	481	GLU	N-CA-CB	-5.77	100.22	110.60
2	H	481	GLU	N-CA-CB	-5.77	100.22	110.60
2	J	481	GLU	N-CA-CB	-5.77	100.22	110.60
2	L	481	GLU	N-CA-CB	-5.77	100.22	110.60
1	C	1306	VAL	CB-CA-C	-5.77	100.44	111.40
1	A	1306	VAL	CB-CA-C	-5.76	100.45	111.40
1	B	1396	ASP	CB-CG-OD2	5.76	123.49	118.30
1	B	1407	ASP	CB-CA-C	-5.76	98.87	110.40

*Continued on next page...*

*Continued from previous page...*

Mol	Chain	Res	Type	Atoms	Z	Observed(°)	Ideal(°)
1	C	1000	LEU	CB-CG-CD1	-5.76	101.20	111.00
1	B	79	PRO	N-CA-C	-5.76	97.13	112.10
1	F	79	PRO	N-CA-C	-5.76	97.13	112.10
1	E	1000	LEU	CB-CG-CD1	-5.75	101.22	111.00
1	A	194	ASP	CB-CG-OD2	5.75	123.47	118.30
1	E	1218	ASP	CB-CG-OD1	-5.75	113.13	118.30
1	D	714	SER	CB-CA-C	-5.74	99.19	110.10
1	E	1171	VAL	CA-CB-CG1	-5.74	102.28	110.90
1	A	746	ILE	CB-CA-C	-5.74	100.12	111.60
1	C	311	ASP	CB-CG-OD1	5.74	123.47	118.30
1	E	194	ASP	CB-CG-OD2	5.74	123.47	118.30
1	C	746	ILE	CB-CA-C	-5.74	100.12	111.60
1	E	746	ILE	CB-CA-C	-5.74	100.12	111.60
1	A	1171	VAL	CA-CB-CG1	-5.73	102.30	110.90
1	B	714	SER	CB-CA-C	-5.73	99.21	110.10
1	C	1218	ASP	CB-CG-OD1	-5.73	113.14	118.30
1	F	403	ASP	CB-CG-OD2	5.73	123.46	118.30
1	D	1396	ASP	CB-CG-OD2	5.73	123.45	118.30
1	F	714	SER	CB-CA-C	-5.73	99.22	110.10
1	C	1171	VAL	CA-CB-CG1	-5.72	102.32	110.90
1	E	368	GLU	N-CA-CB	5.72	120.90	110.60
1	A	337	ASP	C-N-CA	-5.72	110.29	122.30
1	F	1407	ASP	CB-CG-OD2	5.72	123.45	118.30
1	E	337	ASP	C-N-CA	-5.72	110.29	122.30
1	F	1064	ARG	NE-CZ-NH1	-5.71	117.44	120.30
1	A	1218	ASP	CB-CG-OD1	-5.71	113.16	118.30
1	C	368	GLU	N-CA-CB	5.71	120.88	110.60
1	A	368	GLU	N-CA-CB	5.71	120.88	110.60
1	B	1407	ASP	CB-CG-OD2	5.71	123.44	118.30
1	C	337	ASP	C-N-CA	-5.71	110.32	122.30
1	E	794	VAL	CB-CA-C	5.71	122.24	111.40
1	B	403	ASP	CB-CG-OD2	5.70	123.43	118.30
1	F	992	PRO	N-CD-CG	-5.70	94.65	103.20
1	E	1468	VAL	CB-CA-C	-5.70	100.57	111.40
1	A	1468	VAL	CB-CA-C	-5.70	100.58	111.40
1	C	1468	VAL	CB-CA-C	-5.70	100.58	111.40
1	E	577	GLY	N-CA-C	5.69	127.33	113.10
1	C	794	VAL	CB-CA-C	5.69	122.21	111.40
1	A	794	VAL	CB-CA-C	5.69	122.20	111.40
1	B	992	PRO	N-CD-CG	-5.68	94.68	103.20
1	A	577	GLY	N-CA-C	5.68	127.29	113.10
1	D	1407	ASP	CB-CG-OD2	5.68	123.41	118.30

*Continued on next page...*



*Continued from previous page...*

Mol	Chain	Res	Type	Atoms	Z	Observed(°)	Ideal(°)
1	D	992	PRO	N-CD-CG	-5.67	94.69	103.20
1	F	945	PRO	N-CD-CG	-5.67	94.69	103.20
1	C	577	GLY	N-CA-C	5.67	127.27	113.10
1	E	1212	ASP	CB-CG-OD2	5.66	123.39	118.30
1	C	339	ARG	NE-CZ-NH2	-5.66	117.47	120.30
1	B	945	PRO	N-CD-CG	-5.66	94.72	103.20
1	D	403	ASP	CB-CG-OD2	5.66	123.39	118.30
1	D	945	PRO	N-CD-CG	-5.65	94.72	103.20
1	B	385	LEU	CA-CB-CG	5.65	128.29	115.30
1	B	1064	ARG	NE-CZ-NH1	-5.65	117.48	120.30
1	F	385	LEU	CA-CB-CG	5.65	128.29	115.30
2	H	464	ILE	CB-CA-C	-5.64	100.31	111.60
2	L	464	ILE	CB-CA-C	-5.64	100.31	111.60
1	D	471	ASP	CB-CG-OD2	5.64	123.38	118.30
2	G	464	ILE	CB-CA-C	-5.64	100.32	111.60
2	J	464	ILE	CB-CA-C	-5.64	100.32	111.60
1	D	385	LEU	CA-CB-CG	5.64	128.27	115.30
1	F	471	ASP	CB-CG-OD2	5.64	123.38	118.30
1	A	1212	ASP	CB-CG-OD2	5.64	123.37	118.30
1	D	1064	ARG	NE-CZ-NH1	-5.63	117.48	120.30
2	I	464	ILE	CB-CA-C	-5.63	100.33	111.60
2	K	464	ILE	CB-CA-C	-5.63	100.33	111.60
1	B	471	ASP	CB-CG-OD2	5.62	123.36	118.30
1	E	339	ARG	NE-CZ-NH2	-5.62	117.49	120.30
1	C	1212	ASP	CB-CG-OD2	5.62	123.35	118.30
1	F	608	ASP	N-CA-CB	-5.62	100.49	110.60
1	B	608	ASP	N-CA-CB	-5.61	100.51	110.60
1	D	608	ASP	N-CA-CB	-5.60	100.52	110.60
1	A	339	ARG	NE-CZ-NH2	-5.60	117.50	120.30
1	A	182	MET	CG-SD-CE	-5.60	91.24	100.20
1	D	545	LEU	CA-CB-CG	-5.59	102.43	115.30
1	E	182	MET	CG-SD-CE	-5.59	91.25	100.20
1	E	863	LEU	CA-CB-CG	5.59	128.16	115.30
1	E	1183	LEU	CB-CG-CD1	-5.59	101.50	111.00
1	C	182	MET	CG-SD-CE	-5.59	91.26	100.20
1	D	940	GLU	C-N-CA	-5.59	110.56	122.30
1	A	863	LEU	CA-CB-CG	5.59	128.15	115.30
1	A	1183	LEU	CB-CG-CD1	-5.58	101.51	111.00
1	B	407	LYS	CD-CE-NZ	5.58	124.54	111.70
1	B	941	GLY	N-CA-C	5.58	127.06	113.10
1	B	940	GLU	C-N-CA	-5.58	110.58	122.30
1	C	863	LEU	CA-CB-CG	5.58	128.14	115.30

*Continued on next page...*

*Continued from previous page...*

Mol	Chain	Res	Type	Atoms	Z	Observed(°)	Ideal(°)
1	D	407	LYS	CD-CE-NZ	5.58	124.54	111.70
1	F	545	LEU	CA-CB-CG	-5.58	102.46	115.30
1	B	545	LEU	CA-CB-CG	-5.58	102.47	115.30
1	F	407	LYS	CD-CE-NZ	5.58	124.53	111.70
1	F	940	GLU	C-N-CA	-5.58	110.58	122.30
1	C	1	CYS	CA-CB-SG	-5.58	103.96	114.00
1	C	1183	LEU	CB-CG-CD1	-5.57	101.53	111.00
1	C	406	LEU	CB-CG-CD1	-5.57	101.54	111.00
1	D	941	GLY	N-CA-C	5.57	127.01	113.10
1	F	283	VAL	CB-CA-C	-5.57	100.83	111.40
2	H	139	PRO	N-CA-C	5.57	126.57	112.10
2	L	139	PRO	N-CA-C	5.57	126.57	112.10
2	I	139	PRO	N-CA-C	5.56	126.57	112.10
2	K	139	PRO	N-CA-C	5.56	126.57	112.10
1	A	1	CYS	CA-CB-SG	-5.56	103.99	114.00
1	E	1	CYS	CA-CB-SG	-5.56	103.99	114.00
1	F	941	GLY	N-CA-C	5.56	127.01	113.10
1	B	283	VAL	CB-CA-C	-5.56	100.84	111.40
1	F	745	ARG	NE-CZ-NH1	-5.56	117.52	120.30
2	G	478	VAL	CB-CA-C	-5.56	100.84	111.40
2	J	478	VAL	CB-CA-C	-5.56	100.84	111.40
1	A	406	LEU	CB-CG-CD1	-5.55	101.56	111.00
2	G	139	PRO	N-CA-C	5.55	126.53	112.10
2	J	139	PRO	N-CA-C	5.55	126.53	112.10
1	C	534	ASP	CB-CG-OD1	-5.55	113.31	118.30
1	D	283	VAL	CB-CA-C	-5.55	100.86	111.40
2	H	396	ILE	CB-CA-C	-5.55	100.50	111.60
2	L	396	ILE	CB-CA-C	-5.55	100.50	111.60
2	H	478	VAL	CB-CA-C	-5.55	100.86	111.40
2	L	478	VAL	CB-CA-C	-5.55	100.86	111.40
1	D	505	GLN	C-N-CA	-5.54	107.84	121.70
2	I	478	VAL	CB-CA-C	-5.54	100.86	111.40
2	K	478	VAL	CB-CA-C	-5.54	100.86	111.40
2	G	396	ILE	CB-CA-C	-5.54	100.52	111.60
2	I	396	ILE	CG1-CB-CG2	5.54	123.59	111.40
2	J	396	ILE	CB-CA-C	-5.54	100.52	111.60
2	K	396	ILE	CG1-CB-CG2	5.54	123.59	111.40
1	B	505	GLN	C-N-CA	-5.54	107.85	121.70
1	E	406	LEU	CB-CG-CD1	-5.54	101.59	111.00
1	F	505	GLN	C-N-CA	-5.54	107.86	121.70
1	D	745	ARG	NE-CZ-NH1	-5.53	117.53	120.30
2	I	396	ILE	CB-CA-C	-5.53	100.53	111.60

*Continued on next page...*

*Continued from previous page...*

Mol	Chain	Res	Type	Atoms	Z	Observed(°)	Ideal(°)
2	K	396	ILE	CB-CA-C	-5.53	100.53	111.60
1	E	214	ASN	CB-CA-C	-5.53	99.34	110.40
2	G	396	ILE	CG1-CB-CG2	5.53	123.57	111.40
2	H	396	ILE	CG1-CB-CG2	5.53	123.57	111.40
2	J	396	ILE	CG1-CB-CG2	5.53	123.57	111.40
2	L	396	ILE	CG1-CB-CG2	5.53	123.57	111.40
1	B	745	ARG	NE-CZ-NH1	-5.53	117.54	120.30
1	D	194	ASP	CB-CG-OD2	5.53	123.27	118.30
1	E	1108	CYS	CB-CA-C	5.53	121.45	110.40
1	A	214	ASN	CB-CA-C	-5.52	99.35	110.40
2	I	234	VAL	CB-CA-C	-5.52	100.91	111.40
2	K	234	VAL	CB-CA-C	-5.52	100.91	111.40
1	A	1108	CYS	CB-CA-C	5.52	121.44	110.40
1	C	214	ASN	CB-CA-C	-5.52	99.36	110.40
1	C	1108	CYS	CB-CA-C	5.52	121.43	110.40
1	E	534	ASP	CB-CG-OD1	-5.52	113.33	118.30
2	G	234	VAL	CB-CA-C	-5.51	100.92	111.40
2	J	234	VAL	CB-CA-C	-5.51	100.92	111.40
1	D	490	ASP	N-CA-CB	-5.51	100.68	110.60
1	D	838	VAL	CB-CA-C	-5.51	100.93	111.40
1	B	490	ASP	N-CA-CB	-5.51	100.69	110.60
1	F	490	ASP	N-CA-CB	-5.51	100.69	110.60
1	A	534	ASP	CB-CG-OD1	-5.51	113.34	118.30
1	C	1407	ASP	CB-CA-C	-5.50	99.39	110.40
1	B	194	ASP	CB-CG-OD2	5.50	123.25	118.30
1	B	624	THR	OG1-CB-CG2	-5.50	97.34	110.00
1	B	838	VAL	CB-CA-C	-5.50	100.95	111.40
1	D	441	ASP	CB-CG-OD2	5.50	123.25	118.30
1	B	298	LEU	CB-CG-CD1	-5.50	101.66	111.00
1	D	624	THR	OG1-CB-CG2	-5.50	97.36	110.00
1	E	1407	ASP	CB-CA-C	-5.50	99.41	110.40
1	F	838	VAL	CB-CA-C	-5.50	100.96	111.40
1	B	441	ASP	CB-CG-OD2	5.50	123.25	118.30
1	B	1187	LEU	CB-CG-CD1	-5.50	101.66	111.00
1	D	1212	ASP	CB-CG-OD2	5.50	123.25	118.30
1	F	624	THR	OG1-CB-CG2	-5.50	97.36	110.00
1	D	298	LEU	CB-CG-CD1	-5.49	101.66	111.00
2	H	234	VAL	CB-CA-C	-5.49	100.96	111.40
2	L	234	VAL	CB-CA-C	-5.49	100.96	111.40
1	F	1187	LEU	CB-CG-CD1	-5.49	101.66	111.00
1	A	1407	ASP	CB-CA-C	-5.49	99.42	110.40
1	D	1187	LEU	CB-CG-CD1	-5.49	101.67	111.00

*Continued on next page...*

*Continued from previous page...*

Mol	Chain	Res	Type	Atoms	Z	Observed(°)	Ideal(°)
1	F	441	ASP	CB-CG-OD2	5.49	123.24	118.30
1	F	298	LEU	CB-CG-CD1	-5.48	101.68	111.00
1	A	14	ARG	NE-CZ-NH2	-5.48	117.56	120.30
1	E	251	MET	CB-CG-SD	-5.48	95.97	112.40
1	F	194	ASP	CB-CG-OD2	5.48	123.23	118.30
1	A	251	MET	CB-CG-SD	-5.47	95.98	112.40
1	C	251	MET	CB-CG-SD	-5.47	95.99	112.40
1	F	456	LEU	CA-CB-CG	-5.47	102.72	115.30
1	D	863	LEU	CB-CA-C	5.47	120.59	110.20
1	B	1212	ASP	CB-CG-OD2	5.47	123.22	118.30
1	E	182	MET	CA-CB-CG	-5.47	104.01	113.30
1	E	934	GLN	CB-CA-C	-5.46	99.47	110.40
1	B	456	LEU	CA-CB-CG	-5.46	102.74	115.30
1	C	992	PRO	N-CD-CG	-5.46	95.01	103.20
1	C	182	MET	CA-CB-CG	-5.46	104.02	113.30
1	D	456	LEU	CA-CB-CG	-5.46	102.74	115.30
1	A	182	MET	CA-CB-CG	-5.46	104.02	113.30
1	A	650	LEU	CB-CG-CD1	-5.46	101.72	111.00
1	A	992	PRO	N-CD-CG	-5.46	95.01	103.20
1	F	1212	ASP	CB-CG-OD2	5.46	123.21	118.30
1	E	14	ARG	NE-CZ-NH2	-5.45	117.57	120.30
1	E	73	VAL	CB-CA-C	-5.45	101.04	111.40
1	A	73	VAL	CB-CA-C	-5.45	101.04	111.40
1	D	918	THR	N-CA-CB	-5.45	99.94	110.30
1	A	934	GLN	CB-CA-C	-5.45	99.50	110.40
2	G	323	ASP	CB-CG-OD1	5.45	123.21	118.30
2	J	323	ASP	CB-CG-OD1	5.45	123.21	118.30
1	C	934	GLN	CB-CA-C	-5.45	99.50	110.40
1	F	262	ASP	CB-CG-OD2	5.45	123.20	118.30
1	C	73	VAL	CB-CA-C	-5.45	101.05	111.40
1	E	650	LEU	CB-CG-CD1	-5.45	101.74	111.00
1	F	863	LEU	CB-CA-C	5.45	120.55	110.20
1	D	968	PRO	N-CD-CG	-5.44	95.03	103.20
1	C	650	LEU	CB-CG-CD1	-5.44	101.75	111.00
1	E	992	PRO	N-CD-CG	-5.44	95.04	103.20
1	B	863	LEU	CB-CA-C	5.44	120.54	110.20
1	B	918	THR	N-CA-CB	-5.44	99.97	110.30
1	B	968	PRO	N-CD-CG	-5.43	95.05	103.20
2	I	323	ASP	CB-CG-OD1	5.43	123.19	118.30
2	K	323	ASP	CB-CG-OD1	5.43	123.19	118.30
1	B	262	ASP	CB-CG-OD2	5.43	123.19	118.30
1	F	918	THR	N-CA-CB	-5.43	99.98	110.30

*Continued on next page...*

*Continued from previous page...*

Mol	Chain	Res	Type	Atoms	Z	Observed(°)	Ideal(°)
2	H	323	ASP	CB-CG-OD1	5.43	123.19	118.30
2	L	323	ASP	CB-CG-OD1	5.43	123.19	118.30
1	E	665	THR	N-CA-CB	-5.43	99.98	110.30
1	D	463	LEU	CA-CB-CG	-5.43	102.82	115.30
1	B	463	LEU	CA-CB-CG	-5.42	102.82	115.30
1	F	463	LEU	CA-CB-CG	-5.42	102.82	115.30
1	A	156	GLU	CA-CB-CG	5.42	125.33	113.40
1	C	1399	ASP	CB-CG-OD2	5.42	123.18	118.30
1	C	156	GLU	CA-CB-CG	5.42	125.33	113.40
2	H	397	LYS	C-N-CA	5.42	135.24	121.70
2	L	397	LYS	C-N-CA	5.42	135.24	121.70
1	A	1399	ASP	CB-CG-OD2	5.42	123.17	118.30
2	G	397	LYS	C-N-CA	5.41	135.23	121.70
2	J	397	LYS	C-N-CA	5.41	135.23	121.70
1	A	665	THR	N-CA-CB	-5.41	100.02	110.30
1	E	156	GLU	CA-CB-CG	5.41	125.30	113.40
1	F	968	PRO	N-CD-CG	-5.41	95.08	103.20
1	C	125	ARG	NE-CZ-NH2	-5.41	117.60	120.30
1	D	262	ASP	CB-CG-OD2	5.41	123.17	118.30
2	I	397	LYS	C-N-CA	5.41	135.21	121.70
2	K	397	LYS	C-N-CA	5.41	135.21	121.70
1	C	665	THR	N-CA-CB	-5.40	100.03	110.30
1	E	290	THR	CB-CA-C	-5.40	97.02	111.60
1	A	125	ARG	NE-CZ-NH2	-5.40	117.60	120.30
1	A	290	THR	CB-CA-C	-5.40	97.03	111.60
1	C	290	THR	CB-CA-C	-5.40	97.03	111.60
1	C	14	ARG	NE-CZ-NH2	-5.39	117.60	120.30
1	C	738	HIS	N-CA-C	5.39	125.55	111.00
1	F	658	LEU	CB-CG-CD2	-5.39	101.84	111.00
1	F	1183	LEU	CB-CG-CD1	-5.38	101.85	111.00
1	C	482	ASP	CB-CG-OD2	-5.38	113.46	118.30
1	B	658	LEU	CB-CG-CD2	-5.38	101.86	111.00
2	I	31	ILE	CG1-CB-CG2	5.38	123.23	111.40
2	K	31	ILE	CG1-CB-CG2	5.38	123.23	111.40
1	E	1399	ASP	CB-CG-OD2	5.38	123.14	118.30
1	A	738	HIS	N-CA-C	5.37	125.51	111.00
1	B	1183	LEU	CB-CG-CD1	-5.37	101.86	111.00
1	D	1183	LEU	CB-CG-CD1	-5.37	101.86	111.00
1	E	738	HIS	N-CA-C	5.37	125.51	111.00
2	H	31	ILE	CG1-CB-CG2	5.37	123.22	111.40
2	L	31	ILE	CG1-CB-CG2	5.37	123.22	111.40
1	D	658	LEU	CB-CG-CD2	-5.37	101.87	111.00

*Continued on next page...*

*Continued from previous page...*

Mol	Chain	Res	Type	Atoms	Z	Observed(°)	Ideal(°)
1	E	125	ARG	NE-CZ-NH2	-5.37	117.61	120.30
1	B	701	ASP	CB-CG-OD2	5.37	123.13	118.30
1	C	986	ASP	CB-CG-OD2	5.37	123.13	118.30
1	A	609	GLU	C-N-CA	-5.37	108.28	121.70
1	E	609	GLU	C-N-CA	-5.37	108.28	121.70
1	F	701	ASP	CB-CG-OD2	5.37	123.13	118.30
1	A	482	ASP	CB-CG-OD2	-5.36	113.47	118.30
1	A	1321	THR	OG1-CB-CG2	-5.36	97.68	110.00
1	E	986	ASP	CB-CG-OD2	5.36	123.12	118.30
1	C	609	GLU	C-N-CA	-5.36	108.31	121.70
1	E	1321	THR	OG1-CB-CG2	-5.36	97.68	110.00
2	G	31	ILE	CG1-CB-CG2	5.36	123.18	111.40
2	J	31	ILE	CG1-CB-CG2	5.36	123.18	111.40
1	D	1043	LEU	CA-CB-CG	-5.35	102.99	115.30
1	D	529	LEU	CB-CG-CD2	-5.35	101.91	111.00
1	E	3	VAL	N-CA-C	-5.35	96.56	111.00
1	F	671	ALA	N-CA-C	-5.35	96.56	111.00
1	A	986	ASP	CB-CG-OD2	5.35	123.11	118.30
1	B	1043	LEU	CA-CB-CG	-5.34	103.01	115.30
1	D	671	ALA	N-CA-C	-5.34	96.57	111.00
1	D	701	ASP	CB-CG-OD2	5.34	123.11	118.30
1	B	311	ASP	CB-CG-OD1	5.34	123.11	118.30
1	B	671	ALA	N-CA-C	-5.34	96.58	111.00
1	F	529	LEU	CB-CG-CD2	-5.34	101.92	111.00
1	A	3	VAL	N-CA-C	-5.34	96.58	111.00
1	C	1321	THR	OG1-CB-CG2	-5.34	97.72	110.00
1	E	69	ASN	CB-CA-C	-5.34	99.72	110.40
1	E	482	ASP	CB-CG-OD2	-5.34	113.49	118.30
1	B	529	LEU	CB-CG-CD2	-5.34	101.93	111.00
1	E	131	ILE	CG1-CB-CG2	-5.34	99.66	111.40
1	C	3	VAL	N-CA-C	-5.34	96.59	111.00
1	B	957	ARG	NE-CZ-NH1	-5.33	117.63	120.30
1	A	69	ASN	CB-CA-C	-5.33	99.74	110.40
1	A	131	ILE	CG1-CB-CG2	-5.33	99.67	111.40
1	B	650	LEU	CA-CB-CG	5.33	127.56	115.30
1	B	871	LEU	CB-CG-CD1	5.33	120.06	111.00
1	E	940	GLU	O-C-N	-5.33	114.14	123.20
1	F	311	ASP	CB-CG-OD1	5.33	123.10	118.30
1	D	871	LEU	CB-CG-CD1	5.33	120.06	111.00
1	C	940	GLU	O-C-N	-5.33	114.14	123.20
1	D	90	ARG	N-CA-CB	5.33	120.19	110.60
1	E	159	VAL	CB-CA-C	-5.33	101.28	111.40

*Continued on next page...*

*Continued from previous page...*

Mol	Chain	Res	Type	Atoms	Z	Observed(°)	Ideal(°)
1	F	650	LEU	CA-CB-CG	5.33	127.56	115.30
1	F	1043	LEU	CA-CB-CG	-5.33	103.05	115.30
1	C	69	ASN	CB-CA-C	-5.33	99.75	110.40
1	F	90	ARG	N-CA-CB	5.33	120.19	110.60
1	D	650	LEU	CA-CB-CG	5.32	127.54	115.30
1	D	311	ASP	CB-CG-OD1	5.32	123.09	118.30
1	B	90	ARG	N-CA-CB	5.32	120.17	110.60
1	C	159	VAL	CB-CA-C	-5.32	101.30	111.40
2	G	216	PRO	C-N-CA	-5.32	108.40	121.70
2	J	216	PRO	C-N-CA	-5.32	108.40	121.70
1	A	940	GLU	O-C-N	-5.32	114.16	123.20
1	C	131	ILE	CG1-CB-CG2	-5.32	99.71	111.40
1	A	159	VAL	CB-CA-C	-5.31	101.30	111.40
2	I	216	PRO	C-N-CA	-5.31	108.41	121.70
2	K	216	PRO	C-N-CA	-5.31	108.41	121.70
1	F	871	LEU	CB-CG-CD1	5.31	120.03	111.00
1	E	827	ASP	CB-CG-OD2	5.31	123.08	118.30
1	C	186	GLU	CA-CB-CG	-5.31	101.73	113.40
2	H	216	PRO	C-N-CA	-5.30	108.44	121.70
2	L	216	PRO	C-N-CA	-5.30	108.44	121.70
1	C	263	LEU	CB-CG-CD1	-5.30	101.99	111.00
1	C	827	ASP	CB-CG-OD2	5.30	123.07	118.30
1	E	448	ARG	CB-CA-C	5.30	121.00	110.40
1	A	186	GLU	CA-CB-CG	-5.30	101.75	113.40
1	F	948	LYS	CB-CG-CD	-5.30	97.83	111.60
1	A	448	ARG	CB-CA-C	5.29	120.99	110.40
1	D	948	LYS	CB-CG-CD	-5.29	97.84	111.60
1	A	263	LEU	CB-CG-CD1	-5.29	102.00	111.00
1	E	186	GLU	CA-CB-CG	-5.29	101.76	113.40
1	A	827	ASP	CB-CG-OD2	5.29	123.06	118.30
1	B	948	LYS	CB-CG-CD	-5.29	97.85	111.60
1	C	448	ARG	CB-CA-C	5.29	120.97	110.40
1	E	263	LEU	CB-CG-CD1	-5.29	102.02	111.00
1	F	957	ARG	NE-CZ-NH1	-5.28	117.66	120.30
1	F	827	ASP	CB-CG-OD2	5.27	123.05	118.30
1	A	64	HIS	N-CA-C	-5.27	96.77	111.00
2	H	65	ILE	CG1-CB-CG2	5.27	122.99	111.40
2	L	65	ILE	CG1-CB-CG2	5.27	122.99	111.40
1	D	943	GLN	CB-CA-C	-5.27	99.87	110.40
1	C	1259	LEU	CB-CG-CD2	5.26	119.95	111.00
1	E	64	HIS	N-CA-C	-5.26	96.78	111.00
1	C	64	HIS	N-CA-C	-5.26	96.79	111.00

*Continued on next page...*

*Continued from previous page...*

Mol	Chain	Res	Type	Atoms	Z	Observed(°)	Ideal(°)
1	F	1268	LEU	CB-CA-C	-5.26	100.20	110.20
1	B	943	GLN	CB-CA-C	-5.25	99.89	110.40
1	E	90	ARG	NE-CZ-NH1	-5.25	117.67	120.30
1	F	1074	LYS	CB-CA-C	-5.25	99.89	110.40
2	G	65	ILE	CG1-CB-CG2	5.25	122.96	111.40
2	J	65	ILE	CG1-CB-CG2	5.25	122.96	111.40
1	A	1259	LEU	CB-CG-CD2	5.25	119.93	111.00
1	D	1074	LYS	CB-CA-C	-5.25	99.90	110.40
1	F	943	GLN	CB-CA-C	-5.25	99.89	110.40
1	D	957	ARG	NE-CZ-NH1	-5.25	117.68	120.30
2	I	65	ILE	CG1-CB-CG2	5.25	122.95	111.40
2	K	65	ILE	CG1-CB-CG2	5.25	122.95	111.40
1	B	1074	LYS	CB-CA-C	-5.25	99.91	110.40
1	E	850	ARG	NE-CZ-NH1	5.25	122.92	120.30
1	B	1268	LEU	CB-CA-C	-5.24	100.24	110.20
1	E	1259	LEU	CB-CG-CD2	5.24	119.90	111.00
1	D	1268	LEU	CB-CA-C	-5.23	100.26	110.20
1	E	1147	ARG	NE-CZ-NH2	5.23	122.92	120.30
1	C	196	LEU	CB-CG-CD2	-5.23	102.11	111.00
1	C	1065	VAL	N-CA-CB	-5.23	100.00	111.50
1	C	1147	ARG	NE-CZ-NH2	5.23	122.91	120.30
1	A	196	LEU	CB-CG-CD2	-5.22	102.13	111.00
1	A	1096	SER	N-CA-CB	5.22	118.33	110.50
1	C	1096	SER	N-CA-CB	5.22	118.33	110.50
1	E	196	LEU	CB-CG-CD2	-5.22	102.13	111.00
1	E	1096	SER	N-CA-CB	5.22	118.33	110.50
1	E	1065	VAL	N-CA-CB	-5.22	100.02	111.50
1	A	1065	VAL	N-CA-CB	-5.21	100.03	111.50
1	D	663	ALA	N-CA-CB	-5.21	102.80	110.10
1	F	663	ALA	N-CA-CB	-5.21	102.81	110.10
1	C	918	THR	N-CA-CB	-5.21	100.41	110.30
1	B	663	ALA	N-CA-CB	-5.21	102.81	110.10
1	E	918	THR	N-CA-CB	-5.21	100.41	110.30
1	F	670	LEU	CB-CG-CD2	-5.21	102.15	111.00
1	F	1	CYS	CA-CB-SG	-5.20	104.63	114.00
1	F	1043	LEU	CB-CG-CD1	5.20	119.84	111.00
1	B	670	LEU	CB-CG-CD2	-5.20	102.16	111.00
1	A	918	THR	N-CA-CB	-5.20	100.42	110.30
1	C	296	MET	CA-CB-CG	-5.20	104.46	113.30
1	A	296	MET	CA-CB-CG	-5.20	104.47	113.30
1	E	284	MET	CG-SD-CE	-5.20	91.89	100.20
1	A	90	ARG	NE-CZ-NH1	-5.19	117.70	120.30

*Continued on next page...*



*Continued from previous page...*

Mol	Chain	Res	Type	Atoms	Z	Observed(°)	Ideal(°)
1	B	1	CYS	CA-CB-SG	-5.19	104.65	114.00
1	A	850	ARG	NE-CZ-NH1	5.19	122.90	120.30
1	B	1043	LEU	CB-CG-CD1	5.19	119.83	111.00
1	D	1043	LEU	CB-CG-CD1	5.19	119.83	111.00
2	I	80	ALA	N-CA-CB	5.19	117.37	110.10
2	K	80	ALA	N-CA-CB	5.19	117.37	110.10
1	D	670	LEU	CB-CG-CD2	-5.19	102.18	111.00
1	E	296	MET	CA-CB-CG	-5.19	104.48	113.30
1	A	284	MET	CG-SD-CE	-5.19	91.90	100.20
1	E	658	LEU	CB-CG-CD1	5.18	119.81	111.00
2	G	80	ALA	N-CA-CB	5.18	117.36	110.10
2	J	80	ALA	N-CA-CB	5.18	117.36	110.10
1	E	400	LEU	CB-CG-CD1	-5.18	102.19	111.00
2	H	80	ALA	N-CA-CB	5.18	117.35	110.10
2	L	80	ALA	N-CA-CB	5.18	117.35	110.10
1	C	400	LEU	CB-CG-CD1	-5.18	102.20	111.00
1	D	1	CYS	CA-CB-SG	-5.18	104.68	114.00
1	A	400	LEU	CB-CG-CD1	-5.18	102.20	111.00
1	B	827	ASP	CB-CG-OD2	5.18	122.96	118.30
1	C	284	MET	CG-SD-CE	-5.18	91.92	100.20
1	A	881	LYS	CD-CE-NZ	5.17	123.60	111.70
1	D	279	THR	N-CA-CB	-5.17	100.47	110.30
1	A	658	LEU	CB-CG-CD1	5.17	119.79	111.00
1	B	279	THR	N-CA-CB	-5.17	100.47	110.30
1	E	881	LYS	CD-CE-NZ	5.17	123.59	111.70
1	A	1147	ARG	NE-CZ-NH2	5.17	122.89	120.30
1	C	658	LEU	CB-CG-CD1	5.17	119.79	111.00
1	E	922	LEU	CB-CG-CD2	5.17	119.79	111.00
1	C	881	LYS	CD-CE-NZ	5.17	123.58	111.70
1	A	922	LEU	CB-CG-CD2	5.17	119.78	111.00
1	D	827	ASP	CB-CG-OD2	5.16	122.94	118.30
1	E	588	ARG	NE-CZ-NH1	-5.16	117.72	120.30
1	B	914	ARG	NE-CZ-NH1	-5.15	117.72	120.30
1	A	1388	THR	N-CA-C	5.15	124.91	111.00
1	B	915	PHE	CA-CB-CG	-5.15	101.54	113.90
1	C	922	LEU	CB-CG-CD2	5.15	119.75	111.00
1	E	1388	THR	N-CA-C	5.15	124.91	111.00
1	F	279	THR	N-CA-CB	-5.15	100.52	110.30
1	F	914	ARG	NE-CZ-NH1	-5.15	117.73	120.30
1	F	915	PHE	CA-CB-CG	-5.15	101.54	113.90
1	A	651	ASP	CB-CA-C	-5.15	100.10	110.40
1	C	250	ARG	CB-CA-C	-5.15	100.11	110.40

*Continued on next page...*

*Continued from previous page...*

Mol	Chain	Res	Type	Atoms	Z	Observed(°)	Ideal(°)
1	A	345	MET	CA-CB-CG	-5.14	104.56	113.30
1	C	1388	THR	N-CA-C	5.14	124.89	111.00
1	D	914	ARG	NE-CZ-NH1	-5.14	117.73	120.30
1	F	1269	ARG	CG-CD-NE	-5.14	101.00	111.80
1	B	520	MET	CB-CG-SD	-5.14	96.97	112.40
1	D	915	PHE	CA-CB-CG	-5.14	101.56	113.90
1	D	520	MET	CB-CG-SD	-5.14	96.98	112.40
1	B	1269	ARG	CG-CD-NE	-5.14	101.00	111.80
1	C	651	ASP	CB-CA-C	-5.14	100.12	110.40
1	A	250	ARG	CB-CA-C	-5.14	100.12	110.40
1	E	651	ASP	CB-CA-C	-5.14	100.12	110.40
1	C	773	LEU	CA-CB-CG	-5.14	103.49	115.30
1	C	850	ARG	NE-CZ-NH1	5.14	122.87	120.30
1	F	1070	ASP	CB-CG-OD2	5.14	122.92	118.30
1	E	773	LEU	CA-CB-CG	-5.13	103.49	115.30
1	E	1118	CYS	CB-CA-C	5.13	120.67	110.40
1	E	1246	LEU	CA-CB-CG	-5.13	103.50	115.30
1	A	773	LEU	CA-CB-CG	-5.13	103.50	115.30
1	D	3	VAL	N-CA-C	-5.13	97.14	111.00
1	D	1070	ASP	CB-CG-OD2	5.13	122.92	118.30
1	E	250	ARG	CB-CA-C	-5.13	100.14	110.40
1	B	1070	ASP	CB-CG-OD2	5.13	122.92	118.30
1	D	1465	ARG	C-N-CA	-5.13	108.88	121.70
1	F	520	MET	CB-CG-SD	-5.13	97.01	112.40
1	F	861	GLY	N-CA-C	-5.13	100.28	113.10
1	E	345	MET	CA-CB-CG	-5.13	104.58	113.30
1	B	3	VAL	N-CA-C	-5.12	97.16	111.00
1	C	877	ARG	NE-CZ-NH1	-5.12	117.74	120.30
1	A	640	THR	CB-CA-C	-5.12	97.77	111.60
2	H	128	ASN	CA-CB-CG	-5.12	102.13	113.40
2	L	128	ASN	CA-CB-CG	-5.12	102.13	113.40
1	A	1246	LEU	CA-CB-CG	-5.12	103.52	115.30
1	B	1465	ARG	C-N-CA	-5.12	108.90	121.70
1	C	90	ARG	NE-CZ-NH1	-5.12	117.74	120.30
1	C	1246	LEU	CA-CB-CG	-5.12	103.52	115.30
1	D	1269	ARG	CG-CD-NE	-5.12	101.05	111.80
1	E	640	THR	CB-CA-C	-5.12	97.77	111.60
2	I	128	ASN	CA-CB-CG	-5.12	102.13	113.40
2	K	128	ASN	CA-CB-CG	-5.12	102.13	113.40
1	C	375	ASP	CB-CG-OD1	5.12	122.91	118.30
1	C	1222	LEU	CA-CB-CG	-5.12	103.53	115.30
1	F	3	VAL	N-CA-C	-5.12	97.18	111.00

*Continued on next page...*

*Continued from previous page...*

Mol	Chain	Res	Type	Atoms	Z	Observed(°)	Ideal(°)
1	A	1222	LEU	CA-CB-CG	-5.12	103.53	115.30
1	C	345	MET	CA-CB-CG	-5.12	104.60	113.30
1	F	377	THR	N-CA-CB	-5.12	100.57	110.30
1	F	1465	ARG	C-N-CA	-5.12	108.90	121.70
1	C	37	ASP	CB-CG-OD2	5.12	122.91	118.30
1	A	1118	CYS	CB-CA-C	5.11	120.63	110.40
1	C	339	ARG	N-CA-CB	-5.11	101.40	110.60
1	C	640	THR	CB-CA-C	-5.11	97.79	111.60
1	E	384	ARG	NE-CZ-NH2	-5.11	117.74	120.30
2	G	128	ASN	CA-CB-CG	-5.11	102.15	113.40
2	J	128	ASN	CA-CB-CG	-5.11	102.15	113.40
1	E	339	ARG	N-CA-CB	-5.11	101.40	110.60
1	A	588	ARG	NE-CZ-NH1	-5.11	117.74	120.30
1	C	1118	CYS	CB-CA-C	5.11	120.62	110.40
1	E	1222	LEU	CA-CB-CG	-5.11	103.55	115.30
1	A	339	ARG	N-CA-CB	-5.11	101.41	110.60
1	B	861	GLY	N-CA-C	-5.11	100.34	113.10
1	C	588	ARG	NE-CZ-NH1	-5.11	117.75	120.30
1	B	377	THR	N-CA-CB	-5.10	100.60	110.30
1	C	1307	VAL	CB-CA-C	-5.10	101.71	111.40
1	D	377	THR	N-CA-CB	-5.10	100.61	110.30
1	A	375	ASP	CB-CG-OD1	5.10	122.89	118.30
1	E	375	ASP	CB-CG-OD1	5.10	122.89	118.30
2	I	188	TYR	CA-CB-CG	5.10	123.09	113.40
2	K	188	TYR	CA-CB-CG	5.10	123.09	113.40
1	A	386	GLY	N-CA-C	-5.10	100.36	113.10
1	E	877	ARG	NE-CZ-NH1	-5.10	117.75	120.30
1	A	1307	VAL	CB-CA-C	-5.10	101.72	111.40
1	E	386	GLY	N-CA-C	-5.10	100.36	113.10
1	A	384	ARG	NE-CZ-NH2	-5.09	117.75	120.30
1	A	877	ARG	NE-CZ-NH1	-5.09	117.75	120.30
1	C	386	GLY	N-CA-C	-5.09	100.37	113.10
1	D	861	GLY	N-CA-C	-5.09	100.37	113.10
2	G	188	TYR	CA-CB-CG	5.09	123.07	113.40
2	J	188	TYR	CA-CB-CG	5.09	123.07	113.40
2	H	188	TYR	CA-CB-CG	5.09	123.06	113.40
2	L	188	TYR	CA-CB-CG	5.09	123.06	113.40
1	E	1307	VAL	CB-CA-C	-5.08	101.75	111.40
1	A	37	ASP	CB-CG-OD2	5.08	122.87	118.30
1	A	641	SER	N-CA-C	-5.08	97.29	111.00
1	C	957	ARG	NE-CZ-NH2	5.08	122.84	120.30
1	E	37	ASP	CB-CG-OD2	5.08	122.87	118.30

*Continued on next page...*

*Continued from previous page...*

Mol	Chain	Res	Type	Atoms	Z	Observed(°)	Ideal(°)
1	C	641	SER	N-CA-C	-5.07	97.30	111.00
1	E	641	SER	N-CA-C	-5.07	97.31	111.00
1	E	661	VAL	N-CA-C	-5.07	97.32	111.00
1	A	785	GLY	N-CA-C	5.06	125.75	113.10
1	A	661	VAL	N-CA-C	-5.06	97.34	111.00
1	C	785	GLY	N-CA-C	5.06	125.74	113.10
1	E	825	LEU	CB-CG-CD2	5.06	119.60	111.00
1	C	661	VAL	N-CA-C	-5.06	97.35	111.00
1	C	738	HIS	CB-CA-C	-5.06	100.29	110.40
1	E	785	GLY	N-CA-C	5.05	125.74	113.10
1	F	1398	ASP	CB-CG-OD2	5.05	122.85	118.30
1	E	957	ARG	NE-CZ-NH2	5.05	122.83	120.30
1	A	738	HIS	CB-CA-C	-5.05	100.30	110.40
1	C	529	LEU	CA-CB-CG	-5.05	103.68	115.30
1	E	738	HIS	CB-CA-C	-5.05	100.30	110.40
1	A	825	LEU	CB-CG-CD2	5.05	119.58	111.00
1	E	1173	ARG	N-CA-C	-5.05	97.38	111.00
1	C	384	ARG	NE-CZ-NH2	-5.04	117.78	120.30
1	E	529	LEU	CA-CB-CG	-5.04	103.70	115.30
1	A	529	LEU	CA-CB-CG	-5.04	103.71	115.30
1	C	1173	ARG	N-CA-C	-5.04	97.39	111.00
1	C	395	LEU	CB-CG-CD1	-5.04	102.43	111.00
1	C	825	LEU	CB-CG-CD2	5.04	119.57	111.00
1	A	1173	ARG	N-CA-C	-5.04	97.39	111.00
1	F	1057	THR	CA-CB-CG2	-5.04	105.35	112.40
1	B	672	GLN	N-CA-C	-5.04	97.40	111.00
1	D	1398	ASP	CB-CG-OD2	5.04	122.83	118.30
1	B	1057	THR	CA-CB-CG2	-5.03	105.35	112.40
1	F	672	GLN	N-CA-C	-5.03	97.41	111.00
1	A	395	LEU	CB-CG-CD1	-5.03	102.44	111.00
1	A	485	ILE	CG1-CB-CG2	-5.03	100.33	111.40
1	E	485	ILE	CG1-CB-CG2	-5.03	100.33	111.40
1	D	1057	THR	CA-CB-CG2	-5.03	105.36	112.40
1	A	391	ILE	N-CA-C	-5.02	97.43	111.00
1	C	485	ILE	CG1-CB-CG2	-5.02	100.35	111.40
1	D	672	GLN	N-CA-C	-5.02	97.44	111.00
1	C	391	ILE	N-CA-C	-5.02	97.44	111.00
1	F	522	LEU	CB-CG-CD1	-5.02	102.47	111.00
1	A	957	ARG	NE-CZ-NH2	5.02	122.81	120.30
1	B	1398	ASP	CB-CG-OD2	5.02	122.82	118.30
1	E	391	ILE	N-CA-C	-5.02	97.45	111.00
1	E	395	LEU	CB-CG-CD1	-5.02	102.47	111.00

*Continued on next page...*

*Continued from previous page...*

Mol	Chain	Res	Type	Atoms	Z	Observed(°)	Ideal(°)
1	A	487	VAL	CB-CA-C	-5.02	101.87	111.40
1	E	487	VAL	CB-CA-C	-5.01	101.88	111.40
1	C	487	VAL	CB-CA-C	-5.01	101.88	111.40
1	C	1110	SER	N-CA-CB	-5.01	102.99	110.50
1	F	89	CYS	CA-CB-SG	-5.00	104.99	114.00
1	B	522	LEU	CB-CG-CD1	-5.00	102.50	111.00
1	F	1168	LEU	CB-CA-C	-5.00	100.70	110.20

All (3) chirality outliers are listed below:

Mol	Chain	Res	Type	Atom
1	A	915	PHE	CA
1	C	915	PHE	CA
1	E	915	PHE	CA

All (201) planarity outliers are listed below:

Mol	Chain	Res	Type	Group
1	A	1002	SER	Mainchain
1	A	1171	VAL	Peptide
1	A	325	GLU	Mainchain
1	B	1168	LEU	Mainchain
1	B	725	PHE	Mainchain
1	C	1002	SER	Mainchain
1	C	1171	VAL	Peptide
1	C	325	GLU	Mainchain
1	D	1168	LEU	Mainchain
1	D	725	PHE	Mainchain
1	E	1002	SER	Mainchain
1	E	1171	VAL	Peptide
1	E	325	GLU	Mainchain
1	F	1168	LEU	Mainchain
1	F	725	PHE	Mainchain
2	G	102	ARG	Sidechain
2	G	140	ARG	Sidechain
2	G	144	ARG	Sidechain
2	G	167	ARG	Sidechain
2	G	178	ARG	Sidechain
2	G	181	ARG	Sidechain
2	G	202	ARG	Sidechain
2	G	203	ARG	Sidechain
2	G	222	ARG	Sidechain

*Continued on next page...*

*Continued from previous page...*

<b>Mol</b>	<b>Chain</b>	<b>Res</b>	<b>Type</b>	<b>Group</b>
2	G	230	ARG	Sidechain
2	G	231	ARG	Sidechain
2	G	246	ARG	Sidechain
2	G	306	ARG	Sidechain
2	G	310	ARG	Sidechain
2	G	321	ARG	Sidechain
2	G	322	ARG	Sidechain
2	G	324	ARG	Sidechain
2	G	332	ARG	Sidechain
2	G	34	ARG	Sidechain
2	G	363	ARG	Sidechain
2	G	366	ARG	Sidechain
2	G	377	ARG	Sidechain
2	G	39	ARG	Sidechain
2	G	419	ARG	Sidechain
2	G	428	ARG	Sidechain
2	G	445	ARG	Sidechain
2	G	455	ARG	Sidechain
2	G	458	ARG	Sidechain
2	G	46	ARG	Sidechain
2	G	76	ARG	Sidechain
2	G	96	ARG	Sidechain
2	H	102	ARG	Sidechain
2	H	140	ARG	Sidechain
2	H	144	ARG	Sidechain
2	H	167	ARG	Sidechain
2	H	178	ARG	Sidechain
2	H	181	ARG	Sidechain
2	H	202	ARG	Sidechain
2	H	203	ARG	Sidechain
2	H	222	ARG	Sidechain
2	H	230	ARG	Sidechain
2	H	231	ARG	Sidechain
2	H	246	ARG	Sidechain
2	H	306	ARG	Sidechain
2	H	310	ARG	Sidechain
2	H	321	ARG	Sidechain
2	H	322	ARG	Sidechain
2	H	324	ARG	Sidechain
2	H	332	ARG	Sidechain
2	H	34	ARG	Sidechain
2	H	363	ARG	Sidechain

*Continued on next page...*

*Continued from previous page...*

<b>Mol</b>	<b>Chain</b>	<b>Res</b>	<b>Type</b>	<b>Group</b>
2	H	366	ARG	Sidechain
2	H	377	ARG	Sidechain
2	H	39	ARG	Sidechain
2	H	419	ARG	Sidechain
2	H	428	ARG	Sidechain
2	H	445	ARG	Sidechain
2	H	455	ARG	Sidechain
2	H	458	ARG	Sidechain
2	H	46	ARG	Sidechain
2	H	76	ARG	Sidechain
2	H	96	ARG	Sidechain
2	I	102	ARG	Sidechain
2	I	140	ARG	Sidechain
2	I	144	ARG	Sidechain
2	I	167	ARG	Sidechain
2	I	178	ARG	Sidechain
2	I	181	ARG	Sidechain
2	I	202	ARG	Sidechain
2	I	203	ARG	Sidechain
2	I	222	ARG	Sidechain
2	I	230	ARG	Sidechain
2	I	231	ARG	Sidechain
2	I	246	ARG	Sidechain
2	I	306	ARG	Sidechain
2	I	310	ARG	Sidechain
2	I	321	ARG	Sidechain
2	I	322	ARG	Sidechain
2	I	324	ARG	Sidechain
2	I	332	ARG	Sidechain
2	I	34	ARG	Sidechain
2	I	363	ARG	Sidechain
2	I	366	ARG	Sidechain
2	I	377	ARG	Sidechain
2	I	39	ARG	Sidechain
2	I	419	ARG	Sidechain
2	I	428	ARG	Sidechain
2	I	445	ARG	Sidechain
2	I	455	ARG	Sidechain
2	I	458	ARG	Sidechain
2	I	46	ARG	Sidechain
2	I	76	ARG	Sidechain
2	I	96	ARG	Sidechain

*Continued on next page...*

*Continued from previous page...*

<b>Mol</b>	<b>Chain</b>	<b>Res</b>	<b>Type</b>	<b>Group</b>
2	J	102	ARG	Sidechain
2	J	140	ARG	Sidechain
2	J	144	ARG	Sidechain
2	J	167	ARG	Sidechain
2	J	178	ARG	Sidechain
2	J	181	ARG	Sidechain
2	J	202	ARG	Sidechain
2	J	203	ARG	Sidechain
2	J	222	ARG	Sidechain
2	J	230	ARG	Sidechain
2	J	231	ARG	Sidechain
2	J	246	ARG	Sidechain
2	J	306	ARG	Sidechain
2	J	310	ARG	Sidechain
2	J	321	ARG	Sidechain
2	J	322	ARG	Sidechain
2	J	324	ARG	Sidechain
2	J	332	ARG	Sidechain
2	J	34	ARG	Sidechain
2	J	363	ARG	Sidechain
2	J	366	ARG	Sidechain
2	J	377	ARG	Sidechain
2	J	39	ARG	Sidechain
2	J	419	ARG	Sidechain
2	J	428	ARG	Sidechain
2	J	445	ARG	Sidechain
2	J	455	ARG	Sidechain
2	J	458	ARG	Sidechain
2	J	46	ARG	Sidechain
2	J	76	ARG	Sidechain
2	J	96	ARG	Sidechain
2	K	102	ARG	Sidechain
2	K	140	ARG	Sidechain
2	K	144	ARG	Sidechain
2	K	167	ARG	Sidechain
2	K	178	ARG	Sidechain
2	K	181	ARG	Sidechain
2	K	202	ARG	Sidechain
2	K	203	ARG	Sidechain
2	K	222	ARG	Sidechain
2	K	230	ARG	Sidechain
2	K	231	ARG	Sidechain

*Continued on next page...*



*Continued from previous page...*

<b>Mol</b>	<b>Chain</b>	<b>Res</b>	<b>Type</b>	<b>Group</b>
2	K	246	ARG	Sidechain
2	K	306	ARG	Sidechain
2	K	310	ARG	Sidechain
2	K	321	ARG	Sidechain
2	K	322	ARG	Sidechain
2	K	324	ARG	Sidechain
2	K	332	ARG	Sidechain
2	K	34	ARG	Sidechain
2	K	363	ARG	Sidechain
2	K	366	ARG	Sidechain
2	K	377	ARG	Sidechain
2	K	39	ARG	Sidechain
2	K	419	ARG	Sidechain
2	K	428	ARG	Sidechain
2	K	445	ARG	Sidechain
2	K	455	ARG	Sidechain
2	K	458	ARG	Sidechain
2	K	46	ARG	Sidechain
2	K	76	ARG	Sidechain
2	K	96	ARG	Sidechain
2	L	102	ARG	Sidechain
2	L	140	ARG	Sidechain
2	L	144	ARG	Sidechain
2	L	167	ARG	Sidechain
2	L	178	ARG	Sidechain
2	L	181	ARG	Sidechain
2	L	202	ARG	Sidechain
2	L	203	ARG	Sidechain
2	L	222	ARG	Sidechain
2	L	230	ARG	Sidechain
2	L	231	ARG	Sidechain
2	L	246	ARG	Sidechain
2	L	306	ARG	Sidechain
2	L	310	ARG	Sidechain
2	L	321	ARG	Sidechain
2	L	322	ARG	Sidechain
2	L	324	ARG	Sidechain
2	L	332	ARG	Sidechain
2	L	34	ARG	Sidechain
2	L	363	ARG	Sidechain
2	L	366	ARG	Sidechain
2	L	377	ARG	Sidechain

*Continued on next page...*

*Continued from previous page...*

Mol	Chain	Res	Type	Group
2	L	39	ARG	Sidechain
2	L	419	ARG	Sidechain
2	L	428	ARG	Sidechain
2	L	445	ARG	Sidechain
2	L	455	ARG	Sidechain
2	L	458	ARG	Sidechain
2	L	46	ARG	Sidechain
2	L	76	ARG	Sidechain
2	L	96	ARG	Sidechain

## 5.2 Too-close contacts [i](#)

In the following table, the Non-H and H(model) columns list the number of non-hydrogen atoms and hydrogen atoms in the chain respectively. The H(added) column lists the number of hydrogen atoms added and optimized by MolProbity. The Clashes column lists the number of clashes within the asymmetric unit, whereas Symm-Clashes lists symmetry-related clashes.

Mol	Chain	Non-H	H(model)	H(added)	Clashes	Symm-Clashes
1	A	11337	0	11347	1766	0
1	B	11337	0	11350	1542	0
1	C	11337	0	11347	1762	0
1	D	11337	0	11350	1536	0
1	E	11337	0	11347	1774	0
1	F	11337	0	11350	1543	0
2	G	3468	0	3397	1086	0
2	H	3468	0	3397	1079	0
2	I	3468	0	3397	1089	0
2	J	3468	0	3399	1075	0
2	K	3468	0	3399	1080	0
2	L	3468	0	3399	1078	0
3	A	11	0	10	3	0
3	B	11	0	10	0	0
3	C	11	0	10	3	0
3	D	11	0	10	0	0
3	E	11	0	10	3	0
3	F	11	0	10	1	0
4	A	31	0	19	4	0
4	B	31	0	19	7	0
4	C	31	0	19	3	0
4	D	31	0	19	7	0
4	E	31	0	19	4	0
4	F	31	0	19	6	0

*Continued on next page...*

Continued from previous page...

Mol	Chain	Non-H	H(model)	H(added)	Clashes	Symm-Clashes
5	A	10	0	4	0	0
5	B	10	0	4	2	0
5	C	10	0	4	0	0
5	D	10	0	4	2	0
5	E	10	0	4	0	0
5	F	10	0	4	1	0
6	A	7	0	0	3	0
6	B	7	0	0	3	0
6	C	7	0	0	3	0
6	D	7	0	0	3	0
6	E	7	0	0	6	0
6	F	7	0	0	3	0
7	G	16	0	0	2	0
7	H	16	0	0	2	0
7	I	16	0	0	2	0
7	J	16	0	0	2	0
7	K	16	0	0	2	0
7	L	16	0	0	2	0
8	G	53	0	31	18	0
8	H	53	0	31	18	0
8	I	53	0	31	18	0
8	J	53	0	31	18	0
8	K	53	0	31	18	0
8	L	53	0	31	17	0
All	All	89598	0	88863	15415	0

The all-atom clashscore is defined as the number of clashes found per 1000 atoms (including hydrogen atoms). The all-atom clashscore for this structure is 86.

All (15415) close contacts within the same asymmetric unit are listed below, sorted by their clash magnitude.

Atom-1	Atom-2	Interatomic distance (Å)	Clash overlap (Å)
1:B:1263:HIS:CE1	1:D:900:GLY:CA	1.77	1.66
1:A:782:ARG:CG	2:J:53:PRO:HD2	1.19	1.65
1:E:782:ARG:CG	2:L:53:PRO:HD2	1.19	1.64
1:F:182:MET:CE	1:F:217:PRO:HB2	1.30	1.61
1:A:902:ASN:HB2	1:C:1227:GLU:CG	1.13	1.61
1:C:782:ARG:CG	2:K:53:PRO:HD2	1.19	1.61
1:E:782:ARG:HG2	2:L:53:PRO:CD	1.14	1.61
1:D:182:MET:HE3	1:D:217:PRO:CB	1.27	1.60
1:D:1263:HIS:CE1	1:F:900:GLY:CA	1.77	1.60

Continued on next page...

*Continued from previous page...*

Atom-1	Atom-2	Interatomic distance (Å)	Clash overlap (Å)
1:A:182:MET:HE3	1:A:217:PRO:CB	1.28	1.60
1:F:182:MET:HE3	1:F:217:PRO:CB	1.18	1.60
1:D:182:MET:CE	1:D:217:PRO:HB2	1.30	1.59
1:A:902:ASN:CB	1:C:1227:GLU:HG2	1.27	1.59
1:F:1449:ARG:HH11	1:F:1449:ARG:CB	0.97	1.58
1:A:1227:GLU:HG2	1:E:902:ASN:CB	1.27	1.58
1:B:900:GLY:CA	1:F:1263:HIS:CE1	1.77	1.57
1:A:782:ARG:HG2	2:J:53:PRO:CD	1.14	1.56
1:B:1449:ARG:HH11	1:B:1449:ARG:CB	0.97	1.56
1:D:1449:ARG:HH11	1:D:1449:ARG:CB	0.97	1.56
1:D:1263:HIS:CE1	1:F:900:GLY:HA3	1.07	1.55
1:B:900:GLY:HA3	1:F:1263:HIS:CE1	1.07	1.55
1:B:1263:HIS:CE1	1:D:900:GLY:HA3	1.07	1.55
1:C:782:ARG:HG2	2:K:53:PRO:CD	1.14	1.55
1:C:182:MET:HE3	1:C:217:PRO:CB	1.33	1.54
1:C:902:ASN:HB2	1:E:1227:GLU:CG	1.13	1.54
1:C:902:ASN:CB	1:E:1227:GLU:HG2	1.27	1.54
1:B:182:MET:CE	1:B:217:PRO:HB2	1.30	1.54
1:A:1227:GLU:CG	1:E:902:ASN:HB2	1.13	1.54
1:E:182:MET:HE3	1:E:217:PRO:CB	1.34	1.53
1:A:1227:GLU:CG	1:E:902:ASN:CB	1.80	1.53
1:B:182:MET:HE3	1:B:217:PRO:CB	1.29	1.52
1:A:1438:ARG:CG	2:L:376:GLY:HA2	1.24	1.52
1:A:1227:GLU:CD	1:E:902:ASN:HB3	1.28	1.51
1:E:1449:ARG:HB2	1:E:1449:ARG:NH1	1.18	1.48
1:C:1438:ARG:CG	2:J:376:GLY:CA	1.84	1.47
1:D:1289:MET:SD	1:D:1289:MET:CE	2.02	1.47
1:F:1289:MET:SD	1:F:1289:MET:CE	2.02	1.47
1:C:182:MET:CE	1:C:217:PRO:HB2	1.45	1.46
1:C:1438:ARG:CG	2:J:376:GLY:HA2	1.24	1.46
1:F:782:ARG:CG	2:I:53:PRO:HD2	1.23	1.46
1:A:182:MET:CE	1:A:217:PRO:HB2	1.45	1.46
1:B:1289:MET:SD	1:B:1289:MET:CE	2.02	1.46
1:C:902:ASN:HB3	1:E:1227:GLU:CD	1.28	1.45
1:D:782:ARG:CG	2:H:53:PRO:HD2	1.23	1.45
1:A:1449:ARG:HB2	1:A:1449:ARG:NH1	1.18	1.45
1:A:902:ASN:HB3	1:C:1227:GLU:CD	1.28	1.44
1:E:522:LEU:HD21	1:E:705:LEU:CD2	1.48	1.44
1:A:902:ASN:CB	1:C:1227:GLU:CG	1.80	1.44
1:A:1449:ARG:HH11	1:A:1449:ARG:CB	1.31	1.44
1:E:1449:ARG:HH11	1:E:1449:ARG:CB	1.31	1.43

*Continued on next page...*

*Continued from previous page...*

Atom-1	Atom-2	Interatomic distance (Å)	Clash overlap (Å)
1:C:522:LEU:HD21	1:C:705:LEU:CD2	1.48	1.43
1:C:902:ASN:CB	1:E:1227:GLU:CG	1.80	1.43
1:A:522:LEU:HD21	1:A:705:LEU:CD2	1.48	1.42
1:C:1449:ARG:HB2	1:C:1449:ARG:NH1	1.18	1.42
1:C:1449:ARG:HH11	1:C:1449:ARG:CB	1.31	1.42
1:A:253:HIS:ND1	1:A:254:PRO:HD2	1.17	1.42
1:A:782:ARG:CG	2:J:52:VAL:HA	1.27	1.41
1:E:182:MET:CE	1:E:217:PRO:HB2	1.45	1.41
1:F:782:ARG:HG2	2:I:53:PRO:CD	0.94	1.41
1:A:825:LEU:CD1	1:A:1186:ARG:HH12	1.31	1.41
1:B:782:ARG:CG	2:G:53:PRO:HD2	1.23	1.41
1:E:253:HIS:ND1	1:E:254:PRO:HD2	1.17	1.41
1:E:1438:ARG:CG	2:K:376:GLY:CA	1.84	1.41
1:E:825:LEU:CD1	1:E:1186:ARG:HH12	1.31	1.41
1:D:782:ARG:HG2	2:H:53:PRO:CD	0.93	1.40
1:C:825:LEU:CD1	1:C:1186:ARG:HH12	1.31	1.40
1:C:900:GLY:HA3	1:E:1263:HIS:NE2	1.35	1.40
1:C:253:HIS:ND1	1:C:254:PRO:HD2	1.17	1.40
1:C:782:ARG:HG3	2:K:52:VAL:CA	1.09	1.40
1:B:782:ARG:HG2	2:G:53:PRO:CD	0.94	1.39
1:A:900:GLY:HA3	1:C:1263:HIS:NE2	1.35	1.39
1:A:1438:ARG:CG	2:L:376:GLY:CA	1.84	1.39
1:E:1438:ARG:CG	2:K:376:GLY:HA2	1.24	1.39
1:E:782:ARG:HG3	2:L:52:VAL:CA	1.09	1.39
1:C:825:LEU:HD13	1:C:1186:ARG:NH1	1.35	1.38
1:A:1263:HIS:NE2	1:E:900:GLY:HA3	1.35	1.38
1:E:782:ARG:CG	2:L:52:VAL:HA	1.27	1.38
1:D:182:MET:CE	1:D:217:PRO:CB	1.89	1.38
1:E:505:GLN:NE2	1:E:1001:VAL:H	1.23	1.37
1:A:505:GLN:NE2	1:A:1001:VAL:H	1.23	1.37
1:C:505:GLN:NE2	1:C:1001:VAL:H	1.23	1.36
1:A:825:LEU:HD13	1:A:1186:ARG:NH1	1.35	1.36
1:E:825:LEU:HD13	1:E:1186:ARG:NH1	1.35	1.35
1:A:782:ARG:HG3	2:J:52:VAL:CA	1.09	1.35
1:F:182:MET:CE	1:F:217:PRO:CB	1.89	1.34
1:E:782:ARG:CG	2:L:52:VAL:CA	1.86	1.34
1:F:777:GLY:HA2	2:I:52:VAL:CG1	1.58	1.34
1:F:1104:MET:O	2:I:54:PHE:HZ	1.09	1.34
1:F:253:HIS:CG	1:F:254:PRO:HD2	1.62	1.33
1:B:253:HIS:CG	1:B:254:PRO:HD2	1.62	1.33
1:A:290:THR:CG2	1:A:292:PRO:HD2	1.58	1.33

*Continued on next page...*

*Continued from previous page...*

Atom-1	Atom-2	Interatomic distance (Å)	Clash overlap (Å)
1:D:253:HIS:CG	1:D:254:PRO:HD2	1.62	1.33
1:D:430:VAL:HG13	1:D:554:GLU:CB	1.58	1.33
1:B:1104:MET:O	2:G:54:PHE:HZ	1.09	1.33
1:C:290:THR:CG2	1:C:292:PRO:HD2	1.58	1.33
1:B:182:MET:CE	1:B:217:PRO:CB	1.89	1.32
1:B:777:GLY:HA2	2:G:52:VAL:CG1	1.58	1.32
1:A:782:ARG:HG3	2:J:52:VAL:C	1.49	1.32
1:F:430:VAL:HG13	1:F:554:GLU:CB	1.59	1.32
1:B:900:GLY:O	1:F:1227:GLU:C	1.68	1.32
1:B:782:ARG:C	2:G:57:VAL:HG23	1.50	1.31
1:F:782:ARG:C	2:I:57:VAL:HG23	1.50	1.31
1:C:782:ARG:HG3	2:K:52:VAL:C	1.49	1.31
1:D:777:GLY:HA2	2:H:52:VAL:CG1	1.58	1.31
1:E:1104:MET:O	2:L:54:PHE:HZ	1.10	1.31
1:B:430:VAL:HG13	1:B:554:GLU:CB	1.59	1.31
1:E:290:THR:CG2	1:E:292:PRO:HD2	1.58	1.31
1:B:780:ARG:NH1	2:G:50:CYS:SG	2.04	1.30
1:C:1438:ARG:CB	2:J:376:GLY:N	1.75	1.30
1:D:782:ARG:C	2:H:57:VAL:HG23	1.50	1.30
1:E:780:ARG:NH1	2:L:50:CYS:SG	2.04	1.30
1:B:825:LEU:HD13	1:B:1186:ARG:NH1	1.46	1.30
1:C:253:HIS:ND1	1:C:254:PRO:CD	1.94	1.30
1:C:780:ARG:NH1	2:K:50:CYS:SG	2.04	1.30
1:D:780:ARG:NH1	2:H:50:CYS:SG	2.04	1.30
1:A:253:HIS:ND1	1:A:254:PRO:CD	1.94	1.29
1:E:782:ARG:HG3	2:L:52:VAL:C	1.49	1.29
1:A:1438:ARG:CB	2:L:376:GLY:N	1.75	1.29
1:B:182:MET:HE3	1:B:217:PRO:CA	1.63	1.29
1:B:782:ARG:CZ	2:G:51:GLY:HA2	1.08	1.29
1:B:1227:GLU:C	1:D:900:GLY:O	1.68	1.29
1:D:1263:HIS:NE2	1:F:900:GLY:HA3	1.48	1.29
1:A:780:ARG:NH1	2:J:50:CYS:SG	2.04	1.29
1:C:253:HIS:CG	1:C:254:PRO:HD2	1.67	1.29
1:B:1263:HIS:NE2	1:D:900:GLY:HA3	1.48	1.29
1:F:825:LEU:CD1	1:F:1186:ARG:HH12	1.46	1.29
1:B:900:GLY:N	1:F:1263:HIS:HE1	1.30	1.29
1:B:1263:HIS:HE1	1:D:900:GLY:N	1.30	1.29
1:E:253:HIS:CG	1:E:254:PRO:HD2	1.67	1.29
1:A:253:HIS:CG	1:A:254:PRO:HD2	1.67	1.28
1:A:1438:ARG:HG3	2:L:376:GLY:CA	1.52	1.28
1:C:1104:MET:O	2:K:54:PHE:HZ	1.10	1.28

*Continued on next page...*

*Continued from previous page...*

Atom-1	Atom-2	Interatomic distance (Å)	Clash overlap (Å)
1:D:825:LEU:HD13	1:D:1186:ARG:NH1	1.46	1.28
1:D:825:LEU:CD1	1:D:1186:ARG:HH12	1.46	1.28
1:D:1227:GLU:C	1:F:900:GLY:O	1.68	1.28
1:E:253:HIS:ND1	1:E:254:PRO:CD	1.94	1.28
1:A:900:GLY:CA	1:C:1263:HIS:NE2	1.96	1.28
1:D:1104:MET:O	2:H:54:PHE:HZ	1.09	1.28
1:D:1263:HIS:HE1	1:F:900:GLY:N	1.30	1.28
1:B:825:LEU:CD1	1:B:1186:ARG:HH12	1.46	1.27
1:F:780:ARG:NH1	2:I:50:CYS:SG	2.04	1.27
1:C:900:GLY:CA	1:E:1263:HIS:NE2	1.96	1.27
1:F:825:LEU:HD13	1:F:1186:ARG:NH1	1.46	1.27
1:A:902:ASN:CB	1:C:1227:GLU:CD	1.93	1.27
1:A:1263:HIS:CE1	1:E:900:GLY:CA	2.17	1.27
1:D:182:MET:HE3	1:D:217:PRO:CA	1.63	1.27
1:C:430:VAL:HG13	1:C:554:GLU:CB	1.64	1.27
1:C:875:MET:HE1	1:C:1139:PHE:CE2	1.68	1.27
1:A:430:VAL:HG13	1:A:554:GLU:CB	1.64	1.27
1:F:182:MET:HE3	1:F:217:PRO:CA	1.65	1.26
1:F:782:ARG:HB3	2:I:56:GLN:NE2	1.50	1.26
1:A:900:GLY:CA	1:C:1263:HIS:CE1	2.17	1.26
1:A:1104:MET:O	2:J:54:PHE:HZ	1.10	1.26
1:A:1263:HIS:NE2	1:E:900:GLY:CA	1.96	1.26
1:E:430:VAL:HG13	1:E:554:GLU:CB	1.64	1.26
1:E:782:ARG:HB3	2:L:56:GLN:NE2	1.49	1.26
1:C:777:GLY:HA2	2:K:52:VAL:CG1	1.65	1.26
1:F:1449:ARG:HB2	1:F:1449:ARG:NH1	0.93	1.26
1:B:729:GLY:O	1:B:748:GLY:HA3	1.31	1.26
1:C:782:ARG:CG	2:K:52:VAL:CA	1.86	1.26
1:C:782:ARG:HB3	2:K:56:GLN:NE2	1.49	1.26
1:C:1438:ARG:HG3	2:J:376:GLY:CA	1.52	1.26
1:D:729:GLY:O	1:D:748:GLY:HA3	1.31	1.26
1:D:782:ARG:HB3	2:H:56:GLN:NE2	1.50	1.26
1:C:900:GLY:CA	1:E:1263:HIS:CE1	2.17	1.26
1:D:1449:ARG:NH1	1:D:1449:ARG:HB2	0.93	1.25
1:A:777:GLY:HA2	2:J:52:VAL:CG1	1.65	1.25
1:A:782:ARG:HB3	2:J:56:GLN:NE2	1.49	1.25
1:B:900:GLY:HA3	1:F:1263:HIS:NE2	1.48	1.25
1:F:783:LYS:CA	2:I:57:VAL:CG2	2.15	1.25
1:A:375:ASP:OD2	1:A:377:THR:HB	1.35	1.25
1:F:729:GLY:O	1:F:748:GLY:HA3	1.31	1.25
1:B:1228:LYS:N	1:D:900:GLY:O	1.71	1.24

*Continued on next page...*

*Continued from previous page...*

Atom-1	Atom-2	Interatomic distance (Å)	Clash overlap (Å)
1:E:777:GLY:HA2	2:L:52:VAL:CG1	1.65	1.24
1:E:1438:ARG:HG3	2:K:376:GLY:CA	1.52	1.24
1:C:902:ASN:CB	1:E:1227:GLU:CD	1.93	1.24
1:B:783:LYS:CA	2:G:57:VAL:CG2	2.15	1.24
1:B:1449:ARG:NH1	1:B:1449:ARG:HB2	0.93	1.24
1:E:375:ASP:OD2	1:E:377:THR:HB	1.35	1.24
1:D:783:LYS:CA	2:H:57:VAL:CG2	2.15	1.23
1:F:452:GLN:HE21	1:F:764:THR:CG2	1.51	1.23
1:B:900:GLY:O	1:F:1228:LYS:N	1.71	1.23
1:B:452:GLN:HE21	1:B:764:THR:CG2	1.51	1.23
1:E:875:MET:CE	1:E:1139:PHE:CE2	2.22	1.23
1:D:782:ARG:CZ	2:H:51:GLY:HA2	1.08	1.23
1:D:1228:LYS:N	1:F:900:GLY:O	1.70	1.23
1:B:782:ARG:HB3	2:G:56:GLN:NE2	1.50	1.22
1:A:875:MET:CE	1:A:1139:PHE:CE2	2.22	1.22
1:D:452:GLN:HE21	1:D:764:THR:CG2	1.51	1.22
1:C:782:ARG:CG	2:K:52:VAL:HA	1.27	1.22
1:F:781:PHE:C	2:I:52:VAL:HB	1.38	1.21
1:F:783:LYS:HA	2:I:57:VAL:CG2	1.69	1.21
1:A:1227:GLU:CD	1:E:902:ASN:CB	1.93	1.21
1:C:375:ASP:OD2	1:C:377:THR:HB	1.35	1.21
1:C:875:MET:CE	1:C:1139:PHE:CE2	2.22	1.21
1:D:1047:MET:HG2	1:D:1186:ARG:CZ	1.69	1.21
1:F:782:ARG:CZ	2:I:51:GLY:HA2	1.08	1.21
1:A:875:MET:HE1	1:A:1139:PHE:CE2	1.76	1.20
1:E:875:MET:HE1	1:E:1139:PHE:CE2	1.75	1.20
1:F:746:ILE:CG2	1:F:1182:ASP:H	1.54	1.20
2:H:259:VAL:HG21	2:H:264:TYR:HB2	1.21	1.20
1:B:746:ILE:CG2	1:B:1182:ASP:H	1.54	1.20
1:B:1047:MET:HG2	1:B:1186:ARG:CZ	1.69	1.20
1:E:782:ARG:CD	2:L:53:PRO:CD	2.20	1.20
1:F:1047:MET:HG2	1:F:1186:ARG:CZ	1.69	1.20
1:F:782:ARG:NH2	2:I:51:GLY:C	1.88	1.20
1:E:1438:ARG:CB	2:K:376:GLY:N	1.75	1.20
1:A:782:ARG:C	2:J:57:VAL:HG23	1.62	1.20
1:B:783:LYS:HA	2:G:57:VAL:CG2	1.69	1.20
1:C:782:ARG:CD	2:K:53:PRO:CD	2.20	1.20
2:G:152:VAL:HG13	2:G:175:VAL:HA	1.24	1.19
2:K:259:VAL:HG21	2:K:264:TYR:HB2	1.21	1.19
1:A:59:VAL:HG21	1:A:105:TYR:CD2	1.77	1.19
1:C:59:VAL:HG21	1:C:105:TYR:CD2	1.77	1.19

*Continued on next page...*



*Continued from previous page...*

Atom-1	Atom-2	Interatomic distance (Å)	Clash overlap (Å)
1:C:782:ARG:C	2:K:57:VAL:HG23	1.62	1.19
1:D:1047:MET:SD	1:D:1186:ARG:NH2	2.16	1.19
1:B:1047:MET:SD	1:B:1186:ARG:NH2	2.16	1.18
1:D:783:LYS:HA	2:H:57:VAL:CG2	1.69	1.18
1:E:782:ARG:C	2:L:57:VAL:HG23	1.62	1.18
1:D:253:HIS:ND1	1:D:254:PRO:HD2	1.57	1.18
1:D:746:ILE:CG2	1:D:1182:ASP:H	1.54	1.18
1:A:782:ARG:CD	2:J:53:PRO:CD	2.20	1.18
1:A:783:LYS:CA	2:J:57:VAL:HG22	1.64	1.17
1:C:900:GLY:N	1:E:1263:HIS:CE1	2.12	1.17
1:E:59:VAL:HG21	1:E:105:TYR:CD2	1.77	1.17
1:E:515:ARG:HD2	1:E:1367:TYR:CE1	1.80	1.17
2:K:244:LYS:HD2	2:K:404:GLU:HB3	1.26	1.17
1:F:253:HIS:ND1	1:F:254:PRO:HD2	1.57	1.17
1:E:1111:ASN:OD1	1:E:1119:VAL:HG23	1.44	1.17
1:B:253:HIS:ND1	1:B:254:PRO:HD2	1.57	1.17
1:D:783:LYS:CA	2:H:57:VAL:HG22	1.60	1.17
1:F:783:LYS:N	2:I:57:VAL:HG23	1.59	1.17
1:A:900:GLY:N	1:C:1263:HIS:CE1	2.13	1.17
1:B:781:PHE:C	2:G:52:VAL:HB	1.38	1.17
1:B:1401:LEU:HD12	1:B:1401:LEU:O	1.45	1.17
1:A:1263:HIS:CE1	1:E:900:GLY:N	2.13	1.16
1:B:1104:MET:O	2:G:54:PHE:CZ	1.97	1.16
1:C:515:ARG:HD2	1:C:1367:TYR:CE1	1.80	1.16
1:C:746:ILE:CG2	1:C:1182:ASP:H	1.58	1.16
1:F:1047:MET:SD	1:F:1186:ARG:NH2	2.16	1.16
1:A:1104:MET:O	2:J:54:PHE:CZ	1.98	1.16
1:D:1111:ASN:OD1	1:D:1119:VAL:HG23	1.45	1.16
1:F:1401:LEU:HD12	1:F:1401:LEU:O	1.45	1.16
2:J:259:VAL:HG21	2:J:264:TYR:HB2	1.21	1.16
2:J:319:LEU:HD11	2:J:369:LEU:HD21	1.26	1.16
1:D:783:LYS:N	2:H:57:VAL:HG23	1.59	1.16
1:E:825:LEU:CD1	1:E:1186:ARG:NH1	1.98	1.16
1:F:1104:MET:O	2:I:54:PHE:CZ	1.97	1.16
2:J:244:LYS:HD2	2:J:404:GLU:HB3	1.26	1.16
1:A:746:ILE:CG2	1:A:1182:ASP:H	1.58	1.16
1:C:783:LYS:CA	2:K:57:VAL:HG22	1.64	1.16
1:E:1104:MET:O	2:L:54:PHE:CZ	1.98	1.16
1:A:515:ARG:HD2	1:A:1367:TYR:CE1	1.80	1.16
1:B:1111:ASN:OD1	1:B:1119:VAL:HG23	1.45	1.16
1:E:746:ILE:CG2	1:E:1182:ASP:H	1.58	1.16

*Continued on next page...*

*Continued from previous page...*

Atom-1	Atom-2	Interatomic distance (Å)	Clash overlap (Å)
2:I:319:LEU:HD11	2:I:369:LEU:HD21	1.26	1.16
1:D:1401:LEU:O	1:D:1401:LEU:HD12	1.45	1.15
1:E:782:ARG:CG	2:L:53:PRO:CD	1.88	1.15
1:E:783:LYS:CA	2:L:57:VAL:HG22	1.64	1.15
1:A:782:ARG:CG	2:J:52:VAL:CA	1.86	1.15
1:D:1104:MET:O	2:H:54:PHE:CZ	1.97	1.15
1:E:838:VAL:HG13	1:E:839:PRO:HD2	1.23	1.15
1:E:1212:ASP:O	1:E:1216:VAL:HG23	1.47	1.15
2:H:319:LEU:HD11	2:H:369:LEU:HD21	1.26	1.15
2:K:152:VAL:HG13	2:K:175:VAL:HA	1.24	1.15
1:B:783:LYS:CA	2:G:57:VAL:HG22	1.60	1.15
1:C:182:MET:CE	1:C:217:PRO:CB	2.13	1.15
1:C:515:ARG:CD	1:C:1367:TYR:CE1	2.30	1.15
1:C:778:PHE:CE2	1:C:1039:LYS:HD2	1.80	1.15
1:E:778:PHE:CE2	1:E:1039:LYS:HD2	1.80	1.15
2:G:244:LYS:HD2	2:G:404:GLU:HB3	1.26	1.15
2:K:319:LEU:HD11	2:K:369:LEU:HD21	1.26	1.15
1:A:1111:ASN:OD1	1:A:1119:VAL:HG23	1.44	1.15
1:C:182:MET:HE3	1:C:217:PRO:CA	1.77	1.15
1:C:1104:MET:O	2:K:54:PHE:CZ	1.98	1.15
2:H:244:LYS:HD2	2:H:404:GLU:HB3	1.26	1.15
2:I:186:LEU:HD23	2:I:195:LEU:HD21	1.17	1.15
2:J:152:VAL:HG13	2:J:175:VAL:HA	1.24	1.15
1:F:777:GLY:HA2	2:I:52:VAL:HG13	1.22	1.14
2:I:259:VAL:HG21	2:I:264:TYR:HB2	1.21	1.14
1:A:778:PHE:CE2	1:A:1039:LYS:HD2	1.80	1.14
1:A:1212:ASP:O	1:A:1216:VAL:HG23	1.47	1.14
1:B:290:THR:HG23	1:B:292:PRO:HD2	1.27	1.14
1:D:782:ARG:CD	2:H:53:PRO:CD	2.25	1.14
1:D:999:LYS:HG3	1:D:1022:LEU:HD23	1.19	1.14
1:F:782:ARG:CD	2:I:53:PRO:CD	2.25	1.14
2:H:371:VAL:HG23	2:H:383:ILE:HG23	1.28	1.14
2:J:371:VAL:HG23	2:J:383:ILE:HG23	1.28	1.14
2:L:53:PRO:HG2	2:L:56:GLN:HG2	1.18	1.14
1:A:290:THR:HG22	1:A:292:PRO:HD2	1.29	1.14
1:C:522:LEU:HD21	1:C:705:LEU:HD21	1.22	1.14
1:E:515:ARG:CD	1:E:1367:TYR:CE1	2.30	1.14
1:E:783:LYS:CA	2:L:57:VAL:CG2	2.26	1.14
2:I:53:PRO:HG2	2:I:56:GLN:HG2	1.18	1.14
1:B:452:GLN:HE21	1:B:764:THR:HG21	0.98	1.14
1:B:783:LYS:N	2:G:57:VAL:HG23	1.59	1.14

*Continued on next page...*

*Continued from previous page...*

Atom-1	Atom-2	Interatomic distance (Å)	Clash overlap (Å)
1:B:1349:ARG:HH11	1:B:1349:ARG:HG2	0.97	1.14
1:C:139:VAL:HG12	1:C:140:SER:H	1.01	1.14
1:C:783:LYS:CA	2:K:57:VAL:CG2	2.26	1.14
1:F:290:THR:HG23	1:F:292:PRO:HD2	1.27	1.14
2:G:319:LEU:HD11	2:G:369:LEU:HD21	1.26	1.14
1:A:430:VAL:HG13	1:A:554:GLU:HB3	1.17	1.13
1:B:999:LYS:CG	1:B:1022:LEU:HD23	1.78	1.13
1:C:381:GLU:OE1	1:C:402:ARG:NH1	1.81	1.13
1:A:825:LEU:CD1	1:A:1186:ARG:NH1	1.98	1.13
1:A:1438:ARG:HB2	2:L:376:GLY:N	1.47	1.13
1:C:715:VAL:HG12	1:C:715:VAL:O	1.44	1.13
1:D:782:ARG:NH2	2:H:51:GLY:C	1.88	1.13
1:E:182:MET:HE3	1:E:217:PRO:CA	1.77	1.13
1:A:515:ARG:CD	1:A:1367:TYR:CE1	2.30	1.13
1:B:782:ARG:CD	2:G:53:PRO:CD	2.25	1.13
1:B:900:GLY:CA	1:F:1263:HIS:HE1	1.33	1.13
1:C:236:THR:HG21	1:C:328:ASP:H	1.00	1.13
1:C:1111:ASN:OD1	1:C:1119:VAL:HG23	1.44	1.13
1:C:1212:ASP:O	1:C:1216:VAL:HG23	1.47	1.13
1:D:781:PHE:C	2:H:52:VAL:HB	1.38	1.13
2:G:148:LEU:HD12	2:G:149:SER:H	1.14	1.13
1:A:182:MET:CE	1:A:217:PRO:CB	2.13	1.13
2:G:259:VAL:HG21	2:G:264:TYR:HB2	1.21	1.13
2:I:152:VAL:HG13	2:I:175:VAL:HA	1.24	1.13
2:L:152:VAL:HG13	2:L:175:VAL:HA	1.24	1.13
1:A:526:LEU:HD12	1:A:526:LEU:N	1.63	1.12
1:A:783:LYS:HA	2:J:57:VAL:CG2	1.79	1.13
1:A:1230:GLN:H	1:E:877:ARG:HG2	1.13	1.12
1:D:290:THR:HG23	1:D:292:PRO:HD2	1.27	1.12
1:D:777:GLY:CA	2:H:52:VAL:CG1	2.28	1.12
1:E:783:LYS:N	2:L:57:VAL:HG23	1.64	1.12
1:F:777:GLY:CA	2:I:52:VAL:CG1	2.27	1.12
1:F:1111:ASN:OD1	1:F:1119:VAL:HG23	1.45	1.13
2:J:186:LEU:HD23	2:J:195:LEU:HD21	1.17	1.12
2:L:423:LEU:HD21	2:L:443:ILE:HD13	1.28	1.12
1:A:139:VAL:HG12	1:A:140:SER:H	1.01	1.12
1:C:783:LYS:HA	2:K:57:VAL:CG2	1.79	1.12
1:D:999:LYS:CG	1:D:1022:LEU:HD23	1.78	1.12
1:E:381:GLU:OE1	1:E:402:ARG:NH1	1.81	1.12
1:E:715:VAL:O	1:E:715:VAL:HG12	1.44	1.12
2:L:259:VAL:HG21	2:L:264:TYR:HB2	1.21	1.12

*Continued on next page...*

*Continued from previous page...*

Atom-1	Atom-2	Interatomic distance (Å)	Clash overlap (Å)
1:C:781:PHE:C	2:K:52:VAL:HB	1.51	1.12
1:F:710:LYS:HG2	1:F:939:GLY:HA3	1.25	1.12
1:F:999:LYS:CG	1:F:1022:LEU:HD23	1.78	1.12
2:H:186:LEU:HD23	2:H:195:LEU:HD21	1.17	1.12
2:L:244:LYS:HD2	2:L:404:GLU:HB3	1.26	1.12
1:A:182:MET:HE3	1:A:217:PRO:CA	1.79	1.12
1:B:430:VAL:HG13	1:B:554:GLU:HB3	1.31	1.12
1:C:783:LYS:N	2:K:57:VAL:HG23	1.64	1.12
1:C:1221:PRO:HB2	1:C:1229:MET:HE2	1.15	1.12
1:D:30:HIS:CD2	1:D:31:ARG:HG3	1.85	1.12
1:F:182:MET:HE2	1:F:217:PRO:HB2	1.15	1.12
1:F:783:LYS:CA	2:I:57:VAL:HG22	1.60	1.12
2:H:406:LEU:HD23	2:H:407:PRO:HD3	1.29	1.12
2:I:244:LYS:HD2	2:I:404:GLU:HB3	1.26	1.12
1:D:1263:HIS:HE1	1:F:900:GLY:CA	1.33	1.12
1:F:139:VAL:HG12	1:F:140:SER:N	1.60	1.12
2:J:406:LEU:HD23	2:J:407:PRO:HD3	1.29	1.12
1:A:781:PHE:C	2:J:52:VAL:HB	1.51	1.11
1:A:783:LYS:CA	2:J:57:VAL:CG2	2.26	1.11
1:B:782:ARG:NH2	2:G:51:GLY:C	1.88	1.11
1:D:782:ARG:O	2:H:57:VAL:CG2	1.98	1.11
2:H:152:VAL:HG13	2:H:175:VAL:HA	1.24	1.11
2:K:53:PRO:HG2	2:K:56:GLN:HG2	1.18	1.11
2:L:148:LEU:HD12	2:L:149:SER:H	1.14	1.11
1:B:782:ARG:O	2:G:57:VAL:CG2	1.98	1.11
1:F:30:HIS:CD2	1:F:31:ARG:HG3	1.85	1.11
1:A:253:HIS:CE1	1:A:254:PRO:HD2	1.85	1.11
1:C:59:VAL:CG2	1:C:105:TYR:CD2	2.34	1.11
2:K:148:LEU:HD12	2:K:149:SER:H	1.14	1.11
1:C:838:VAL:HG13	1:C:839:PRO:HD2	1.23	1.11
1:C:1438:ARG:HB2	2:J:376:GLY:N	1.47	1.11
1:E:253:HIS:CE1	1:E:254:PRO:HD2	1.85	1.11
1:E:1221:PRO:HB2	1:E:1229:MET:HE2	1.15	1.11
1:E:1391:MET:HE2	1:E:1458:VAL:HG22	1.11	1.11
2:L:186:LEU:HD23	2:L:195:LEU:HD21	1.17	1.11
1:B:515:ARG:HD2	1:B:1367:TYR:CE1	1.86	1.11
1:B:782:ARG:CD	2:G:53:PRO:HD3	1.81	1.11
1:B:1229:MET:HA	1:D:877:ARG:HG3	1.12	1.11
1:D:782:ARG:CB	2:H:56:GLN:HE21	1.63	1.11
1:E:139:VAL:HG12	1:E:140:SER:H	1.01	1.11
1:F:782:ARG:CD	2:I:53:PRO:HD3	1.81	1.11

*Continued on next page...*

*Continued from previous page...*

Atom-1	Atom-2	Interatomic distance (Å)	Clash overlap (Å)
1:F:999:LYS:HG3	1:F:1022:LEU:HD23	1.19	1.11
2:G:418:THR:HB	2:G:424:LEU:HD11	1.32	1.11
2:L:319:LEU:HD11	2:L:369:LEU:HD21	1.26	1.11
1:A:381:GLU:OE1	1:A:402:ARG:NH1	1.81	1.10
1:A:783:LYS:N	2:J:57:VAL:HG23	1.64	1.10
1:A:1221:PRO:HB2	1:A:1229:MET:HE2	1.13	1.10
1:C:253:HIS:CE1	1:C:254:PRO:HD2	1.85	1.10
1:E:783:LYS:HA	2:L:57:VAL:CG2	1.79	1.10
1:F:782:ARG:CB	2:I:56:GLN:HE21	1.63	1.10
2:J:423:LEU:HD21	2:J:443:ILE:HD13	1.28	1.10
1:A:387:PRO:HD3	1:A:1344:GLU:OE2	1.51	1.10
1:B:30:HIS:CD2	1:B:31:ARG:HG3	1.85	1.10
1:B:139:VAL:HG12	1:B:140:SER:N	1.60	1.10
1:C:387:PRO:HD3	1:C:1344:GLU:OE2	1.51	1.10
1:F:782:ARG:O	2:I:57:VAL:CG2	1.98	1.10
2:G:406:LEU:HD23	2:G:407:PRO:HD3	1.29	1.10
2:J:53:PRO:HG2	2:J:56:GLN:HG2	1.18	1.10
1:B:782:ARG:CB	2:G:56:GLN:HE21	1.63	1.10
1:B:999:LYS:HG3	1:B:1022:LEU:HD23	1.19	1.10
1:C:877:ARG:HG2	1:E:1230:GLN:H	1.13	1.10
1:D:430:VAL:CG1	1:D:554:GLU:HB2	1.81	1.10
1:E:236:THR:HG21	1:E:328:ASP:H	1.00	1.10
1:E:746:ILE:HG21	1:E:1182:ASP:H	1.12	1.10
1:E:1376:LEU:HD23	1:E:1376:LEU:N	1.62	1.10
2:I:367:ILE:HG23	2:I:390:VAL:HG23	1.34	1.10
2:I:371:VAL:HG23	2:I:383:ILE:HG23	1.27	1.10
1:A:1376:LEU:HD23	1:A:1376:LEU:N	1.62	1.10
1:B:710:LYS:HG2	1:B:939:GLY:HA3	1.25	1.10
1:D:710:LYS:HG2	1:D:939:GLY:HA3	1.25	1.10
1:F:430:VAL:HG13	1:F:554:GLU:HB3	1.31	1.10
1:F:515:ARG:HD2	1:F:1367:TYR:CE1	1.86	1.10
1:F:1349:ARG:HH11	1:F:1349:ARG:HG2	0.97	1.10
2:G:423:LEU:HD21	2:G:443:ILE:HD13	1.28	1.10
2:K:371:VAL:HG23	2:K:383:ILE:HG23	1.27	1.10
2:L:418:THR:HB	2:L:424:LEU:HD11	1.32	1.10
1:B:728:ILE:HD12	1:B:1047:MET:CE	1.82	1.10
1:C:960:THR:HG22	1:C:963:VAL:HG23	1.32	1.10
1:D:1227:GLU:CD	1:F:876:ASN:HB3	1.71	1.10
1:E:522:LEU:HD21	1:E:705:LEU:HD23	1.33	1.10
1:E:782:ARG:HB3	2:L:56:GLN:HE21	0.96	1.10
1:F:728:ILE:HD12	1:F:1047:MET:CE	1.82	1.10

*Continued on next page...*

*Continued from previous page...*

Atom-1	Atom-2	Interatomic distance (Å)	Clash overlap (Å)
2:H:148:LEU:HD12	2:H:149:SER:H	1.14	1.10
1:A:236:THR:HG21	1:A:328:ASP:H	1.00	1.09
1:B:876:ASN:HB3	1:F:1227:GLU:CD	1.71	1.09
1:C:1391:MET:CE	1:C:1458:VAL:HG22	1.82	1.09
2:G:186:LEU:HD23	2:G:195:LEU:HD21	1.17	1.09
2:H:367:ILE:HG23	2:H:390:VAL:HG23	1.34	1.09
2:I:418:THR:HB	2:I:424:LEU:HD11	1.32	1.09
1:A:715:VAL:O	1:A:715:VAL:HG12	1.44	1.09
1:C:1376:LEU:N	1:C:1376:LEU:HD23	1.62	1.09
1:D:782:ARG:CD	2:H:53:PRO:HD3	1.81	1.09
1:D:1047:MET:HE2	1:D:1186:ARG:HH22	1.13	1.09
1:E:59:VAL:CG2	1:E:105:TYR:CD2	2.34	1.09
1:E:777:GLY:HA2	2:L:52:VAL:HG13	1.33	1.09
2:I:406:LEU:HD23	2:I:407:PRO:HD3	1.29	1.09
1:A:59:VAL:CG2	1:A:105:TYR:CD2	2.34	1.09
1:A:513:SER:HB3	1:A:520:MET:HE2	1.30	1.09
1:B:777:GLY:CA	2:G:52:VAL:CG1	2.27	1.09
1:D:1349:ARG:HH11	1:D:1349:ARG:HG2	0.97	1.09
1:F:430:VAL:CG1	1:F:554:GLU:HB2	1.82	1.09
2:H:423:LEU:HD21	2:H:443:ILE:HD13	1.28	1.09
2:I:148:LEU:HD12	2:I:149:SER:H	1.14	1.09
1:F:236:THR:HG21	1:F:328:ASP:H	1.17	1.09
1:F:1047:MET:HE2	1:F:1186:ARG:HH22	1.11	1.09
2:G:371:VAL:HG23	2:G:383:ILE:HG23	1.28	1.09
2:L:371:VAL:HG23	2:L:383:ILE:HG23	1.28	1.09
1:A:522:LEU:HD21	1:A:705:LEU:HD21	1.22	1.09
1:A:838:VAL:HG13	1:A:839:PRO:HD2	1.23	1.09
1:B:1227:GLU:CD	1:D:876:ASN:HB3	1.72	1.09
1:C:430:VAL:HG13	1:C:554:GLU:HB3	1.17	1.09
1:C:526:LEU:HD12	1:C:526:LEU:N	1.63	1.09
1:C:1391:MET:HE2	1:C:1458:VAL:HG22	1.10	1.09
1:D:452:GLN:HE21	1:D:764:THR:HG21	0.98	1.09
1:D:728:ILE:HD12	1:D:1047:MET:CE	1.82	1.09
1:E:781:PHE:C	2:L:52:VAL:HB	1.51	1.09
1:F:238:LYS:O	1:F:242:ASN:ND2	1.86	1.09
2:G:53:PRO:HG2	2:G:56:GLN:HG2	1.18	1.09
2:G:225:SER:HB3	2:G:227:PRO:HD2	1.35	1.09
1:A:777:GLY:HA2	2:J:52:VAL:HG13	1.33	1.08
1:B:238:LYS:O	1:B:242:ASN:ND2	1.86	1.08
1:B:430:VAL:CG1	1:B:554:GLU:HB2	1.82	1.08
1:C:353:MET:HE2	1:C:366:GLY:O	1.53	1.08

*Continued on next page...*

*Continued from previous page...*

Atom-1	Atom-2	Interatomic distance (Å)	Clash overlap (Å)
1:C:452:GLN:HE21	1:C:764:THR:HG23	1.13	1.08
1:E:387:PRO:HD3	1:E:1344:GLU:OE2	1.51	1.08
1:E:1391:MET:CE	1:E:1458:VAL:HG22	1.83	1.08
1:B:746:ILE:HG23	1:B:1182:ASP:HB3	1.32	1.08
1:C:522:LEU:CD2	1:C:705:LEU:HD21	1.83	1.08
1:D:1229:MET:HA	1:F:877:ARG:HG3	1.12	1.08
1:F:746:ILE:HG21	1:F:1182:ASP:N	1.69	1.08
2:I:225:SER:HB3	2:I:227:PRO:HD2	1.35	1.08
1:A:1391:MET:CE	1:A:1458:VAL:HG22	1.83	1.08
1:C:345:MET:HG3	1:C:346:ASP:H	1.18	1.08
1:C:452:GLN:HE21	1:C:764:THR:CG2	1.66	1.08
1:D:299:VAL:HG12	1:D:299:VAL:O	1.53	1.08
1:D:430:VAL:HG13	1:D:554:GLU:HB3	1.31	1.08
1:D:515:ARG:HD2	1:D:1367:TYR:CE1	1.86	1.08
1:E:522:LEU:CD2	1:E:705:LEU:HD21	1.84	1.08
1:E:1438:ARG:HB2	2:K:376:GLY:N	1.47	1.08
2:L:367:ILE:HG23	2:L:390:VAL:HG23	1.34	1.08
1:D:139:VAL:HG12	1:D:140:SER:N	1.60	1.08
1:D:238:LYS:O	1:D:242:ASN:ND2	1.86	1.08
1:D:777:GLY:HA2	2:H:52:VAL:HG13	1.22	1.08
1:E:452:GLN:HE21	1:E:764:THR:HG23	1.13	1.08
1:F:295:LYS:HD2	1:F:390:MET:HE3	1.34	1.08
1:F:452:GLN:HE21	1:F:764:THR:HG21	0.98	1.08
2:J:148:LEU:HD12	2:J:149:SER:H	1.14	1.08
2:J:367:ILE:HG23	2:J:390:VAL:HG23	1.34	1.08
2:L:225:SER:HB3	2:L:227:PRO:HD2	1.35	1.08
1:B:430:VAL:HG13	1:B:554:GLU:HB2	1.36	1.08
1:C:290:THR:HG22	1:C:292:PRO:HD2	1.29	1.08
1:D:746:ILE:HG23	1:D:1182:ASP:HB3	1.32	1.08
2:K:186:LEU:HD23	2:K:195:LEU:HD21	1.17	1.08
2:K:225:SER:HB3	2:K:227:PRO:HD2	1.35	1.08
1:A:960:THR:HG22	1:A:963:VAL:HG23	1.32	1.07
1:B:295:LYS:HD2	1:B:390:MET:HE3	1.32	1.07
1:B:1263:HIS:HE1	1:D:900:GLY:CA	1.33	1.07
1:C:777:GLY:HA2	2:K:52:VAL:HG13	1.33	1.07
1:C:877:ARG:HG3	1:E:1229:MET:HA	1.33	1.07
1:C:974:ILE:HD11	1:C:983:LEU:HD12	1.33	1.07
1:E:452:GLN:HE21	1:E:764:THR:CG2	1.66	1.07
1:E:526:LEU:HD12	1:E:526:LEU:N	1.63	1.07
2:I:242:VAL:HG12	2:I:403:PRO:HD3	1.36	1.07
1:B:236:THR:HG21	1:B:328:ASP:H	1.17	1.07

*Continued on next page...*

*Continued from previous page...*

Atom-1	Atom-2	Interatomic distance (Å)	Clash overlap (Å)
1:C:513:SER:HB3	1:C:520:MET:HE2	1.35	1.07
1:D:430:VAL:CG1	1:D:554:GLU:CB	2.32	1.07
1:D:1076:GLY:HA3	1:D:1145:GLU:HG2	1.36	1.07
1:F:405:GLU:OE1	1:F:405:GLU:N	1.86	1.07
1:A:974:ILE:HD11	1:A:983:LEU:HD12	1.33	1.07
1:B:405:GLU:OE1	1:B:405:GLU:N	1.86	1.07
1:B:877:ARG:HG3	1:F:1229:MET:HA	1.12	1.07
1:C:235:ASN:HD22	1:C:236:THR:N	1.52	1.07
1:C:782:ARG:CG	2:K:53:PRO:CD	1.88	1.07
1:C:782:ARG:CB	2:K:56:GLN:HE21	1.68	1.07
1:C:825:LEU:CD1	1:C:1186:ARG:NH1	1.98	1.07
1:D:405:GLU:OE1	1:D:405:GLU:N	1.86	1.07
1:D:513:SER:HB3	1:D:520:MET:HE1	1.36	1.07
1:E:782:ARG:CB	2:L:56:GLN:HE21	1.68	1.07
2:K:367:ILE:HG23	2:K:390:VAL:HG23	1.34	1.07
2:K:418:THR:HB	2:K:424:LEU:HD11	1.32	1.07
1:A:877:ARG:HG2	1:C:1230:GLN:H	1.13	1.07
1:B:1115:VAL:O	1:B:1115:VAL:HG12	1.49	1.07
1:E:430:VAL:HG13	1:E:554:GLU:HB3	1.17	1.07
1:F:430:VAL:CG1	1:F:554:GLU:CB	2.32	1.07
2:I:167:ARG:HG2	2:I:210:ALA:HB1	1.07	1.07
1:A:522:LEU:HD21	1:A:705:LEU:HD23	1.33	1.07
1:A:900:GLY:HA3	1:C:1263:HIS:CE1	1.84	1.07
1:A:1210:THR:HG22	1:A:1211:LEU:H	0.91	1.07
1:B:139:VAL:HG11	1:B:143:GLN:HB3	1.36	1.07
1:C:746:ILE:HG21	1:C:1182:ASP:H	1.12	1.07
2:K:406:LEU:HD23	2:K:407:PRO:HD3	1.29	1.07
1:A:780:ARG:HD3	2:J:51:GLY:O	1.55	1.06
1:B:746:ILE:HG21	1:B:1182:ASP:N	1.69	1.06
1:B:1401:LEU:HD12	1:B:1401:LEU:C	1.74	1.06
1:F:746:ILE:HG23	1:F:1182:ASP:HB3	1.32	1.06
2:G:367:ILE:HG23	2:G:390:VAL:HG23	1.34	1.06
2:K:423:LEU:HD21	2:K:443:ILE:HD13	1.28	1.06
1:A:345:MET:HG3	1:A:346:ASP:H	1.18	1.06
1:A:452:GLN:HE21	1:A:764:THR:HG23	1.13	1.06
1:B:182:MET:HE2	1:B:217:PRO:HB2	1.07	1.06
1:B:777:GLY:HA2	2:G:52:VAL:HG13	1.22	1.06
1:B:782:ARG:CG	2:G:53:PRO:CD	1.77	1.06
1:C:782:ARG:CD	2:K:53:PRO:HD3	1.85	1.06
1:D:746:ILE:HG21	1:D:1182:ASP:N	1.69	1.06
1:D:1115:VAL:HG12	1:D:1115:VAL:O	1.49	1.06

*Continued on next page...*



*Continued from previous page...*

Atom-1	Atom-2	Interatomic distance (Å)	Clash overlap (Å)
1:E:290:THR:HG22	1:E:292:PRO:HD2	1.29	1.06
1:F:299:VAL:HG12	1:F:299:VAL:O	1.53	1.06
1:F:1115:VAL:O	1:F:1115:VAL:HG12	1.49	1.06
2:H:53:PRO:HG2	2:H:56:GLN:HG2	1.18	1.06
2:I:423:LEU:HD21	2:I:443:ILE:HD13	1.28	1.06
2:J:418:THR:HB	2:J:424:LEU:HD11	1.32	1.06
2:L:242:VAL:HG12	2:L:403:PRO:HD3	1.37	1.06
2:L:406:LEU:HD23	2:L:407:PRO:HD3	1.29	1.06
1:A:235:ASN:HD22	1:A:236:THR:N	1.52	1.06
1:A:780:ARG:NH2	2:J:50:CYS:SG	2.28	1.06
1:A:782:ARG:CB	2:J:56:GLN:HE21	1.68	1.06
1:A:1115:VAL:HG12	1:A:1115:VAL:O	1.55	1.06
1:B:417:ASP:O	1:B:419:TRP:N	1.89	1.06
1:D:113:ASN:ND2	1:D:115:ASP:H	1.54	1.06
2:H:225:SER:HB3	2:H:227:PRO:HD2	1.35	1.06
2:J:225:SER:HB3	2:J:227:PRO:HD2	1.35	1.06
2:L:71:LEU:HD12	2:L:80:ALA:HB2	1.38	1.06
2:L:366:ARG:HG2	2:L:391:GLN:HA	1.38	1.06
1:A:452:GLN:HE21	1:A:764:THR:CG2	1.66	1.06
1:A:522:LEU:CD2	1:A:705:LEU:HD21	1.84	1.06
1:B:513:SER:HB3	1:B:520:MET:HE1	1.38	1.06
1:C:1438:ARG:CD	2:J:376:GLY:C	2.20	1.06
1:D:783:LYS:CE	2:H:57:VAL:HG12	1.66	1.06
2:G:366:ARG:HG2	2:G:391:GLN:HA	1.38	1.06
2:I:366:ARG:HG2	2:I:391:GLN:HA	1.38	1.06
2:K:71:LEU:HD12	2:K:80:ALA:HB2	1.38	1.06
1:B:113:ASN:ND2	1:B:115:ASP:H	1.54	1.06
1:C:780:ARG:HD3	2:K:51:GLY:O	1.55	1.06
1:D:139:VAL:HG11	1:D:143:GLN:HB3	1.36	1.06
1:D:515:ARG:CD	1:D:1367:TYR:CE1	2.39	1.06
1:D:1317:THR:HG22	1:D:1318:ASN:N	1.71	1.06
1:E:522:LEU:HD21	1:E:705:LEU:HD21	1.22	1.06
1:D:417:ASP:O	1:D:419:TRP:N	1.89	1.05
1:E:780:ARG:NH2	2:L:50:CYS:SG	2.28	1.05
1:F:515:ARG:CD	1:F:1367:TYR:CE1	2.39	1.05
2:J:242:VAL:HG12	2:J:403:PRO:HD3	1.37	1.05
1:A:782:ARG:HB3	2:J:56:GLN:HE21	0.96	1.05
1:B:430:VAL:CG1	1:B:554:GLU:CB	2.32	1.05
1:B:515:ARG:CD	1:B:1367:TYR:CE1	2.39	1.05
1:D:236:THR:HG21	1:D:328:ASP:H	1.17	1.05
1:D:782:ARG:CB	2:H:53:PRO:HD2	1.86	1.05

*Continued on next page...*

*Continued from previous page...*

Atom-1	Atom-2	Interatomic distance (Å)	Clash overlap (Å)
1:E:235:ASN:HD22	1:E:236:THR:N	1.52	1.05
1:E:345:MET:HG3	1:E:346:ASP:H	1.18	1.05
1:E:513:SER:HB3	1:E:520:MET:HE2	1.33	1.05
1:F:182:MET:HE3	1:F:217:PRO:HB3	1.39	1.05
2:H:418:THR:HB	2:H:424:LEU:HD11	1.32	1.05
2:L:167:ARG:HG2	2:L:210:ALA:HB1	1.08	1.05
1:A:1229:MET:HA	1:E:877:ARG:HG3	1.34	1.05
1:C:780:ARG:NH2	2:K:50:CYS:SG	2.28	1.05
1:D:1047:MET:CE	1:D:1186:ARG:HH22	1.70	1.05
1:E:236:THR:CG2	1:E:328:ASP:H	1.69	1.05
1:E:780:ARG:HD3	2:L:51:GLY:O	1.55	1.05
1:F:227:MET:HE3	1:F:282:GLU:HA	1.37	1.05
2:G:71:LEU:HD12	2:G:80:ALA:HB2	1.38	1.05
2:I:71:LEU:HD12	2:I:80:ALA:HB2	1.38	1.05
2:J:167:ARG:HG2	2:J:210:ALA:HB1	1.08	1.05
1:A:877:ARG:HG3	1:C:1229:MET:HA	1.33	1.05
1:C:295:LYS:NZ	1:C:299:VAL:O	1.90	1.05
1:D:505:GLN:NE2	1:D:1000:LEU:HB3	1.72	1.05
1:D:825:LEU:HD13	1:D:1186:ARG:HH12	1.04	1.05
1:E:1115:VAL:HG12	1:E:1115:VAL:O	1.55	1.05
1:F:513:SER:HB3	1:F:520:MET:HE1	1.36	1.05
1:F:782:ARG:CG	2:I:53:PRO:CD	1.77	1.05
2:K:366:ARG:HG2	2:K:391:GLN:HA	1.38	1.05
1:A:1438:ARG:CD	2:L:376:GLY:C	2.20	1.05
1:B:505:GLN:NE2	1:B:1000:LEU:HB3	1.72	1.05
1:F:1076:GLY:HA3	1:F:1145:GLU:HG2	1.36	1.05
2:G:242:VAL:HG12	2:G:403:PRO:HD3	1.37	1.05
1:A:746:ILE:HG21	1:A:1182:ASP:H	1.12	1.04
1:A:875:MET:HE2	1:A:1139:PHE:CE2	1.92	1.04
1:A:1184:ASN:HB3	1:A:1185:PRO:HD3	1.39	1.04
1:B:782:ARG:CB	2:G:53:PRO:HD2	1.86	1.04
1:C:522:LEU:HD21	1:C:705:LEU:HD23	1.33	1.04
1:C:782:ARG:HB3	2:K:56:GLN:HE21	0.96	1.04
1:E:777:GLY:CA	2:L:52:VAL:CG1	2.36	1.04
1:E:960:THR:HG22	1:E:963:VAL:HG23	1.32	1.04
1:F:113:ASN:ND2	1:F:115:ASP:H	1.54	1.04
1:F:236:THR:CG2	1:F:328:ASP:H	1.70	1.04
1:F:417:ASP:O	1:F:419:TRP:N	1.89	1.04
1:F:782:ARG:CB	2:I:53:PRO:HD2	1.86	1.04
1:F:1131:THR:HG23	1:F:1133:GLU:OE1	1.57	1.04
2:J:449:LEU:HD21	2:J:451:VAL:HG13	1.39	1.04

*Continued on next page...*

*Continued from previous page...*

Atom-1	Atom-2	Interatomic distance (Å)	Clash overlap (Å)
1:A:782:ARG:CD	2:J:53:PRO:HD3	1.85	1.04
1:D:227:MET:HE3	1:D:282:GLU:HA	1.37	1.04
1:D:999:LYS:HG3	1:D:1022:LEU:CD2	1.87	1.04
1:E:826:ARG:HH11	1:E:826:ARG:HG2	1.18	1.04
1:E:974:ILE:HD11	1:E:983:LEU:HD12	1.33	1.04
2:I:449:LEU:HD21	2:I:451:VAL:HG13	1.39	1.04
1:C:236:THR:CG2	1:C:328:ASP:H	1.69	1.04
1:C:900:GLY:HA3	1:E:1263:HIS:CE1	1.84	1.04
1:F:139:VAL:HG11	1:F:143:GLN:HB3	1.36	1.04
1:F:1062:ARG:O	1:F:1062:ARG:HG3	1.58	1.04
1:F:1317:THR:HG22	1:F:1318:ASN:N	1.71	1.04
2:H:71:LEU:HD12	2:H:80:ALA:HB2	1.38	1.04
2:K:449:LEU:HD21	2:K:451:VAL:HG13	1.39	1.04
1:A:236:THR:CG2	1:A:328:ASP:H	1.69	1.04
1:A:782:ARG:HG2	2:J:53:PRO:N	1.73	1.04
1:D:182:MET:HE2	1:D:217:PRO:HB2	1.08	1.04
1:D:912:SER:HB2	1:D:968:PRO:HD2	1.39	1.04
1:E:238:LYS:O	1:E:242:ASN:ND2	1.91	1.04
1:E:1210:THR:HG22	1:E:1211:LEU:H	0.91	1.04
1:F:464:ILE:HD11	1:F:779:TYR:CE2	1.93	1.04
1:A:777:GLY:CA	2:J:52:VAL:CG1	2.35	1.04
1:C:1115:VAL:HG12	1:C:1115:VAL:O	1.55	1.04
1:D:1230:GLN:H	1:F:877:ARG:HG2	1.23	1.04
1:E:505:GLN:NE2	1:E:1001:VAL:N	2.06	1.04
1:F:1047:MET:CE	1:F:1186:ARG:HH22	1.70	1.04
2:H:449:LEU:HD21	2:H:451:VAL:HG13	1.39	1.04
1:A:145:GLU:OE1	1:A:173:SER:HB2	1.57	1.03
1:A:353:MET:HE2	1:A:366:GLY:O	1.57	1.03
1:A:405:GLU:OE1	1:A:405:GLU:N	1.91	1.03
1:A:1221:PRO:CB	1:A:1229:MET:HE2	1.87	1.03
1:B:227:MET:HE3	1:B:282:GLU:HA	1.37	1.03
1:C:782:ARG:HG2	2:K:53:PRO:N	1.73	1.03
1:C:1184:ASN:HB3	1:C:1185:PRO:HD3	1.39	1.03
1:E:295:LYS:NZ	1:E:299:VAL:O	1.90	1.03
1:E:1184:ASN:HB3	1:E:1185:PRO:HD3	1.39	1.03
1:F:746:ILE:HG21	1:F:1182:ASP:H	0.87	1.03
2:I:182:MET:HE2	2:I:216:PRO:HG3	1.39	1.03
2:J:440:ALA:HB1	2:J:456:ASP:HB3	1.40	1.03
1:C:777:GLY:CA	2:K:52:VAL:CG1	2.35	1.03
1:E:113:ASN:ND2	1:E:115:ASP:H	1.56	1.03
1:F:505:GLN:NE2	1:F:1000:LEU:HB3	1.72	1.03

*Continued on next page...*

*Continued from previous page...*

Atom-1	Atom-2	Interatomic distance (Å)	Clash overlap (Å)
1:F:783:LYS:CE	2:I:57:VAL:HG12	1.66	1.03
1:F:999:LYS:HG3	1:F:1022:LEU:CD2	1.87	1.03
2:G:167:ARG:HG2	2:G:210:ALA:HB1	1.08	1.03
2:J:71:LEU:HD12	2:J:80:ALA:HB2	1.38	1.03
2:J:366:ARG:HG2	2:J:391:GLN:HA	1.38	1.03
1:B:1047:MET:CE	1:B:1186:ARG:HH22	1.70	1.03
1:C:182:MET:HE2	1:C:217:PRO:HB2	1.41	1.03
1:D:236:THR:CG2	1:D:328:ASP:H	1.70	1.03
1:E:782:ARG:CD	2:L:53:PRO:HD2	1.83	1.03
1:E:782:ARG:CD	2:L:53:PRO:HD3	1.85	1.03
2:I:220:VAL:HG23	8:I:484:FAD:N6A	1.74	1.03
2:K:167:ARG:HG2	2:K:210:ALA:HB1	1.07	1.03
2:K:242:VAL:HG12	2:K:403:PRO:HD3	1.36	1.03
1:A:238:LYS:O	1:A:242:ASN:ND2	1.91	1.03
1:B:236:THR:CG2	1:B:328:ASP:H	1.70	1.03
1:B:299:VAL:HG12	1:B:299:VAL:O	1.53	1.03
1:B:1076:GLY:HA3	1:B:1145:GLU:HG2	1.36	1.03
1:B:1227:GLU:OE2	1:D:876:ASN:HB3	1.58	1.03
1:C:826:ARG:HH11	1:C:826:ARG:HG2	1.18	1.03
1:E:782:ARG:HG2	2:L:53:PRO:N	1.73	1.03
1:E:875:MET:HE2	1:E:1139:PHE:CE2	1.93	1.03
2:H:167:ARG:HG2	2:H:210:ALA:HB1	1.08	1.03
2:L:220:VAL:HG23	8:L:484:FAD:N6A	1.74	1.03
1:B:999:LYS:HG3	1:B:1022:LEU:CD2	1.87	1.03
1:C:113:ASN:C	1:C:113:ASN:HD22	1.59	1.03
1:D:1227:GLU:OE2	1:F:876:ASN:HB3	1.58	1.03
1:E:248:GLU:HA	1:E:251:MET:HG2	1.41	1.03
2:H:242:VAL:HG12	2:H:403:PRO:HD3	1.37	1.03
2:H:366:ARG:HG2	2:H:391:GLN:HA	1.38	1.03
2:J:220:VAL:HG23	8:J:484:FAD:N6A	1.74	1.03
1:A:295:LYS:NZ	1:A:299:VAL:O	1.90	1.02
1:A:505:GLN:NE2	1:A:1001:VAL:N	2.06	1.02
1:A:1263:HIS:CE1	1:E:900:GLY:HA3	1.84	1.02
1:B:464:ILE:HD11	1:B:779:TYR:CE2	1.93	1.02
1:B:746:ILE:HG21	1:B:1182:ASP:H	0.87	1.02
1:B:912:SER:HB2	1:B:968:PRO:HD2	1.39	1.02
1:B:1131:THR:HG23	1:B:1133:GLU:OE1	1.57	1.02
1:C:145:GLU:OE1	1:C:173:SER:HB2	1.57	1.02
1:C:782:ARG:CG	2:K:52:VAL:C	2.17	1.02
1:C:1210:THR:HG22	1:C:1211:LEU:N	1.74	1.02
1:D:464:ILE:HD11	1:D:779:TYR:CE2	1.93	1.02

*Continued on next page...*

*Continued from previous page...*

Atom-1	Atom-2	Interatomic distance (Å)	Clash overlap (Å)
1:D:1349:ARG:HH11	1:D:1349:ARG:CG	1.72	1.02
1:E:145:GLU:OE1	1:E:173:SER:HB2	1.57	1.02
2:G:440:ALA:HB1	2:G:456:ASP:HB3	1.40	1.02
2:G:449:LEU:HD21	2:G:451:VAL:HG13	1.39	1.02
1:A:782:ARG:CD	2:J:53:PRO:HD2	1.83	1.02
1:B:1047:MET:HE2	1:B:1186:ARG:HH22	1.18	1.02
1:D:1131:THR:HG23	1:D:1133:GLU:OE1	1.57	1.02
2:G:220:VAL:HG23	8:G:484:FAD:N6A	1.74	1.02
2:I:440:ALA:HB1	2:I:456:ASP:HB3	1.40	1.02
2:L:449:LEU:HD21	2:L:451:VAL:HG13	1.39	1.02
1:B:1230:GLN:H	1:D:877:ARG:HG2	1.23	1.02
1:B:1317:THR:HG22	1:B:1318:ASN:N	1.71	1.02
1:C:290:THR:HG22	1:C:292:PRO:CD	1.90	1.02
1:E:182:MET:CE	1:E:217:PRO:CB	2.13	1.02
1:E:1438:ARG:HD2	2:K:376:GLY:C	1.57	1.02
2:H:220:VAL:HG23	8:H:484:FAD:N6A	1.74	1.02
2:L:440:ALA:HB1	2:L:456:ASP:HB3	1.40	1.02
1:A:113:ASN:C	1:A:113:ASN:HD22	1.59	1.02
1:A:1317:THR:CG2	1:A:1358:GLU:OE1	2.08	1.02
1:B:782:ARG:NH1	2:G:51:GLY:HA2	1.75	1.02
1:B:1349:ARG:HG2	1:B:1349:ARG:NH1	1.71	1.02
1:E:522:LEU:CD2	1:E:705:LEU:CD2	2.37	1.02
2:H:471:LYS:HE2	2:H:471:LYS:HA	1.42	1.02
2:J:471:LYS:HE2	2:J:471:LYS:HA	1.42	1.02
1:C:238:LYS:O	1:C:242:ASN:ND2	1.91	1.02
1:C:248:GLU:HA	1:C:251:MET:HG2	1.41	1.02
1:E:102:TYR:CE2	1:E:144:PHE:CE1	2.48	1.02
1:E:405:GLU:OE1	1:E:405:GLU:N	1.91	1.02
1:F:100:PHE:O	1:F:137:LYS:HE3	1.60	1.02
2:H:93:ILE:HD11	2:H:195:LEU:HD22	1.41	1.02
2:K:220:VAL:HG23	8:K:484:FAD:N6A	1.74	1.02
2:K:471:LYS:HA	2:K:471:LYS:HE2	1.42	1.02
1:A:102:TYR:CE2	1:A:144:PHE:CE1	2.48	1.01
1:A:248:GLU:HA	1:A:251:MET:HG2	1.41	1.01
1:A:826:ARG:HH11	1:A:826:ARG:HG2	1.18	1.01
1:B:876:ASN:HB3	1:F:1227:GLU:OE2	1.58	1.01
1:C:102:TYR:CE2	1:C:144:PHE:CE1	2.48	1.01
1:C:113:ASN:ND2	1:C:115:ASP:H	1.56	1.01
1:C:405:GLU:OE1	1:C:405:GLU:N	1.91	1.01
1:C:505:GLN:NE2	1:C:1001:VAL:N	2.06	1.01
1:D:782:ARG:HH21	2:H:51:GLY:C	1.57	1.01

*Continued on next page...*

*Continued from previous page...*

Atom-1	Atom-2	Interatomic distance (Å)	Clash overlap (Å)
1:E:290:THR:HG22	1:E:292:PRO:CD	1.90	1.01
1:A:1391:MET:HE2	1:A:1458:VAL:HG22	1.05	1.01
1:B:780:ARG:HD3	2:G:51:GLY:O	1.60	1.01
1:B:877:ARG:HG2	1:F:1230:GLN:H	1.23	1.01
1:D:780:ARG:HD3	2:H:51:GLY:O	1.60	1.01
1:F:912:SER:HB2	1:F:968:PRO:HD2	1.39	1.01
2:K:93:ILE:HD11	2:K:195:LEU:HD22	1.41	1.01
1:A:310:PRO:HG3	1:A:404:ARG:NH2	1.75	1.01
1:A:672:GLN:HG3	1:A:693:MET:CE	1.91	1.01
1:B:782:ARG:C	2:G:57:VAL:CG2	2.29	1.01
1:C:782:ARG:CD	2:K:53:PRO:HD2	1.83	1.01
1:D:1401:LEU:HD12	1:D:1401:LEU:C	1.74	1.01
1:E:345:MET:HG3	1:E:346:ASP:N	1.72	1.01
1:A:113:ASN:ND2	1:A:115:ASP:H	1.56	1.01
1:B:100:PHE:O	1:B:137:LYS:HE3	1.60	1.01
1:C:310:PRO:HG3	1:C:404:ARG:NH2	1.75	1.01
1:D:1062:ARG:O	1:D:1062:ARG:HG3	1.58	1.01
2:G:153:ILE:HD11	8:G:484:FAD:C2A	1.90	1.01
1:A:782:ARG:CG	2:J:53:PRO:CD	1.88	1.01
1:C:522:LEU:CD2	1:C:705:LEU:CD2	2.37	1.01
1:D:139:VAL:HG12	1:D:140:SER:H	1.19	1.01
1:D:295:LYS:HD2	1:D:390:MET:HE3	1.39	1.01
1:D:1442:GLU:HG3	2:I:374:ALA:O	1.61	1.01
1:F:782:ARG:C	2:I:57:VAL:CG2	2.29	1.01
2:I:471:LYS:HE2	2:I:471:LYS:HA	1.42	1.01
1:A:290:THR:HG22	1:A:292:PRO:CD	1.90	1.00
1:B:389:GLU:HB3	1:B:403:ASP:OD2	1.61	1.00
1:B:1442:GLU:HG3	2:H:374:ALA:O	1.61	1.00
1:E:672:GLN:HG3	1:E:693:MET:CE	1.91	1.00
1:E:1008:THR:HG22	1:E:1009:ILE:N	1.74	1.00
1:E:1210:THR:HG22	1:E:1211:LEU:N	1.74	1.00
1:F:430:VAL:HG13	1:F:554:GLU:HB2	1.36	1.00
1:F:782:ARG:NH1	2:I:51:GLY:HA2	1.75	1.00
1:F:1184:ASN:HB3	1:F:1185:PRO:HD3	1.42	1.00
2:I:175:VAL:HG13	2:I:214:TYR:HA	1.43	1.00
2:J:324:ARG:HA	2:J:346:TRP:CE2	1.96	1.00
2:L:175:VAL:HG13	2:L:214:TYR:HA	1.43	1.00
1:A:1008:THR:HG22	1:A:1009:ILE:N	1.74	1.00
1:C:1210:THR:HG22	1:C:1211:LEU:H	0.91	1.00
1:D:782:ARG:NH1	2:H:51:GLY:HA2	1.75	1.00
1:E:1317:THR:CG2	1:E:1358:GLU:OE1	2.08	1.00

*Continued on next page...*

*Continued from previous page...*

Atom-1	Atom-2	Interatomic distance (Å)	Clash overlap (Å)
1:F:389:GLU:HB3	1:F:403:ASP:OD2	1.61	1.00
2:H:175:VAL:HG13	2:H:214:TYR:HA	1.43	1.00
2:I:324:ARG:HA	2:I:346:TRP:CE2	1.96	1.00
2:J:175:VAL:HG13	2:J:214:TYR:HA	1.43	1.00
2:J:182:MET:HE2	2:J:216:PRO:HG3	1.43	1.00
2:K:292:VAL:HG22	2:K:394:LEU:HD13	1.43	1.00
2:L:324:ARG:HA	2:L:346:TRP:CE2	1.96	1.00
2:L:471:LYS:HE2	2:L:471:LYS:HA	1.42	1.00
1:A:877:ARG:HG2	1:C:1230:GLN:N	1.77	1.00
1:B:1184:ASN:HB3	1:B:1185:PRO:HD3	1.42	1.00
1:C:780:ARG:CZ	2:K:50:CYS:SG	2.49	1.00
1:C:1221:PRO:CB	1:C:1229:MET:HE2	1.91	1.00
1:D:913:GLY:HA2	1:D:1349:ARG:HD3	1.44	1.00
1:E:310:PRO:HG3	1:E:404:ARG:NH2	1.75	1.00
1:E:780:ARG:CZ	2:L:50:CYS:SG	2.49	1.00
2:G:292:VAL:HG22	2:G:394:LEU:HD13	1.43	1.00
1:C:1317:THR:CG2	1:C:1358:GLU:OE1	2.08	1.00
2:G:324:ARG:HA	2:G:346:TRP:CE2	1.96	1.00
1:A:522:LEU:CD2	1:A:705:LEU:CD2	2.37	1.00
2:J:93:ILE:HD11	2:J:195:LEU:HD22	1.41	1.00
2:L:292:VAL:HG22	2:L:394:LEU:HD13	1.44	1.00
1:B:781:PHE:C	2:G:52:VAL:CB	2.29	1.00
2:K:153:ILE:HD11	8:K:484:FAD:C2A	1.90	1.00
2:K:440:ALA:HB1	2:K:456:ASP:HB3	1.40	1.00
1:A:958:HIS:O	1:A:1369:THR:HG22	1.62	1.00
1:A:1230:GLN:N	1:E:877:ARG:HG2	1.77	1.00
1:B:603:HIS:HA	1:B:640:THR:HG22	1.44	1.00
1:F:780:ARG:CD	2:I:51:GLY:O	2.10	1.00
1:F:1401:LEU:HD12	1:F:1401:LEU:C	1.74	1.00
2:G:93:ILE:HD11	2:G:195:LEU:HD22	1.41	1.00
2:I:153:ILE:HD11	8:I:484:FAD:C2A	1.90	1.00
2:L:153:ILE:HD11	8:L:484:FAD:C2A	1.90	1.00
1:F:781:PHE:C	2:I:52:VAL:CB	2.29	0.99
2:H:292:VAL:HG22	2:H:394:LEU:HD13	1.44	0.99
2:I:148:LEU:HG	2:I:234:VAL:HG23	1.44	0.99
2:J:153:ILE:HD11	8:J:484:FAD:C2A	1.90	0.99
2:K:148:LEU:HG	2:K:234:VAL:HG23	1.44	0.99
2:K:175:VAL:HG13	2:K:214:TYR:HA	1.43	0.99
1:B:787:ARG:HH12	1:B:821:PRO:HG2	1.26	0.99
1:D:780:ARG:CD	2:H:51:GLY:O	2.10	0.99
1:E:1438:ARG:CD	2:K:376:GLY:C	2.20	0.99

*Continued on next page...*

*Continued from previous page...*

Atom-1	Atom-2	Interatomic distance (Å)	Clash overlap (Å)
2:G:471:LYS:HA	2:G:471:LYS:HE2	1.42	0.99
2:H:148:LEU:HG	2:H:234:VAL:HG23	1.44	0.99
1:A:1210:THR:HG22	1:A:1211:LEU:N	1.74	0.99
1:C:672:GLN:HG3	1:C:693:MET:CE	1.91	0.99
1:D:746:ILE:HG21	1:D:1182:ASP:H	0.87	0.99
1:F:1349:ARG:HG2	1:F:1349:ARG:NH1	1.71	0.99
2:G:175:VAL:HG13	2:G:214:TYR:HA	1.43	0.99
2:H:324:ARG:HA	2:H:346:TRP:CE2	1.96	0.99
1:A:430:VAL:CG1	1:A:554:GLU:HB3	1.93	0.99
1:B:728:ILE:HD12	1:B:1047:MET:HE3	1.44	0.99
1:E:1221:PRO:CB	1:E:1229:MET:HE2	1.91	0.99
1:F:787:ARG:HH12	1:F:821:PRO:HG2	1.26	0.99
2:G:148:LEU:HG	2:G:234:VAL:HG23	1.44	0.99
1:C:1393:TYR:O	1:C:1394:VAL:HG23	1.62	0.99
1:E:182:MET:HE2	1:E:217:PRO:HB2	1.40	0.99
1:A:1393:TYR:O	1:A:1394:VAL:HG23	1.62	0.99
1:D:389:GLU:HB3	1:D:403:ASP:OD2	1.61	0.99
1:F:950:THR:HG22	1:F:951:GLU:N	1.78	0.99
1:F:1449:ARG:HH11	1:F:1449:ARG:HB3	1.26	0.99
2:H:153:ILE:HD11	8:H:484:FAD:C2A	1.90	0.99
1:B:290:THR:CG2	1:B:292:PRO:HD2	1.92	0.99
2:H:440:ALA:HB1	2:H:456:ASP:HB3	1.40	0.99
1:A:780:ARG:CZ	2:J:50:CYS:SG	2.49	0.99
1:B:1449:ARG:HH11	1:B:1449:ARG:HB3	1.26	0.99
1:D:1349:ARG:HG2	1:D:1349:ARG:NH1	1.71	0.99
1:F:290:THR:CG2	1:F:292:PRO:HD2	1.92	0.99
1:F:501:GLN:HE21	1:F:653:HIS:CD2	1.81	0.99
1:F:1221:PRO:HD2	1:F:1229:MET:HE1	1.42	0.99
1:C:295:LYS:NZ	1:C:299:VAL:HG12	1.78	0.99
1:D:781:PHE:C	2:H:52:VAL:CB	2.29	0.99
1:E:430:VAL:CG1	1:E:554:GLU:HB3	1.92	0.99
1:F:1210:THR:HG22	1:F:1211:LEU:H	1.28	0.99
2:K:324:ARG:HA	2:K:346:TRP:CE2	1.96	0.99
1:B:1062:ARG:O	1:B:1062:ARG:HG3	1.58	0.98
1:C:780:ARG:HH12	2:K:50:CYS:CB	1.75	0.98
1:F:381:GLU:OE1	1:F:402:ARG:NH1	1.96	0.98
1:F:825:LEU:HD13	1:F:1186:ARG:HH12	1.04	0.98
1:C:877:ARG:HG2	1:E:1230:GLN:N	1.76	0.98
1:D:782:ARG:C	2:H:57:VAL:CG2	2.29	0.98
1:E:295:LYS:NZ	1:E:299:VAL:HG12	1.78	0.98
2:L:93:ILE:HD11	2:L:195:LEU:HD22	1.41	0.98

*Continued on next page...*



*Continued from previous page...*

Atom-1	Atom-2	Interatomic distance (Å)	Clash overlap (Å)
1:B:565:THR:HG22	1:B:602:THR:HB	1.44	0.98
1:B:963:VAL:HG12	1:B:964:MET:N	1.76	0.98
1:D:381:GLU:OE1	1:D:402:ARG:NH1	1.96	0.98
1:D:565:THR:HG22	1:D:602:THR:HB	1.45	0.98
1:E:1210:THR:CG2	1:E:1211:LEU:H	1.76	0.98
2:I:93:ILE:HD11	2:I:195:LEU:HD22	1.41	0.98
1:A:1227:GLU:OE1	1:E:902:ASN:HB3	1.63	0.98
1:B:381:GLU:OE1	1:B:402:ARG:NH1	1.96	0.98
1:D:100:PHE:O	1:D:137:LYS:HE3	1.60	0.98
1:F:780:ARG:HH12	2:I:50:CYS:CB	1.76	0.98
2:H:220:VAL:HG22	8:H:484:FAD:N1A	1.78	0.98
2:L:100:GLN:HB3	2:L:105:GLU:HG2	1.46	0.98
2:I:108:CYS:SG	2:I:110:ILE:HG12	2.04	0.98
2:L:108:CYS:SG	2:L:110:ILE:HG12	2.04	0.98
1:A:782:ARG:C	2:J:57:VAL:CG2	2.32	0.98
1:B:877:ARG:CG	1:F:1229:MET:HA	1.93	0.98
1:E:430:VAL:CG1	1:E:554:GLU:CB	2.42	0.98
1:A:778:PHE:CZ	1:A:1039:LYS:HD2	1.99	0.98
1:A:780:ARG:HH12	2:J:50:CYS:CB	1.75	0.98
1:C:430:VAL:CG1	1:C:554:GLU:HB3	1.92	0.98
1:F:780:ARG:HD3	2:I:51:GLY:O	1.60	0.98
2:J:220:VAL:HG22	8:J:484:FAD:N1A	1.78	0.98
1:B:783:LYS:CE	2:G:57:VAL:HG12	1.66	0.98
1:D:501:GLN:HE21	1:D:653:HIS:CD2	1.81	0.98
1:E:1393:TYR:O	1:E:1394:VAL:HG23	1.62	0.98
1:F:603:HIS:HA	1:F:640:THR:HG22	1.44	0.98
2:J:108:CYS:SG	2:J:110:ILE:HG12	2.04	0.98
1:A:295:LYS:NZ	1:A:299:VAL:HG12	1.78	0.98
1:A:430:VAL:CG1	1:A:554:GLU:CB	2.42	0.98
1:B:501:GLN:HE21	1:B:653:HIS:CD2	1.81	0.98
1:B:825:LEU:HD13	1:B:1186:ARG:HH12	1.04	0.98
1:C:875:MET:CE	1:C:1139:PHE:HE2	1.73	0.98
2:H:100:GLN:HB3	2:H:105:GLU:HG2	1.46	0.98
1:A:291:ALA:HB3	1:A:292:PRO:HD3	1.46	0.98
1:C:782:ARG:C	2:K:57:VAL:CG2	2.32	0.98
1:F:1442:GLU:HG3	2:G:374:ALA:O	1.61	0.98
2:I:292:VAL:HG22	2:I:394:LEU:HD13	1.43	0.98
2:L:220:VAL:HG22	8:L:484:FAD:N1A	1.78	0.98
1:C:345:MET:HG3	1:C:346:ASP:N	1.72	0.97
2:G:108:CYS:SG	2:G:110:ILE:HG12	2.04	0.97
1:A:1447:TRP:CE2	1:A:1451:VAL:HG22	1.99	0.97

*Continued on next page...*

*Continued from previous page...*

Atom-1	Atom-2	Interatomic distance (Å)	Clash overlap (Å)
1:B:876:ASN:HB3	1:F:1227:GLU:OE1	1.64	0.97
1:B:1229:MET:HA	1:D:877:ARG:CG	1.93	0.97
1:D:290:THR:CG2	1:D:292:PRO:HD2	1.92	0.97
1:E:1387:MET:HG2	1:E:1387:MET:O	1.64	0.97
2:G:220:VAL:HG22	8:G:484:FAD:N1A	1.78	0.97
2:H:108:CYS:SG	2:H:110:ILE:HG12	2.04	0.97
1:B:780:ARG:CD	2:G:51:GLY:O	2.10	0.97
1:D:1184:ASN:HB3	1:D:1185:PRO:HD3	1.42	0.97
1:E:958:HIS:O	1:E:1369:THR:HG22	1.62	0.97
1:F:603:HIS:CA	1:F:640:THR:HG22	1.94	0.97
2:G:100:GLN:HB3	2:G:105:GLU:HG2	1.46	0.97
2:J:100:GLN:HB3	2:J:105:GLU:HG2	1.46	0.97
2:J:148:LEU:HG	2:J:234:VAL:HG23	1.44	0.97
1:C:1438:ARG:HD2	2:J:376:GLY:C	1.57	0.97
1:D:950:THR:HG22	1:D:951:GLU:N	1.78	0.97
2:J:292:VAL:HG22	2:J:394:LEU:HD13	1.43	0.97
2:L:90:PHE:HB3	2:L:93:ILE:CG2	1.95	0.97
1:A:1210:THR:CG2	1:A:1211:LEU:H	1.76	0.97
1:C:447:LEU:HD21	1:C:674:ALA:HA	1.46	0.97
1:C:1008:THR:HG22	1:C:1009:ILE:N	1.74	0.97
1:E:959:SER:HA	1:E:1369:THR:CG2	1.94	0.97
1:F:963:VAL:HG12	1:F:964:MET:N	1.77	0.97
2:J:71:LEU:HG	2:J:79:GLU:HB2	1.47	0.97
2:K:153:ILE:HD11	8:K:484:FAD:H2A	1.46	0.97
1:A:899:ASN:C	1:C:1263:HIS:CE1	2.38	0.97
1:D:182:MET:CE	1:D:217:PRO:HB3	1.95	0.97
1:D:780:ARG:NH2	2:H:50:CYS:SG	2.38	0.97
1:D:782:ARG:CG	2:H:53:PRO:CD	1.77	0.97
1:E:353:MET:HE2	1:E:366:GLY:O	1.64	0.97
1:E:782:ARG:C	2:L:57:VAL:CG2	2.32	0.97
1:E:1447:TRP:CE2	1:E:1451:VAL:HG22	1.99	0.97
2:J:44:ALA:HA	2:J:69:LEU:HD11	1.45	0.97
1:C:291:ALA:HB3	1:C:292:PRO:HD3	1.46	0.97
1:C:958:HIS:O	1:C:1369:THR:HG22	1.62	0.97
1:E:780:ARG:HH12	2:L:50:CYS:CB	1.75	0.97
1:B:603:HIS:CA	1:B:640:THR:HG22	1.95	0.97
1:B:913:GLY:HA2	1:B:1349:ARG:HD3	1.44	0.97
1:C:899:ASN:C	1:E:1263:HIS:CE1	2.38	0.97
2:I:44:ALA:HA	2:I:69:LEU:HD11	1.45	0.97
2:I:220:VAL:HG22	8:I:484:FAD:N1A	1.78	0.97
2:K:220:VAL:HG22	8:K:484:FAD:N1A	1.78	0.97

*Continued on next page...*

*Continued from previous page...*

Atom-1	Atom-2	Interatomic distance (Å)	Clash overlap (Å)
1:A:1438:ARG:HD2	2:L:376:GLY:C	1.57	0.97
1:D:603:HIS:CA	1:D:640:THR:HG22	1.95	0.97
2:H:153:ILE:HD11	8:H:484:FAD:H2A	1.46	0.97
2:I:71:LEU:HG	2:I:79:GLU:HB2	1.47	0.97
2:L:71:LEU:HD12	2:L:80:ALA:CB	1.94	0.97
1:B:652:THR:HG22	1:B:703:GLY:HA3	1.47	0.96
1:B:1317:THR:CG2	1:B:1358:GLU:OE1	2.13	0.96
1:D:603:HIS:HA	1:D:640:THR:HG22	1.44	0.96
2:G:90:PHE:HB3	2:G:93:ILE:CG2	1.95	0.96
2:K:327:MET:HB2	2:K:346:TRP:CH2	2.00	0.96
1:A:182:MET:HE2	1:A:217:PRO:HB2	1.47	0.96
1:A:902:ASN:HB3	1:C:1227:GLU:OE1	1.63	0.96
1:A:1263:HIS:CE1	1:E:899:ASN:C	2.38	0.96
1:A:1387:MET:HG2	1:A:1387:MET:O	1.64	0.96
1:B:1227:GLU:OE2	1:D:876:ASN:CB	2.14	0.96
1:D:780:ARG:HH12	2:H:50:CYS:CB	1.76	0.96
1:F:780:ARG:NH2	2:I:50:CYS:SG	2.38	0.96
1:F:782:ARG:HH21	2:I:51:GLY:C	1.57	0.96
1:F:1039:LYS:O	1:F:1040:PHE:CD1	2.18	0.96
1:F:1349:ARG:HH11	1:F:1349:ARG:CG	1.72	0.96
2:I:327:MET:HB2	2:I:346:TRP:CH2	2.00	0.96
2:J:71:LEU:HD12	2:J:80:ALA:CB	1.94	0.96
1:A:782:ARG:CG	2:J:52:VAL:C	2.17	0.96
1:B:513:SER:HB3	1:B:520:MET:CE	1.95	0.96
1:B:780:ARG:HH12	2:G:50:CYS:CB	1.76	0.96
1:C:959:SER:HA	1:C:1369:THR:CG2	1.95	0.96
1:D:652:THR:HG22	1:D:703:GLY:HA3	1.47	0.96
1:E:505:GLN:HE22	1:E:1001:VAL:N	1.61	0.96
1:E:778:PHE:CZ	1:E:1039:LYS:HD2	1.99	0.96
1:F:513:SER:HB3	1:F:520:MET:CE	1.95	0.96
1:F:913:GLY:HA2	1:F:1349:ARG:HD3	1.44	0.96
2:H:71:LEU:HG	2:H:79:GLU:HB2	1.47	0.96
2:I:71:LEU:HD12	2:I:80:ALA:CB	1.95	0.96
2:L:148:LEU:HG	2:L:234:VAL:HG23	1.44	0.96
1:A:672:GLN:HG3	1:A:693:MET:HE2	1.46	0.96
1:A:959:SER:HA	1:A:1369:THR:CG2	1.94	0.96
1:B:876:ASN:CB	1:F:1227:GLU:OE2	2.14	0.96
1:C:505:GLN:HE22	1:C:1001:VAL:N	1.62	0.96
1:D:430:VAL:HG13	1:D:554:GLU:HB2	1.36	0.96
1:D:963:VAL:HG12	1:D:964:MET:N	1.77	0.96
1:D:1229:MET:HA	1:F:877:ARG:CG	1.93	0.96

*Continued on next page...*

*Continued from previous page...*

Atom-1	Atom-2	Interatomic distance (Å)	Clash overlap (Å)
2:K:90:PHE:HB3	2:K:93:ILE:CG2	1.95	0.96
1:A:505:GLN:HE22	1:A:1001:VAL:N	1.61	0.96
1:D:1210:THR:HG22	1:D:1211:LEU:H	1.28	0.96
1:D:1227:GLU:OE2	1:F:876:ASN:CB	2.14	0.96
1:D:1227:GLU:OE1	1:F:876:ASN:HB3	1.64	0.96
1:F:565:THR:HG22	1:F:602:THR:HB	1.44	0.96
1:F:959:SER:HA	1:F:1369:THR:CG2	1.96	0.96
2:G:327:MET:HB2	2:G:346:TRP:CH2	2.00	0.96
1:C:1105:VAL:HA	2:K:54:PHE:CE1	2.01	0.96
1:D:959:SER:HA	1:D:1369:THR:CG2	1.96	0.96
1:D:1317:THR:CG2	1:D:1358:GLU:OE1	2.13	0.96
2:J:90:PHE:CE2	2:J:203:ARG:HG3	2.01	0.96
1:B:780:ARG:CZ	2:G:50:CYS:SG	2.54	0.96
1:B:1039:LYS:O	1:B:1040:PHE:CD1	2.18	0.96
1:C:139:VAL:HG12	1:C:140:SER:N	1.76	0.96
1:C:1447:TRP:CE2	1:C:1451:VAL:HG22	1.99	0.96
1:D:1039:LYS:O	1:D:1040:PHE:CD1	2.18	0.96
1:E:734:LEU:CD1	1:E:738:HIS:HD2	1.79	0.96
2:H:90:PHE:HB3	2:H:93:ILE:CG2	1.95	0.96
2:H:327:MET:HB2	2:H:346:TRP:CH2	2.00	0.96
1:A:1105:VAL:HA	2:J:54:PHE:CE1	2.01	0.96
1:B:253:HIS:H	1:B:260:MET:HE1	1.31	0.96
1:B:950:THR:HG22	1:B:951:GLU:N	1.78	0.96
1:C:902:ASN:HB3	1:E:1227:GLU:OE1	1.63	0.96
2:H:200:VAL:HA	2:H:203:ARG:HD3	1.47	0.96
2:I:90:PHE:HB3	2:I:93:ILE:CG2	1.95	0.96
2:K:71:LEU:HD12	2:K:80:ALA:CB	1.95	0.96
2:K:108:CYS:SG	2:K:110:ILE:HG12	2.04	0.96
1:B:959:SER:HA	1:B:1369:THR:CG2	1.96	0.96
1:D:782:ARG:NH2	2:H:51:GLY:N	2.14	0.96
2:K:90:PHE:CE2	2:K:203:ARG:HG3	2.01	0.96
2:L:182:MET:HE2	2:L:216:PRO:HG3	1.46	0.96
1:A:139:VAL:HG12	1:A:140:SER:N	1.76	0.96
1:C:266:VAL:HG12	1:C:279:THR:CG2	1.96	0.96
1:E:266:VAL:HG12	1:E:279:THR:CG2	1.96	0.96
1:E:1105:VAL:HA	2:L:54:PHE:CE1	2.01	0.96
1:F:253:HIS:H	1:F:260:MET:HE1	1.31	0.96
1:F:1317:THR:CG2	1:F:1358:GLU:OE1	2.13	0.96
2:J:327:MET:HB2	2:J:346:TRP:CH2	2.00	0.96
1:E:1449:ARG:O	1:E:1452:THR:HB	1.66	0.95
2:J:90:PHE:HB3	2:J:93:ILE:CG2	1.95	0.95

*Continued on next page...*

*Continued from previous page...*

Atom-1	Atom-2	Interatomic distance (Å)	Clash overlap (Å)
1:D:1449:ARG:HH11	1:D:1449:ARG:HB3	1.26	0.95
2:G:153:ILE:HD11	8:G:484:FAD:H2A	1.46	0.95
2:H:71:LEU:HD12	2:H:80:ALA:CB	1.94	0.95
1:C:430:VAL:CG1	1:C:554:GLU:CB	2.42	0.95
1:C:778:PHE:CZ	1:C:1039:LYS:HD2	1.99	0.95
1:D:780:ARG:CZ	2:H:50:CYS:SG	2.54	0.95
1:F:782:ARG:NH2	2:I:51:GLY:N	2.14	0.95
2:I:110:ILE:HD13	2:I:118:VAL:HG13	1.49	0.95
2:J:110:ILE:HD13	2:J:118:VAL:HG13	1.49	0.95
1:A:1105:VAL:HA	2:J:54:PHE:HE1	1.31	0.95
1:E:291:ALA:HB3	1:E:292:PRO:HD3	1.46	0.95
2:I:90:PHE:CE2	2:I:203:ARG:HG3	2.01	0.95
1:C:900:GLY:N	1:E:1263:HIS:HE1	1.65	0.95
1:F:780:ARG:CZ	2:I:50:CYS:SG	2.54	0.95
1:F:782:ARG:HD3	2:I:53:PRO:HD3	1.49	0.95
1:B:317:ILE:O	1:B:321:ASN:ND2	1.99	0.95
1:B:734:LEU:CD1	1:B:738:HIS:HD2	1.80	0.95
2:H:90:PHE:CE2	2:H:203:ARG:HG3	2.01	0.95
1:C:900:GLY:CA	1:E:1263:HIS:HE2	1.74	0.95
1:C:1449:ARG:O	1:C:1452:THR:HB	1.66	0.95
1:E:1438:ARG:CB	2:K:376:GLY:CA	2.31	0.95
1:F:652:THR:CG2	1:F:703:GLY:HA3	1.97	0.95
2:L:110:ILE:HD13	2:L:118:VAL:HG13	1.49	0.95
1:D:782:ARG:NH2	2:H:51:GLY:CA	0.80	0.95
1:F:782:ARG:NH2	2:I:51:GLY:CA	0.80	0.95
2:G:44:ALA:HA	2:G:69:LEU:HD11	1.45	0.95
2:H:44:ALA:HA	2:H:69:LEU:HD11	1.45	0.95
2:L:153:ILE:HD11	8:L:484:FAD:H2A	1.46	0.95
1:A:1230:GLN:HB2	1:E:877:ARG:HD3	1.49	0.95
1:D:30:HIS:ND1	1:D:1238:THR:HA	1.82	0.95
1:D:531:ASN:HB3	1:D:534:ASP:HB2	1.49	0.95
2:G:71:LEU:HD12	2:G:80:ALA:CB	1.94	0.95
2:L:327:MET:HB2	2:L:346:TRP:CH2	2.00	0.95
1:A:1391:MET:HE2	1:A:1458:VAL:CG2	1.96	0.95
1:B:30:HIS:ND1	1:B:1238:THR:HA	1.82	0.95
1:B:900:GLY:O	1:F:1227:GLU:CA	2.14	0.95
1:C:1387:MET:HG2	1:C:1387:MET:O	1.64	0.95
1:D:1221:PRO:HD2	1:D:1229:MET:HE1	1.44	0.95
1:E:139:VAL:HG12	1:E:140:SER:N	1.76	0.95
1:F:746:ILE:O	1:F:747:SER:O	1.85	0.95
2:J:200:VAL:HA	2:J:203:ARG:HD3	1.47	0.95

*Continued on next page...*

*Continued from previous page...*

Atom-1	Atom-2	Interatomic distance (Å)	Clash overlap (Å)
2:K:71:LEU:HG	2:K:79:GLU:HB2	1.47	0.95
2:K:100:GLN:HB3	2:K:105:GLU:HG2	1.46	0.95
2:L:71:LEU:HG	2:L:79:GLU:HB2	1.47	0.95
1:B:531:ASN:HB3	1:B:534:ASP:HB2	1.49	0.94
1:B:780:ARG:NH2	2:G:50:CYS:SG	2.38	0.94
1:B:950:THR:HG22	1:B:952:MET:H	1.32	0.94
1:C:1438:ARG:CB	2:J:376:GLY:CA	2.31	0.94
1:D:310:PRO:HG3	1:D:404:ARG:NH2	1.82	0.94
1:F:452:GLN:NE2	1:F:764:THR:HG21	1.82	0.94
1:B:452:GLN:NE2	1:B:764:THR:HG21	1.82	0.94
1:D:253:HIS:H	1:D:260:MET:HE1	1.31	0.94
1:D:447:LEU:HD12	1:D:451:GLN:HG3	1.50	0.94
1:D:728:ILE:HD12	1:D:1047:MET:HE3	1.46	0.94
2:I:100:GLN:HB3	2:I:105:GLU:HG2	1.46	0.94
2:K:44:ALA:HA	2:K:69:LEU:HD11	1.45	0.94
2:K:118:VAL:HG21	7:K:483:SF4:S4	2.07	0.94
2:L:80:ALA:HB3	2:L:127:ILE:HG12	1.49	0.94
2:L:305:VAL:CG1	2:L:342:VAL:HG21	1.97	0.94
1:B:182:MET:CE	1:B:217:PRO:HB3	1.95	0.94
1:B:310:PRO:HG3	1:B:404:ARG:NH2	1.82	0.94
1:B:782:ARG:NH2	2:G:51:GLY:CA	0.80	0.94
1:E:447:LEU:HD21	1:E:674:ALA:HA	1.46	0.94
1:F:310:PRO:HG3	1:F:404:ARG:NH2	1.82	0.94
1:F:317:ILE:O	1:F:321:ASN:ND2	1.99	0.94
2:G:90:PHE:CE2	2:G:203:ARG:HG3	2.01	0.94
2:I:305:VAL:CG1	2:I:342:VAL:HG21	1.97	0.94
1:B:387:PRO:HD3	1:B:1344:GLU:OE2	1.67	0.94
1:B:782:ARG:NH2	2:G:51:GLY:N	2.14	0.94
1:B:1227:GLU:OE1	1:D:876:ASN:HB3	1.64	0.94
1:C:426:LEU:HD22	1:C:543:LEU:HB3	1.47	0.94
1:D:145:GLU:OE1	1:D:173:SER:HB2	1.68	0.94
1:D:253:HIS:CG	1:D:254:PRO:CD	2.51	0.94
1:D:787:ARG:HH12	1:D:821:PRO:HG2	1.25	0.94
1:F:447:LEU:HD12	1:F:451:GLN:HG3	1.50	0.94
2:G:110:ILE:HD13	2:G:118:VAL:HG13	1.49	0.94
2:H:110:ILE:HD13	2:H:118:VAL:HG13	1.49	0.94
2:H:305:VAL:CG1	2:H:342:VAL:HG21	1.97	0.94
2:I:80:ALA:HB3	2:I:127:ILE:HG12	1.49	0.94
2:I:153:ILE:HD11	8:I:484:FAD:H2A	1.46	0.94
2:K:200:VAL:HA	2:K:203:ARG:HD3	1.47	0.94
2:K:305:VAL:CG1	2:K:342:VAL:HG21	1.97	0.94

*Continued on next page...*

*Continued from previous page...*

Atom-1	Atom-2	Interatomic distance (Å)	Clash overlap (Å)
1:C:1210:THR:CG2	1:C:1211:LEU:H	1.76	0.94
2:H:71:LEU:HD21	2:H:76:ARG:HB2	1.50	0.94
2:I:167:ARG:CG	2:I:210:ALA:HB1	1.98	0.94
2:J:153:ILE:HD11	8:J:484:FAD:H2A	1.46	0.94
1:A:734:LEU:CD1	1:A:738:HIS:HD2	1.79	0.94
1:A:877:ARG:HD3	1:C:1230:GLN:HB2	1.49	0.94
1:A:1263:HIS:HE2	1:E:900:GLY:CA	1.74	0.94
1:D:513:SER:HB3	1:D:520:MET:CE	1.95	0.94
2:G:181:ARG:HG3	2:G:187:VAL:HG11	1.49	0.94
2:J:167:ARG:CG	2:J:210:ALA:HB1	1.98	0.94
1:A:1449:ARG:O	1:A:1452:THR:HB	1.66	0.94
1:B:1227:GLU:CA	1:D:900:GLY:O	2.15	0.94
1:B:1349:ARG:HH11	1:B:1349:ARG:CG	1.72	0.94
1:C:214:ASN:O	1:C:1015:LYS:HE2	1.67	0.94
1:C:999:LYS:HG3	1:C:1022:LEU:HD23	1.49	0.94
1:D:317:ILE:O	1:D:321:ASN:ND2	1.99	0.94
1:F:30:HIS:ND1	1:F:1238:THR:HA	1.82	0.94
2:L:90:PHE:CE2	2:L:203:ARG:HG3	2.01	0.94
1:A:266:VAL:HG12	1:A:279:THR:CG2	1.96	0.94
1:A:426:LEU:HD22	1:A:543:LEU:HB3	1.47	0.94
1:A:875:MET:CE	1:A:1139:PHE:HE2	1.73	0.94
1:B:920:GLU:HB3	1:B:1256:MET:HE2	1.49	0.94
1:C:734:LEU:CD1	1:C:738:HIS:HD2	1.79	0.94
1:C:877:ARG:HD3	1:E:1230:GLN:HB2	1.49	0.94
1:D:825:LEU:CD1	1:D:1186:ARG:NH1	2.17	0.94
1:D:1227:GLU:CA	1:F:900:GLY:O	2.15	0.94
1:E:113:ASN:C	1:E:113:ASN:HD22	1.59	0.94
1:E:426:LEU:HD22	1:E:543:LEU:HB3	1.47	0.94
1:F:145:GLU:OE1	1:F:173:SER:HB2	1.68	0.94
1:F:387:PRO:HD3	1:F:1344:GLU:OE2	1.67	0.94
2:J:305:VAL:HG13	2:J:342:VAL:HG21	1.50	0.94
2:K:110:ILE:HD13	2:K:118:VAL:HG13	1.49	0.94
2:L:167:ARG:CG	2:L:210:ALA:HB1	1.98	0.94
1:D:652:THR:CG2	1:D:703:GLY:HA3	1.97	0.94
2:G:71:LEU:HG	2:G:79:GLU:HB2	1.47	0.94
2:H:167:ARG:CG	2:H:210:ALA:HB1	1.98	0.94
2:K:327:MET:HB2	2:K:346:TRP:CZ2	2.03	0.94
2:L:44:ALA:HA	2:L:69:LEU:HD11	1.45	0.94
1:A:52:GLN:HE22	1:A:71:LEU:H	1.15	0.94
1:A:345:MET:HG3	1:A:346:ASP:N	1.72	0.94
1:A:1438:ARG:HB2	2:L:376:GLY:H	1.33	0.94

*Continued on next page...*

*Continued from previous page...*

Atom-1	Atom-2	Interatomic distance (Å)	Clash overlap (Å)
1:B:1008:THR:HG22	1:B:1009:ILE:N	1.82	0.94
1:B:1210:THR:HG22	1:B:1211:LEU:H	1.28	0.94
1:C:782:ARG:CG	2:K:53:PRO:N	2.30	0.94
1:D:387:PRO:HD3	1:D:1344:GLU:OE2	1.67	0.94
1:E:782:ARG:CG	2:L:53:PRO:N	2.30	0.94
1:F:313:HIS:O	1:F:317:ILE:HG13	1.68	0.94
1:F:652:THR:HG22	1:F:703:GLY:HA3	1.47	0.94
2:G:449:LEU:HD11	2:G:451:VAL:HG12	1.49	0.94
2:H:182:MET:HE2	2:H:216:PRO:HG3	1.49	0.94
1:A:782:ARG:CG	2:J:53:PRO:N	2.30	0.93
1:B:746:ILE:O	1:B:747:SER:O	1.85	0.93
1:F:531:ASN:HB3	1:F:534:ASP:HB2	1.49	0.93
2:I:200:VAL:HA	2:I:203:ARG:HD3	1.47	0.93
2:I:327:MET:HB2	2:I:346:TRP:CZ2	2.03	0.93
2:J:305:VAL:CG1	2:J:342:VAL:HG21	1.97	0.93
2:K:321:ARG:HB2	2:K:351:GLU:HG2	1.49	0.93
2:L:305:VAL:HG13	2:L:342:VAL:HG21	1.50	0.93
1:E:950:THR:HG22	1:E:951:GLU:N	1.83	0.93
1:F:139:VAL:HG12	1:F:140:SER:H	1.19	0.93
1:F:253:HIS:CG	1:F:254:PRO:CD	2.51	0.93
1:F:706:LYS:NZ	1:F:940:GLU:OE1	2.02	0.93
1:F:1449:ARG:HB2	1:F:1449:ARG:CZ	1.98	0.93
2:I:305:VAL:HG13	2:I:342:VAL:HG21	1.50	0.93
2:J:61:VAL:HG22	2:J:87:THR:HB	1.51	0.93
2:J:429:THR:HG21	2:J:431:MET:HE1	1.50	0.93
2:K:181:ARG:HG3	2:K:187:VAL:HG11	1.49	0.93
1:B:652:THR:CG2	1:B:703:GLY:HA3	1.97	0.93
1:D:777:GLY:CA	2:H:52:VAL:HG12	1.99	0.93
2:J:71:LEU:HD21	2:J:76:ARG:HB2	1.50	0.93
1:E:782:ARG:CG	2:L:52:VAL:C	2.17	0.93
1:E:999:LYS:HG3	1:E:1022:LEU:HD23	1.49	0.93
2:H:31:ILE:HD13	2:H:336:HIS:CD2	2.03	0.93
2:K:31:ILE:HD13	2:K:336:HIS:CD2	2.04	0.93
2:K:449:LEU:HD11	2:K:451:VAL:HG12	1.49	0.93
1:D:734:LEU:CD1	1:D:738:HIS:HD2	1.80	0.93
1:D:746:ILE:O	1:D:747:SER:O	1.85	0.93
2:G:118:VAL:HG21	7:G:483:SF4:S4	2.07	0.93
2:G:167:ARG:CG	2:G:210:ALA:HB1	1.98	0.93
2:J:118:VAL:HG21	7:J:483:SF4:S4	2.07	0.93
2:K:167:ARG:CG	2:K:210:ALA:HB1	1.98	0.93
2:L:118:VAL:HG21	7:L:483:SF4:S4	2.07	0.93

*Continued on next page...*



*Continued from previous page...*

Atom-1	Atom-2	Interatomic distance (Å)	Clash overlap (Å)
1:A:290:THR:CG2	1:A:292:PRO:CD	2.46	0.93
1:C:1366:GLU:HG2	1:C:1367:TYR:CD2	2.04	0.93
1:D:706:LYS:NZ	1:D:940:GLU:OE1	2.02	0.93
1:F:734:LEU:CD1	1:F:738:HIS:HD2	1.80	0.93
1:F:768:GLU:HG2	1:F:769:GLU:H	1.34	0.93
2:I:118:VAL:HG21	7:I:483:SF4:S4	2.07	0.93
2:I:259:VAL:CG2	2:I:264:TYR:HB2	1.99	0.93
2:K:186:LEU:HD23	2:K:195:LEU:CD2	1.99	0.93
2:L:77:LEU:HD23	2:L:127:ILE:HA	1.51	0.93
2:L:200:VAL:HA	2:L:203:ARG:HD3	1.47	0.93
1:A:447:LEU:HD21	1:A:674:ALA:HA	1.46	0.93
1:A:1366:GLU:HG2	1:A:1367:TYR:CD2	2.04	0.93
1:B:145:GLU:OE1	1:B:173:SER:HB2	1.68	0.93
1:B:447:LEU:HD12	1:B:451:GLN:HG3	1.50	0.93
1:B:777:GLY:HA2	2:G:52:VAL:HG12	1.50	0.93
1:B:1317:THR:HG21	1:B:1358:GLU:OE1	1.69	0.93
1:E:266:VAL:HG12	1:E:279:THR:HG23	1.51	0.93
1:E:404:ARG:HB3	1:E:405:GLU:OE1	1.69	0.93
1:E:780:ARG:CD	2:L:51:GLY:O	2.17	0.93
1:E:875:MET:CE	1:E:1139:PHE:HE2	1.73	0.93
1:E:1076:GLY:HA3	1:E:1145:GLU:HG2	1.51	0.93
2:H:118:VAL:HG21	7:H:483:SF4:S4	2.07	0.93
2:H:181:ARG:HG3	2:H:187:VAL:HG11	1.49	0.93
2:L:449:LEU:HD11	2:L:451:VAL:HG12	1.49	0.93
1:A:404:ARG:HB3	1:A:405:GLU:OE1	1.69	0.93
1:D:950:THR:CG2	1:D:951:GLU:N	2.31	0.93
2:H:327:MET:HB2	2:H:346:TRP:CZ2	2.04	0.93
2:L:327:MET:HB2	2:L:346:TRP:CZ2	2.04	0.93
1:B:253:HIS:CG	1:B:254:PRO:CD	2.51	0.93
1:C:404:ARG:HB3	1:C:405:GLU:OE1	1.69	0.93
1:C:1076:GLY:HA3	1:C:1145:GLU:HG2	1.51	0.93
1:D:452:GLN:NE2	1:D:764:THR:HG21	1.82	0.93
1:F:777:GLY:CA	2:I:52:VAL:HG12	1.99	0.93
2:G:80:ALA:HB3	2:G:127:ILE:HG12	1.49	0.93
2:K:259:VAL:CG2	2:K:264:TYR:HB2	1.99	0.93
2:L:71:LEU:HD21	2:L:76:ARG:HB2	1.50	0.93
1:A:999:LYS:HG3	1:A:1022:LEU:HD23	1.49	0.93
1:B:950:THR:CG2	1:B:951:GLU:N	2.32	0.93
1:D:1008:THR:HG22	1:D:1009:ILE:N	1.82	0.93
1:E:1366:GLU:HG2	1:E:1367:TYR:CD2	2.04	0.93
2:H:61:VAL:HG22	2:H:87:THR:HB	1.51	0.93

*Continued on next page...*

*Continued from previous page...*

Atom-1	Atom-2	Interatomic distance (Å)	Clash overlap (Å)
2:H:186:LEU:HD23	2:H:195:LEU:CD2	1.99	0.93
2:I:61:VAL:HG22	2:I:87:THR:HB	1.51	0.93
2:L:259:VAL:CG2	2:L:264:TYR:HB2	1.99	0.93
1:A:958:HIS:O	1:A:1369:THR:CG2	2.17	0.92
1:B:464:ILE:HD11	1:B:779:TYR:CZ	2.04	0.92
1:C:875:MET:HE2	1:C:1139:PHE:CE2	2.01	0.92
2:G:71:LEU:HD21	2:G:76:ARG:HB2	1.50	0.92
2:G:186:LEU:HD23	2:G:195:LEU:CD2	1.99	0.92
1:A:510:PRO:HD2	1:A:970:PRO:HB3	1.52	0.92
1:E:510:PRO:HD2	1:E:970:PRO:HB3	1.51	0.92
2:G:77:LEU:HD23	2:G:127:ILE:HA	1.51	0.92
2:G:305:VAL:CG1	2:G:342:VAL:HG21	1.97	0.92
2:H:80:ALA:HB3	2:H:127:ILE:HG12	1.49	0.92
2:L:181:ARG:HG3	2:L:187:VAL:HG11	1.49	0.92
1:A:505:GLN:HE22	1:A:1001:VAL:H	0.93	0.92
1:A:780:ARG:CD	2:J:51:GLY:O	2.17	0.92
1:A:900:GLY:CA	1:C:1263:HIS:HE2	1.74	0.92
1:A:1076:GLY:HA3	1:A:1145:GLU:HG2	1.51	0.92
1:B:139:VAL:HG12	1:B:140:SER:H	1.19	0.92
2:G:200:VAL:HA	2:G:203:ARG:HD3	1.47	0.92
2:G:327:MET:HB2	2:G:346:TRP:CZ2	2.03	0.92
2:H:244:LYS:CD	2:H:404:GLU:HB3	1.99	0.92
2:I:321:ARG:HB2	2:I:351:GLU:HG2	1.49	0.92
1:B:313:HIS:O	1:B:317:ILE:HG13	1.68	0.92
1:B:706:LYS:NZ	1:B:940:GLU:OE1	2.02	0.92
1:D:464:ILE:HD11	1:D:779:TYR:CZ	2.04	0.92
1:E:214:ASN:O	1:E:1015:LYS:HE2	1.67	0.92
2:H:259:VAL:CG2	2:H:264:TYR:HB2	1.99	0.92
2:H:321:ARG:HB2	2:H:351:GLU:HG2	1.49	0.92
2:J:31:ILE:HD13	2:J:336:HIS:CD2	2.04	0.92
2:J:327:MET:HB2	2:J:346:TRP:CZ2	2.03	0.92
2:L:31:ILE:HD13	2:L:336:HIS:CD2	2.03	0.92
1:A:214:ASN:O	1:A:1015:LYS:HE2	1.67	0.92
1:B:782:ARG:HD3	2:G:53:PRO:HD3	1.49	0.92
1:D:182:MET:HE3	1:D:217:PRO:HB3	1.49	0.92
1:D:313:HIS:O	1:D:317:ILE:HG13	1.68	0.92
1:D:828:LEU:HD22	1:D:1172:SER:HA	1.50	0.92
1:D:920:GLU:HB3	1:D:1256:MET:HE2	1.50	0.92
1:F:920:GLU:HB3	1:F:1256:MET:HE2	1.49	0.92
1:F:950:THR:HG22	1:F:952:MET:H	1.32	0.92
2:H:440:ALA:HB1	2:H:456:ASP:CB	2.00	0.92

*Continued on next page...*

*Continued from previous page...*

Atom-1	Atom-2	Interatomic distance (Å)	Clash overlap (Å)
2:J:321:ARG:HB2	2:J:351:GLU:HG2	1.49	0.92
2:K:61:VAL:HG22	2:K:87:THR:HB	1.51	0.92
1:A:582:LEU:H	1:A:755:GLN:HE22	1.18	0.92
1:A:838:VAL:CG1	1:A:839:PRO:HD2	2.00	0.92
1:B:242:ASN:H	1:B:242:ASN:HD22	1.10	0.92
1:B:1449:ARG:HB2	1:B:1449:ARG:CZ	1.98	0.92
1:C:1105:VAL:HA	2:K:54:PHE:HE1	1.31	0.92
1:E:672:GLN:HG3	1:E:693:MET:HE2	1.49	0.92
1:E:958:HIS:O	1:E:1369:THR:CG2	2.17	0.92
1:F:464:ILE:HD11	1:F:779:TYR:CZ	2.04	0.92
2:G:31:ILE:HD13	2:G:336:HIS:CD2	2.04	0.92
2:H:447:ALA:HB1	2:H:452:TRP:CE3	2.05	0.92
2:I:31:ILE:HD13	2:I:336:HIS:CD2	2.04	0.92
2:I:71:LEU:HD21	2:I:76:ARG:HB2	1.50	0.92
2:K:244:LYS:CD	2:K:404:GLU:HB3	1.99	0.92
2:K:440:ALA:HB1	2:K:456:ASP:CB	2.00	0.92
1:B:826:ARG:HH11	1:B:826:ARG:HG2	1.35	0.92
1:B:1221:PRO:HD2	1:B:1229:MET:HE1	1.50	0.92
4:F:2474:FMN:C1'	4:F:2474:FMN:O4'	2.10	0.92
2:H:305:VAL:HG13	2:H:342:VAL:HG21	1.50	0.92
2:J:80:ALA:HB3	2:J:127:ILE:HG12	1.49	0.92
2:L:321:ARG:HB2	2:L:351:GLU:HG2	1.49	0.92
1:A:299:VAL:O	1:A:299:VAL:HG12	1.69	0.92
1:A:826:ARG:HG2	1:A:826:ARG:NH1	1.83	0.92
1:D:782:ARG:HD3	2:H:53:PRO:HD3	1.49	0.92
1:D:1449:ARG:HB2	1:D:1449:ARG:CZ	1.98	0.92
1:F:242:ASN:H	1:F:242:ASN:HD22	1.10	0.92
2:H:319:LEU:HD11	2:H:369:LEU:CD2	2.00	0.92
1:B:899:ASN:C	1:F:1263:HIS:CE1	2.43	0.92
1:E:838:VAL:CG1	1:E:839:PRO:HD2	2.00	0.92
1:F:1008:THR:HG22	1:F:1009:ILE:N	1.82	0.92
1:F:1317:THR:HG21	1:F:1358:GLU:OE1	1.69	0.92
2:G:440:ALA:HB1	2:G:456:ASP:CB	2.00	0.92
2:J:259:VAL:CG2	2:J:264:TYR:HB2	1.99	0.92
2:J:319:LEU:HD11	2:J:369:LEU:CD2	2.00	0.92
1:F:213:THR:HB	1:F:1008:THR:HG23	1.52	0.92
2:I:167:ARG:HG2	2:I:210:ALA:CB	2.00	0.92
1:A:218:THR:HG23	1:A:220:PRO:HD2	1.53	0.91
1:A:777:GLY:HA2	2:J:52:VAL:HG12	1.53	0.91
1:A:783:LYS:N	2:J:57:VAL:CG2	2.33	0.91
1:A:1263:HIS:HE1	1:E:900:GLY:N	1.65	0.91

*Continued on next page...*

*Continued from previous page...*

Atom-1	Atom-2	Interatomic distance (Å)	Clash overlap (Å)
1:C:510:PRO:HD2	1:C:970:PRO:HB3	1.52	0.91
1:E:52:GLN:HE22	1:E:71:LEU:H	1.16	0.91
2:G:429:THR:HG21	2:G:431:MET:HE1	1.52	0.91
2:J:440:ALA:HB1	2:J:456:ASP:CB	2.00	0.91
2:L:186:LEU:HD23	2:L:195:LEU:CD2	1.99	0.91
1:B:452:GLN:NE2	1:B:764:THR:CG2	2.33	0.91
1:C:780:ARG:CD	2:K:51:GLY:O	2.17	0.91
1:E:464:ILE:HD11	1:E:779:TYR:CE1	2.05	0.91
2:G:182:MET:HE2	2:G:216:PRO:HG3	1.50	0.91
2:G:259:VAL:CG2	2:G:264:TYR:HB2	1.99	0.91
2:G:321:ARG:HB2	2:G:351:GLU:HG2	1.49	0.91
2:G:430:LYS:CD	2:G:460:ALA:HB2	2.01	0.91
2:I:77:LEU:HD23	2:I:127:ILE:HA	1.51	0.91
2:J:167:ARG:HG2	2:J:210:ALA:CB	2.00	0.91
2:K:80:ALA:HB3	2:K:127:ILE:HG12	1.49	0.91
2:L:244:LYS:CD	2:L:404:GLU:HB3	1.99	0.91
1:A:950:THR:HG22	1:A:951:GLU:N	1.82	0.91
1:C:950:THR:HG22	1:C:951:GLU:N	1.82	0.91
1:D:452:GLN:NE2	1:D:764:THR:CG2	2.33	0.91
1:D:768:GLU:HG2	1:D:769:GLU:H	1.34	0.91
1:E:1105:VAL:HA	2:L:54:PHE:HE1	1.31	0.91
1:F:728:ILE:HD12	1:F:1047:MET:HE3	1.48	0.91
2:G:305:VAL:HG13	2:G:342:VAL:HG21	1.50	0.91
2:G:447:ALA:HB1	2:G:452:TRP:CE3	2.05	0.91
2:H:449:LEU:HD11	2:H:451:VAL:HG12	1.49	0.91
2:I:181:ARG:HG3	2:I:187:VAL:HG11	1.49	0.91
2:I:449:LEU:HD11	2:I:451:VAL:HG12	1.49	0.91
2:J:181:ARG:HG3	2:J:187:VAL:HG11	1.49	0.91
2:K:430:LYS:CD	2:K:460:ALA:HB2	2.01	0.91
1:A:464:ILE:HD11	1:A:779:TYR:CE1	2.05	0.91
1:B:464:ILE:CD1	1:B:779:TYR:CE2	2.54	0.91
1:F:826:ARG:HH11	1:F:826:ARG:HG2	1.35	0.91
1:F:1170:GLN:HG2	1:F:1170:GLN:O	1.69	0.91
1:C:838:VAL:CG1	1:C:839:PRO:HD2	2.00	0.91
1:D:242:ASN:HD22	1:D:242:ASN:H	1.10	0.91
1:D:1366:GLU:HG2	1:D:1367:TYR:CD2	2.05	0.91
1:E:781:PHE:CE2	2:L:57:VAL:HG21	2.05	0.91
2:J:244:LYS:CD	2:J:404:GLU:HB3	1.99	0.91
1:A:783:LYS:HA	2:J:57:VAL:HG22	0.92	0.91
1:C:958:HIS:O	1:C:1369:THR:CG2	2.17	0.91
1:F:254:PRO:HG2	1:F:255:ALA:H	1.36	0.91

*Continued on next page...*

*Continued from previous page...*

Atom-1	Atom-2	Interatomic distance (Å)	Clash overlap (Å)
2:K:71:LEU:HD21	2:K:76:ARG:HB2	1.50	0.91
2:K:305:VAL:HG13	2:K:342:VAL:HG21	1.50	0.91
2:L:430:LYS:CD	2:L:460:ALA:HB2	2.01	0.91
2:L:440:ALA:HB1	2:L:456:ASP:CB	2.00	0.91
1:A:266:VAL:O	1:A:279:THR:HG21	1.71	0.91
1:E:102:TYR:CE2	1:E:144:PHE:HE1	1.88	0.91
1:E:826:ARG:HG2	1:E:826:ARG:NH1	1.83	0.91
1:F:464:ILE:CD1	1:F:779:TYR:CE2	2.54	0.91
2:H:345:ILE:H	2:H:345:ILE:HD13	1.36	0.91
2:I:244:LYS:CD	2:I:404:GLU:HB3	1.99	0.91
2:L:61:VAL:HG22	2:L:87:THR:HB	1.51	0.91
2:L:367:ILE:HG23	2:L:390:VAL:CG2	2.01	0.91
2:L:447:ALA:HB1	2:L:452:TRP:CE3	2.05	0.91
1:A:102:TYR:CE2	1:A:144:PHE:HE1	1.88	0.91
1:B:782:ARG:HH21	2:G:51:GLY:C	1.57	0.91
1:B:1263:HIS:CE1	1:D:899:ASN:C	2.43	0.91
1:C:781:PHE:CE2	2:K:57:VAL:HG21	2.05	0.91
1:C:783:LYS:N	2:K:57:VAL:CG2	2.33	0.91
1:E:299:VAL:O	1:E:299:VAL:HG12	1.69	0.91
1:E:505:GLN:HE22	1:E:1001:VAL:H	0.93	0.91
2:H:61:VAL:CG2	2:H:87:THR:HB	2.01	0.91
2:I:447:ALA:HB1	2:I:452:TRP:CE3	2.05	0.91
2:K:345:ILE:HD13	2:K:345:ILE:H	1.36	0.91
2:L:319:LEU:HD11	2:L:369:LEU:CD2	2.00	0.91
1:B:768:GLU:HG2	1:B:769:GLU:H	1.34	0.91
1:C:582:LEU:H	1:C:755:GLN:HE22	1.18	0.91
1:E:182:MET:HE3	1:E:217:PRO:C	1.90	0.91
2:G:244:LYS:CD	2:G:404:GLU:HB3	1.99	0.91
1:A:59:VAL:CG2	1:A:105:TYR:HD2	1.82	0.91
1:C:266:VAL:HG12	1:C:279:THR:HG23	1.51	0.91
1:D:704:LEU:O	1:D:706:LYS:N	2.04	0.91
1:D:950:THR:HG22	1:D:952:MET:H	1.32	0.91
1:D:1263:HIS:CE1	1:F:899:ASN:C	2.43	0.91
4:D:2474:FMN:O4'	4:D:2474:FMN:H1'2	1.69	0.91
1:F:828:LEU:HD22	1:F:1172:SER:HA	1.50	0.91
2:G:61:VAL:HG22	2:G:87:THR:HB	1.51	0.91
2:G:319:LEU:HD11	2:G:369:LEU:CD2	2.00	0.91
2:H:430:LYS:CD	2:H:460:ALA:HB2	2.01	0.91
2:I:319:LEU:HD11	2:I:369:LEU:CD2	2.00	0.91
2:I:440:ALA:HB1	2:I:456:ASP:CB	2.00	0.91
2:J:447:ALA:HB1	2:J:452:TRP:CE3	2.05	0.91

*Continued on next page...*

*Continued from previous page...*

Atom-1	Atom-2	Interatomic distance (Å)	Clash overlap (Å)
2:K:61:VAL:CG2	2:K:87:THR:HB	2.01	0.91
2:L:167:ARG:HG2	2:L:210:ALA:CB	2.00	0.91
1:A:781:PHE:C	2:J:52:VAL:CB	2.39	0.90
1:B:1170:GLN:HG2	1:B:1170:GLN:O	1.68	0.90
1:D:838:VAL:HG13	1:D:839:PRO:HD2	1.53	0.90
1:D:1317:THR:HG21	1:D:1358:GLU:OE1	1.69	0.90
2:H:367:ILE:HG23	2:H:390:VAL:CG2	2.01	0.90
1:B:1366:GLU:HG2	1:B:1367:TYR:CD2	2.05	0.90
1:C:902:ASN:HD22	1:E:1227:GLU:HG3	1.35	0.90
1:D:826:ARG:HH11	1:D:826:ARG:HG2	1.35	0.90
2:H:167:ARG:HG2	2:H:210:ALA:CB	2.00	0.90
2:J:61:VAL:CG2	2:J:87:THR:HB	2.01	0.90
2:J:367:ILE:HG23	2:J:390:VAL:CG2	2.01	0.90
1:A:153:ARG:NH2	1:A:263:LEU:O	2.04	0.90
1:A:862:ALA:O	1:A:1118:CYS:HB2	1.71	0.90
1:A:902:ASN:HD22	1:C:1227:GLU:HG3	1.35	0.90
1:C:290:THR:CG2	1:C:292:PRO:CD	2.46	0.90
1:C:387:PRO:CD	1:C:1344:GLU:OE2	2.19	0.90
1:E:218:THR:HG23	1:E:220:PRO:HD2	1.52	0.90
2:I:367:ILE:HG23	2:I:390:VAL:CG2	2.01	0.90
2:J:345:ILE:HD13	2:J:345:ILE:H	1.36	0.90
2:K:447:ALA:HB1	2:K:452:TRP:CE3	2.05	0.90
1:C:862:ALA:O	1:C:1118:CYS:HB2	1.71	0.90
1:C:1438:ARG:HB3	2:J:376:GLY:N	1.84	0.90
1:E:266:VAL:O	1:E:279:THR:HG21	1.71	0.90
1:E:511:ILE:HG22	1:E:512:ASP:N	1.86	0.90
1:A:781:PHE:CE2	2:J:57:VAL:HG21	2.05	0.90
1:C:182:MET:HE3	1:C:217:PRO:C	1.91	0.90
1:C:266:VAL:O	1:C:279:THR:HG21	1.71	0.90
2:K:367:ILE:HG23	2:K:390:VAL:CG2	2.01	0.90
1:B:254:PRO:HG2	1:B:255:ALA:H	1.36	0.90
1:B:704:LEU:O	1:B:706:LYS:N	2.04	0.90
1:C:464:ILE:HD11	1:C:779:TYR:CE1	2.05	0.90
1:C:781:PHE:C	2:K:52:VAL:CB	2.39	0.90
1:C:783:LYS:HA	2:K:57:VAL:HG22	0.92	0.90
1:D:213:THR:HB	1:D:1008:THR:HG23	1.52	0.90
1:D:464:ILE:CD1	1:D:779:TYR:CE2	2.54	0.90
4:F:2474:FMN:O4'	4:F:2474:FMN:H1'2	1.69	0.90
2:G:345:ILE:HD13	2:G:345:ILE:H	1.36	0.90
2:K:319:LEU:HD11	2:K:369:LEU:CD2	2.00	0.90
1:A:266:VAL:HG12	1:A:279:THR:HG23	1.50	0.90

*Continued on next page...*

*Continued from previous page...*

Atom-1	Atom-2	Interatomic distance (Å)	Clash overlap (Å)
1:B:155:ILE:O	1:B:159:VAL:HG23	1.71	0.90
1:D:1263:HIS:CE1	1:F:900:GLY:N	2.20	0.90
1:F:659:ILE:HA	1:F:663:ALA:HB3	1.54	0.90
1:F:777:GLY:HA2	2:I:52:VAL:HG12	1.50	0.90
2:H:153:ILE:HD13	2:H:220:VAL:HG13	1.53	0.90
2:H:418:THR:CG2	2:H:422:THR:HG23	2.02	0.90
2:I:367:ILE:HD12	2:I:369:LEU:HD12	1.53	0.90
2:J:418:THR:CG2	2:J:422:THR:HG23	2.02	0.90
1:A:1227:GLU:HG3	1:E:902:ASN:HD22	1.35	0.90
1:B:213:THR:HB	1:B:1008:THR:HG23	1.52	0.90
1:B:588:ARG:O	1:B:592:GLU:HG3	1.72	0.90
1:C:218:THR:HG23	1:C:220:PRO:HD2	1.52	0.90
1:E:387:PRO:CD	1:E:1344:GLU:OE2	2.19	0.90
2:J:153:ILE:HD13	2:J:220:VAL:HG13	1.53	0.90
1:B:1230:GLN:N	1:D:877:ARG:HG2	1.86	0.90
1:C:299:VAL:O	1:C:299:VAL:HG12	1.69	0.90
1:C:900:GLY:HA2	1:E:1263:HIS:HE2	1.37	0.90
1:C:950:THR:CG2	1:C:951:GLU:N	2.35	0.90
1:E:862:ALA:O	1:E:1118:CYS:HB2	1.71	0.90
1:F:1438:ARG:HD2	2:G:377:ARG:N	1.49	0.90
2:G:418:THR:CG2	2:G:422:THR:HG23	2.02	0.90
1:D:588:ARG:O	1:D:592:GLU:HG3	1.72	0.90
1:D:777:GLY:HA2	2:H:52:VAL:HG12	1.50	0.90
1:D:1230:GLN:N	1:F:877:ARG:HG2	1.86	0.90
1:E:783:LYS:N	2:L:57:VAL:CG2	2.33	0.90
1:F:704:LEU:O	1:F:706:LYS:N	2.04	0.90
1:F:825:LEU:CD1	1:F:1186:ARG:NH1	2.17	0.90
1:F:950:THR:CG2	1:F:951:GLU:N	2.32	0.90
2:G:257:ASN:OD1	2:G:394:LEU:HA	1.72	0.90
2:H:77:LEU:HD23	2:H:127:ILE:HA	1.51	0.90
2:H:257:ASN:OD1	2:H:394:LEU:HA	1.72	0.90
2:I:186:LEU:HD23	2:I:195:LEU:CD2	1.99	0.90
1:A:387:PRO:CD	1:A:1344:GLU:OE2	2.19	0.89
1:F:139:VAL:CG1	1:F:140:SER:N	2.35	0.89
2:G:167:ARG:HG2	2:G:210:ALA:CB	2.00	0.89
2:I:61:VAL:CG2	2:I:87:THR:HB	2.01	0.89
2:I:418:THR:CG2	2:I:422:THR:HG23	2.02	0.89
2:J:449:LEU:HD11	2:J:451:VAL:HG12	1.49	0.89
2:K:418:THR:CG2	2:K:422:THR:HG23	2.02	0.89
1:A:950:THR:CG2	1:A:951:GLU:N	2.35	0.89
1:B:918:THR:HG22	1:B:921:TYR:H	1.38	0.89

*Continued on next page...*

*Continued from previous page...*

Atom-1	Atom-2	Interatomic distance (Å)	Clash overlap (Å)
1:C:52:GLN:HE22	1:C:71:LEU:H	1.15	0.89
1:C:236:THR:HG21	1:C:328:ASP:N	1.86	0.89
1:C:1438:ARG:HB2	2:J:376:GLY:CA	1.97	0.89
1:D:659:ILE:HA	1:D:663:ALA:HB3	1.54	0.89
1:E:781:PHE:C	2:L:52:VAL:CB	2.39	0.89
1:F:155:ILE:O	1:F:159:VAL:HG23	1.71	0.89
1:F:588:ARG:O	1:F:592:GLU:HG3	1.72	0.89
2:G:61:VAL:CG2	2:G:87:THR:HB	2.01	0.89
2:G:367:ILE:HG23	2:G:390:VAL:CG2	2.01	0.89
2:J:175:VAL:HG11	2:J:214:TYR:CD2	2.08	0.89
2:K:167:ARG:HG2	2:K:210:ALA:CB	2.00	0.89
2:K:366:ARG:HE	2:K:391:GLN:HG2	1.37	0.89
2:L:61:VAL:CG2	2:L:87:THR:HB	2.01	0.89
2:L:418:THR:CG2	2:L:422:THR:HG23	2.02	0.89
1:B:139:VAL:HG11	1:B:143:GLN:CB	2.02	0.89
1:D:526:LEU:HD12	1:D:526:LEU:N	1.88	0.89
1:E:236:THR:HG21	1:E:328:ASP:N	1.86	0.89
1:E:783:LYS:HA	2:L:57:VAL:HG22	0.91	0.89
1:F:437:GLY:HA2	1:F:690:GLU:OE2	1.73	0.89
2:G:322:ARG:HG3	2:G:323:ASP:H	1.37	0.89
2:I:430:LYS:CD	2:I:460:ALA:HB2	2.01	0.89
2:L:345:ILE:H	2:L:345:ILE:HD13	1.36	0.89
1:B:828:LEU:HD22	1:B:1172:SER:HA	1.50	0.89
1:C:227:MET:HE3	1:C:282:GLU:HA	1.54	0.89
1:C:403:ASP:OD1	1:C:407:LYS:NZ	2.05	0.89
1:C:777:GLY:HA2	2:K:52:VAL:HG12	1.53	0.89
1:C:777:GLY:CA	2:K:52:VAL:HG12	2.02	0.89
1:D:155:ILE:O	1:D:159:VAL:HG23	1.71	0.89
1:E:52:GLN:NE2	1:E:71:LEU:H	1.70	0.89
1:E:153:ARG:NH2	1:E:263:LEU:O	2.04	0.89
1:E:960:THR:HG22	1:E:963:VAL:CG2	2.03	0.89
1:F:515:ARG:HH22	1:F:966:ILE:HB	1.37	0.89
1:A:236:THR:HG21	1:A:328:ASP:N	1.86	0.89
1:B:877:ARG:HG2	1:F:1230:GLN:N	1.86	0.89
1:D:570:ASP:OD1	1:D:572:THR:HB	1.73	0.89
1:F:452:GLN:NE2	1:F:764:THR:CG2	2.33	0.89
1:F:1366:GLU:HG2	1:F:1367:TYR:CD2	2.05	0.89
2:G:366:ARG:HE	2:G:391:GLN:HG2	1.37	0.89
2:G:367:ILE:HD12	2:G:369:LEU:HD12	1.53	0.89
2:H:366:ARG:HE	2:H:391:GLN:HG2	1.37	0.89
2:I:175:VAL:HG11	2:I:214:TYR:CD2	2.08	0.89

*Continued on next page...*



*Continued from previous page...*

Atom-1	Atom-2	Interatomic distance (Å)	Clash overlap (Å)
2:J:246:ARG:HD3	2:J:399:LEU:HB3	1.55	0.89
2:K:367:ILE:HD12	2:K:369:LEU:HD12	1.53	0.89
2:L:246:ARG:HD3	2:L:399:LEU:HB3	1.55	0.89
1:B:501:GLN:HE21	1:B:653:HIS:HD2	0.90	0.89
1:B:900:GLY:N	1:F:1263:HIS:CE1	2.20	0.89
1:C:153:ARG:NH2	1:C:263:LEU:O	2.04	0.89
1:D:254:PRO:HG2	1:D:255:ALA:H	1.36	0.89
1:D:437:GLY:HA2	1:D:690:GLU:OE2	1.73	0.89
1:D:1170:GLN:HG2	1:D:1170:GLN:O	1.68	0.89
1:E:290:THR:CG2	1:E:292:PRO:CD	2.46	0.89
1:E:403:ASP:OD1	1:E:407:LYS:NZ	2.05	0.89
1:E:777:GLY:CA	2:L:52:VAL:HG12	2.02	0.89
2:I:345:ILE:H	2:I:345:ILE:HD13	1.36	0.89
2:J:257:ASN:OD1	2:J:394:LEU:HA	1.72	0.89
4:B:2474:FMN:H1'2	4:B:2474:FMN:O4'	1.69	0.89
1:C:505:GLN:HE22	1:C:1001:VAL:H	0.93	0.89
2:L:153:ILE:HD13	2:L:220:VAL:HG13	1.53	0.89
1:A:52:GLN:NE2	1:A:71:LEU:H	1.70	0.89
1:A:1263:HIS:HE2	1:E:900:GLY:HA2	1.37	0.89
1:B:950:THR:HG22	1:B:952:MET:N	1.88	0.89
1:E:710:LYS:HG2	1:E:939:GLY:HA3	1.55	0.89
2:I:110:ILE:HG13	2:I:117:ALA:HA	1.55	0.89
2:I:322:ARG:HG3	2:I:323:ASP:H	1.37	0.89
2:J:186:LEU:HD23	2:J:195:LEU:CD2	1.99	0.89
2:L:110:ILE:HG13	2:L:117:ALA:HA	1.55	0.89
1:C:511:ILE:HG22	1:C:512:ASP:N	1.86	0.89
1:C:672:GLN:HG3	1:C:693:MET:HE2	1.55	0.89
1:C:710:LYS:HG2	1:C:939:GLY:HA3	1.55	0.89
1:C:1438:ARG:HB2	2:J:376:GLY:H	1.33	0.89
1:D:652:THR:HG21	1:D:703:GLY:CA	2.03	0.89
1:E:582:LEU:H	1:E:755:GLN:NE2	1.71	0.89
2:G:110:ILE:HG13	2:G:117:ALA:HA	1.55	0.89
2:G:246:ARG:HD3	2:G:399:LEU:HB3	1.55	0.89
2:I:246:ARG:HD3	2:I:399:LEU:HB3	1.55	0.89
2:J:77:LEU:HD23	2:J:127:ILE:HA	1.51	0.89
2:K:257:ASN:OD1	2:K:394:LEU:HA	1.72	0.89
1:A:838:VAL:HG13	1:A:839:PRO:CD	2.03	0.89
1:C:52:GLN:NE2	1:C:71:LEU:H	1.70	0.89
1:C:960:THR:HG22	1:C:963:VAL:CG2	2.03	0.89
1:E:353:MET:CE	1:E:366:GLY:O	2.22	0.89
1:F:918:THR:HG22	1:F:921:TYR:H	1.38	0.89

*Continued on next page...*

*Continued from previous page...*

Atom-1	Atom-2	Interatomic distance (Å)	Clash overlap (Å)
2:H:175:VAL:HG11	2:H:214:TYR:CD2	2.08	0.89
2:J:146:LEU:HD23	2:J:147:GLY:H	1.38	0.89
2:J:366:ARG:HE	2:J:391:GLN:HG2	1.37	0.89
2:J:430:LYS:CD	2:J:460:ALA:HB2	2.01	0.89
1:A:1376:LEU:N	1:A:1376:LEU:CD2	2.33	0.88
1:C:353:MET:CE	1:C:366:GLY:O	2.21	0.88
1:D:218:THR:HG23	1:D:220:PRO:HD2	1.56	0.88
1:D:731:SER:HA	1:D:748:GLY:H	1.37	0.88
1:E:777:GLY:HA2	2:L:52:VAL:HG12	1.53	0.88
1:F:783:LYS:HA	2:I:57:VAL:HG22	0.90	0.88
2:G:175:VAL:HG11	2:G:214:TYR:CD2	2.08	0.88
2:H:148:LEU:HD12	2:H:149:SER:N	1.88	0.88
2:K:246:ARG:HD3	2:K:399:LEU:HB3	1.55	0.88
2:K:367:ILE:HD12	2:K:369:LEU:CD1	2.04	0.88
1:A:825:LEU:HD13	1:A:1186:ARG:HH11	1.38	0.88
1:A:900:GLY:HA2	1:C:1263:HIS:HE2	1.37	0.88
1:B:652:THR:HG21	1:B:703:GLY:CA	2.03	0.88
1:C:113:ASN:C	1:C:113:ASN:ND2	2.26	0.88
1:D:783:LYS:HA	2:H:57:VAL:HG22	0.90	0.88
2:H:367:ILE:HD12	2:H:369:LEU:CD1	2.04	0.88
2:J:110:ILE:HG13	2:J:117:ALA:HA	1.55	0.88
2:K:148:LEU:HD12	2:K:149:SER:N	1.88	0.88
2:L:175:VAL:HG11	2:L:214:TYR:CD2	2.08	0.88
1:B:838:VAL:HG13	1:B:839:PRO:HD2	1.54	0.88
2:H:110:ILE:HG13	2:H:117:ALA:HA	1.55	0.88
2:K:153:ILE:HD13	2:K:220:VAL:HG13	1.53	0.88
1:A:1311:THR:HG23	1:A:1312:SER:N	1.89	0.88
1:B:526:LEU:HD12	1:B:526:LEU:N	1.88	0.88
1:B:783:LYS:HA	2:G:57:VAL:HG22	0.90	0.88
1:B:876:ASN:CB	1:F:1227:GLU:OE1	2.22	0.88
1:D:734:LEU:CD1	1:D:738:HIS:CD2	2.57	0.88
2:G:148:LEU:HD12	2:G:149:SER:N	1.88	0.88
2:H:246:ARG:HD3	2:H:399:LEU:HB3	1.55	0.88
2:J:367:ILE:HD12	2:J:369:LEU:HD12	1.53	0.88
2:J:432:THR:HG22	2:J:434:MET:H	1.37	0.88
2:K:77:LEU:HD23	2:K:127:ILE:HA	1.51	0.88
2:K:110:ILE:HG13	2:K:117:ALA:HA	1.55	0.88
2:K:322:ARG:HG3	2:K:323:ASP:H	1.37	0.88
1:A:403:ASP:OD1	1:A:407:LYS:NZ	2.05	0.88
1:B:437:GLY:HA2	1:B:690:GLU:OE2	1.73	0.88
1:B:731:SER:HA	1:B:748:GLY:H	1.37	0.88

*Continued on next page...*

*Continued from previous page...*

Atom-1	Atom-2	Interatomic distance (Å)	Clash overlap (Å)
1:D:782:ARG:HB3	2:H:56:GLN:HE21	0.76	0.88
1:E:582:LEU:H	1:E:755:GLN:HE22	1.18	0.88
1:E:782:ARG:HD3	2:L:53:PRO:HD3	1.56	0.88
1:F:526:LEU:N	1:F:526:LEU:HD12	1.88	0.88
2:G:148:LEU:CG	2:G:234:VAL:HG23	2.03	0.88
1:A:372:VAL:HG12	1:A:372:VAL:O	1.74	0.88
1:A:960:THR:HG22	1:A:963:VAL:CG2	2.03	0.88
1:B:430:VAL:CG1	1:B:554:GLU:HB3	2.02	0.88
1:C:430:VAL:HG13	1:C:554:GLU:HB2	1.56	0.88
1:D:139:VAL:HG11	1:D:143:GLN:CB	2.02	0.88
2:G:367:ILE:HD12	2:G:369:LEU:CD1	2.04	0.88
2:H:146:LEU:HD23	2:H:147:GLY:H	1.38	0.88
2:H:367:ILE:HD12	2:H:369:LEU:HD12	1.53	0.88
2:I:257:ASN:OD1	2:I:394:LEU:HA	1.72	0.88
2:I:366:ARG:HE	2:I:391:GLN:HG2	1.37	0.88
2:K:175:VAL:HG11	2:K:214:TYR:CD2	2.08	0.88
2:K:430:LYS:HE2	2:K:440:ALA:CB	2.04	0.88
1:F:253:HIS:ND1	1:F:254:PRO:CD	2.37	0.88
2:L:257:ASN:OD1	2:L:394:LEU:HA	1.72	0.88
1:A:511:ILE:HG22	1:A:512:ASP:N	1.86	0.88
1:A:582:LEU:H	1:A:755:GLN:NE2	1.71	0.88
1:C:59:VAL:CG2	1:C:105:TYR:HD2	1.82	0.88
1:C:782:ARG:HD3	2:K:53:PRO:HD3	1.56	0.88
1:C:838:VAL:HG13	1:C:839:PRO:CD	2.03	0.88
1:E:838:VAL:HG13	1:E:839:PRO:CD	2.03	0.88
1:E:950:THR:CG2	1:E:951:GLU:N	2.35	0.88
1:F:139:VAL:HG11	1:F:143:GLN:CB	2.02	0.88
2:G:430:LYS:HE2	2:G:440:ALA:CB	2.04	0.88
2:I:148:LEU:HD12	2:I:149:SER:N	1.88	0.88
2:I:430:LYS:HE2	2:I:440:ALA:CB	2.04	0.88
2:L:148:LEU:CG	2:L:234:VAL:HG23	2.03	0.88
2:L:367:ILE:HD12	2:L:369:LEU:HD12	1.53	0.88
2:L:430:LYS:HE2	2:L:440:ALA:CB	2.03	0.88
1:A:182:MET:HE3	1:A:217:PRO:HB2	0.93	0.88
1:A:430:VAL:HG13	1:A:554:GLU:HB2	1.56	0.88
1:A:584:ASP:OD1	1:A:584:ASP:N	2.04	0.88
1:B:734:LEU:CD1	1:B:738:HIS:CD2	2.57	0.88
1:D:253:HIS:ND1	1:D:254:PRO:CD	2.37	0.88
1:F:783:LYS:CA	2:I:57:VAL:HG23	1.96	0.88
1:F:1115:VAL:O	1:F:1115:VAL:CG1	2.22	0.88
2:G:153:ILE:HD13	2:G:220:VAL:HG13	1.53	0.88

*Continued on next page...*

*Continued from previous page...*

Atom-1	Atom-2	Interatomic distance (Å)	Clash overlap (Å)
2:H:430:LYS:HE2	2:H:440:ALA:CB	2.03	0.88
2:I:153:ILE:HD13	2:I:220:VAL:HG13	1.53	0.88
2:L:366:ARG:HE	2:L:391:GLN:HG2	1.37	0.88
1:A:1401:LEU:O	1:A:1401:LEU:HD12	1.74	0.88
1:B:218:THR:HG23	1:B:220:PRO:HD2	1.56	0.88
1:D:139:VAL:CG1	1:D:140:SER:H	1.87	0.88
1:D:426:LEU:CD2	1:D:543:LEU:HB3	2.04	0.88
1:E:825:LEU:HD13	1:E:1186:ARG:HH11	1.38	0.88
2:J:166:LEU:HD23	2:J:461:ALA:HB1	1.56	0.88
2:K:292:VAL:CG2	2:K:394:LEU:HD13	2.04	0.88
2:L:166:LEU:HD23	2:L:461:ALA:HB1	1.56	0.88
1:B:253:HIS:ND1	1:B:254:PRO:CD	2.37	0.87
1:B:777:GLY:CA	2:G:52:VAL:HG12	1.99	0.87
1:C:582:LEU:H	1:C:755:GLN:NE2	1.71	0.87
1:D:501:GLN:NE2	1:D:653:HIS:HD2	1.72	0.87
1:F:838:VAL:HG13	1:F:839:PRO:HD2	1.54	0.87
2:J:148:LEU:CG	2:J:234:VAL:HG23	2.03	0.87
2:J:430:LYS:HE2	2:J:440:ALA:CB	2.04	0.87
1:A:710:LYS:HG2	1:A:939:GLY:HA3	1.55	0.87
1:B:426:LEU:CD2	1:B:543:LEU:HB3	2.04	0.87
1:B:501:GLN:NE2	1:B:653:HIS:HD2	1.73	0.87
1:B:515:ARG:HH22	1:B:966:ILE:HB	1.37	0.87
1:F:652:THR:HG21	1:F:703:GLY:CA	2.03	0.87
1:F:950:THR:HG22	1:F:952:MET:N	1.88	0.87
2:L:322:ARG:HG3	2:L:323:ASP:H	1.37	0.87
1:A:777:GLY:CA	2:J:52:VAL:HG12	2.02	0.87
2:G:146:LEU:HD23	2:G:147:GLY:H	1.38	0.87
2:G:166:LEU:HD23	2:G:461:ALA:HB1	1.56	0.87
2:H:166:LEU:HD23	2:H:461:ALA:HB1	1.56	0.87
2:J:322:ARG:HG3	2:J:323:ASP:H	1.37	0.87
2:K:186:LEU:CD2	2:K:195:LEU:HD21	2.04	0.87
2:L:148:LEU:HD12	2:L:149:SER:N	1.88	0.87
1:A:900:GLY:N	1:C:1263:HIS:HE1	1.65	0.87
1:B:1227:GLU:OE1	1:D:876:ASN:CB	2.22	0.87
1:F:734:LEU:CD1	1:F:738:HIS:CD2	2.56	0.87
1:F:734:LEU:HD11	1:F:738:HIS:CD2	2.10	0.87
2:H:148:LEU:CG	2:H:234:VAL:HG23	2.03	0.87
2:J:367:ILE:HD12	2:J:369:LEU:CD1	2.04	0.87
1:A:843:VAL:HG12	1:A:844:GLU:N	1.89	0.87
1:C:6:ILE:HG12	1:C:364:ILE:HG23	1.57	0.87
1:C:877:ARG:CG	1:E:1229:MET:HA	2.05	0.87

*Continued on next page...*

*Continued from previous page...*

Atom-1	Atom-2	Interatomic distance (Å)	Clash overlap (Å)
1:D:918:THR:HG22	1:D:921:TYR:H	1.38	0.87
1:E:1438:ARG:HB2	2:K:376:GLY:H	1.33	0.87
2:K:281:GLU:HG3	2:K:284:SER:H	1.39	0.87
2:K:415:LEU:HG	2:K:432:THR:CG2	2.05	0.87
1:B:570:ASP:OD1	1:B:572:THR:HB	1.73	0.87
1:C:52:GLN:HE22	1:C:71:LEU:N	1.73	0.87
1:C:146:LEU:HD12	1:C:146:LEU:O	1.75	0.87
1:D:505:GLN:HE22	1:D:1000:LEU:HB3	1.36	0.87
1:D:950:THR:HG22	1:D:952:MET:N	1.88	0.87
1:E:6:ILE:HG12	1:E:364:ILE:HG23	1.57	0.87
1:F:30:HIS:HD2	1:F:31:ARG:HG3	1.38	0.87
1:F:139:VAL:CG1	1:F:140:SER:H	1.87	0.87
2:H:92:GLU:HG2	2:H:128:ASN:CG	1.95	0.87
2:H:322:ARG:HG3	2:H:323:ASP:H	1.37	0.87
1:A:146:LEU:O	1:A:146:LEU:HD12	1.75	0.87
1:A:734:LEU:CD1	1:A:738:HIS:CD2	2.58	0.87
1:A:1438:ARG:CB	2:L:376:GLY:CA	2.31	0.87
1:B:659:ILE:HA	1:B:663:ALA:HB3	1.54	0.87
1:C:513:SER:CB	1:C:520:MET:HE2	2.04	0.87
1:D:430:VAL:CG1	1:D:554:GLU:HB3	2.02	0.87
2:J:148:LEU:HD12	2:J:149:SER:N	1.88	0.87
2:J:415:LEU:HG	2:J:432:THR:CG2	2.05	0.87
1:A:513:SER:CB	1:A:520:MET:HE2	2.05	0.87
1:B:505:GLN:HE22	1:B:1000:LEU:HB3	1.36	0.87
1:D:501:GLN:HE21	1:D:653:HIS:HD2	0.90	0.87
1:D:1227:GLU:OE1	1:F:876:ASN:CB	2.22	0.87
1:E:182:MET:HE3	1:E:217:PRO:HB2	1.00	0.87
2:I:148:LEU:CG	2:I:234:VAL:HG23	2.03	0.87
2:I:186:LEU:HD11	2:I:200:VAL:HB	1.57	0.87
2:I:432:THR:HG22	2:I:434:MET:H	1.37	0.87
2:K:148:LEU:CG	2:K:234:VAL:HG23	2.03	0.87
2:L:432:THR:HG22	2:L:434:MET:H	1.37	0.87
1:A:392:ALA:O	1:A:400:LEU:HD12	1.74	0.87
1:A:715:VAL:O	1:A:715:VAL:CG1	2.23	0.87
1:B:139:VAL:CG1	1:B:140:SER:H	1.87	0.87
1:B:734:LEU:HD11	1:B:738:HIS:CD2	2.10	0.87
1:D:218:THR:HG21	1:D:221:LEU:HG	1.56	0.87
1:D:377:THR:HG22	1:D:378:GLN:HG3	1.56	0.87
1:E:1401:LEU:O	1:E:1401:LEU:HD12	1.74	0.87
1:F:731:SER:HA	1:F:748:GLY:H	1.37	0.87
1:F:1349:ARG:NH1	1:F:1349:ARG:CG	2.34	0.87

*Continued on next page...*

*Continued from previous page...*

Atom-1	Atom-2	Interatomic distance (Å)	Clash overlap (Å)
2:G:80:ALA:HB3	2:G:127:ILE:CD1	2.05	0.87
2:G:186:LEU:CD2	2:G:195:LEU:HD21	2.04	0.87
2:G:197:LYS:HE2	2:G:275:ASP:H	1.40	0.87
2:H:153:ILE:CD1	2:H:220:VAL:HG13	2.04	0.87
2:I:166:LEU:HD23	2:I:461:ALA:HB1	1.56	0.87
2:K:153:ILE:CD1	2:K:220:VAL:HG13	2.04	0.87
2:L:367:ILE:HD12	2:L:369:LEU:CD1	2.04	0.87
1:A:353:MET:CE	1:A:366:GLY:O	2.21	0.86
1:B:782:ARG:HB3	2:G:56:GLN:HE21	0.76	0.86
1:D:1047:MET:CG	1:D:1186:ARG:NH2	2.38	0.86
1:E:430:VAL:HG13	1:E:554:GLU:HB2	1.56	0.86
1:E:828:LEU:HD22	1:E:1172:SER:HB2	1.57	0.86
1:F:218:THR:HG23	1:F:220:PRO:HD2	1.56	0.86
1:F:377:THR:HG22	1:F:378:GLN:HG3	1.56	0.86
1:F:570:ASP:OD1	1:F:572:THR:HB	1.73	0.86
2:H:281:GLU:HG3	2:H:284:SER:H	1.39	0.86
2:K:388:PHE:CD2	2:K:390:VAL:HG13	2.10	0.86
2:K:432:THR:HG22	2:K:434:MET:H	1.37	0.86
2:L:80:ALA:HB3	2:L:127:ILE:CD1	2.05	0.86
1:B:825:LEU:CD1	1:B:1186:ARG:NH1	2.17	0.86
1:C:1401:LEU:HD12	1:C:1401:LEU:O	1.74	0.86
1:E:227:MET:HE3	1:E:282:GLU:HA	1.56	0.86
1:F:426:LEU:CD2	1:F:543:LEU:HB3	2.04	0.86
1:F:501:GLN:NE2	1:F:653:HIS:HD2	1.73	0.86
2:H:292:VAL:CG2	2:H:394:LEU:HD13	2.04	0.86
2:L:146:LEU:HD23	2:L:147:GLY:H	1.38	0.86
1:A:290:THR:HG23	1:A:292:PRO:HD2	1.56	0.86
1:A:1229:MET:HA	1:E:877:ARG:CG	2.05	0.86
1:C:843:VAL:HG12	1:C:844:GLU:N	1.89	0.86
1:E:1311:THR:HG23	1:E:1312:SER:N	1.89	0.86
2:I:92:GLU:HG2	2:I:128:ASN:CG	1.95	0.86
2:J:186:LEU:HD11	2:J:200:VAL:HB	1.57	0.86
2:L:153:ILE:CD1	2:L:220:VAL:HG13	2.04	0.86
1:B:113:ASN:C	1:B:113:ASN:HD22	1.78	0.86
1:D:746:ILE:HG23	1:D:1182:ASP:CB	2.05	0.86
1:D:1263:HIS:NE2	1:F:900:GLY:CA	2.17	0.86
1:F:1047:MET:CG	1:F:1186:ARG:NH2	2.38	0.86
2:G:153:ILE:CD1	2:G:220:VAL:HG13	2.04	0.86
2:H:415:LEU:HG	2:H:432:THR:CG2	2.05	0.86
2:J:153:ILE:CD1	2:J:220:VAL:HG13	2.04	0.86
2:K:166:LEU:HD23	2:K:461:ALA:HB1	1.56	0.86

*Continued on next page...*

*Continued from previous page...*

Atom-1	Atom-2	Interatomic distance (Å)	Clash overlap (Å)
2:L:292:VAL:CG2	2:L:394:LEU:HD13	2.04	0.86
1:D:113:ASN:HD22	1:D:113:ASN:C	1.78	0.86
1:E:513:SER:CB	1:E:520:MET:HE2	2.04	0.86
1:F:505:GLN:HE22	1:F:1000:LEU:HB3	1.36	0.86
2:G:388:PHE:CD2	2:G:390:VAL:HG13	2.10	0.86
2:H:432:THR:HG22	2:H:434:MET:H	1.37	0.86
2:I:146:LEU:HD23	2:I:147:GLY:H	1.38	0.86
2:L:186:LEU:CD2	2:L:195:LEU:HD21	2.04	0.86
1:C:392:ALA:O	1:C:400:LEU:HD12	1.74	0.86
1:C:734:LEU:CD1	1:C:738:HIS:CD2	2.58	0.86
1:E:146:LEU:O	1:E:146:LEU:HD12	1.75	0.86
2:I:415:LEU:HG	2:I:432:THR:CG2	2.05	0.86
2:K:146:LEU:HD23	2:K:147:GLY:H	1.38	0.86
2:L:197:LYS:HE2	2:L:275:ASP:H	1.40	0.86
2:L:388:PHE:CD2	2:L:390:VAL:HG13	2.10	0.86
2:L:415:LEU:HG	2:L:432:THR:CG2	2.05	0.86
1:D:734:LEU:HD11	1:D:738:HIS:CD2	2.10	0.86
1:E:392:ALA:O	1:E:400:LEU:HD12	1.74	0.86
2:H:80:ALA:HB3	2:H:127:ILE:CG1	2.05	0.86
2:H:388:PHE:CD2	2:H:390:VAL:HG13	2.10	0.86
2:I:153:ILE:CD1	2:I:220:VAL:HG13	2.04	0.86
2:I:292:VAL:CG2	2:I:394:LEU:HD13	2.04	0.86
2:I:371:VAL:HG23	2:I:383:ILE:CG2	2.06	0.86
2:L:371:VAL:HG23	2:L:383:ILE:CG2	2.06	0.86
1:A:1438:ARG:HB2	2:L:376:GLY:CA	1.97	0.86
1:B:780:ARG:CG	2:G:51:GLY:O	2.24	0.86
1:C:290:THR:HG23	1:C:292:PRO:HD2	1.56	0.86
2:G:110:ILE:HD11	2:G:118:VAL:N	1.91	0.86
2:G:292:VAL:CG2	2:G:394:LEU:HD13	2.04	0.86
2:G:432:THR:HG22	2:G:434:MET:H	1.37	0.86
2:I:80:ALA:HB3	2:I:127:ILE:CG1	2.05	0.86
2:J:292:VAL:CG2	2:J:394:LEU:HD13	2.04	0.86
2:L:92:GLU:HG2	2:L:128:ASN:CG	1.95	0.86
1:B:218:THR:HG21	1:B:221:LEU:HG	1.56	0.86
1:B:901:ASP:OD1	1:F:1228:LYS:HB3	1.76	0.86
1:C:372:VAL:HG12	1:C:372:VAL:O	1.74	0.86
1:C:1115:VAL:O	1:C:1115:VAL:CG1	2.24	0.86
1:C:1338:ALA:O	1:C:1340:GLY:N	2.08	0.86
1:F:253:HIS:CE1	1:F:254:PRO:HD2	2.11	0.86
1:F:782:ARG:HB3	2:I:56:GLN:HE21	0.76	0.86
2:G:415:LEU:HG	2:G:432:THR:CG2	2.05	0.86

*Continued on next page...*

*Continued from previous page...*

Atom-1	Atom-2	Interatomic distance (Å)	Clash overlap (Å)
2:I:31:ILE:HD12	2:I:32:TYR:N	1.91	0.86
2:I:80:ALA:HB3	2:I:127:ILE:CD1	2.05	0.86
2:K:80:ALA:HB3	2:K:127:ILE:CG1	2.05	0.86
2:L:80:ALA:HB3	2:L:127:ILE:CG1	2.05	0.86
2:L:186:LEU:HD11	2:L:200:VAL:HB	1.57	0.86
1:A:409:HIS:O	1:A:412:THR:HB	1.76	0.86
1:C:482:ASP:OD1	1:C:788:HIS:CD2	2.29	0.86
1:D:515:ARG:HH22	1:D:966:ILE:HB	1.37	0.86
1:D:780:ARG:CG	2:H:51:GLY:O	2.24	0.86
1:E:59:VAL:CG2	1:E:105:TYR:HD2	1.82	0.86
1:E:1438:ARG:HB2	2:K:376:GLY:CA	1.97	0.86
1:F:417:ASP:O	1:F:418:LYS:C	2.13	0.86
2:G:371:VAL:HG23	2:G:383:ILE:CG2	2.06	0.86
2:H:303:ASP:O	2:H:307:THR:HG22	1.76	0.86
2:J:371:VAL:HG23	2:J:383:ILE:CG2	2.06	0.86
2:K:110:ILE:HD11	2:K:118:VAL:N	1.91	0.86
1:A:782:ARG:HD3	2:J:53:PRO:CD	2.05	0.85
1:A:1338:ALA:O	1:A:1340:GLY:N	2.08	0.85
1:B:377:THR:HG22	1:B:378:GLN:HG3	1.56	0.85
1:B:1047:MET:CG	1:B:1186:ARG:NH2	2.38	0.85
1:D:1128:PHE:CZ	1:D:1130:GLY:HA3	2.11	0.85
1:D:1438:ARG:HD2	2:I:377:ARG:N	1.49	0.85
2:K:430:LYS:HE2	2:K:440:ALA:HB2	1.58	0.85
2:L:31:ILE:HD12	2:L:32:TYR:N	1.91	0.85
2:L:250:ALA:HB1	2:L:251:PRO:HD2	1.57	0.85
1:A:482:ASP:OD1	1:A:788:HIS:HD2	1.59	0.85
1:A:537:GLU:HG3	1:A:538:THR:N	1.92	0.85
1:A:1115:VAL:O	1:A:1115:VAL:CG1	2.24	0.85
1:B:876:ASN:CG	1:F:1227:GLU:OE2	2.15	0.85
1:C:724:ASN:ND2	1:C:724:ASN:H	1.73	0.85
1:C:825:LEU:HD13	1:C:1186:ARG:HH11	1.38	0.85
1:C:1311:THR:HG23	1:C:1312:SER:N	1.89	0.85
1:D:1228:LYS:HB3	1:F:901:ASP:OD1	1.76	0.85
1:E:513:SER:HB3	1:E:520:MET:CE	2.06	0.85
2:I:250:ALA:HB1	2:I:251:PRO:HD2	1.57	0.85
2:K:371:VAL:HG23	2:K:383:ILE:CG2	2.06	0.85
1:B:899:ASN:O	1:F:1263:HIS:CE1	2.30	0.85
1:E:409:HIS:O	1:E:412:THR:HB	1.76	0.85
2:G:281:GLU:HG3	2:G:284:SER:H	1.39	0.85
2:H:80:ALA:HB3	2:H:127:ILE:CD1	2.05	0.85
2:H:371:VAL:HG23	2:H:383:ILE:CG2	2.06	0.85

*Continued on next page...*



*Continued from previous page...*

Atom-1	Atom-2	Interatomic distance (Å)	Clash overlap (Å)
2:I:367:ILE:HD12	2:I:369:LEU:CD1	2.04	0.85
2:J:166:LEU:HA	2:J:169:LYS:HE2	1.58	0.85
2:K:80:ALA:HB3	2:K:127:ILE:CD1	2.05	0.85
1:A:604:VAL:HG23	1:A:640:THR:HG21	1.58	0.85
1:C:537:GLU:HG3	1:C:538:THR:N	1.92	0.85
1:C:782:ARG:HD3	2:K:53:PRO:CD	2.05	0.85
1:D:1263:HIS:HE1	1:F:899:ASN:C	1.79	0.85
1:E:52:GLN:HE22	1:E:71:LEU:N	1.73	0.85
1:E:253:HIS:CG	1:E:254:PRO:CD	2.52	0.85
2:G:430:LYS:HE2	2:G:440:ALA:HB2	1.58	0.85
2:K:250:ALA:HB1	2:K:251:PRO:HD2	1.57	0.85
2:L:429:THR:HG21	2:L:431:MET:HE1	1.58	0.85
1:A:724:ASN:ND2	1:A:724:ASN:H	1.73	0.85
1:C:724:ASN:H	1:C:724:ASN:HD22	1.25	0.85
1:D:1229:MET:CA	1:F:877:ARG:HG3	2.03	0.85
1:E:604:VAL:HG23	1:E:640:THR:HG21	1.58	0.85
1:E:843:VAL:HG12	1:E:844:GLU:N	1.89	0.85
2:I:166:LEU:HA	2:I:169:LYS:HE2	1.58	0.85
2:K:303:ASP:O	2:K:307:THR:HG22	1.76	0.85
2:L:166:LEU:HA	2:L:169:LYS:HE2	1.58	0.85
1:A:731:SER:HA	1:A:748:GLY:H	1.42	0.85
1:C:479:MET:HG3	1:C:1104:MET:CE	2.05	0.85
1:C:900:GLY:HA2	1:E:1263:HIS:NE2	1.91	0.85
1:D:1227:GLU:CD	1:F:876:ASN:CB	2.45	0.85
1:E:482:ASP:OD1	1:E:788:HIS:HD2	1.59	0.85
1:E:734:LEU:CD1	1:E:738:HIS:CD2	2.58	0.85
2:J:80:ALA:HB3	2:J:127:ILE:CG1	2.05	0.85
2:J:281:GLU:HG3	2:J:284:SER:H	1.39	0.85
2:J:303:ASP:O	2:J:307:THR:HG22	1.76	0.85
2:L:110:ILE:HD11	2:L:118:VAL:N	1.91	0.85
1:A:479:MET:HG3	1:A:1104:MET:CE	2.05	0.85
1:B:1263:HIS:CE1	1:D:899:ASN:O	2.30	0.85
1:C:604:VAL:HG23	1:C:640:THR:HG21	1.58	0.85
1:C:704:LEU:O	1:C:706:LYS:N	2.10	0.85
1:C:1438:ARG:HD2	2:J:377:ARG:N	1.90	0.85
1:E:479:MET:HG3	1:E:1104:MET:CE	2.05	0.85
1:E:734:LEU:HD11	1:E:738:HIS:CD2	2.12	0.85
1:F:568:GLU:C	1:F:569:ILE:HD13	1.96	0.85
2:H:132:TRP:CD1	2:H:202:ARG:HD2	2.12	0.85
2:I:388:PHE:CD2	2:I:390:VAL:HG13	2.10	0.85
2:J:31:ILE:HD12	2:J:32:TYR:N	1.91	0.85

*Continued on next page...*

*Continued from previous page...*

Atom-1	Atom-2	Interatomic distance (Å)	Clash overlap (Å)
2:J:110:ILE:HD11	2:J:118:VAL:N	1.91	0.85
2:J:250:ALA:HB1	2:J:251:PRO:HD2	1.57	0.85
1:A:52:GLN:HE22	1:A:71:LEU:N	1.73	0.85
1:A:482:ASP:OD1	1:A:788:HIS:CD2	2.29	0.85
1:A:513:SER:HB3	1:A:520:MET:CE	2.06	0.85
1:B:746:ILE:HG23	1:B:1182:ASP:CB	2.05	0.85
1:C:734:LEU:HD11	1:C:738:HIS:CD2	2.12	0.85
1:D:568:GLU:C	1:D:569:ILE:HD13	1.96	0.85
1:E:828:LEU:CD2	1:E:1172:SER:HB2	2.07	0.85
1:E:1438:ARG:HD2	2:K:377:ARG:N	1.90	0.85
1:F:746:ILE:HG23	1:F:1182:ASP:CB	2.05	0.85
2:G:92:GLU:HG2	2:G:128:ASN:CG	1.95	0.85
2:H:31:ILE:HD12	2:H:32:TYR:N	1.91	0.85
2:H:110:ILE:HD11	2:H:118:VAL:N	1.91	0.85
2:H:197:LYS:HE2	2:H:275:ASP:H	1.40	0.85
2:I:443:ILE:HD12	2:I:444:VAL:N	1.92	0.85
2:J:92:GLU:HG2	2:J:128:ASN:CG	1.95	0.85
2:J:388:PHE:CD2	2:J:390:VAL:HG13	2.10	0.85
2:K:197:LYS:HE2	2:K:275:ASP:H	1.40	0.85
1:A:782:ARG:O	2:J:57:VAL:CG2	2.24	0.85
1:B:1227:GLU:CD	1:D:876:ASN:CB	2.45	0.85
1:D:1227:GLU:OE2	1:F:876:ASN:CG	2.15	0.85
1:F:652:THR:HG21	1:F:703:GLY:HA2	1.59	0.85
1:F:780:ARG:CG	2:I:51:GLY:O	2.24	0.85
1:F:1047:MET:HG2	1:F:1186:ARG:NH2	1.91	0.85
2:G:324:ARG:HA	2:G:346:TRP:CD2	2.12	0.85
2:H:430:LYS:HE2	2:H:440:ALA:HB2	1.57	0.85
2:I:110:ILE:HD11	2:I:118:VAL:N	1.91	0.85
2:K:92:GLU:HG2	2:K:128:ASN:CG	1.95	0.85
1:A:950:THR:HG22	1:A:952:MET:H	1.42	0.85
1:B:1115:VAL:O	1:B:1115:VAL:CG1	2.22	0.85
1:B:1128:PHE:CZ	1:B:1130:GLY:HA3	2.11	0.85
2:H:186:LEU:HD11	2:H:200:VAL:HB	1.57	0.85
2:I:271:VAL:HG21	2:I:285:LEU:HG	1.59	0.85
2:J:324:ARG:HA	2:J:346:TRP:CD2	2.12	0.85
1:A:704:LEU:O	1:A:706:LYS:N	2.10	0.84
1:B:30:HIS:HD2	1:B:31:ARG:HG3	1.38	0.84
1:C:482:ASP:OD1	1:C:788:HIS:HD2	1.59	0.84
1:C:1425:LYS:HD3	1:C:1447:TRP:CE2	2.12	0.84
1:D:843:VAL:HG12	1:D:844:GLU:N	1.92	0.84
1:D:1047:MET:HG2	1:D:1186:ARG:NH2	1.91	0.84

*Continued on next page...*

*Continued from previous page...*

Atom-1	Atom-2	Interatomic distance (Å)	Clash overlap (Å)
1:E:704:LEU:O	1:E:706:LYS:N	2.10	0.84
1:E:746:ILE:HG23	1:E:1182:ASP:HB3	1.58	0.84
2:G:80:ALA:HB3	2:G:127:ILE:CG1	2.05	0.84
2:J:80:ALA:HB3	2:J:127:ILE:CD1	2.05	0.84
2:J:443:ILE:HD12	2:J:444:VAL:N	1.92	0.84
1:A:113:ASN:C	1:A:113:ASN:ND2	2.26	0.84
1:A:724:ASN:H	1:A:724:ASN:HD22	1.25	0.84
1:A:782:ARG:HD3	2:J:53:PRO:HD3	1.56	0.84
1:C:782:ARG:O	2:K:57:VAL:CG2	2.24	0.84
1:C:828:LEU:CD2	1:C:1172:SER:HB2	2.07	0.84
1:E:515:ARG:HH22	1:E:966:ILE:HB	1.41	0.84
1:E:838:VAL:HG12	1:E:839:PRO:N	1.92	0.84
1:E:1338:ALA:O	1:E:1340:GLY:N	2.08	0.84
1:F:782:ARG:CD	2:I:53:PRO:HD2	1.99	0.84
2:G:166:LEU:HA	2:G:169:LYS:HE2	1.58	0.84
2:G:186:LEU:HD11	2:G:200:VAL:HB	1.57	0.84
2:I:430:LYS:HE2	2:I:440:ALA:HB2	1.58	0.84
1:A:6:ILE:HG12	1:A:364:ILE:HG23	1.57	0.84
1:A:342:VAL:HG11	1:A:390:MET:HE2	1.59	0.84
1:A:877:ARG:CG	1:C:1229:MET:HA	2.05	0.84
1:A:1425:LYS:HD3	1:A:1447:TRP:CE2	2.12	0.84
1:A:1438:ARG:HD2	2:L:377:ARG:N	1.90	0.84
1:B:52:GLN:HE22	1:B:71:LEU:H	1.24	0.84
1:D:1263:HIS:CE1	1:F:899:ASN:O	2.30	0.84
1:F:218:THR:HG21	1:F:221:LEU:HG	1.56	0.84
2:G:423:LEU:HD21	2:G:443:ILE:CD1	2.07	0.84
2:H:220:VAL:HG23	8:H:484:FAD:H62A	1.40	0.84
2:I:54:PHE:HB3	2:I:107:ASN:HB3	1.60	0.84
2:J:197:LYS:HE2	2:J:275:ASP:H	1.40	0.84
2:K:31:ILE:HD12	2:K:32:TYR:N	1.91	0.84
2:K:132:TRP:CD1	2:K:202:ARG:HD2	2.12	0.84
2:L:443:ILE:HD12	2:L:444:VAL:N	1.92	0.84
1:A:838:VAL:CG1	1:A:839:PRO:CD	2.56	0.84
1:B:876:ASN:CB	1:F:1227:GLU:CD	2.45	0.84
1:C:825:LEU:HD11	1:C:1186:ARG:HH12	1.40	0.84
1:E:588:ARG:O	1:E:592:GLU:HG3	1.78	0.84
1:F:1128:PHE:CZ	1:F:1130:GLY:HA3	2.11	0.84
2:G:303:ASP:O	2:G:307:THR:HG22	1.76	0.84
2:L:324:ARG:HA	2:L:346:TRP:CD2	2.12	0.84
1:A:182:MET:HE3	1:A:217:PRO:C	1.97	0.84
1:A:825:LEU:HD11	1:A:1186:ARG:HH12	1.41	0.84

*Continued on next page...*

*Continued from previous page...*

Atom-1	Atom-2	Interatomic distance (Å)	Clash overlap (Å)
1:B:182:MET:HE3	1:B:217:PRO:C	1.97	0.84
1:B:1263:HIS:NE2	1:D:900:GLY:CA	2.17	0.84
1:C:515:ARG:HH22	1:C:966:ILE:HB	1.42	0.84
1:C:731:SER:HA	1:C:748:GLY:H	1.42	0.84
1:C:828:LEU:HD22	1:C:1172:SER:HB2	1.57	0.84
1:E:825:LEU:HD11	1:E:1186:ARG:HH12	1.41	0.84
2:I:324:ARG:HA	2:I:346:TRP:CD2	2.12	0.84
2:J:132:TRP:CD1	2:J:202:ARG:HD2	2.12	0.84
2:K:54:PHE:HB3	2:K:107:ASN:HB3	1.60	0.84
1:A:876:ASN:HB2	1:C:1227:GLU:OE1	1.78	0.84
1:B:253:HIS:CE1	1:B:254:PRO:HD2	2.11	0.84
1:B:568:GLU:C	1:B:569:ILE:HD13	1.96	0.84
1:C:409:HIS:O	1:C:412:THR:HB	1.76	0.84
1:C:746:ILE:HG23	1:C:1182:ASP:HB3	1.58	0.84
1:C:826:ARG:HG2	1:C:826:ARG:NH1	1.83	0.84
1:D:253:HIS:CE1	1:D:254:PRO:HD2	2.11	0.84
1:E:290:THR:HG23	1:E:292:PRO:HD2	1.56	0.84
1:E:372:VAL:HG12	1:E:372:VAL:O	1.74	0.84
1:E:482:ASP:OD1	1:E:788:HIS:CD2	2.29	0.84
1:F:52:GLN:HE22	1:F:71:LEU:HB2	1.42	0.84
2:G:31:ILE:HD12	2:G:32:TYR:N	1.91	0.84
2:H:54:PHE:HB3	2:H:107:ASN:HB3	1.60	0.84
2:I:303:ASP:O	2:I:307:THR:HG22	1.76	0.84
2:I:449:LEU:HD23	2:I:452:TRP:CG	2.13	0.84
2:J:423:LEU:HD21	2:J:443:ILE:CD1	2.07	0.84
2:J:449:LEU:HD23	2:J:452:TRP:CG	2.13	0.84
2:L:132:TRP:CD1	2:L:202:ARG:HD2	2.12	0.84
2:L:449:LEU:HD23	2:L:452:TRP:CG	2.13	0.84
1:A:142:GLU:CD	1:A:142:GLU:H	1.80	0.84
1:A:235:ASN:HD22	1:A:235:ASN:C	1.80	0.84
1:A:828:LEU:CD2	1:A:1172:SER:HB2	2.07	0.84
1:A:937:LYS:HE3	1:A:1033:SER:HB2	1.59	0.84
1:A:1227:GLU:OE1	1:E:876:ASN:HB2	1.78	0.84
1:B:899:ASN:C	1:F:1263:HIS:HE1	1.79	0.84
1:B:1047:MET:HG2	1:B:1186:ARG:NH2	1.91	0.84
1:C:513:SER:HB3	1:C:520:MET:CE	2.06	0.84
1:C:838:VAL:CG1	1:C:839:PRO:CD	2.55	0.84
1:C:932:VAL:O	1:C:933:ALA:HB2	1.78	0.84
2:G:250:ALA:HB1	2:G:251:PRO:HD2	1.57	0.84
2:H:166:LEU:HA	2:H:169:LYS:HE2	1.58	0.84
2:H:250:ALA:HB1	2:H:251:PRO:HD2	1.57	0.84

*Continued on next page...*

*Continued from previous page...*

Atom-1	Atom-2	Interatomic distance (Å)	Clash overlap (Å)
2:I:449:LEU:HD21	2:I:451:VAL:CG1	2.08	0.84
2:L:220:VAL:HG23	8:L:484:FAD:H62A	1.40	0.84
2:L:242:VAL:HG12	2:L:403:PRO:CD	2.07	0.84
2:L:281:GLU:HG3	2:L:284:SER:H	1.39	0.84
1:A:588:ARG:O	1:A:592:GLU:HG3	1.78	0.84
1:C:584:ASP:OD1	1:C:584:ASP:N	2.04	0.84
1:C:659:ILE:HG21	1:C:716:ILE:HD11	1.59	0.84
1:D:30:HIS:HD2	1:D:31:ARG:HG3	1.38	0.84
1:E:659:ILE:HG21	1:E:716:ILE:HD11	1.59	0.84
1:E:731:SER:HA	1:E:748:GLY:H	1.42	0.84
1:E:782:ARG:O	2:L:57:VAL:CG2	2.24	0.84
2:H:449:LEU:HD21	2:H:451:VAL:CG1	2.08	0.84
2:I:132:TRP:CD1	2:I:202:ARG:HD2	2.12	0.84
2:I:197:LYS:HE2	2:I:275:ASP:H	1.40	0.84
2:J:54:PHE:HB3	2:J:107:ASN:HB3	1.60	0.84
2:J:449:LEU:HD21	2:J:451:VAL:CG1	2.08	0.84
1:A:828:LEU:HD22	1:A:1172:SER:HB2	1.57	0.84
1:A:900:GLY:HA2	1:C:1263:HIS:NE2	1.91	0.84
1:E:724:ASN:ND2	1:E:724:ASN:H	1.73	0.84
2:G:242:VAL:HG12	2:G:403:PRO:CD	2.07	0.84
2:H:443:ILE:HD12	2:H:444:VAL:N	1.92	0.84
2:H:449:LEU:HD23	2:H:452:TRP:CG	2.13	0.84
2:J:271:VAL:HG21	2:J:285:LEU:HG	1.59	0.84
2:K:186:LEU:HD11	2:K:200:VAL:HB	1.57	0.84
2:K:449:LEU:HD21	2:K:451:VAL:CG1	2.08	0.84
2:L:303:ASP:O	2:L:307:THR:HG22	1.76	0.84
2:L:423:LEU:HD21	2:L:443:ILE:CD1	2.07	0.84
2:L:430:LYS:HE2	2:L:440:ALA:HB2	1.57	0.84
1:A:227:MET:HE3	1:A:282:GLU:HA	1.57	0.84
1:A:734:LEU:HD11	1:A:738:HIS:CD2	2.12	0.84
1:C:729:GLY:O	1:C:748:GLY:HA3	1.78	0.84
1:C:937:LYS:HE3	1:C:1033:SER:HB2	1.59	0.84
1:D:1115:VAL:O	1:D:1115:VAL:CG1	2.22	0.84
1:E:838:VAL:CG1	1:E:839:PRO:CD	2.55	0.84
1:F:777:GLY:O	1:F:788:HIS:HE1	1.60	0.84
2:G:304:CYS:HA	2:G:307:THR:CG2	2.08	0.84
2:H:242:VAL:HG12	2:H:403:PRO:CD	2.07	0.84
2:H:304:CYS:HA	2:H:307:THR:CG2	2.08	0.84
2:H:350:PRO:HB2	2:H:373:ASP:N	1.93	0.84
2:K:304:CYS:HA	2:K:307:THR:CG2	2.08	0.84
2:K:324:ARG:HA	2:K:346:TRP:CD2	2.12	0.84

*Continued on next page...*

*Continued from previous page...*

Atom-1	Atom-2	Interatomic distance (Å)	Clash overlap (Å)
2:K:449:LEU:HD23	2:K:452:TRP:CG	2.13	0.84
2:L:271:VAL:HG21	2:L:285:LEU:HG	1.59	0.84
2:L:304:CYS:HA	2:L:307:THR:CG2	2.08	0.84
1:A:310:PRO:HG3	1:A:404:ARG:HH22	1.43	0.83
1:B:652:THR:HG21	1:B:703:GLY:HA2	1.59	0.83
1:B:1228:LYS:HB3	1:D:901:ASP:OD1	1.76	0.83
1:C:982:GLN:HE22	1:C:1240:ARG:HD2	1.43	0.83
1:D:182:MET:HE2	1:D:217:PRO:CB	1.83	0.83
1:D:1349:ARG:CG	1:D:1349:ARG:NH1	2.34	0.83
1:F:113:ASN:C	1:F:113:ASN:HD22	1.78	0.83
2:G:449:LEU:HD23	2:G:452:TRP:CG	2.13	0.83
2:K:220:VAL:HG23	8:K:484:FAD:H62A	1.41	0.83
2:K:350:PRO:HB2	2:K:373:ASP:N	1.93	0.83
1:A:982:GLN:HE22	1:A:1240:ARG:HD2	1.43	0.83
1:B:1227:GLU:OE2	1:D:876:ASN:CG	2.15	0.83
1:B:1442:GLU:CG	2:H:374:ALA:O	2.26	0.83
1:C:102:TYR:CE2	1:C:144:PHE:HE1	1.89	0.83
1:C:142:GLU:CD	1:C:142:GLU:H	1.80	0.83
1:C:838:VAL:HG12	1:C:839:PRO:N	1.92	0.83
1:C:1447:TRP:CE2	1:C:1451:VAL:CG2	2.61	0.83
1:F:501:GLN:HE21	1:F:653:HIS:HD2	0.90	0.83
2:G:350:PRO:HB2	2:G:373:ASP:N	1.93	0.83
2:L:54:PHE:HB3	2:L:107:ASN:HB3	1.60	0.83
1:C:464:ILE:HD11	1:C:779:TYR:CZ	2.13	0.83
1:C:876:ASN:HB2	1:E:1227:GLU:OE1	1.78	0.83
1:E:526:LEU:N	1:E:526:LEU:CD1	2.40	0.83
2:G:54:PHE:HB3	2:G:107:ASN:HB3	1.60	0.83
2:G:132:TRP:CD1	2:G:202:ARG:HD2	2.12	0.83
1:A:459:GLU:O	1:A:463:LEU:HB2	1.78	0.83
1:A:464:ILE:HD11	1:A:779:TYR:CZ	2.13	0.83
1:A:1447:TRP:CE2	1:A:1451:VAL:CG2	2.61	0.83
1:E:1115:VAL:O	1:E:1115:VAL:CG1	2.24	0.83
1:E:1425:LYS:HD3	1:E:1447:TRP:CE2	2.12	0.83
2:G:415:LEU:HG	2:G:432:THR:HG23	1.61	0.83
2:K:423:LEU:HD21	2:K:443:ILE:CD1	2.07	0.83
1:A:59:VAL:HG22	1:A:105:TYR:HD2	1.44	0.83
1:C:459:GLU:O	1:C:463:LEU:HB2	1.78	0.83
1:D:777:GLY:O	1:D:788:HIS:HE1	1.60	0.83
1:E:235:ASN:HD22	1:E:235:ASN:C	1.80	0.83
1:E:342:VAL:HG11	1:E:390:MET:HE2	1.59	0.83
1:E:459:GLU:O	1:E:463:LEU:HB2	1.78	0.83

*Continued on next page...*

*Continued from previous page...*

Atom-1	Atom-2	Interatomic distance (Å)	Clash overlap (Å)
1:E:782:ARG:HD3	2:L:53:PRO:CD	2.05	0.83
1:F:843:VAL:HG12	1:F:844:GLU:N	1.92	0.83
2:G:443:ILE:HD12	2:G:444:VAL:N	1.92	0.83
2:I:281:GLU:HG3	2:I:284:SER:H	1.39	0.83
2:J:242:VAL:HG12	2:J:403:PRO:CD	2.07	0.83
2:L:350:PRO:HB2	2:L:373:ASP:N	1.93	0.83
2:L:449:LEU:HD21	2:L:451:VAL:CG1	2.08	0.83
1:B:783:LYS:HE2	2:G:57:VAL:HG12	1.60	0.83
1:D:52:GLN:HE22	1:D:71:LEU:HB2	1.42	0.83
1:E:430:VAL:CG1	1:E:554:GLU:HB2	2.08	0.83
2:H:324:ARG:HA	2:H:346:TRP:CD2	2.12	0.83
2:K:443:ILE:HD12	2:K:444:VAL:N	1.92	0.83
1:A:526:LEU:N	1:A:526:LEU:CD1	2.40	0.83
1:B:417:ASP:O	1:B:418:LYS:C	2.13	0.83
1:B:777:GLY:O	1:B:788:HIS:HE1	1.60	0.83
1:F:973:ASP:OD2	1:F:1298:LYS:HE3	1.79	0.83
1:F:1047:MET:CG	1:F:1186:ARG:CZ	2.56	0.83
2:G:71:LEU:HD22	2:G:71:LEU:O	1.79	0.83
2:H:153:ILE:CD1	8:H:484:FAD:H2A	2.08	0.83
2:I:153:ILE:CD1	8:I:484:FAD:H2A	2.08	0.83
2:I:415:LEU:HG	2:I:432:THR:HG23	1.61	0.83
2:K:71:LEU:HD22	2:K:71:LEU:O	1.79	0.83
2:K:166:LEU:HA	2:K:169:LYS:HE2	1.58	0.83
2:L:141:THR:HB	2:L:142:PRO:HD2	1.61	0.83
1:A:364:ILE:HD12	1:A:374:ILE:HD11	1.60	0.83
1:D:182:MET:HE3	1:D:217:PRO:C	1.99	0.83
1:E:464:ILE:HD11	1:E:779:TYR:CZ	2.13	0.83
1:E:1447:TRP:CE2	1:E:1451:VAL:CG2	2.61	0.83
2:G:153:ILE:CD1	8:G:484:FAD:H2A	2.08	0.83
2:G:207:LEU:HD12	2:G:207:LEU:O	1.79	0.83
2:I:242:VAL:HG12	2:I:403:PRO:CD	2.07	0.83
2:I:423:LEU:HD21	2:I:443:ILE:CD1	2.07	0.83
2:J:132:TRP:HA	2:J:202:ARG:NH1	1.94	0.83
2:L:71:LEU:HD22	2:L:71:LEU:O	1.79	0.83
2:L:415:LEU:HG	2:L:432:THR:HG23	1.61	0.83
1:A:1388:THR:CG2	1:A:1388:THR:O	2.27	0.83
1:B:1229:MET:CA	1:D:877:ARG:HG3	2.03	0.83
1:E:982:GLN:HE22	1:E:1240:ARG:HD2	1.43	0.83
2:H:71:LEU:HD22	2:H:71:LEU:O	1.79	0.83
2:H:132:TRP:HA	2:H:202:ARG:NH1	1.94	0.83
2:H:207:LEU:O	2:H:207:LEU:HD12	1.79	0.83

*Continued on next page...*

*Continued from previous page...*

Atom-1	Atom-2	Interatomic distance (Å)	Clash overlap (Å)
2:J:186:LEU:CD2	2:J:195:LEU:HD21	2.04	0.83
2:K:242:VAL:HG12	2:K:403:PRO:CD	2.07	0.83
2:K:271:VAL:HG21	2:K:285:LEU:HG	1.59	0.83
2:K:383:ILE:HD12	2:K:386:SER:H	1.44	0.83
2:L:153:ILE:CD1	8:L:484:FAD:H2A	2.08	0.83
1:A:253:HIS:CG	1:A:254:PRO:CD	2.52	0.83
1:A:515:ARG:HH22	1:A:966:ILE:HB	1.41	0.83
1:A:1062:ARG:NH2	1:A:1088:GLU:OE2	2.12	0.83
1:B:843:VAL:HG12	1:B:844:GLU:N	1.92	0.83
1:D:253:HIS:CD2	1:D:254:PRO:HD2	2.14	0.83
1:E:670:LEU:HD22	1:E:670:LEU:O	1.78	0.83
1:E:1062:ARG:NH2	1:E:1088:GLU:OE2	2.12	0.83
2:G:449:LEU:HD21	2:G:451:VAL:CG1	2.08	0.83
2:H:465:HIS:CE1	2:H:469:LYS:HE3	2.14	0.83
2:I:153:ILE:CG2	2:I:238:VAL:HA	2.09	0.83
2:J:430:LYS:HE2	2:J:440:ALA:HB2	1.58	0.83
2:J:465:HIS:CE1	2:J:469:LYS:HE3	2.14	0.83
2:K:141:THR:HB	2:K:142:PRO:HD2	1.61	0.83
2:K:153:ILE:CD1	8:K:484:FAD:H2A	2.08	0.83
2:K:465:HIS:CE1	2:K:469:LYS:HE3	2.14	0.83
1:A:1391:MET:CE	1:A:1458:VAL:CG2	2.56	0.82
1:B:1263:HIS:HE1	1:D:899:ASN:C	1.79	0.82
1:C:342:VAL:HG11	1:C:390:MET:HE2	1.59	0.82
1:D:787:ARG:NH1	1:D:821:PRO:HG2	1.93	0.82
1:D:1442:GLU:CG	2:I:374:ALA:O	2.26	0.82
1:F:253:HIS:CD2	1:F:254:PRO:HD2	2.14	0.82
1:F:787:ARG:NH1	1:F:821:PRO:HG2	1.94	0.82
2:H:271:VAL:HG21	2:H:285:LEU:HG	1.59	0.82
2:H:383:ILE:HD12	2:H:386:SER:H	1.44	0.82
2:I:304:CYS:HA	2:I:307:THR:CG2	2.08	0.82
1:D:1370:GLY:N	1:D:1389:GLY:O	2.12	0.82
2:G:271:VAL:HG21	2:G:285:LEU:HG	1.59	0.82
2:H:150:VAL:HG13	2:H:173:VAL:HA	1.62	0.82
2:I:383:ILE:HD12	2:I:386:SER:H	1.44	0.82
2:J:350:PRO:HB2	2:J:373:ASP:N	1.93	0.82
1:A:659:ILE:HG21	1:A:716:ILE:HD11	1.59	0.82
1:A:838:VAL:HG12	1:A:839:PRO:N	1.92	0.82
1:B:746:ILE:C	1:B:747:SER:O	2.16	0.82
1:C:397:SER:HB2	1:C:399:LYS:HG3	1.61	0.82
1:C:430:VAL:CG1	1:C:554:GLU:HB2	2.08	0.82
1:C:588:ARG:O	1:C:592:GLU:HG3	1.78	0.82

*Continued on next page...*



*Continued from previous page...*

Atom-1	Atom-2	Interatomic distance (Å)	Clash overlap (Å)
1:E:452:GLN:NE2	1:E:764:THR:CG2	2.42	0.82
1:E:729:GLY:O	1:E:748:GLY:HA3	1.78	0.82
1:F:782:ARG:O	2:I:57:VAL:HG23	1.70	0.82
2:G:321:ARG:HD3	2:G:322:ARG:N	1.95	0.82
2:I:429:THR:HG21	2:I:431:MET:HE1	1.60	0.82
2:J:153:ILE:CG2	2:J:238:VAL:HA	2.09	0.82
2:J:304:CYS:HA	2:J:307:THR:CG2	2.08	0.82
2:J:415:LEU:HG	2:J:432:THR:HG23	1.61	0.82
2:K:132:TRP:HA	2:K:202:ARG:NH1	1.94	0.82
2:L:150:VAL:HG13	2:L:173:VAL:HA	1.62	0.82
2:L:207:LEU:O	2:L:207:LEU:HD12	1.79	0.82
1:B:1438:ARG:NE	2:H:376:GLY:O	2.13	0.82
1:E:59:VAL:HG22	1:E:105:TYR:HD2	1.44	0.82
1:E:142:GLU:CD	1:E:142:GLU:H	1.80	0.82
1:F:1442:GLU:CG	2:G:374:ALA:O	2.26	0.82
2:G:132:TRP:HA	2:G:202:ARG:NH1	1.94	0.82
2:G:465:HIS:CE1	2:G:469:LYS:HE3	2.14	0.82
2:H:430:LYS:HD3	2:H:460:ALA:HB2	1.62	0.82
2:I:350:PRO:HB2	2:I:373:ASP:N	1.93	0.82
2:K:321:ARG:HD3	2:K:322:ARG:N	1.95	0.82
1:F:426:LEU:HD11	1:F:558:MET:HG3	1.62	0.82
1:F:1370:GLY:N	1:F:1389:GLY:O	2.12	0.82
2:H:423:LEU:HD21	2:H:443:ILE:CD1	2.07	0.82
2:I:186:LEU:CD2	2:I:195:LEU:HD21	2.04	0.82
2:K:150:VAL:HG13	2:K:173:VAL:HA	1.62	0.82
2:K:207:LEU:HD12	2:K:207:LEU:O	1.79	0.82
2:L:153:ILE:CG2	2:L:238:VAL:HA	2.09	0.82
1:B:734:LEU:HD12	1:B:738:HIS:HD2	1.43	0.82
1:C:434:SER:OG	1:C:438:GLU:OE2	1.97	0.82
1:D:52:GLN:HE22	1:D:71:LEU:H	1.24	0.82
1:D:973:ASP:OD2	1:D:1298:LYS:HE3	1.79	0.82
1:E:724:ASN:H	1:E:724:ASN:HD22	1.25	0.82
1:F:52:GLN:HE22	1:F:71:LEU:H	1.25	0.82
1:F:182:MET:CE	1:F:217:PRO:HB3	1.95	0.82
2:I:150:VAL:HG13	2:I:173:VAL:HA	1.62	0.82
2:J:153:ILE:CD1	8:J:484:FAD:H2A	2.08	0.82
2:L:465:HIS:CE1	2:L:469:LYS:HE3	2.14	0.82
1:A:452:GLN:NE2	1:A:764:THR:CG2	2.42	0.82
1:C:670:LEU:HD22	1:C:670:LEU:O	1.78	0.82
1:E:434:SER:OG	1:E:438:GLU:OE2	1.97	0.82
2:G:93:ILE:CD1	2:G:195:LEU:HD22	2.09	0.82

*Continued on next page...*

*Continued from previous page...*

Atom-1	Atom-2	Interatomic distance (Å)	Clash overlap (Å)
2:G:150:VAL:HG13	2:G:173:VAL:HA	1.62	0.82
2:G:153:ILE:CG2	2:G:238:VAL:HA	2.09	0.82
2:J:43:GLN:HE22	2:J:119:THR:HG23	1.45	0.82
2:K:415:LEU:HG	2:K:432:THR:HG23	1.61	0.82
2:L:406:LEU:HD23	2:L:407:PRO:CD	2.10	0.82
1:A:670:LEU:O	1:A:670:LEU:HD22	1.78	0.82
1:B:710:LYS:CG	1:B:939:GLY:HA3	2.10	0.82
1:B:787:ARG:NH1	1:B:821:PRO:HG2	1.94	0.82
1:C:746:ILE:HG21	1:C:1182:ASP:N	1.94	0.82
1:C:1062:ARG:NH2	1:C:1088:GLU:OE2	2.12	0.82
1:E:426:LEU:CD2	1:E:543:LEU:HB3	2.09	0.82
1:E:912:SER:HB2	1:E:968:PRO:HD2	1.62	0.82
1:E:932:VAL:O	1:E:933:ALA:HB2	1.78	0.82
2:I:207:LEU:HD12	2:I:207:LEU:O	1.79	0.82
2:I:465:HIS:CE1	2:I:469:LYS:HE3	2.14	0.82
1:A:426:LEU:CD2	1:A:543:LEU:HB3	2.09	0.82
1:A:729:GLY:O	1:A:748:GLY:HA3	1.78	0.82
1:B:299:VAL:O	1:B:299:VAL:CG1	2.28	0.82
1:B:430:VAL:HG11	1:B:554:GLU:HB2	1.61	0.82
1:C:950:THR:HG22	1:C:952:MET:H	1.42	0.82
1:D:1062:ARG:O	1:D:1062:ARG:CG	2.26	0.82
1:E:266:VAL:O	1:E:279:THR:CG2	2.28	0.82
1:E:364:ILE:HD12	1:E:374:ILE:HD11	1.60	0.82
2:G:220:VAL:HG23	8:G:484:FAD:H62A	1.41	0.82
2:H:110:ILE:CD1	2:H:118:VAL:HG13	2.10	0.82
2:J:150:VAL:HG13	2:J:173:VAL:HA	1.62	0.82
2:J:201:GLU:HG3	2:J:205:LYS:HE2	1.62	0.82
2:J:207:LEU:HD12	2:J:207:LEU:O	1.79	0.82
2:K:93:ILE:CD1	2:K:195:LEU:HD22	2.09	0.82
2:K:365:VAL:HG22	2:K:366:ARG:HG3	1.62	0.82
2:K:430:LYS:HD3	2:K:460:ALA:HB2	1.62	0.82
1:A:266:VAL:O	1:A:279:THR:CG2	2.28	0.82
1:D:652:THR:HG21	1:D:703:GLY:HA2	1.59	0.82
1:D:959:SER:HA	1:D:1369:THR:HG21	1.61	0.82
1:D:1047:MET:CG	1:D:1186:ARG:CZ	2.56	0.82
1:D:1184:ASN:HB3	1:D:1185:PRO:CD	2.10	0.82
2:G:406:LEU:HD23	2:G:407:PRO:CD	2.10	0.82
2:H:415:LEU:HG	2:H:432:THR:HG23	1.61	0.82
2:I:71:LEU:HD22	2:I:71:LEU:O	1.79	0.82
2:J:110:ILE:CD1	2:J:118:VAL:HG13	2.10	0.82
2:J:220:VAL:HG23	8:J:484:FAD:H62A	1.41	0.82

*Continued on next page...*

*Continued from previous page...*

Atom-1	Atom-2	Interatomic distance (Å)	Clash overlap (Å)
2:J:430:LYS:HD3	2:J:460:ALA:HB2	1.62	0.82
2:L:132:TRP:HA	2:L:202:ARG:NH1	1.94	0.82
2:L:201:GLU:HG3	2:L:205:LYS:HE2	1.62	0.82
2:L:321:ARG:HD3	2:L:322:ARG:N	1.95	0.82
1:A:746:ILE:HG23	1:A:1182:ASP:HB3	1.58	0.81
1:B:1047:MET:CG	1:B:1186:ARG:CZ	2.56	0.81
1:B:1263:HIS:CE1	1:D:900:GLY:HA2	2.09	0.81
1:B:1370:GLY:N	1:B:1389:GLY:O	2.12	0.81
1:C:1388:THR:O	1:C:1388:THR:CG2	2.27	0.81
1:C:1391:MET:HE2	1:C:1458:VAL:CG2	2.02	0.81
2:G:43:GLN:NE2	2:G:119:THR:HG23	1.95	0.81
2:H:186:LEU:CD2	2:H:195:LEU:HD21	2.04	0.81
2:L:93:ILE:CD1	2:L:195:LEU:HD22	2.09	0.81
1:B:782:ARG:CD	2:G:53:PRO:HD2	1.99	0.81
1:B:1062:ARG:O	1:B:1062:ARG:CG	2.26	0.81
1:B:1349:ARG:NH1	1:B:1349:ARG:CG	2.34	0.81
1:B:1388:THR:CG2	1:B:1388:THR:O	2.29	0.81
1:C:235:ASN:HD22	1:C:235:ASN:C	1.80	0.81
1:E:139:VAL:CG1	1:E:140:SER:H	1.90	0.81
1:E:1388:THR:CG2	1:E:1388:THR:O	2.27	0.81
1:E:1391:MET:CE	1:E:1458:VAL:CG2	2.56	0.81
1:F:240:ASN:HD21	1:F:327:TRP:HA	1.45	0.81
1:F:783:LYS:HE2	2:I:57:VAL:HG12	1.60	0.81
1:F:974:ILE:HD11	1:F:983:LEU:HD12	1.62	0.81
2:G:200:VAL:HA	2:G:203:ARG:CD	2.11	0.81
2:H:365:VAL:HG22	2:H:366:ARG:HG3	1.62	0.81
2:I:141:THR:HB	2:I:142:PRO:HD2	1.61	0.81
2:L:322:ARG:HA	2:L:349:ALA:O	1.80	0.81
2:L:383:ILE:HD12	2:L:386:SER:H	1.44	0.81
1:A:397:SER:HB2	1:A:399:LYS:HG3	1.61	0.81
1:A:746:ILE:HG21	1:A:1182:ASP:N	1.94	0.81
1:A:932:VAL:O	1:A:933:ALA:HB2	1.78	0.81
1:B:52:GLN:HE22	1:B:71:LEU:HB2	1.42	0.81
1:B:240:ASN:HD21	1:B:327:TRP:HA	1.45	0.81
1:C:266:VAL:O	1:C:279:THR:CG2	2.28	0.81
1:C:364:ILE:HD12	1:C:374:ILE:HD11	1.60	0.81
1:C:447:LEU:HD12	1:C:451:GLN:HG3	1.62	0.81
1:C:1391:MET:CE	1:C:1458:VAL:CG2	2.56	0.81
1:D:1263:HIS:CE1	1:F:900:GLY:HA2	2.09	0.81
1:E:584:ASP:OD1	1:E:584:ASP:N	2.04	0.81
1:E:937:LYS:HE3	1:E:1033:SER:HB2	1.59	0.81

*Continued on next page...*

*Continued from previous page...*

Atom-1	Atom-2	Interatomic distance (Å)	Clash overlap (Å)
1:F:1471:HIS:O	1:F:1472:LEU:HB2	1.80	0.81
2:G:322:ARG:HA	2:G:349:ALA:O	1.80	0.81
2:H:93:ILE:CD1	2:H:195:LEU:HD22	2.09	0.81
2:I:43:GLN:HE22	2:I:119:THR:HG23	1.45	0.81
2:I:200:VAL:HA	2:I:203:ARG:CD	2.11	0.81
2:I:201:GLU:HG3	2:I:205:LYS:HE2	1.62	0.81
2:I:322:ARG:HA	2:I:349:ALA:O	1.80	0.81
2:J:71:LEU:HD22	2:J:71:LEU:O	1.79	0.81
2:J:200:VAL:HA	2:J:203:ARG:CD	2.11	0.81
2:K:153:ILE:CG2	2:K:238:VAL:HA	2.09	0.81
2:K:322:ARG:HA	2:K:349:ALA:O	1.80	0.81
2:L:43:GLN:NE2	2:L:119:THR:HG23	1.95	0.81
1:A:434:SER:OG	1:A:438:GLU:OE2	1.97	0.81
1:B:1184:ASN:HB3	1:B:1185:PRO:CD	2.10	0.81
1:D:1317:THR:CG2	1:D:1318:ASN:N	2.44	0.81
1:E:113:ASN:ND2	1:E:113:ASN:C	2.26	0.81
2:H:321:ARG:HD3	2:H:322:ARG:N	1.95	0.81
2:H:429:THR:HG21	2:H:431:MET:HE1	1.63	0.81
2:I:93:ILE:CD1	2:I:195:LEU:HD22	2.09	0.81
2:I:110:ILE:CD1	2:I:118:VAL:HG13	2.10	0.81
2:I:132:TRP:HA	2:I:202:ARG:NH1	1.94	0.81
2:I:319:LEU:HB2	2:I:345:ILE:HD11	1.62	0.81
1:A:430:VAL:CG1	1:A:554:GLU:HB2	2.08	0.81
1:A:531:ASN:OD1	1:A:533:LEU:HB2	1.81	0.81
1:A:950:THR:HG22	1:A:952:MET:N	1.95	0.81
1:B:974:ILE:HD11	1:B:983:LEU:HD12	1.62	0.81
1:D:240:ASN:HD21	1:D:327:TRP:HA	1.45	0.81
1:D:815:GLU:HA	1:D:815:GLU:OE1	1.80	0.81
1:D:1388:THR:CG2	1:D:1388:THR:O	2.29	0.81
1:E:950:THR:HG22	1:E:952:MET:H	1.42	0.81
1:F:866:GLU:OE2	1:F:1125:ARG:NH2	2.14	0.81
2:H:141:THR:HB	2:H:142:PRO:HD2	1.61	0.81
2:J:321:ARG:HD3	2:J:322:ARG:N	1.95	0.81
1:A:447:LEU:HD12	1:A:451:GLN:HG3	1.62	0.81
1:B:782:ARG:CZ	2:G:51:GLY:CA	1.75	0.81
1:C:452:GLN:NE2	1:C:764:THR:CG2	2.42	0.81
1:D:417:ASP:O	1:D:418:LYS:C	2.13	0.81
1:D:1438:ARG:NE	2:I:376:GLY:O	2.13	0.81
1:E:531:ASN:OD1	1:E:533:LEU:HB2	1.81	0.81
1:F:1388:THR:CG2	1:F:1388:THR:O	2.29	0.81
2:I:220:VAL:HG23	8:I:484:FAD:H62A	1.41	0.81

*Continued on next page...*

*Continued from previous page...*

Atom-1	Atom-2	Interatomic distance (Å)	Clash overlap (Å)
2:J:93:ILE:CD1	2:J:195:LEU:HD22	2.09	0.81
2:J:322:ARG:HD3	2:J:349:ALA:O	1.81	0.81
2:L:319:LEU:HB2	2:L:345:ILE:HD11	1.62	0.81
1:E:290:THR:HG22	1:E:291:ALA:N	1.95	0.81
1:F:430:VAL:HG11	1:F:554:GLU:HB2	1.61	0.81
2:G:141:THR:HB	2:G:142:PRO:HD2	1.61	0.81
2:H:43:GLN:HE22	2:H:119:THR:HG23	1.45	0.81
2:I:322:ARG:HD3	2:I:349:ALA:O	1.81	0.81
2:K:43:GLN:NE2	2:K:119:THR:HG23	1.95	0.81
2:K:110:ILE:CD1	2:K:118:VAL:HG13	2.10	0.81
2:L:322:ARG:HD3	2:L:349:ALA:O	1.81	0.81
1:C:526:LEU:HD12	1:C:526:LEU:H	1.44	0.81
1:F:1438:ARG:NE	2:G:376:GLY:O	2.13	0.81
2:H:43:GLN:NE2	2:H:119:THR:HG23	1.95	0.81
2:H:153:ILE:CG2	2:H:238:VAL:HA	2.09	0.81
2:I:321:ARG:HD3	2:I:322:ARG:N	1.95	0.81
2:J:267:THR:HG21	2:J:286:ASN:ND2	1.96	0.81
2:J:418:THR:HB	2:J:424:LEU:CD1	2.11	0.81
1:A:1376:LEU:HB3	1:A:1439:PHE:HE1	1.45	0.81
1:B:182:MET:HE2	1:B:217:PRO:CB	1.80	0.81
1:C:531:ASN:OD1	1:C:533:LEU:HB2	1.81	0.81
1:C:950:THR:HG22	1:C:952:MET:N	1.95	0.81
1:D:430:VAL:HG11	1:D:554:GLU:HB2	1.61	0.81
1:D:746:ILE:C	1:D:747:SER:O	2.16	0.81
1:E:537:GLU:HG3	1:E:538:THR:N	1.92	0.81
2:G:201:GLU:HG3	2:G:205:LYS:HE2	1.62	0.81
2:H:267:THR:HG21	2:H:286:ASN:ND2	1.96	0.81
1:A:746:ILE:CG2	1:A:1182:ASP:N	2.43	0.81
1:F:734:LEU:HD12	1:F:738:HIS:HD2	1.43	0.81
2:G:322:ARG:HD3	2:G:349:ALA:O	1.81	0.81
2:G:365:VAL:HG22	2:G:366:ARG:HG3	1.62	0.81
2:H:201:GLU:HG3	2:H:205:LYS:HE2	1.62	0.81
2:K:267:THR:HG21	2:K:286:ASN:ND2	1.96	0.81
1:A:526:LEU:HD12	1:A:526:LEU:H	1.44	0.80
1:A:1322:ILE:HG23	1:A:1323:ILE:HG23	1.63	0.80
1:C:295:LYS:HZ3	1:C:299:VAL:HG12	1.46	0.80
1:C:405:GLU:H	1:C:405:GLU:CD	1.81	0.80
1:D:299:VAL:O	1:D:299:VAL:CG1	2.28	0.80
1:D:302:ALA:HA	1:D:347:ARG:HH12	1.46	0.80
1:E:317:ILE:HG22	1:E:321:ASN:HD21	1.47	0.80
1:E:405:GLU:H	1:E:405:GLU:CD	1.81	0.80

*Continued on next page...*

*Continued from previous page...*

Atom-1	Atom-2	Interatomic distance (Å)	Clash overlap (Å)
1:E:1376:LEU:HB3	1:E:1439:PHE:HE1	1.45	0.80
2:G:383:ILE:HD12	2:G:386:SER:H	1.44	0.80
2:H:418:THR:HB	2:H:424:LEU:CD1	2.11	0.80
2:I:267:THR:HG21	2:I:286:ASN:ND2	1.96	0.80
2:I:430:LYS:HD3	2:I:460:ALA:HB2	1.62	0.80
2:J:406:LEU:HD23	2:J:407:PRO:CD	2.10	0.80
2:L:43:GLN:HE22	2:L:119:THR:HG23	1.45	0.80
2:L:200:VAL:HA	2:L:203:ARG:CD	2.10	0.80
1:A:405:GLU:H	1:A:405:GLU:CD	1.81	0.80
1:A:973:ASP:OD2	1:A:1298:LYS:HE3	1.81	0.80
1:B:253:HIS:CD2	1:B:254:PRO:HD2	2.14	0.80
1:B:900:GLY:HA2	1:F:1263:HIS:CE1	2.09	0.80
1:E:1322:ILE:HG23	1:E:1323:ILE:HG23	1.63	0.80
1:F:1184:ASN:HB3	1:F:1185:PRO:CD	2.10	0.80
2:J:423:LEU:CD2	2:J:443:ILE:HD13	2.11	0.80
2:K:200:VAL:HA	2:K:203:ARG:CD	2.11	0.80
1:A:317:ILE:HG22	1:A:321:ASN:HD21	1.47	0.80
1:B:447:LEU:HD21	1:B:674:ALA:HA	1.64	0.80
1:C:426:LEU:CD2	1:C:543:LEU:HB3	2.09	0.80
1:E:973:ASP:OD2	1:E:1298:LYS:HE3	1.81	0.80
1:E:1008:THR:CG2	1:E:1009:ILE:N	2.44	0.80
2:G:267:THR:HG21	2:G:286:ASN:ND2	1.96	0.80
2:H:322:ARG:HA	2:H:349:ALA:O	1.80	0.80
2:H:423:LEU:CD2	2:H:443:ILE:HD13	2.11	0.80
2:K:321:ARG:HB2	2:K:351:GLU:HA	1.64	0.80
1:A:290:THR:HG22	1:A:291:ALA:N	1.96	0.80
1:B:218:THR:HG22	1:B:218:THR:O	1.82	0.80
1:C:1184:ASN:HB3	1:C:1185:PRO:CD	2.11	0.80
1:D:734:LEU:HD12	1:D:738:HIS:HD2	1.43	0.80
1:F:302:ALA:HA	1:F:347:ARG:HH12	1.46	0.80
1:F:652:THR:CG2	1:F:703:GLY:CA	2.59	0.80
2:H:200:VAL:HA	2:H:203:ARG:CD	2.10	0.80
2:H:434:MET:HB2	2:H:437:VAL:CG1	2.12	0.80
2:I:429:THR:HG21	2:I:431:MET:CE	2.12	0.80
2:K:406:LEU:HD23	2:K:407:PRO:CD	2.10	0.80
1:A:375:ASP:OD2	1:A:377:THR:CB	2.26	0.80
1:A:959:SER:HA	1:A:1369:THR:HG23	1.62	0.80
1:A:1229:MET:CA	1:E:877:ARG:HG3	2.11	0.80
1:C:230:HIS:HE1	1:C:234:ILE:HG13	1.46	0.80
1:D:242:ASN:ND2	1:D:242:ASN:H	1.79	0.80
1:E:397:SER:HB2	1:E:399:LYS:HG3	1.61	0.80

*Continued on next page...*

*Continued from previous page...*

Atom-1	Atom-2	Interatomic distance (Å)	Clash overlap (Å)
1:F:1062:ARG:O	1:F:1062:ARG:CG	2.26	0.80
2:G:110:ILE:CD1	2:G:118:VAL:HG13	2.10	0.80
2:J:203:ARG:CZ	2:J:203:ARG:HB3	2.11	0.80
2:J:319:LEU:HB2	2:J:345:ILE:HD11	1.62	0.80
2:K:306:ARG:O	2:K:309:ILE:HG12	1.82	0.80
2:K:429:THR:HG21	2:K:431:MET:CE	2.12	0.80
1:A:501:GLN:HE21	1:A:653:HIS:HD2	1.30	0.80
1:A:875:MET:HE2	1:A:1139:PHE:CZ	2.15	0.80
1:B:242:ASN:ND2	1:B:242:ASN:H	1.79	0.80
1:D:652:THR:CG2	1:D:703:GLY:CA	2.59	0.80
1:D:783:LYS:HE2	2:H:57:VAL:HG12	1.60	0.80
1:D:963:VAL:CG1	1:D:964:MET:N	2.45	0.80
1:E:447:LEU:HD12	1:E:451:GLN:HG3	1.62	0.80
2:G:161:ALA:HB2	2:G:454:ILE:HG12	1.64	0.80
2:G:430:LYS:HD3	2:G:460:ALA:HB2	1.62	0.80
2:I:43:GLN:NE2	2:I:119:THR:HG23	1.95	0.80
2:K:201:GLU:HG3	2:K:205:LYS:HE2	1.62	0.80
2:K:418:THR:HB	2:K:424:LEU:CD1	2.11	0.80
2:L:110:ILE:CD1	2:L:118:VAL:HG13	2.10	0.80
1:B:973:ASP:OD2	1:B:1298:LYS:HE3	1.79	0.80
1:C:59:VAL:HG22	1:C:105:TYR:HD2	1.44	0.80
1:C:912:SER:HB2	1:C:968:PRO:HD2	1.62	0.80
1:C:1376:LEU:HB3	1:C:1439:PHE:HE1	1.45	0.80
2:G:69:LEU:HD12	2:G:69:LEU:O	1.82	0.80
2:H:322:ARG:HD3	2:H:349:ALA:O	1.81	0.80
2:H:331:GLN:HA	2:H:334:VAL:CG2	2.12	0.80
2:J:43:GLN:NE2	2:J:119:THR:HG23	1.95	0.80
2:J:322:ARG:HA	2:J:349:ALA:O	1.80	0.80
2:J:383:ILE:HD12	2:J:386:SER:H	1.44	0.80
1:A:912:SER:HB2	1:A:968:PRO:HD2	1.62	0.80
1:C:1322:ILE:HG23	1:C:1323:ILE:HG23	1.63	0.80
1:D:426:LEU:HD11	1:D:558:MET:HG3	1.61	0.80
1:D:1471:HIS:O	1:D:1472:LEU:HB2	1.80	0.80
1:E:454:PHE:CG	1:E:648:GLU:HB2	2.17	0.80
1:E:875:MET:HE2	1:E:1139:PHE:CZ	2.17	0.80
1:E:950:THR:HG22	1:E:952:MET:N	1.95	0.80
1:F:959:SER:HA	1:F:1369:THR:HG21	1.61	0.80
2:G:319:LEU:HB2	2:G:345:ILE:HD11	1.62	0.80
2:H:161:ALA:HB2	2:H:454:ILE:HG12	1.64	0.80
2:J:123:VAL:O	2:J:127:ILE:HG22	1.82	0.80
2:J:141:THR:HB	2:J:142:PRO:HD2	1.61	0.80

*Continued on next page...*

*Continued from previous page...*

Atom-1	Atom-2	Interatomic distance (Å)	Clash overlap (Å)
2:J:365:VAL:HG22	2:J:366:ARG:HG3	1.62	0.80
2:J:429:THR:HG21	2:J:431:MET:CE	2.12	0.80
1:A:877:ARG:HG3	1:C:1229:MET:CA	2.11	0.80
1:D:974:ILE:HD11	1:D:983:LEU:HD12	1.62	0.80
1:F:582:LEU:H	1:F:755:GLN:HE22	1.30	0.80
1:F:1039:LYS:O	1:F:1040:PHE:HD1	1.63	0.80
2:G:306:ARG:O	2:G:309:ILE:HG12	1.82	0.80
2:I:92:GLU:HB2	2:I:203:ARG:CZ	2.12	0.80
2:J:306:ARG:O	2:J:309:ILE:HG12	1.82	0.80
2:J:450:VAL:HG12	8:J:484:FAD:O2	1.82	0.80
2:K:423:LEU:CD2	2:K:443:ILE:HD13	2.11	0.80
2:L:321:ARG:HB2	2:L:351:GLU:HA	1.64	0.80
1:B:466:HIS:CE1	1:B:684:PHE:CE1	2.70	0.80
1:B:555:PHE:CD1	1:B:555:PHE:C	2.55	0.80
1:B:899:ASN:O	1:F:1263:HIS:ND1	2.15	0.80
1:B:900:GLY:CA	1:F:1263:HIS:NE2	2.17	0.80
1:B:1039:LYS:O	1:B:1040:PHE:HD1	1.63	0.80
1:B:1121:ASP:OD2	1:B:1124:LEU:HB2	1.82	0.80
1:B:1263:HIS:ND1	1:D:899:ASN:O	2.15	0.80
1:D:37:ASP:OD2	1:D:40:THR:HB	1.82	0.80
1:D:235:ASN:HD22	1:D:236:THR:N	1.81	0.80
1:D:824:GLN:O	1:D:827:ASP:HB2	1.81	0.80
1:D:1114:PRO:O	2:H:112:GLN:HA	1.82	0.80
1:E:310:PRO:HG3	1:E:404:ARG:HH22	1.43	0.80
1:F:582:LEU:H	1:F:755:GLN:NE2	1.80	0.80
1:F:1121:ASP:OD2	1:F:1124:LEU:HB2	1.82	0.80
2:H:306:ARG:O	2:H:309:ILE:HG12	1.82	0.80
2:J:92:GLU:HB2	2:J:203:ARG:CZ	2.12	0.80
2:K:319:LEU:HB2	2:K:345:ILE:HD11	1.62	0.80
2:K:322:ARG:HD3	2:K:349:ALA:O	1.81	0.80
2:L:267:THR:HG21	2:L:286:ASN:ND2	1.96	0.80
2:L:365:VAL:HG22	2:L:366:ARG:HG3	1.62	0.80
1:B:582:LEU:H	1:B:755:GLN:HE22	1.30	0.79
1:B:746:ILE:CG2	1:B:1182:ASP:N	2.37	0.79
1:B:815:GLU:OE1	1:B:815:GLU:HA	1.80	0.79
1:B:877:ARG:HG3	1:F:1229:MET:CA	2.03	0.79
1:B:959:SER:HA	1:B:1369:THR:HG21	1.61	0.79
1:D:447:LEU:HD21	1:D:674:ALA:HA	1.64	0.79
1:D:866:GLU:OE2	1:D:1125:ARG:NH2	2.14	0.79
1:D:1131:THR:HB	1:D:1134:LYS:HG3	1.65	0.79
2:G:288:ALA:HB2	2:G:311:GLN:OE1	1.83	0.79

*Continued on next page...*



*Continued from previous page...*

Atom-1	Atom-2	Interatomic distance (Å)	Clash overlap (Å)
2:G:450:VAL:HG12	8:G:484:FAD:O2	1.82	0.79
2:I:203:ARG:CZ	2:I:203:ARG:HB3	2.11	0.79
2:I:365:VAL:HG22	2:I:366:ARG:HG3	1.62	0.79
2:J:69:LEU:HD12	2:J:69:LEU:O	1.82	0.79
2:L:288:ALA:HB2	2:L:311:GLN:OE1	1.82	0.79
2:L:450:VAL:HG12	8:L:484:FAD:O2	1.81	0.79
1:A:787:ARG:HH12	1:A:821:PRO:HB2	1.47	0.79
1:B:426:LEU:HD11	1:B:558:MET:HG3	1.62	0.79
1:B:963:VAL:CG1	1:B:964:MET:N	2.45	0.79
1:C:746:ILE:CG2	1:C:1182:ASP:N	2.43	0.79
1:C:876:ASN:CB	1:E:1227:GLU:OE1	2.31	0.79
1:D:565:THR:CG2	1:D:602:THR:HB	2.13	0.79
1:D:782:ARG:O	2:H:57:VAL:HG23	1.70	0.79
1:D:1263:HIS:ND1	1:F:899:ASN:O	2.15	0.79
1:E:974:ILE:HD11	1:E:983:LEU:CD1	2.13	0.79
1:E:1184:ASN:HB3	1:E:1185:PRO:CD	2.11	0.79
1:F:466:HIS:CE1	1:F:684:PHE:CE1	2.70	0.79
2:K:69:LEU:HD12	2:K:69:LEU:O	1.82	0.79
2:K:434:MET:HB2	2:K:437:VAL:CG1	2.12	0.79
2:L:394:LEU:HD22	2:L:396:ILE:HD12	1.65	0.79
1:A:1401:LEU:HD12	1:A:1401:LEU:C	2.03	0.79
1:B:37:ASP:OD2	1:B:40:THR:HB	1.82	0.79
1:B:310:PRO:HG3	1:B:404:ARG:HH22	1.45	0.79
1:B:778:PHE:CZ	1:B:1039:LYS:HD2	2.18	0.79
1:C:317:ILE:HG22	1:C:321:ASN:HD21	1.47	0.79
1:E:90:ARG:NH1	1:E:129:GLU:OE1	2.16	0.79
1:F:1131:THR:HB	1:F:1134:LYS:HG3	1.64	0.79
2:H:92:GLU:HB2	2:H:203:ARG:CZ	2.12	0.79
2:H:375:THR:HG22	2:H:377:ARG:H	1.47	0.79
2:H:450:VAL:HG12	8:H:484:FAD:O2	1.81	0.79
2:I:406:LEU:HD23	2:I:407:PRO:CD	2.10	0.79
2:K:288:ALA:HB2	2:K:311:GLN:OE1	1.83	0.79
2:L:92:GLU:HB2	2:L:203:ARG:CZ	2.12	0.79
2:L:375:THR:HG22	2:L:377:ARG:H	1.47	0.79
1:A:1008:THR:CG2	1:A:1009:ILE:N	2.44	0.79
1:A:1227:GLU:OE1	1:E:876:ASN:CB	2.31	0.79
1:B:1114:PRO:O	2:G:112:GLN:HA	1.82	0.79
1:B:1317:THR:CG2	1:B:1318:ASN:N	2.44	0.79
1:B:1471:HIS:O	1:B:1472:LEU:HB2	1.80	0.79
1:C:454:PHE:CG	1:C:648:GLU:HB2	2.17	0.79
1:C:973:ASP:OD2	1:C:1298:LYS:HE3	1.82	0.79

*Continued on next page...*

*Continued from previous page...*

Atom-1	Atom-2	Interatomic distance (Å)	Clash overlap (Å)
1:C:1008:THR:CG2	1:C:1009:ILE:N	2.44	0.79
1:C:1401:LEU:HD12	1:C:1401:LEU:C	2.03	0.79
1:D:710:LYS:CG	1:D:939:GLY:HA3	2.10	0.79
1:F:815:GLU:OE1	1:F:815:GLU:HA	1.80	0.79
2:G:43:GLN:HE22	2:G:119:THR:HG23	1.45	0.79
2:G:203:ARG:HB3	2:G:203:ARG:CZ	2.11	0.79
2:G:429:THR:HG21	2:G:431:MET:CE	2.12	0.79
2:I:123:VAL:O	2:I:127:ILE:HG22	1.82	0.79
2:I:288:ALA:HB2	2:I:311:GLN:OE1	1.83	0.79
2:L:430:LYS:HD3	2:L:460:ALA:HB2	1.62	0.79
2:L:434:MET:HB2	2:L:437:VAL:CG1	2.12	0.79
1:A:230:HIS:HE1	1:A:234:ILE:HG13	1.46	0.79
1:A:515:ARG:HD2	1:A:1367:TYR:HE1	1.46	0.79
1:B:302:ALA:HA	1:B:347:ARG:HH12	1.46	0.79
1:C:959:SER:HA	1:C:1369:THR:HG23	1.63	0.79
1:F:565:THR:CG2	1:F:602:THR:HB	2.13	0.79
2:G:375:THR:HG22	2:G:377:ARG:H	1.47	0.79
2:G:394:LEU:HD22	2:G:396:ILE:HD12	1.65	0.79
2:H:123:VAL:O	2:H:127:ILE:HG22	1.82	0.79
2:H:429:THR:HG21	2:H:431:MET:CE	2.12	0.79
2:I:375:THR:HG22	2:I:377:ARG:H	1.47	0.79
2:K:203:ARG:HB3	2:K:203:ARG:CZ	2.11	0.79
2:L:153:ILE:CD1	8:L:484:FAD:C2A	2.61	0.79
2:L:203:ARG:CZ	2:L:203:ARG:HB3	2.11	0.79
2:L:429:THR:HG21	2:L:431:MET:CE	2.12	0.79
1:A:139:VAL:CG1	1:A:140:SER:H	1.90	0.79
1:D:582:LEU:H	1:D:755:GLN:NE2	1.80	0.79
1:D:1047:MET:HG2	1:D:1186:ARG:NH1	1.97	0.79
1:D:1121:ASP:OD2	1:D:1124:LEU:HB2	1.82	0.79
1:F:778:PHE:CZ	1:F:1039:LYS:HD2	2.18	0.79
2:G:92:GLU:HB2	2:G:203:ARG:CZ	2.12	0.79
2:I:394:LEU:HD22	2:I:396:ILE:HD12	1.65	0.79
2:J:321:ARG:HB2	2:J:351:GLU:CG	2.13	0.79
2:J:331:GLN:HA	2:J:334:VAL:CG2	2.12	0.79
2:J:375:THR:HG22	2:J:377:ARG:H	1.47	0.79
2:L:69:LEU:O	2:L:69:LEU:HD12	1.82	0.79
2:L:465:HIS:O	2:L:469:LYS:HG2	1.83	0.79
1:A:930:ILE:HD13	1:A:983:LEU:HD13	1.65	0.79
1:C:1114:PRO:HA	2:K:112:GLN:C	1.74	0.79
1:D:466:HIS:CE1	1:D:684:PHE:CE1	2.70	0.79
1:D:555:PHE:C	1:D:555:PHE:CD1	2.55	0.79

*Continued on next page...*

*Continued from previous page...*

Atom-1	Atom-2	Interatomic distance (Å)	Clash overlap (Å)
1:E:230:HIS:HE1	1:E:234:ILE:HG13	1.45	0.79
1:E:959:SER:HA	1:E:1369:THR:HG23	1.62	0.79
1:F:37:ASP:OD2	1:F:40:THR:HB	1.82	0.79
2:I:450:VAL:HG12	8:I:484:FAD:O2	1.81	0.79
2:K:321:ARG:HB2	2:K:351:GLU:CG	2.13	0.79
1:A:47:HIS:CE1	1:A:176:SER:HB3	2.18	0.79
1:A:580:GLU:O	1:A:584:ASP:OD1	2.01	0.79
1:B:565:THR:CG2	1:B:602:THR:HB	2.12	0.79
1:B:1318:ASN:H	1:B:1318:ASN:HD22	1.30	0.79
1:C:139:VAL:CG1	1:C:140:SER:H	1.90	0.79
1:D:310:PRO:HG3	1:D:404:ARG:HH22	1.45	0.79
1:E:501:GLN:HE21	1:E:653:HIS:HD2	1.30	0.79
1:E:1401:LEU:HD12	1:E:1401:LEU:C	2.03	0.79
1:F:1114:PRO:O	2:I:112:GLN:HA	1.82	0.79
2:H:288:ALA:HB2	2:H:311:GLN:OE1	1.82	0.79
2:H:321:ARG:HB2	2:H:351:GLU:HA	1.64	0.79
2:I:71:LEU:HD21	2:I:76:ARG:CB	2.12	0.79
2:J:92:GLU:OE1	2:J:199:VAL:HG22	1.83	0.79
2:J:161:ALA:HB2	2:J:454:ILE:HG12	1.64	0.79
1:A:182:MET:HE3	1:A:217:PRO:HB3	1.60	0.79
1:A:1290:GLY:O	1:A:1291:ASP:HB3	1.82	0.79
1:B:582:LEU:H	1:B:755:GLN:NE2	1.80	0.79
1:E:526:LEU:HD12	1:E:526:LEU:H	1.44	0.79
1:F:447:LEU:HD21	1:F:674:ALA:HA	1.64	0.79
1:F:746:ILE:CG2	1:F:1182:ASP:N	2.37	0.79
2:G:92:GLU:OE1	2:G:199:VAL:HG22	1.83	0.79
2:G:321:ARG:HB2	2:G:351:GLU:CG	2.13	0.79
2:I:434:MET:HB2	2:I:437:VAL:CG1	2.12	0.79
2:J:71:LEU:HD21	2:J:76:ARG:CB	2.12	0.79
2:K:153:ILE:CD1	8:K:484:FAD:C2A	2.61	0.79
2:K:161:ALA:HB2	2:K:454:ILE:HG12	1.64	0.79
2:K:429:THR:HG21	2:K:431:MET:HE1	1.65	0.79
2:L:71:LEU:CD2	2:L:76:ARG:HB2	2.13	0.79
1:A:551:THR:OG1	1:A:554:GLU:HG2	1.83	0.79
1:B:1131:THR:HB	1:B:1134:LYS:HG3	1.65	0.79
1:B:1227:GLU:HA	1:D:900:GLY:O	1.83	0.79
1:D:582:LEU:H	1:D:755:GLN:HE22	1.30	0.79
1:E:515:ARG:CD	1:E:1367:TYR:HE1	1.96	0.79
1:F:1047:MET:HG2	1:F:1186:ARG:NH1	1.97	0.79
2:G:123:VAL:O	2:G:127:ILE:HG22	1.82	0.79
2:H:319:LEU:HB2	2:H:345:ILE:HD11	1.62	0.79

*Continued on next page...*

*Continued from previous page...*

Atom-1	Atom-2	Interatomic distance (Å)	Clash overlap (Å)
2:I:153:ILE:CD1	8:I:484:FAD:C2A	2.61	0.79
2:K:71:LEU:CD2	2:K:76:ARG:HB2	2.13	0.79
2:K:92:GLU:HB2	2:K:203:ARG:CZ	2.12	0.79
1:B:235:ASN:HD22	1:B:236:THR:N	1.81	0.78
1:B:982:GLN:HE22	1:B:1240:ARG:HD2	1.48	0.78
1:C:47:HIS:CE1	1:C:176:SER:HB3	2.17	0.78
1:C:930:ILE:HD13	1:C:983:LEU:HD13	1.65	0.78
1:D:982:GLN:HE22	1:D:1240:ARG:HD2	1.48	0.78
1:E:1438:ARG:HB3	2:K:376:GLY:N	1.84	0.78
1:F:824:GLN:O	1:F:827:ASP:HB2	1.82	0.78
1:F:963:VAL:CG1	1:F:964:MET:N	2.45	0.78
1:F:1318:ASN:H	1:F:1318:ASN:HD22	1.30	0.78
2:H:71:LEU:HD21	2:H:76:ARG:CB	2.12	0.78
2:I:71:LEU:CD2	2:I:76:ARG:HB2	2.13	0.78
2:I:321:ARG:HB2	2:I:351:GLU:HA	1.64	0.78
2:I:351:GLU:N	2:I:372:ALA:HB3	1.99	0.78
1:A:113:ASN:HD21	1:A:115:ASP:H	1.31	0.78
1:A:974:ILE:HD11	1:A:983:LEU:CD1	2.13	0.78
1:A:1401:LEU:CD1	1:A:1405:ILE:HB	2.13	0.78
1:B:266:VAL:HG12	1:B:279:THR:CG2	2.14	0.78
1:B:900:GLY:O	1:F:1227:GLU:HA	1.83	0.78
1:E:47:HIS:CE1	1:E:176:SER:HB3	2.18	0.78
1:F:430:VAL:CG1	1:F:554:GLU:HB3	2.02	0.78
1:F:950:THR:CG2	1:F:952:MET:H	1.97	0.78
2:G:153:ILE:CD1	8:G:484:FAD:C2A	2.61	0.78
2:J:434:MET:HB2	2:J:437:VAL:CG1	2.12	0.78
2:K:349:ALA:HB3	2:K:350:PRO:HD3	1.66	0.78
2:K:450:VAL:HG12	8:K:484:FAD:O2	1.81	0.78
1:A:454:PHE:CG	1:A:648:GLU:HB2	2.17	0.78
1:C:310:PRO:HG3	1:C:404:ARG:HH22	1.43	0.78
1:C:580:GLU:O	1:C:584:ASP:OD1	2.01	0.78
1:E:704:LEU:O	1:E:705:LEU:C	2.20	0.78
1:E:746:ILE:CG2	1:E:1182:ASP:N	2.43	0.78
1:F:1317:THR:CG2	1:F:1318:ASN:N	2.44	0.78
2:G:418:THR:HB	2:G:424:LEU:CD1	2.11	0.78
2:H:92:GLU:OE1	2:H:199:VAL:HG22	1.83	0.78
2:H:351:GLU:N	2:H:372:ALA:HB3	1.99	0.78
2:I:306:ARG:O	2:I:309:ILE:HG12	1.82	0.78
2:K:331:GLN:HA	2:K:334:VAL:CG2	2.12	0.78
2:L:71:LEU:HD21	2:L:76:ARG:CB	2.12	0.78
1:A:450:ARG:O	1:A:452:GLN:N	2.17	0.78

*Continued on next page...*

*Continued from previous page...*

Atom-1	Atom-2	Interatomic distance (Å)	Clash overlap (Å)
1:A:876:ASN:CB	1:C:1227:GLU:OE1	2.31	0.78
1:A:1043:LEU:HD23	1:A:1044:PRO:HD2	1.66	0.78
1:B:260:MET:O	1:B:263:LEU:HB2	1.84	0.78
1:B:824:GLN:O	1:B:827:ASP:HB2	1.82	0.78
1:D:218:THR:HG22	1:D:218:THR:O	1.82	0.78
1:D:522:LEU:HD21	1:D:705:LEU:CD2	2.14	0.78
1:D:778:PHE:CZ	1:D:1039:LYS:HD2	2.18	0.78
1:E:447:LEU:HD21	1:E:674:ALA:CA	2.13	0.78
1:F:242:ASN:ND2	1:F:242:ASN:H	1.79	0.78
1:F:1449:ARG:CB	1:F:1449:ARG:NH1	1.80	0.78
2:G:71:LEU:HG	2:G:79:GLU:CB	2.14	0.78
2:G:465:HIS:O	2:G:469:LYS:HG2	1.83	0.78
2:H:71:LEU:CD2	2:H:76:ARG:HB2	2.13	0.78
2:H:406:LEU:HD23	2:H:407:PRO:CD	2.10	0.78
2:J:349:ALA:HB3	2:J:350:PRO:HD3	1.66	0.78
2:J:351:GLU:N	2:J:372:ALA:HB3	1.99	0.78
1:B:531:ASN:OD1	1:B:533:LEU:HB2	1.83	0.78
1:C:182:MET:HE3	1:C:217:PRO:HB2	0.99	0.78
1:C:290:THR:HG22	1:C:291:ALA:N	1.96	0.78
1:D:260:MET:O	1:D:263:LEU:HB2	1.84	0.78
1:E:450:ARG:O	1:E:452:GLN:N	2.17	0.78
1:F:235:ASN:HD22	1:F:236:THR:N	1.81	0.78
1:F:266:VAL:HG12	1:F:279:THR:CG2	2.14	0.78
1:F:982:GLN:HE22	1:F:1240:ARG:HD2	1.48	0.78
2:G:321:ARG:HB2	2:G:351:GLU:HA	1.64	0.78
2:G:331:GLN:HA	2:G:334:VAL:CG2	2.12	0.78
2:I:92:GLU:OE1	2:I:199:VAL:HG22	1.83	0.78
2:I:465:HIS:O	2:I:469:LYS:HG2	1.83	0.78
2:J:394:LEU:HD22	2:J:396:ILE:HD12	1.65	0.78
2:K:43:GLN:HE22	2:K:119:THR:HG23	1.45	0.78
2:K:351:GLU:N	2:K:372:ALA:HB3	1.99	0.78
2:L:123:VAL:O	2:L:127:ILE:HG22	1.82	0.78
2:L:306:ARG:O	2:L:309:ILE:HG12	1.82	0.78
2:L:331:GLN:HA	2:L:334:VAL:CG2	2.12	0.78
1:A:90:ARG:NH1	1:A:129:GLU:OE1	2.16	0.78
1:B:1047:MET:HG2	1:B:1186:ARG:NH1	1.97	0.78
1:C:253:HIS:CG	1:C:254:PRO:CD	2.52	0.78
1:C:501:GLN:HE21	1:C:653:HIS:HD2	1.30	0.78
1:C:1401:LEU:CD1	1:C:1405:ILE:HB	2.13	0.78
1:D:266:VAL:HG12	1:D:279:THR:CG2	2.14	0.78
1:D:746:ILE:CG2	1:D:1182:ASP:N	2.37	0.78

*Continued on next page...*

*Continued from previous page...*

Atom-1	Atom-2	Interatomic distance (Å)	Clash overlap (Å)
1:E:1401:LEU:CD1	1:E:1405:ILE:HB	2.13	0.78
1:F:782:ARG:O	2:I:57:VAL:HG21	1.84	0.78
2:G:434:MET:HB2	2:G:437:VAL:CG1	2.12	0.78
2:H:69:LEU:O	2:H:69:LEU:HD12	1.82	0.78
2:H:349:ALA:HB3	2:H:350:PRO:HD3	1.66	0.78
2:I:321:ARG:HB2	2:I:351:GLU:CG	2.13	0.78
2:L:161:ALA:HB2	2:L:454:ILE:HG12	1.64	0.78
1:B:866:GLU:OE2	1:B:1125:ARG:NH2	2.14	0.78
1:C:528:ASN:HB3	1:C:542:LEU:HD22	1.66	0.78
1:C:877:ARG:HG3	1:E:1229:MET:CA	2.11	0.78
1:E:113:ASN:HD21	1:E:115:ASP:H	1.31	0.78
1:E:746:ILE:HG21	1:E:1182:ASP:N	1.94	0.78
1:F:310:PRO:HG3	1:F:404:ARG:HH22	1.45	0.78
1:F:531:ASN:OD1	1:F:533:LEU:HB2	1.83	0.78
2:G:321:ARG:CA	2:G:351:GLU:HA	2.14	0.78
2:J:71:LEU:CD2	2:J:76:ARG:HB2	2.13	0.78
1:A:447:LEU:HD13	1:A:670:LEU:HD21	1.65	0.78
1:B:746:ILE:O	1:B:747:SER:C	2.22	0.78
1:C:1043:LEU:HD23	1:C:1044:PRO:HD2	1.66	0.78
1:E:551:THR:OG1	1:E:554:GLU:HG2	1.83	0.78
2:G:71:LEU:CD2	2:G:76:ARG:HB2	2.13	0.78
2:G:349:ALA:HB3	2:G:350:PRO:HD3	1.66	0.78
2:H:321:ARG:HB2	2:H:351:GLU:CG	2.13	0.78
2:I:317:LYS:CG	2:I:345:ILE:HD12	2.14	0.78
2:I:331:GLN:HA	2:I:334:VAL:CG2	2.12	0.78
2:K:317:LYS:CG	2:K:345:ILE:HD12	2.14	0.78
2:L:92:GLU:OE1	2:L:199:VAL:HG22	1.83	0.78
2:L:321:ARG:HB2	2:L:351:GLU:CG	2.13	0.78
1:B:652:THR:CG2	1:B:703:GLY:CA	2.59	0.78
1:C:90:ARG:NH1	1:C:129:GLU:OE1	2.16	0.78
1:E:930:ILE:HD13	1:E:983:LEU:HD13	1.65	0.78
1:F:218:THR:HG22	1:F:218:THR:O	1.82	0.78
2:G:71:LEU:HD21	2:G:76:ARG:CB	2.12	0.78
2:G:317:LYS:CG	2:G:345:ILE:HD12	2.14	0.78
2:H:203:ARG:CZ	2:H:203:ARG:HB3	2.11	0.78
2:H:465:HIS:O	2:H:469:LYS:HG2	1.83	0.78
2:K:152:VAL:CG1	2:K:175:VAL:HA	2.12	0.78
2:K:375:THR:HG22	2:K:377:ARG:H	1.47	0.78
2:L:144:ARG:HB3	2:L:169:LYS:O	1.84	0.78
2:L:351:GLU:N	2:L:372:ALA:HB3	1.99	0.78
1:C:213:THR:HB	1:C:1008:THR:HG23	1.66	0.78

*Continued on next page...*

*Continued from previous page...*

Atom-1	Atom-2	Interatomic distance (Å)	Clash overlap (Å)
1:C:450:ARG:O	1:C:452:GLN:N	2.17	0.78
1:C:551:THR:OG1	1:C:554:GLU:HG2	1.83	0.78
1:D:950:THR:CG2	1:D:952:MET:H	1.96	0.78
1:E:580:GLU:O	1:E:584:ASP:OD1	2.01	0.78
2:I:161:ALA:HB2	2:I:454:ILE:HG12	1.64	0.78
2:K:394:LEU:HD22	2:K:396:ILE:HD12	1.65	0.78
1:B:522:LEU:HD21	1:B:705:LEU:CD2	2.14	0.77
1:C:1290:GLY:O	1:C:1291:ASP:HB3	1.82	0.77
1:D:584:ASP:OD1	1:D:584:ASP:N	2.14	0.77
1:D:782:ARG:O	2:H:57:VAL:HG21	1.84	0.77
1:E:875:MET:HE1	1:E:1139:PHE:HE2	1.34	0.77
2:G:353:PHE:C	2:G:369:LEU:HD23	2.05	0.77
2:I:71:LEU:HG	2:I:79:GLU:CB	2.13	0.77
2:J:71:LEU:HG	2:J:79:GLU:CB	2.14	0.77
2:J:225:SER:CB	2:J:227:PRO:HD2	2.14	0.77
2:K:71:LEU:HD21	2:K:76:ARG:CB	2.12	0.77
1:B:572:THR:CG2	1:B:573:PHE:N	2.47	0.77
1:B:584:ASP:OD1	1:B:584:ASP:N	2.14	0.77
1:B:782:ARG:O	2:G:57:VAL:HG21	1.84	0.77
1:C:236:THR:CG2	1:C:328:ASP:N	2.45	0.77
1:C:447:LEU:HD21	1:C:674:ALA:CA	2.13	0.77
1:C:447:LEU:HD13	1:C:670:LEU:HD21	1.65	0.77
1:C:595:ASP:O	1:C:596:ALA:C	2.20	0.77
1:D:1131:THR:HG22	1:D:1134:LYS:H	1.49	0.77
1:E:1395:TYR:CE1	1:E:1397:LEU:HD21	2.20	0.77
1:F:522:LEU:HD21	1:F:705:LEU:CD2	2.14	0.77
2:G:144:ARG:HB3	2:G:169:LYS:O	1.84	0.77
2:G:319:LEU:CA	2:G:345:ILE:HD11	2.15	0.77
2:G:351:GLU:N	2:G:372:ALA:HB3	1.99	0.77
2:I:225:SER:CB	2:I:227:PRO:HD2	2.14	0.77
2:J:288:ALA:HB2	2:J:311:GLN:OE1	1.83	0.77
2:K:123:VAL:O	2:K:127:ILE:HG22	1.82	0.77
1:A:24:ALA:HB1	1:A:207:TYR:CE2	2.19	0.77
1:A:528:ASN:HB3	1:A:542:LEU:HD22	1.66	0.77
1:C:704:LEU:O	1:C:705:LEU:C	2.20	0.77
1:E:595:ASP:O	1:E:596:ALA:C	2.20	0.77
1:E:890:ASP:O	1:E:893:ARG:HB2	1.84	0.77
1:F:555:PHE:CD1	1:F:555:PHE:C	2.55	0.77
1:F:746:ILE:O	1:F:747:SER:C	2.22	0.77
2:G:164:GLU:OE1	2:G:207:LEU:HA	1.85	0.77
2:H:317:LYS:CG	2:H:345:ILE:HD12	2.14	0.77

*Continued on next page...*

*Continued from previous page...*

Atom-1	Atom-2	Interatomic distance (Å)	Clash overlap (Å)
2:I:317:LYS:HE3	2:I:345:ILE:CG2	2.15	0.77
2:J:317:LYS:HE3	2:J:345:ILE:CG2	2.15	0.77
2:J:353:PHE:C	2:J:369:LEU:HD23	2.05	0.77
1:A:177:ILE:HD13	1:A:179:TYR:HE1	1.49	0.77
1:B:1263:HIS:CE1	1:D:900:GLY:N	2.20	0.77
2:H:164:GLU:OE1	2:H:207:LEU:HA	1.85	0.77
2:H:394:LEU:HD22	2:H:396:ILE:HD12	1.65	0.77
2:I:353:PHE:CZ	2:I:370:GLY:HA3	2.19	0.77
2:J:430:LYS:HD2	2:J:456:ASP:O	1.85	0.77
2:K:353:PHE:CZ	2:K:370:GLY:HA3	2.19	0.77
1:A:1114:PRO:HA	2:J:112:GLN:C	1.74	0.77
1:B:249:THR:HG22	1:B:250:ARG:HG2	1.67	0.77
1:C:787:ARG:HH12	1:C:821:PRO:HB2	1.47	0.77
1:D:1039:LYS:O	1:D:1040:PHE:HD1	1.63	0.77
2:G:181:ARG:CG	2:G:187:VAL:HG11	2.15	0.77
2:I:69:LEU:O	2:I:69:LEU:HD12	1.82	0.77
2:I:353:PHE:C	2:I:369:LEU:HD23	2.05	0.77
2:J:164:GLU:OE1	2:J:207:LEU:HA	1.85	0.77
2:K:182:MET:HE2	2:K:216:PRO:HG3	1.66	0.77
2:K:465:HIS:O	2:K:469:LYS:HG2	1.83	0.77
2:L:317:LYS:HE3	2:L:345:ILE:CG2	2.15	0.77
2:L:353:PHE:C	2:L:369:LEU:HD23	2.05	0.77
2:L:418:THR:HB	2:L:424:LEU:CD1	2.11	0.77
2:L:423:LEU:CD2	2:L:443:ILE:HD13	2.11	0.77
1:A:1184:ASN:HB3	1:A:1185:PRO:CD	2.11	0.77
1:B:985:TYR:HE1	1:B:1207:VAL:HG13	1.50	0.77
1:D:746:ILE:O	1:D:747:SER:C	2.22	0.77
1:D:826:ARG:HG2	1:D:826:ARG:NH1	1.99	0.77
1:F:249:THR:HG22	1:F:250:ARG:HG2	1.67	0.77
1:F:580:GLU:O	1:F:584:ASP:OD1	2.03	0.77
2:G:321:ARG:CB	2:G:351:GLU:HG2	2.15	0.77
2:H:144:ARG:HB3	2:H:169:LYS:O	1.84	0.77
2:I:321:ARG:CB	2:I:351:GLU:HG2	2.15	0.77
2:I:349:ALA:HB3	2:I:350:PRO:HD3	1.66	0.77
2:J:144:ARG:HB3	2:J:169:LYS:O	1.84	0.77
2:J:465:HIS:O	2:J:469:LYS:HG2	1.83	0.77
2:L:164:GLU:OE1	2:L:207:LEU:HA	1.85	0.77
2:L:317:LYS:CG	2:L:345:ILE:HD12	2.14	0.77
2:L:430:LYS:HD2	2:L:456:ASP:O	1.85	0.77
1:A:447:LEU:HD21	1:A:674:ALA:CA	2.13	0.77
1:A:1228:LYS:HB3	1:E:901:ASP:OD1	1.85	0.77

*Continued on next page...*



*Continued from previous page...*

Atom-1	Atom-2	Interatomic distance (Å)	Clash overlap (Å)
1:A:1395:TYR:CE1	1:A:1397:LEU:HD21	2.20	0.77
1:D:1227:GLU:HA	1:F:900:GLY:O	1.83	0.77
1:E:782:ARG:NE	2:L:53:PRO:HD3	2.00	0.77
1:E:1317:THR:HG22	1:E:1318:ASN:N	2.00	0.77
2:H:353:PHE:C	2:H:369:LEU:HD23	2.05	0.77
2:I:430:LYS:HD2	2:I:456:ASP:O	1.85	0.77
2:J:321:ARG:HB2	2:J:351:GLU:HA	1.64	0.77
2:J:350:PRO:HD2	2:J:374:ALA:N	2.00	0.77
2:K:71:LEU:HG	2:K:79:GLU:CB	2.13	0.77
2:K:92:GLU:OE1	2:K:199:VAL:HG22	1.83	0.77
2:K:321:ARG:CB	2:K:351:GLU:HG2	2.15	0.77
2:K:353:PHE:C	2:K:369:LEU:HD23	2.05	0.77
2:L:71:LEU:HG	2:L:79:GLU:CB	2.13	0.77
1:A:704:LEU:O	1:A:705:LEU:C	2.20	0.77
1:B:1131:THR:HG22	1:B:1134:LYS:H	1.49	0.77
1:D:531:ASN:OD1	1:D:533:LEU:HB2	1.83	0.77
1:F:1102:CYS:HG	6:F:2476:F3S:FE1	0.99	0.77
2:G:430:LYS:HD2	2:G:456:ASP:O	1.85	0.77
2:H:71:LEU:HG	2:H:79:GLU:CB	2.13	0.77
2:K:319:LEU:CA	2:K:345:ILE:HD11	2.15	0.77
2:K:321:ARG:CA	2:K:351:GLU:HA	2.14	0.77
2:L:321:ARG:CB	2:L:351:GLU:HG2	2.15	0.77
1:B:580:GLU:O	1:B:584:ASP:OD1	2.03	0.77
1:B:731:SER:CA	1:B:748:GLY:H	1.98	0.77
1:D:826:ARG:NH1	1:D:1046:GLU:OE2	2.18	0.77
1:F:1105:VAL:HG23	2:I:54:PHE:CE1	2.20	0.77
2:H:350:PRO:HD2	2:H:374:ALA:N	2.00	0.77
2:I:144:ARG:HB3	2:I:169:LYS:O	1.84	0.77
1:B:417:ASP:C	1:B:419:TRP:N	2.38	0.77
1:C:901:ASP:OD1	1:E:1228:LYS:HB3	1.85	0.77
1:C:1220:ARG:HG3	1:C:1224:GLU:HG3	1.67	0.77
1:D:505:GLN:NE2	1:D:1001:VAL:H	1.83	0.77
1:D:782:ARG:CD	2:H:53:PRO:HD2	1.99	0.77
1:E:528:ASN:HB3	1:E:542:LEU:HD22	1.66	0.77
1:E:1290:GLY:O	1:E:1291:ASP:HB3	1.82	0.77
1:F:731:SER:CA	1:F:748:GLY:H	1.98	0.77
1:F:1043:LEU:HD23	1:F:1044:PRO:HD2	1.67	0.77
2:H:225:SER:CB	2:H:227:PRO:HD2	2.14	0.77
2:H:353:PHE:CZ	2:H:370:GLY:HA3	2.19	0.77
2:I:164:GLU:OE1	2:I:207:LEU:HA	1.85	0.77
2:J:321:ARG:CB	2:J:351:GLU:HG2	2.15	0.77

*Continued on next page...*

*Continued from previous page...*

Atom-1	Atom-2	Interatomic distance (Å)	Clash overlap (Å)
2:L:353:PHE:CZ	2:L:370:GLY:HA3	2.19	0.77
1:A:182:MET:CE	1:A:217:PRO:C	2.54	0.76
1:A:207:TYR:N	1:A:207:TYR:CD1	2.54	0.76
1:A:213:THR:HB	1:A:1008:THR:HG23	1.66	0.76
1:A:959:SER:HA	1:A:1369:THR:HG21	1.67	0.76
1:B:1105:VAL:HG23	2:G:54:PHE:CE1	2.20	0.76
1:D:515:ARG:HD2	1:D:1367:TYR:HE1	1.49	0.76
1:D:572:THR:CG2	1:D:573:PHE:N	2.47	0.76
1:D:820:ARG:HB3	1:D:821:PRO:CD	2.15	0.76
1:D:985:TYR:HE1	1:D:1207:VAL:HG13	1.50	0.76
1:F:153:ARG:NH2	1:F:263:LEU:O	2.18	0.76
1:F:985:TYR:HE1	1:F:1207:VAL:HG13	1.50	0.76
2:G:97:ILE:HD11	2:G:450:VAL:CG1	2.15	0.76
2:G:423:LEU:CD2	2:G:443:ILE:HD13	2.11	0.76
2:H:97:ILE:HD11	2:H:450:VAL:CG1	2.15	0.76
2:H:430:LYS:HD2	2:H:456:ASP:O	1.85	0.76
2:I:97:ILE:HD11	2:I:450:VAL:CG1	2.15	0.76
2:K:181:ARG:CG	2:K:187:VAL:HG11	2.15	0.76
1:A:781:PHE:O	2:J:52:VAL:HB	1.85	0.76
1:A:1356:VAL:HG22	1:A:1374:VAL:HG21	1.67	0.76
1:B:820:ARG:HB3	1:B:821:PRO:CD	2.16	0.76
1:B:1043:LEU:HD23	1:B:1044:PRO:HD2	1.67	0.76
1:B:1445:ASN:HB2	2:H:373:ASP:OD2	1.86	0.76
1:D:1084:MET:SD	1:D:1168:LEU:HD21	2.25	0.76
1:E:787:ARG:HH12	1:E:821:PRO:HB2	1.47	0.76
1:F:1131:THR:HG22	1:F:1134:LYS:H	1.49	0.76
2:I:350:PRO:HD2	2:I:374:ALA:N	2.00	0.76
2:K:97:ILE:HD11	2:K:450:VAL:CG1	2.15	0.76
2:K:110:ILE:CG1	2:K:117:ALA:HA	2.16	0.76
2:L:319:LEU:CA	2:L:345:ILE:HD11	2.15	0.76
2:L:349:ALA:HB3	2:L:350:PRO:HD3	1.66	0.76
1:A:505:GLN:HE21	1:A:1001:VAL:H	1.33	0.76
1:B:826:ARG:NH1	1:B:1046:GLU:OE2	2.18	0.76
1:C:182:MET:CE	1:C:217:PRO:C	2.54	0.76
1:C:950:THR:CG2	1:C:951:GLU:H	1.98	0.76
1:D:1318:ASN:HD22	1:D:1318:ASN:H	1.30	0.76
1:E:24:ALA:HB1	1:E:207:TYR:CE2	2.19	0.76
1:E:182:MET:CE	1:E:217:PRO:C	2.54	0.76
1:E:1356:VAL:HG22	1:E:1374:VAL:HG21	1.67	0.76
2:G:353:PHE:CZ	2:G:370:GLY:HA3	2.19	0.76
2:H:153:ILE:CD1	8:H:484:FAD:C2A	2.61	0.76

*Continued on next page...*

*Continued from previous page...*

Atom-1	Atom-2	Interatomic distance (Å)	Clash overlap (Å)
2:J:97:ILE:HD11	2:J:450:VAL:CG1	2.15	0.76
2:J:353:PHE:CZ	2:J:370:GLY:HA3	2.19	0.76
1:A:782:ARG:NE	2:J:53:PRO:HD3	2.00	0.76
1:A:890:ASP:O	1:A:893:ARG:HB2	1.84	0.76
1:C:643:ASN:HB3	1:C:665:THR:CG2	2.16	0.76
1:E:236:THR:CG2	1:E:328:ASP:N	2.45	0.76
1:F:426:LEU:CD1	1:F:558:MET:HG3	2.16	0.76
2:G:110:ILE:CG1	2:G:117:ALA:HA	2.16	0.76
2:G:418:THR:HA	2:G:424:LEU:HD21	1.67	0.76
2:H:110:ILE:CG1	2:H:117:ALA:HA	2.15	0.76
2:H:181:ARG:CG	2:H:187:VAL:HG11	2.15	0.76
2:H:317:LYS:HE3	2:H:345:ILE:CG2	2.15	0.76
2:J:321:ARG:CA	2:J:351:GLU:HA	2.14	0.76
2:K:164:GLU:OE1	2:K:207:LEU:HA	1.85	0.76
2:L:299:ASP:HA	2:L:333:GLU:OE2	1.86	0.76
1:A:413:LEU:O	1:A:414:LYS:HD2	1.85	0.76
1:B:551:THR:OG1	1:B:554:GLU:HG2	1.85	0.76
1:B:782:ARG:HD3	2:G:53:PRO:CD	2.10	0.76
1:B:826:ARG:HG2	1:B:826:ARG:NH1	1.99	0.76
1:C:298:LEU:HD23	1:C:324:MET:HG2	1.68	0.76
1:C:824:GLN:CA	1:C:824:GLN:HE21	1.99	0.76
1:D:551:THR:OG1	1:D:554:GLU:HG2	1.85	0.76
1:E:298:LEU:HD23	1:E:324:MET:HG2	1.68	0.76
1:E:643:ASN:HB3	1:E:665:THR:CG2	2.16	0.76
1:F:1084:MET:SD	1:F:1168:LEU:HD21	2.25	0.76
2:G:244:LYS:HD2	2:G:404:GLU:CB	2.13	0.76
2:H:316:VAL:HB	2:H:342:VAL:HG22	1.68	0.76
2:I:146:LEU:O	2:I:171:TYR:HA	1.86	0.76
2:J:181:ARG:CG	2:J:187:VAL:HG11	2.15	0.76
2:K:144:ARG:HB3	2:K:169:LYS:O	1.84	0.76
2:L:321:ARG:CA	2:L:351:GLU:HA	2.14	0.76
1:A:450:ARG:O	1:A:453:ALA:N	2.19	0.76
1:A:824:GLN:CA	1:A:824:GLN:HE21	1.99	0.76
1:B:505:GLN:NE2	1:B:1001:VAL:H	1.83	0.76
1:B:783:LYS:CA	2:G:57:VAL:HG23	1.96	0.76
1:B:950:THR:CG2	1:B:952:MET:H	1.96	0.76
1:C:113:ASN:HD21	1:C:115:ASP:H	1.31	0.76
1:C:177:ILE:HD13	1:C:179:TYR:HE1	1.49	0.76
1:C:734:LEU:HD11	1:C:738:HIS:HD2	1.46	0.76
1:D:153:ARG:NH2	1:D:263:LEU:O	2.18	0.76
1:D:658:LEU:HD23	1:D:666:VAL:HG21	1.67	0.76

*Continued on next page...*

*Continued from previous page...*

Atom-1	Atom-2	Interatomic distance (Å)	Clash overlap (Å)
1:E:734:LEU:HD11	1:E:738:HIS:HD2	1.46	0.76
1:E:829:LEU:HD13	1:E:1168:LEU:HD13	1.67	0.76
1:F:299:VAL:O	1:F:299:VAL:CG1	2.28	0.76
2:H:358:VAL:HG22	2:H:365:VAL:CG1	2.16	0.76
2:I:152:VAL:CG1	2:I:175:VAL:HA	2.12	0.76
2:I:321:ARG:CA	2:I:351:GLU:HA	2.14	0.76
2:I:350:PRO:HG3	2:I:380:PRO:HG3	1.68	0.76
2:I:418:THR:HB	2:I:424:LEU:CD1	2.11	0.76
2:K:316:VAL:HB	2:K:342:VAL:HG22	1.68	0.76
2:K:350:PRO:HG3	2:K:380:PRO:HG3	1.68	0.76
2:L:97:ILE:HD11	2:L:450:VAL:CG1	2.15	0.76
2:L:350:PRO:HG3	2:L:380:PRO:HG3	1.68	0.76
1:C:781:PHE:O	2:K:52:VAL:HB	1.85	0.76
1:D:249:THR:HG22	1:D:250:ARG:HG2	1.67	0.76
1:D:782:ARG:CZ	2:H:51:GLY:CA	1.75	0.76
1:D:1043:LEU:HD23	1:D:1044:PRO:HD2	1.67	0.76
1:D:1105:VAL:HG23	2:H:54:PHE:CE1	2.20	0.76
1:E:1220:ARG:HG3	1:E:1224:GLU:HG3	1.67	0.76
1:F:572:THR:CG2	1:F:573:PHE:N	2.47	0.76
2:G:317:LYS:HE3	2:G:345:ILE:CG2	2.15	0.76
2:K:302:MET:CE	2:K:333:GLU:HG3	2.16	0.76
1:A:950:THR:CG2	1:A:951:GLU:H	1.98	0.76
1:B:426:LEU:CD1	1:B:558:MET:HG3	2.16	0.76
1:C:24:ALA:HB1	1:C:207:TYR:CE2	2.19	0.76
1:C:536:ASP:OD1	1:C:538:THR:HG22	1.85	0.76
1:C:890:ASP:O	1:C:893:ARG:HB2	1.84	0.76
1:C:974:ILE:HD11	1:C:983:LEU:CD1	2.13	0.76
1:D:580:GLU:O	1:D:584:ASP:OD1	2.03	0.76
1:E:260:MET:O	1:E:263:LEU:N	2.19	0.76
1:E:959:SER:HA	1:E:1369:THR:HG21	1.67	0.76
1:E:1043:LEU:HD23	1:E:1044:PRO:HD2	1.66	0.76
1:F:260:MET:O	1:F:263:LEU:HB2	1.84	0.76
1:F:529:LEU:HD23	1:F:529:LEU:N	1.92	0.76
1:F:658:LEU:HD23	1:F:666:VAL:HG21	1.67	0.76
2:G:316:VAL:HB	2:G:342:VAL:HG22	1.68	0.76
2:H:302:MET:CE	2:H:333:GLU:HG3	2.16	0.76
2:H:321:ARG:CB	2:H:351:GLU:HG2	2.15	0.76
2:H:350:PRO:HG3	2:H:380:PRO:HG3	1.68	0.76
2:J:146:LEU:O	2:J:171:TYR:HA	1.86	0.76
2:J:153:ILE:CD1	8:J:484:FAD:C2A	2.61	0.76
2:J:317:LYS:CG	2:J:345:ILE:HD12	2.14	0.76

*Continued on next page...*

*Continued from previous page...*

Atom-1	Atom-2	Interatomic distance (Å)	Clash overlap (Å)
2:K:146:LEU:O	2:K:171:TYR:HA	1.86	0.76
2:L:225:SER:CB	2:L:227:PRO:HD2	2.14	0.76
1:A:452:GLN:CG	1:A:765:ALA:HB2	2.16	0.76
1:A:829:LEU:HD13	1:A:1168:LEU:HD13	1.67	0.76
1:C:959:SER:HA	1:C:1369:THR:HG21	1.67	0.76
1:E:452:GLN:CG	1:E:765:ALA:HB2	2.16	0.76
1:F:505:GLN:NE2	1:F:1001:VAL:H	1.83	0.76
1:F:826:ARG:NH1	1:F:1046:GLU:OE2	2.18	0.76
2:H:132:TRP:CD1	2:H:202:ARG:HB2	2.21	0.76
2:I:302:MET:CE	2:I:333:GLU:HG3	2.16	0.76
2:K:350:PRO:HD2	2:K:374:ALA:N	2.00	0.76
2:L:110:ILE:CG1	2:L:117:ALA:HA	2.15	0.76
1:A:1374:VAL:O	1:A:1375:ILE:CG1	2.34	0.76
1:B:375:ASP:OD2	1:B:377:THR:HB	1.86	0.76
1:C:900:GLY:HA3	1:E:1263:HIS:CD2	2.20	0.76
1:D:731:SER:CA	1:D:748:GLY:H	1.98	0.76
1:E:213:THR:HB	1:E:1008:THR:HG23	1.66	0.76
1:E:1391:MET:HE2	1:E:1458:VAL:CG2	2.03	0.76
2:G:132:TRP:CD1	2:G:202:ARG:HB2	2.21	0.76
2:G:350:PRO:HG3	2:G:380:PRO:HG3	1.68	0.76
2:H:321:ARG:CA	2:H:351:GLU:HA	2.14	0.76
2:I:181:ARG:CG	2:I:187:VAL:HG11	2.15	0.76
2:J:319:LEU:CA	2:J:345:ILE:HD11	2.15	0.76
2:K:299:ASP:HA	2:K:333:GLU:OE2	1.86	0.76
1:A:901:ASP:OD1	1:C:1228:LYS:HB3	1.85	0.75
1:C:413:LEU:O	1:C:414:LYS:HD2	1.85	0.75
1:D:1102:CYS:HG	6:D:2476:F3S:FE1	1.01	0.75
1:D:1445:ASN:HB2	2:I:373:ASP:OD2	1.86	0.75
1:E:447:LEU:HD13	1:E:670:LEU:HD21	1.65	0.75
1:E:536:ASP:OD1	1:E:538:THR:HG22	1.85	0.75
1:E:1374:VAL:O	1:E:1375:ILE:CG1	2.34	0.75
1:F:710:LYS:CG	1:F:939:GLY:HA3	2.10	0.75
2:G:146:LEU:O	2:G:171:TYR:HA	1.86	0.75
2:G:302:MET:CE	2:G:333:GLU:HG3	2.16	0.75
2:J:299:ASP:HA	2:J:333:GLU:OE2	1.86	0.75
2:J:302:MET:CE	2:J:333:GLU:HG3	2.16	0.75
2:J:316:VAL:HB	2:J:342:VAL:HG22	1.68	0.75
2:J:418:THR:HA	2:J:424:LEU:HD21	1.67	0.75
2:K:358:VAL:HG22	2:K:365:VAL:CG1	2.16	0.75
2:L:181:ARG:CG	2:L:187:VAL:HG11	2.15	0.75
1:A:515:ARG:CD	1:A:1367:TYR:HE1	1.96	0.75

*Continued on next page...*

*Continued from previous page...*

Atom-1	Atom-2	Interatomic distance (Å)	Clash overlap (Å)
1:B:153:ARG:NH2	1:B:263:LEU:O	2.18	0.75
1:B:522:LEU:HD21	1:B:705:LEU:HD21	1.68	0.75
1:C:452:GLN:CG	1:C:765:ALA:HB2	2.16	0.75
1:C:1356:VAL:HG22	1:C:1374:VAL:HG21	1.67	0.75
1:C:1374:VAL:O	1:C:1375:ILE:CG1	2.34	0.75
1:C:1395:TYR:CE1	1:C:1397:LEU:HD21	2.20	0.75
2:H:295:LEU:HD22	2:H:319:LEU:HB3	1.69	0.75
2:H:319:LEU:CA	2:H:345:ILE:HD11	2.15	0.75
2:J:44:ALA:CA	2:J:69:LEU:HD11	2.17	0.75
1:A:236:THR:CG2	1:A:328:ASP:N	2.45	0.75
1:A:536:ASP:OD1	1:A:538:THR:HG22	1.85	0.75
1:C:526:LEU:N	1:C:526:LEU:CD1	2.40	0.75
1:C:782:ARG:NE	2:K:53:PRO:HD3	2.00	0.75
1:C:875:MET:HE1	1:C:1139:PHE:CD2	2.20	0.75
1:C:1413:GLN:HG3	1:C:1414:ARG:O	1.87	0.75
1:E:443:ASP:O	1:E:445:ALA:N	2.20	0.75
1:E:643:ASN:HB3	1:E:665:THR:HG22	1.68	0.75
2:I:319:LEU:CA	2:I:345:ILE:HD11	2.15	0.75
2:J:110:ILE:CG1	2:J:117:ALA:HA	2.16	0.75
2:L:291:HIS:NE2	2:L:293:VAL:HG23	2.02	0.75
2:L:302:MET:CE	2:L:333:GLU:HG3	2.16	0.75
1:A:643:ASN:HB3	1:A:665:THR:CG2	2.16	0.75
1:C:826:ARG:NH1	1:C:1046:GLU:OE2	2.19	0.75
1:C:1317:THR:HG22	1:C:1318:ASN:N	2.00	0.75
1:D:175:ARG:HH11	1:D:175:ARG:HG3	1.52	0.75
1:D:375:ASP:OD2	1:D:377:THR:HB	1.86	0.75
1:E:826:ARG:NH1	1:E:1046:GLU:OE2	2.19	0.75
1:F:551:THR:OG1	1:F:554:GLU:HG2	1.85	0.75
1:F:820:ARG:HB3	1:F:821:PRO:CD	2.16	0.75
1:F:826:ARG:HG2	1:F:826:ARG:NH1	1.99	0.75
2:G:152:VAL:CG1	2:G:175:VAL:HA	2.12	0.75
2:G:225:SER:CB	2:G:227:PRO:HD2	2.14	0.75
2:G:299:ASP:HA	2:G:333:GLU:OE2	1.86	0.75
2:H:44:ALA:CA	2:H:69:LEU:HD11	2.17	0.75
2:H:418:THR:HA	2:H:424:LEU:HD21	1.67	0.75
2:I:44:ALA:CA	2:I:69:LEU:HD11	2.17	0.75
2:I:100:GLN:HB3	2:I:105:GLU:CG	2.17	0.75
2:J:132:TRP:CD1	2:J:202:ARG:HB2	2.21	0.75
2:J:358:VAL:HG22	2:J:365:VAL:CG1	2.16	0.75
2:K:225:SER:CB	2:K:227:PRO:HD2	2.14	0.75
2:K:430:LYS:HD2	2:K:456:ASP:O	1.85	0.75

*Continued on next page...*

*Continued from previous page...*

Atom-1	Atom-2	Interatomic distance (Å)	Clash overlap (Å)
2:L:146:LEU:O	2:L:171:TYR:HA	1.86	0.75
1:A:999:LYS:HG3	1:A:1022:LEU:CD2	2.17	0.75
1:A:1394:VAL:HG12	1:A:1394:VAL:O	1.87	0.75
1:B:236:THR:HG21	1:B:328:ASP:N	2.00	0.75
1:C:260:MET:O	1:C:263:LEU:N	2.19	0.75
1:C:443:ASP:O	1:C:445:ALA:N	2.20	0.75
1:C:643:ASN:HB3	1:C:665:THR:HG22	1.68	0.75
1:D:529:LEU:N	1:D:529:LEU:HD23	1.92	0.75
1:D:704:LEU:O	1:D:705:LEU:C	2.25	0.75
1:F:452:GLN:CG	1:F:765:ALA:HB2	2.17	0.75
1:F:1445:ASN:HB2	2:G:373:ASP:OD2	1.86	0.75
2:I:110:ILE:CG1	2:I:117:ALA:HA	2.16	0.75
2:K:295:LEU:HD22	2:K:319:LEU:HB3	1.69	0.75
1:A:1317:THR:HG22	1:A:1318:ASN:N	2.00	0.75
1:D:452:GLN:CG	1:D:765:ALA:HB2	2.17	0.75
1:E:375:ASP:OD2	1:E:377:THR:CB	2.26	0.75
2:G:201:GLU:O	2:G:205:LYS:HD3	1.87	0.75
2:G:295:LEU:HD22	2:G:319:LEU:HB3	1.69	0.75
2:G:388:PHE:HD2	2:G:390:VAL:HG13	1.52	0.75
2:J:100:GLN:HB3	2:J:105:GLU:CG	2.17	0.75
2:K:44:ALA:CA	2:K:69:LEU:HD11	2.17	0.75
2:K:201:GLU:O	2:K:205:LYS:HD3	1.87	0.75
2:K:306:ARG:HD3	2:K:336:HIS:HB3	1.69	0.75
2:L:44:ALA:CA	2:L:69:LEU:HD11	2.17	0.75
2:L:132:TRP:CD1	2:L:202:ARG:HB2	2.21	0.75
2:L:295:LEU:HD22	2:L:319:LEU:HB3	1.69	0.75
2:L:350:PRO:HD2	2:L:374:ALA:N	2.00	0.75
1:A:260:MET:O	1:A:263:LEU:N	2.19	0.75
1:A:595:ASP:O	1:A:596:ALA:C	2.20	0.75
1:A:1220:ARG:HG3	1:A:1224:GLU:HG3	1.67	0.75
1:A:1413:GLN:HG3	1:A:1414:ARG:O	1.87	0.75
1:B:704:LEU:O	1:B:705:LEU:C	2.25	0.75
1:B:1084:MET:SD	1:B:1168:LEU:HD21	2.25	0.75
1:C:139:VAL:HG11	1:C:143:GLN:CB	2.17	0.75
1:C:450:ARG:O	1:C:453:ALA:N	2.19	0.75
1:C:780:ARG:HB3	2:K:51:GLY:C	2.07	0.75
1:E:413:LEU:O	1:E:414:LYS:HD2	1.85	0.75
1:E:515:ARG:HD2	1:E:1367:TYR:HE1	1.46	0.75
1:E:862:ALA:O	1:E:1118:CYS:CB	2.35	0.75
1:F:317:ILE:HG22	1:F:321:ASN:HD21	1.52	0.75
1:F:438:GLU:OE1	1:F:672:GLN:NE2	2.20	0.75

*Continued on next page...*

*Continued from previous page...*

Atom-1	Atom-2	Interatomic distance (Å)	Clash overlap (Å)
2:G:317:LYS:HG3	2:G:345:ILE:HD12	1.68	0.75
2:K:132:TRP:CD1	2:K:202:ARG:HB2	2.21	0.75
2:K:291:HIS:NE2	2:K:293:VAL:HG23	2.02	0.75
1:A:139:VAL:HG11	1:A:143:GLN:CB	2.17	0.75
1:C:60:LYS:O	1:C:63:GLY:N	2.19	0.75
2:G:80:ALA:CB	2:G:127:ILE:HG12	2.17	0.75
2:G:291:HIS:NE2	2:G:293:VAL:HG23	2.02	0.75
1:A:780:ARG:HB3	2:J:51:GLY:C	2.07	0.75
1:B:139:VAL:CG1	1:B:143:GLN:CB	2.65	0.75
1:B:175:ARG:HG3	1:B:175:ARG:HH11	1.52	0.75
1:C:513:SER:CB	1:C:520:MET:CE	2.64	0.75
1:D:426:LEU:CD1	1:D:558:MET:HG3	2.16	0.75
1:E:1394:VAL:HG12	1:E:1394:VAL:O	1.87	0.75
2:G:44:ALA:CA	2:G:69:LEU:HD11	2.17	0.75
2:H:306:ARG:HD3	2:H:336:HIS:HB3	1.69	0.75
2:J:350:PRO:HG3	2:J:380:PRO:HG3	1.68	0.75
2:J:451:VAL:HA	2:J:454:ILE:CG2	2.17	0.75
2:L:418:THR:HA	2:L:424:LEU:HD21	1.67	0.75
1:A:536:ASP:OD1	1:A:536:ASP:C	2.25	0.74
1:B:59:VAL:CG2	1:B:105:TYR:CD2	2.70	0.74
1:D:1084:MET:SD	1:D:1168:LEU:CD2	2.75	0.74
1:E:450:ARG:O	1:E:453:ALA:N	2.19	0.74
1:E:999:LYS:HG3	1:E:1022:LEU:CD2	2.17	0.74
1:F:182:MET:HE3	1:F:217:PRO:C	2.07	0.74
1:F:375:ASP:OD2	1:F:377:THR:HB	1.86	0.74
2:G:358:VAL:HG22	2:G:365:VAL:CG1	2.16	0.74
2:G:367:ILE:HD13	2:G:368:HIS:N	2.02	0.74
2:I:80:ALA:CB	2:I:127:ILE:HG12	2.17	0.74
2:I:299:ASP:HA	2:I:333:GLU:OE2	1.86	0.74
2:J:317:LYS:HG3	2:J:345:ILE:HD12	1.68	0.74
2:K:317:LYS:HE3	2:K:345:ILE:CG2	2.15	0.74
1:A:298:LEU:HD23	1:A:324:MET:HG2	1.68	0.74
1:A:826:ARG:NH1	1:A:1046:GLU:OE2	2.19	0.74
1:A:900:GLY:HA2	1:C:1226:GLY:O	1.87	0.74
1:D:522:LEU:HD21	1:D:705:LEU:HD21	1.68	0.74
1:E:528:ASN:CB	1:E:542:LEU:HD22	2.17	0.74
1:E:727:ALA:HB3	1:E:744:SER:HB2	1.69	0.74
1:E:824:GLN:CA	1:E:824:GLN:HE21	1.99	0.74
1:E:950:THR:CG2	1:E:951:GLU:H	1.98	0.74
1:E:1394:VAL:HG11	1:E:1401:LEU:CD2	2.17	0.74
1:F:139:VAL:CG1	1:F:143:GLN:CB	2.65	0.74

*Continued on next page...*



*Continued from previous page...*

Atom-1	Atom-2	Interatomic distance (Å)	Clash overlap (Å)
1:F:746:ILE:C	1:F:747:SER:O	2.16	0.74
1:F:787:ARG:HH12	1:F:821:PRO:CG	2.00	0.74
2:G:350:PRO:HD2	2:G:374:ALA:N	2.00	0.74
2:H:451:VAL:HA	2:H:454:ILE:CG2	2.17	0.74
2:I:132:TRP:CD1	2:I:202:ARG:HB2	2.21	0.74
2:I:295:LEU:HD22	2:I:319:LEU:HB3	1.69	0.74
2:I:423:LEU:CD2	2:I:443:ILE:HD13	2.11	0.74
2:I:451:VAL:HA	2:I:454:ILE:CG2	2.17	0.74
2:L:80:ALA:CB	2:L:127:ILE:HG12	2.17	0.74
2:L:100:GLN:HB3	2:L:105:GLU:CG	2.17	0.74
1:A:536:ASP:OD1	1:A:536:ASP:O	2.05	0.74
1:A:824:GLN:HA	1:A:824:GLN:NE2	2.01	0.74
1:A:902:ASN:HB2	1:C:1227:GLU:HG3	1.59	0.74
1:A:1131:THR:HB	1:A:1134:LYS:HG3	1.68	0.74
1:B:731:SER:HA	1:B:747:SER:CA	2.17	0.74
1:B:1289:MET:CE	1:B:1289:MET:HB2	2.17	0.74
1:C:862:ALA:O	1:C:1118:CYS:CB	2.35	0.74
1:C:1131:THR:HG22	1:C:1133:GLU:N	2.02	0.74
1:C:1394:VAL:HG12	1:C:1394:VAL:O	1.87	0.74
1:E:207:TYR:N	1:E:207:TYR:CD1	2.54	0.74
1:E:728:ILE:HD12	1:E:1047:MET:CE	2.17	0.74
1:F:405:GLU:H	1:F:405:GLU:CD	1.90	0.74
1:F:838:VAL:HG12	1:F:839:PRO:N	2.02	0.74
2:G:92:GLU:HG2	2:G:128:ASN:ND2	2.03	0.74
2:H:146:LEU:O	2:H:171:TYR:HA	1.86	0.74
2:I:291:HIS:NE2	2:I:293:VAL:HG23	2.02	0.74
2:I:418:THR:HA	2:I:424:LEU:HD21	1.67	0.74
2:I:469:LYS:HD2	2:I:476:VAL:HB	1.69	0.74
2:L:92:GLU:HG2	2:L:128:ASN:ND2	2.03	0.74
2:L:367:ILE:HD13	2:L:368:HIS:N	2.02	0.74
1:A:734:LEU:HD11	1:A:738:HIS:HD2	1.46	0.74
1:A:877:ARG:CG	1:C:1230:GLN:N	2.51	0.74
1:A:900:GLY:HA3	1:C:1263:HIS:CD2	2.20	0.74
1:C:207:TYR:CD1	1:C:207:TYR:N	2.54	0.74
1:C:877:ARG:CG	1:E:1230:GLN:N	2.50	0.74
1:C:999:LYS:HG3	1:C:1022:LEU:CD2	2.17	0.74
1:C:1425:LYS:HD3	1:C:1447:TRP:NE1	2.03	0.74
1:D:731:SER:HA	1:D:747:SER:CA	2.17	0.74
1:D:1289:MET:CE	1:D:1289:MET:HB2	2.17	0.74
1:F:536:ASP:OD1	1:F:536:ASP:C	2.25	0.74
2:G:182:MET:CE	2:G:216:PRO:HG3	2.17	0.74

*Continued on next page...*

*Continued from previous page...*

Atom-1	Atom-2	Interatomic distance (Å)	Clash overlap (Å)
2:J:295:LEU:HD22	2:J:319:LEU:HB3	1.69	0.74
2:J:306:ARG:HD3	2:J:336:HIS:HB3	1.69	0.74
2:K:80:ALA:CB	2:K:127:ILE:HG12	2.17	0.74
2:K:182:MET:CE	2:K:216:PRO:HG3	2.17	0.74
2:K:317:LYS:HG3	2:K:345:ILE:HD12	1.68	0.74
2:L:316:VAL:HB	2:L:342:VAL:HG22	1.68	0.74
1:A:1263:HIS:CD2	1:E:900:GLY:HA3	2.20	0.74
1:A:1394:VAL:HG11	1:A:1401:LEU:CD2	2.17	0.74
1:B:317:ILE:HG22	1:B:321:ASN:HD21	1.52	0.74
1:B:658:LEU:HD23	1:B:666:VAL:HG21	1.67	0.74
1:C:515:ARG:HD2	1:C:1367:TYR:CZ	2.22	0.74
1:C:536:ASP:OD1	1:C:536:ASP:O	2.05	0.74
1:C:829:LEU:HD13	1:C:1168:LEU:HD13	1.67	0.74
1:E:731:SER:CA	1:E:748:GLY:H	2.01	0.74
1:E:824:GLN:HA	1:E:824:GLN:NE2	2.01	0.74
1:F:584:ASP:OD1	1:F:584:ASP:N	2.14	0.74
2:G:451:VAL:HA	2:G:454:ILE:CG2	2.17	0.74
2:K:186:LEU:HD21	2:K:200:VAL:HB	1.69	0.74
1:A:295:LYS:CE	1:A:299:VAL:HG12	2.18	0.74
1:A:513:SER:CB	1:A:520:MET:CE	2.64	0.74
1:A:731:SER:CA	1:A:748:GLY:H	2.01	0.74
1:C:731:SER:CA	1:C:748:GLY:H	2.01	0.74
1:D:438:GLU:OE1	1:D:672:GLN:NE2	2.20	0.74
1:E:1460:LYS:O	1:E:1462:MET:N	2.21	0.74
2:H:197:LYS:CE	2:H:275:ASP:H	2.01	0.74
2:H:201:GLU:O	2:H:205:LYS:HD3	1.87	0.74
2:H:291:HIS:NE2	2:H:293:VAL:HG23	2.02	0.74
2:H:317:LYS:HG3	2:H:345:ILE:HD12	1.68	0.74
2:H:367:ILE:HD13	2:H:368:HIS:N	2.02	0.74
2:H:430:LYS:HE2	2:H:456:ASP:HB3	1.69	0.74
2:I:358:VAL:HG22	2:I:365:VAL:CG1	2.16	0.74
2:J:367:ILE:HD13	2:J:368:HIS:N	2.02	0.74
2:K:244:LYS:HD2	2:K:404:GLU:CB	2.13	0.74
2:K:367:ILE:HD13	2:K:368:HIS:N	2.02	0.74
2:K:388:PHE:HD2	2:K:390:VAL:HG13	1.52	0.74
2:K:430:LYS:HE2	2:K:456:ASP:HB3	1.69	0.74
1:A:290:THR:CG2	1:A:291:ALA:N	2.51	0.74
1:B:787:ARG:HH12	1:B:821:PRO:CG	2.00	0.74
1:C:900:GLY:HA2	1:E:1226:GLY:O	1.87	0.74
1:D:59:VAL:CG2	1:D:105:TYR:CD2	2.70	0.74
1:D:139:VAL:CG1	1:D:143:GLN:CB	2.65	0.74

*Continued on next page...*

*Continued from previous page...*

Atom-1	Atom-2	Interatomic distance (Å)	Clash overlap (Å)
1:D:753:GLY:O	1:D:754:ILE:C	2.25	0.74
1:D:787:ARG:HH12	1:D:821:PRO:CG	2.00	0.74
1:E:1131:THR:HB	1:E:1134:LYS:HG3	1.68	0.74
1:F:59:VAL:CG2	1:F:105:TYR:CD2	2.70	0.74
1:F:783:LYS:HE2	2:I:57:VAL:CG1	2.17	0.74
2:G:144:ARG:HD3	2:G:465:HIS:CE1	2.23	0.74
2:H:299:ASP:HA	2:H:333:GLU:OE2	1.86	0.74
2:I:92:GLU:HG2	2:I:128:ASN:ND2	2.03	0.74
2:K:92:GLU:HG2	2:K:128:ASN:ND2	2.03	0.74
2:K:454:ILE:HD13	2:K:454:ILE:O	1.88	0.74
2:L:358:VAL:HG22	2:L:365:VAL:CG1	2.16	0.74
2:L:469:LYS:HD2	2:L:476:VAL:HB	1.69	0.74
1:A:515:ARG:HD2	1:A:1367:TYR:CZ	2.22	0.74
1:A:728:ILE:HD12	1:A:1047:MET:CE	2.17	0.74
1:A:1230:GLN:N	1:E:877:ARG:CG	2.51	0.74
1:B:452:GLN:CG	1:B:765:ALA:HB2	2.17	0.74
1:B:959:SER:HA	1:B:1369:THR:HG23	1.69	0.74
1:B:1084:MET:SD	1:B:1168:LEU:CD2	2.75	0.74
1:C:528:ASN:CB	1:C:542:LEU:HD22	2.18	0.74
1:C:727:ALA:HB3	1:C:744:SER:HB2	1.69	0.74
1:C:728:ILE:HD12	1:C:1047:MET:CE	2.17	0.74
1:D:317:ILE:HG22	1:D:321:ASN:HD21	1.52	0.74
1:E:1131:THR:HG22	1:E:1133:GLU:N	2.02	0.74
1:E:1413:GLN:HG3	1:E:1414:ARG:O	1.87	0.74
1:F:146:LEU:HD12	1:F:146:LEU:O	1.88	0.74
1:F:602:THR:C	1:F:640:THR:CG2	2.56	0.74
1:F:746:ILE:HG22	1:F:747:SER:O	1.88	0.74
2:G:306:ARG:HD3	2:G:336:HIS:HB3	1.69	0.74
2:H:132:TRP:HD1	2:H:202:ARG:HD2	1.53	0.74
2:I:316:VAL:HB	2:I:342:VAL:HG22	1.68	0.74
2:I:317:LYS:HG3	2:I:345:ILE:HD12	1.68	0.74
2:I:367:ILE:HD13	2:I:368:HIS:N	2.02	0.74
2:J:80:ALA:CB	2:J:127:ILE:HG12	2.17	0.74
2:J:257:ASN:CG	2:J:394:LEU:HA	2.08	0.74
2:K:197:LYS:CE	2:K:275:ASP:H	2.01	0.74
2:K:262:LEU:HB2	2:K:401:PHE:HE2	1.53	0.74
2:K:469:LYS:HD2	2:K:476:VAL:HB	1.69	0.74
2:L:145:GLU:OE1	2:L:469:LYS:HA	1.88	0.74
2:L:388:PHE:HD2	2:L:390:VAL:HG13	1.52	0.74
1:A:443:ASP:O	1:A:445:ALA:N	2.20	0.74
1:B:780:ARG:HH21	1:B:1105:VAL:HG23	1.53	0.74

*Continued on next page...*

*Continued from previous page...*

Atom-1	Atom-2	Interatomic distance (Å)	Clash overlap (Å)
1:C:465:LEU:C	1:C:465:LEU:HD12	2.08	0.74
1:D:146:LEU:O	1:D:146:LEU:HD12	1.88	0.74
1:D:746:ILE:HG22	1:D:747:SER:O	1.88	0.74
1:E:177:ILE:HD13	1:E:179:TYR:HE1	1.49	0.74
1:E:536:ASP:OD1	1:E:536:ASP:O	2.05	0.74
1:F:450:ARG:O	1:F:453:ALA:N	2.20	0.74
1:F:1131:THR:HG22	1:F:1133:GLU:N	2.03	0.74
1:F:1289:MET:CE	1:F:1289:MET:HB2	2.17	0.74
2:G:164:GLU:HB2	2:G:207:LEU:HD22	1.70	0.74
2:H:145:GLU:OE1	2:H:469:LYS:HA	1.88	0.74
2:I:144:ARG:HD3	2:I:465:HIS:CE1	2.23	0.74
2:J:71:LEU:HD11	2:J:76:ARG:O	1.88	0.74
2:J:100:GLN:HE21	2:J:100:GLN:HA	1.53	0.74
2:J:145:GLU:OE1	2:J:469:LYS:HA	1.88	0.74
2:K:257:ASN:CG	2:K:394:LEU:HA	2.08	0.74
1:B:602:THR:C	1:B:640:THR:CG2	2.56	0.74
1:C:1131:THR:HB	1:C:1134:LYS:HG3	1.68	0.74
1:E:465:LEU:C	1:E:465:LEU:HD12	2.08	0.74
1:F:731:SER:HA	1:F:747:SER:CA	2.17	0.74
2:G:201:GLU:HG3	2:G:205:LYS:CE	2.18	0.74
2:G:430:LYS:HE2	2:G:456:ASP:HB3	1.69	0.74
2:I:71:LEU:HD11	2:I:76:ARG:O	1.88	0.74
2:I:100:GLN:HA	2:I:100:GLN:HE21	1.53	0.74
2:I:186:LEU:HD21	2:I:200:VAL:HB	1.69	0.74
2:K:144:ARG:HD3	2:K:465:HIS:CE1	2.23	0.74
1:A:643:ASN:HB3	1:A:665:THR:HG22	1.68	0.73
1:A:1425:LYS:HD3	1:A:1447:TRP:NE1	2.03	0.73
1:B:536:ASP:OD1	1:B:536:ASP:C	2.25	0.73
1:B:1076:GLY:HA3	1:B:1145:GLU:CG	2.17	0.73
1:C:781:PHE:CD2	2:K:57:VAL:HG21	2.23	0.73
1:C:824:GLN:HA	1:C:824:GLN:NE2	2.01	0.73
1:D:820:ARG:CB	1:D:821:PRO:CD	2.66	0.73
1:E:536:ASP:OD1	1:E:536:ASP:C	2.25	0.73
1:E:643:ASN:HD22	1:E:665:THR:CB	2.01	0.73
1:F:214:ASN:O	1:F:1015:LYS:HE2	1.88	0.73
1:F:1084:MET:SD	1:F:1168:LEU:CD2	2.75	0.73
2:G:197:LYS:CE	2:G:275:ASP:H	2.01	0.73
2:H:100:GLN:HB3	2:H:105:GLU:CG	2.17	0.73
2:H:366:ARG:HE	2:H:391:GLN:CG	2.01	0.73
2:H:454:ILE:HD13	2:H:454:ILE:O	1.88	0.73
2:I:277:VAL:HG12	2:I:279:ALA:N	2.03	0.73

*Continued on next page...*

*Continued from previous page...*

Atom-1	Atom-2	Interatomic distance (Å)	Clash overlap (Å)
2:J:186:LEU:HD21	2:J:200:VAL:HB	1.69	0.73
2:J:197:LYS:CE	2:J:275:ASP:H	2.01	0.73
2:J:469:LYS:HD2	2:J:476:VAL:HB	1.69	0.73
2:K:418:THR:HA	2:K:424:LEU:HD21	1.67	0.73
2:L:277:VAL:HG12	2:L:279:ALA:N	2.03	0.73
2:L:317:LYS:HG3	2:L:345:ILE:HD12	1.68	0.73
1:A:189:THR:HG22	1:A:190:THR:N	2.04	0.73
1:A:643:ASN:HD22	1:A:665:THR:CB	2.01	0.73
1:C:355:TYR:C	1:C:355:TYR:CD1	2.61	0.73
1:D:511:ILE:HG22	1:D:512:ASP:N	2.03	0.73
1:D:959:SER:HA	1:D:1369:THR:HG23	1.69	0.73
1:F:522:LEU:HD21	1:F:705:LEU:HD21	1.68	0.73
1:F:875:MET:HE1	1:F:1139:PHE:CE2	2.22	0.73
2:G:454:ILE:HD13	2:G:454:ILE:O	1.88	0.73
2:H:165:GLU:HB3	2:H:169:LYS:NZ	2.03	0.73
2:I:145:GLU:OE1	2:I:469:LYS:HA	1.88	0.73
2:I:257:ASN:CG	2:I:394:LEU:HA	2.08	0.73
2:J:164:GLU:HB2	2:J:207:LEU:HD22	1.70	0.73
2:J:454:ILE:O	2:J:454:ILE:HD13	1.88	0.73
2:K:451:VAL:HA	2:K:454:ILE:CG2	2.17	0.73
2:L:144:ARG:HD3	2:L:465:HIS:CE1	2.23	0.73
2:L:201:GLU:O	2:L:205:LYS:HD3	1.87	0.73
1:A:528:ASN:CB	1:A:542:LEU:HD22	2.18	0.73
1:C:227:MET:HE2	1:C:282:GLU:HG2	1.68	0.73
1:C:342:VAL:HG13	1:C:392:ALA:HB2	1.69	0.73
1:C:643:ASN:HD22	1:C:665:THR:CB	2.01	0.73
1:D:405:GLU:H	1:D:405:GLU:CD	1.90	0.73
1:D:838:VAL:HG12	1:D:839:PRO:N	2.02	0.73
1:E:515:ARG:HD2	1:E:1367:TYR:CZ	2.22	0.73
1:E:1401:LEU:HD11	1:E:1405:ILE:HB	1.71	0.73
1:F:465:LEU:O	1:F:465:LEU:HD12	1.89	0.73
1:F:780:ARG:NH2	1:F:1105:VAL:HG23	2.04	0.73
2:G:257:ASN:CG	2:G:394:LEU:HA	2.08	0.73
2:H:469:LYS:HD2	2:H:476:VAL:HB	1.69	0.73
2:I:109:VAL:HG22	7:I:483:SF4:S2	2.28	0.73
2:J:277:VAL:HG12	2:J:279:ALA:N	2.03	0.73
2:J:319:LEU:HA	2:J:345:ILE:HD11	1.70	0.73
2:L:451:VAL:HA	2:L:454:ILE:CG2	2.17	0.73
1:A:850:ARG:HH11	1:A:850:ARG:HG3	1.53	0.73
1:A:1401:LEU:HD11	1:A:1405:ILE:HB	1.71	0.73
1:B:829:LEU:HD13	1:B:1168:LEU:HD13	1.70	0.73

*Continued on next page...*

*Continued from previous page...*

Atom-1	Atom-2	Interatomic distance (Å)	Clash overlap (Å)
1:B:1131:THR:HG22	1:B:1133:GLU:N	2.03	0.73
1:C:985:TYR:HE1	1:C:1207:VAL:HG13	1.53	0.73
1:D:214:ASN:O	1:D:1015:LYS:HE2	1.88	0.73
1:D:602:THR:C	1:D:640:THR:CG2	2.56	0.73
1:E:464:ILE:CD1	1:E:779:TYR:CE1	2.71	0.73
1:E:985:TYR:HE1	1:E:1207:VAL:HG13	1.53	0.73
1:F:783:LYS:CE	2:I:57:VAL:CG1	2.36	0.73
2:G:109:VAL:HG22	7:G:483:SF4:S2	2.29	0.73
2:G:145:GLU:OE1	2:G:469:LYS:HA	1.88	0.73
2:H:378:GLN:O	2:H:380:PRO:HD3	1.89	0.73
2:I:264:TYR:OH	2:I:308:ALA:HA	1.89	0.73
2:I:366:ARG:HE	2:I:391:GLN:CG	2.01	0.73
2:J:132:TRP:HD1	2:J:202:ARG:HD2	1.53	0.73
2:K:132:TRP:HD1	2:K:202:ARG:HD2	1.53	0.73
2:K:201:GLU:HG3	2:K:205:LYS:CE	2.18	0.73
2:K:378:GLN:O	2:K:380:PRO:HD3	1.89	0.73
2:L:109:VAL:HG22	7:L:483:SF4:S2	2.29	0.73
2:L:430:LYS:HE2	2:L:456:ASP:HB3	1.69	0.73
1:A:727:ALA:HB3	1:A:744:SER:HB2	1.69	0.73
1:A:1263:HIS:NE2	1:E:900:GLY:HA2	1.91	0.73
1:B:438:GLU:OE1	1:B:672:GLN:NE2	2.20	0.73
1:C:295:LYS:CE	1:C:299:VAL:HG12	2.18	0.73
1:C:902:ASN:HB2	1:E:1227:GLU:HG3	1.59	0.73
1:C:1460:LYS:O	1:C:1462:MET:N	2.21	0.73
1:D:782:ARG:HD3	2:H:53:PRO:CD	2.10	0.73
1:D:783:LYS:CA	2:H:57:VAL:HG23	1.96	0.73
1:D:1131:THR:HG22	1:D:1133:GLU:N	2.03	0.73
1:D:1369:THR:HG22	1:D:1369:THR:O	1.89	0.73
1:F:820:ARG:CB	1:F:821:PRO:CD	2.67	0.73
1:F:959:SER:HA	1:F:1369:THR:HG23	1.69	0.73
1:F:1113:CYS:O	1:F:1115:VAL:N	2.22	0.73
2:G:262:LEU:HB2	2:G:401:PHE:HE2	1.53	0.73
2:H:71:LEU:HD11	2:H:76:ARG:O	1.88	0.73
2:H:92:GLU:HG2	2:H:128:ASN:ND2	2.03	0.73
2:H:244:LYS:HD2	2:H:404:GLU:CB	2.13	0.73
2:H:322:ARG:HD2	2:H:349:ALA:HB1	1.71	0.73
2:I:182:MET:CE	2:I:216:PRO:HG3	2.17	0.73
2:I:416:LYS:HE3	2:I:433:ASN:ND2	2.04	0.73
2:J:416:LYS:HE3	2:J:433:ASN:ND2	2.04	0.73
2:K:165:GLU:HB3	2:K:169:LYS:NZ	2.03	0.73
2:L:100:GLN:HA	2:L:100:GLN:HE21	1.53	0.73

*Continued on next page...*

*Continued from previous page...*

Atom-1	Atom-2	Interatomic distance (Å)	Clash overlap (Å)
2:L:186:LEU:HD21	2:L:200:VAL:HB	1.69	0.73
1:B:405:GLU:H	1:B:405:GLU:CD	1.90	0.73
1:C:505:GLN:HE21	1:C:1001:VAL:H	1.33	0.73
1:D:450:ARG:O	1:D:453:ALA:N	2.20	0.73
1:D:665:THR:HG22	1:D:665:THR:O	1.89	0.73
1:E:1447:TRP:CZ2	1:E:1451:VAL:HG22	2.24	0.73
2:G:91:PRO:HD2	2:G:203:ARG:NH2	2.04	0.73
2:G:469:LYS:HD2	2:G:476:VAL:HB	1.69	0.73
2:H:92:GLU:HG2	2:H:128:ASN:OD1	1.89	0.73
2:H:109:VAL:HG22	7:H:483:SF4:S2	2.29	0.73
2:I:201:GLU:O	2:I:205:LYS:HD3	1.87	0.73
2:I:257:ASN:ND2	2:I:364:ALA:HB3	2.04	0.73
2:I:306:ARG:HD3	2:I:336:HIS:HB3	1.69	0.73
2:I:319:LEU:HA	2:I:345:ILE:HD11	1.70	0.73
2:I:322:ARG:HD2	2:I:349:ALA:HB1	1.71	0.73
2:J:165:GLU:HB3	2:J:169:LYS:NZ	2.03	0.73
2:J:291:HIS:NE2	2:J:293:VAL:HG23	2.02	0.73
2:J:388:PHE:HD2	2:J:390:VAL:HG13	1.52	0.73
2:K:186:LEU:CD1	2:K:200:VAL:HB	2.19	0.73
2:L:164:GLU:HB2	2:L:207:LEU:HD22	1.70	0.73
2:L:383:ILE:HD13	2:L:385:GLY:H	1.54	0.73
1:A:355:TYR:CD1	1:A:355:TYR:C	2.61	0.73
1:A:464:ILE:CD1	1:A:779:TYR:CE1	2.71	0.73
1:A:862:ALA:O	1:A:1118:CYS:CB	2.35	0.73
1:C:290:THR:CG2	1:C:291:ALA:N	2.51	0.73
1:C:850:ARG:HH11	1:C:850:ARG:HG3	1.53	0.73
1:F:52:GLN:NE2	1:F:71:LEU:H	1.87	0.73
1:F:731:SER:HA	1:F:748:GLY:N	2.04	0.73
1:F:780:ARG:HH21	1:F:1105:VAL:HG23	1.53	0.73
1:F:1076:GLY:CA	1:F:1145:GLU:HG2	2.18	0.73
1:F:1417:VAL:HG12	1:F:1419:HIS:H	1.54	0.73
2:G:100:GLN:HB3	2:G:105:GLU:CG	2.17	0.73
2:G:186:LEU:CD1	2:G:200:VAL:HB	2.19	0.73
2:G:366:ARG:HE	2:G:391:GLN:CG	2.01	0.73
2:H:100:GLN:HA	2:H:100:GLN:HE21	1.53	0.73
2:H:144:ARG:HD3	2:H:465:HIS:CE1	2.23	0.73
2:H:182:MET:CE	2:H:216:PRO:HG3	2.17	0.73
2:H:262:LEU:HB2	2:H:401:PHE:HE2	1.53	0.73
2:I:91:PRO:HD2	2:I:203:ARG:NH2	2.04	0.73
2:K:100:GLN:HB3	2:K:105:GLU:CG	2.17	0.73
2:L:257:ASN:ND2	2:L:364:ALA:HB3	2.04	0.73

*Continued on next page...*

*Continued from previous page...*

Atom-1	Atom-2	Interatomic distance (Å)	Clash overlap (Å)
2:L:264:TYR:OH	2:L:308:ALA:HA	1.89	0.73
1:A:60:LYS:O	1:A:63:GLY:N	2.19	0.73
1:A:609:GLU:OE2	1:A:645:ARG:HD3	1.88	0.73
1:A:1131:THR:HG22	1:A:1133:GLU:N	2.02	0.73
1:B:214:ASN:O	1:B:1015:LYS:HE2	1.88	0.73
1:B:450:ARG:O	1:B:453:ALA:N	2.20	0.73
1:C:1394:VAL:HG11	1:C:1401:LEU:CD2	2.17	0.73
1:D:52:GLN:NE2	1:D:71:LEU:H	1.87	0.73
1:D:295:LYS:HD2	1:D:390:MET:CE	2.19	0.73
1:D:1417:VAL:HG12	1:D:1419:HIS:H	1.54	0.73
1:E:780:ARG:HB3	2:L:51:GLY:C	2.07	0.73
1:F:493:ARG:NH2	1:F:786:ASP:OD1	2.21	0.73
2:I:207:LEU:HG	2:I:212:VAL:HG11	1.70	0.73
2:I:307:THR:O	2:I:310:ARG:HB2	1.88	0.73
2:I:388:PHE:HD2	2:I:390:VAL:HG13	1.52	0.73
2:I:430:LYS:HE2	2:I:456:ASP:HB3	1.69	0.73
2:J:92:GLU:HG2	2:J:128:ASN:ND2	2.03	0.73
2:J:264:TYR:OH	2:J:308:ALA:HA	1.89	0.73
2:K:277:VAL:HG12	2:K:279:ALA:N	2.03	0.73
1:A:1226:GLY:O	1:E:900:GLY:HA2	1.87	0.73
1:A:1460:LYS:O	1:A:1462:MET:N	2.21	0.73
1:C:609:GLU:OE2	1:C:645:ARG:HD3	1.88	0.73
1:D:780:ARG:HH21	1:D:1105:VAL:HG23	1.53	0.73
1:D:829:LEU:HD13	1:D:1168:LEU:HD13	1.70	0.73
1:E:295:LYS:CE	1:E:299:VAL:HG12	2.18	0.73
1:E:342:VAL:HG13	1:E:392:ALA:HB2	1.69	0.73
1:E:724:ASN:ND2	1:E:724:ASN:N	2.37	0.73
1:F:175:ARG:HG3	1:F:175:ARG:HH11	1.52	0.73
1:F:417:ASP:C	1:F:419:TRP:N	2.38	0.73
1:F:838:VAL:CG1	1:F:839:PRO:HD2	2.19	0.73
2:G:277:VAL:HG12	2:G:279:ALA:N	2.03	0.73
2:G:307:THR:O	2:G:310:ARG:HB2	1.88	0.73
2:G:320:TYR:HB2	2:G:346:TRP:CD1	2.24	0.73
2:I:164:GLU:HB2	2:I:207:LEU:HD22	1.70	0.73
2:I:454:ILE:HD13	2:I:454:ILE:O	1.88	0.73
2:J:109:VAL:HG22	7:J:483:SF4:S2	2.29	0.73
2:J:201:GLU:O	2:J:205:LYS:HD3	1.87	0.73
2:J:371:VAL:HG21	2:J:386:SER:HB3	1.71	0.73
2:K:307:THR:O	2:K:310:ARG:HB2	1.88	0.73
1:A:782:ARG:HG3	2:J:52:VAL:HA	0.89	0.73
1:B:525:ARG:HG2	1:B:542:LEU:HD13	1.71	0.73

*Continued on next page...*



*Continued from previous page...*

Atom-1	Atom-2	Interatomic distance (Å)	Clash overlap (Å)
1:B:1113:CYS:O	1:B:1115:VAL:N	2.22	0.73
1:D:891:PRO:HA	1:D:894:PHE:CE2	2.24	0.73
1:E:139:VAL:HG11	1:E:143:GLN:CB	2.17	0.73
1:E:1425:LYS:HD3	1:E:1447:TRP:NE1	2.03	0.73
2:G:322:ARG:HG3	2:G:323:ASP:N	2.04	0.73
2:H:277:VAL:HG12	2:H:279:ALA:N	2.03	0.73
2:H:322:ARG:HG3	2:H:323:ASP:N	2.04	0.73
2:I:371:VAL:HG21	2:I:386:SER:HB3	1.71	0.73
2:J:91:PRO:HD2	2:J:203:ARG:NH2	2.04	0.73
2:J:307:THR:O	2:J:310:ARG:HB2	1.88	0.73
2:K:366:ARG:HE	2:K:391:GLN:CG	2.01	0.73
2:K:371:VAL:HG21	2:K:386:SER:HB3	1.71	0.73
2:L:91:PRO:HD2	2:L:203:ARG:NH2	2.04	0.73
2:L:225:SER:O	2:L:229:LEU:HD12	1.89	0.73
2:L:306:ARG:HD3	2:L:336:HIS:HB3	1.69	0.73
1:A:102:TYR:CD2	1:A:144:PHE:HE1	2.06	0.72
1:A:342:VAL:HG13	1:A:392:ALA:HB2	1.69	0.72
1:B:731:SER:HA	1:B:748:GLY:N	2.04	0.72
1:C:1317:THR:HG23	1:C:1358:GLU:OE1	1.88	0.72
1:D:536:ASP:OD1	1:D:536:ASP:C	2.25	0.72
1:E:1062:ARG:O	1:E:1062:ARG:HG3	1.89	0.72
2:G:207:LEU:HG	2:G:212:VAL:HG11	1.70	0.72
2:J:201:GLU:HG3	2:J:205:LYS:CE	2.18	0.72
2:J:207:LEU:HG	2:J:212:VAL:HG11	1.70	0.72
2:J:257:ASN:ND2	2:J:364:ALA:HB3	2.04	0.72
2:J:322:ARG:HG3	2:J:323:ASP:N	2.04	0.72
2:K:109:VAL:HG22	7:K:483:SF4:S2	2.28	0.72
2:L:201:GLU:HG3	2:L:205:LYS:CE	2.18	0.72
1:B:780:ARG:NH2	1:B:1105:VAL:HG23	2.03	0.72
1:B:783:LYS:HE2	2:G:57:VAL:CG1	2.17	0.72
1:D:1449:ARG:CB	1:D:1449:ARG:NH1	1.80	0.72
1:F:891:PRO:HA	1:F:894:PHE:CE2	2.24	0.72
2:G:257:ASN:ND2	2:G:364:ALA:HB3	2.04	0.72
2:H:186:LEU:CD1	2:H:200:VAL:HB	2.19	0.72
2:H:186:LEU:HD21	2:H:200:VAL:HB	1.69	0.72
2:H:201:GLU:HG3	2:H:205:LYS:CE	2.18	0.72
2:H:264:TYR:OH	2:H:308:ALA:HA	1.89	0.72
2:H:307:THR:O	2:H:310:ARG:HB2	1.88	0.72
2:H:319:LEU:HA	2:H:345:ILE:HD11	1.70	0.72
2:J:366:ARG:HE	2:J:391:GLN:CG	2.01	0.72
2:K:320:TYR:HB2	2:K:346:TRP:CD1	2.24	0.72

*Continued on next page...*

*Continued from previous page...*

Atom-1	Atom-2	Interatomic distance (Å)	Clash overlap (Å)
2:L:132:TRP:HD1	2:L:202:ARG:HD2	1.53	0.72
2:L:186:LEU:CD1	2:L:200:VAL:HB	2.19	0.72
2:L:307:THR:O	2:L:310:ARG:HB2	1.88	0.72
1:A:465:LEU:C	1:A:465:LEU:HD12	2.08	0.72
1:B:295:LYS:NZ	1:B:299:VAL:O	2.17	0.72
1:B:465:LEU:O	1:B:465:LEU:HD12	1.89	0.72
1:B:1184:ASN:O	1:B:1187:LEU:N	2.22	0.72
1:C:536:ASP:OD1	1:C:536:ASP:C	2.25	0.72
1:E:290:THR:CG2	1:E:291:ALA:N	2.51	0.72
1:E:573:PHE:HB2	1:E:574:PRO:HD2	1.71	0.72
1:E:781:PHE:CD2	2:L:57:VAL:HG21	2.23	0.72
2:G:92:GLU:HG2	2:G:128:ASN:OD1	1.89	0.72
2:G:186:LEU:HD21	2:G:200:VAL:HB	1.69	0.72
2:H:80:ALA:CB	2:H:127:ILE:HG12	2.17	0.72
2:H:257:ASN:CG	2:H:394:LEU:HA	2.08	0.72
2:I:201:GLU:HG3	2:I:205:LYS:CE	2.18	0.72
2:I:327:MET:HB2	2:I:346:TRP:HH2	1.54	0.72
2:I:378:GLN:O	2:I:380:PRO:HD3	1.89	0.72
2:I:383:ILE:HD13	2:I:385:GLY:H	1.54	0.72
2:J:144:ARG:HD3	2:J:465:HIS:CE1	2.23	0.72
2:J:152:VAL:CG1	2:J:175:VAL:HA	2.12	0.72
2:K:92:GLU:HG2	2:K:128:ASN:OD1	1.89	0.72
2:L:454:ILE:HD13	2:L:454:ILE:O	1.88	0.72
1:A:1438:ARG:HB3	2:L:376:GLY:N	1.84	0.72
1:B:838:VAL:HG12	1:B:839:PRO:N	2.02	0.72
1:B:838:VAL:CG1	1:B:839:PRO:HD2	2.19	0.72
1:D:780:ARG:NH2	1:D:1105:VAL:HG23	2.04	0.72
1:D:1369:THR:C	1:D:1389:GLY:O	2.28	0.72
1:E:976:SER:OG	1:E:978:GLU:HG3	1.90	0.72
1:F:665:THR:HG22	1:F:665:THR:O	1.89	0.72
2:G:378:GLN:O	2:G:380:PRO:HD3	1.89	0.72
2:H:320:TYR:HB2	2:H:346:TRP:CD1	2.24	0.72
2:H:371:VAL:HG21	2:H:386:SER:HB3	1.71	0.72
2:J:430:LYS:HE2	2:J:456:ASP:HB3	1.69	0.72
2:K:145:GLU:OE1	2:K:469:LYS:HA	1.88	0.72
2:K:319:LEU:HA	2:K:345:ILE:HD11	1.70	0.72
2:K:322:ARG:HD2	2:K:349:ALA:HB1	1.71	0.72
2:L:152:VAL:HG13	2:L:175:VAL:CA	2.15	0.72
2:L:197:LYS:CE	2:L:275:ASP:H	2.01	0.72
2:L:320:TYR:HB2	2:L:346:TRP:CD1	2.24	0.72
2:L:416:LYS:HE3	2:L:433:ASN:ND2	2.04	0.72

*Continued on next page...*

*Continued from previous page...*

Atom-1	Atom-2	Interatomic distance (Å)	Clash overlap (Å)
1:A:520:MET:HE1	1:A:705:LEU:HB3	1.71	0.72
1:C:464:ILE:CD1	1:C:779:TYR:CE1	2.71	0.72
1:D:1113:CYS:O	1:D:1115:VAL:N	2.22	0.72
1:E:1221:PRO:HB2	1:E:1229:MET:CE	2.09	0.72
1:F:290:THR:CG2	1:F:292:PRO:CD	2.68	0.72
1:F:782:ARG:CZ	2:I:51:GLY:CA	1.75	0.72
2:G:100:GLN:HE21	2:G:100:GLN:HA	1.53	0.72
2:G:165:GLU:HB3	2:G:169:LYS:NZ	2.03	0.72
2:G:371:VAL:HG21	2:G:386:SER:HB3	1.71	0.72
2:H:71:LEU:CG	2:H:79:GLU:HB2	2.20	0.72
2:H:164:GLU:HB2	2:H:207:LEU:HD22	1.70	0.72
2:H:353:PHE:CD1	2:H:382:VAL:HG12	2.25	0.72
2:I:186:LEU:CD1	2:I:200:VAL:HB	2.19	0.72
2:I:197:LYS:CE	2:I:275:ASP:H	2.01	0.72
2:I:244:LYS:HD2	2:I:404:GLU:CB	2.13	0.72
2:J:31:ILE:HD13	2:J:336:HIS:NE2	2.05	0.72
2:K:416:LYS:HE3	2:K:433:ASN:ND2	2.04	0.72
2:L:257:ASN:CG	2:L:394:LEU:HA	2.08	0.72
1:A:573:PHE:HB2	1:A:574:PRO:HD2	1.71	0.72
1:B:223:GLN:HB3	1:B:224:PRO:HA	1.72	0.72
1:C:454:PHE:HE2	1:C:647:ALA:CB	2.03	0.72
1:C:1376:LEU:N	1:C:1376:LEU:CD2	2.33	0.72
1:D:465:LEU:HD12	1:D:465:LEU:O	1.89	0.72
1:D:1164:ARG:NH1	1:D:1166:ASP:OD2	2.23	0.72
1:E:513:SER:CB	1:E:520:MET:CE	2.64	0.72
1:F:511:ILE:HG22	1:F:512:ASP:N	2.03	0.72
1:F:603:HIS:N	1:F:640:THR:HG22	2.05	0.72
1:F:1076:GLY:HA3	1:F:1145:GLU:CG	2.17	0.72
2:H:423:LEU:HD22	2:H:423:LEU:H	1.55	0.72
2:I:165:GLU:HB3	2:I:169:LYS:NZ	2.03	0.72
2:I:439:ALA:HB1	2:I:443:ILE:HD11	1.72	0.72
2:J:182:MET:CE	2:J:216:PRO:HG3	2.17	0.72
2:J:262:LEU:HB2	2:J:401:PHE:HE2	1.53	0.72
2:K:71:LEU:HD11	2:K:76:ARG:O	1.88	0.72
2:L:71:LEU:HD11	2:L:76:ARG:O	1.88	0.72
2:L:71:LEU:CG	2:L:79:GLU:HB2	2.20	0.72
2:L:182:MET:CE	2:L:216:PRO:HG3	2.17	0.72
1:B:1369:THR:C	1:B:1389:GLY:O	2.28	0.72
1:C:96:GLU:HA	1:C:96:GLU:OE1	1.88	0.72
1:D:290:THR:CG2	1:D:292:PRO:CD	2.68	0.72
1:D:781:PHE:CE2	1:D:791:GLU:HB3	2.25	0.72

*Continued on next page...*

*Continued from previous page...*

Atom-1	Atom-2	Interatomic distance (Å)	Clash overlap (Å)
1:E:1289:MET:H	1:E:1289:MET:CE	2.03	0.72
1:F:1369:THR:C	1:F:1389:GLY:O	2.28	0.72
2:H:416:LYS:HE3	2:H:433:ASN:ND2	2.04	0.72
2:J:186:LEU:CD1	2:J:200:VAL:HB	2.19	0.72
2:J:378:GLN:O	2:J:380:PRO:HD3	1.89	0.72
2:K:305:VAL:HG13	2:K:316:VAL:HG11	1.72	0.72
2:K:353:PHE:CD1	2:K:382:VAL:HG12	2.25	0.72
2:L:165:GLU:HB3	2:L:169:LYS:NZ	2.03	0.72
2:L:322:ARG:HD2	2:L:349:ALA:HB1	1.71	0.72
2:L:378:GLN:O	2:L:380:PRO:HD3	1.89	0.72
2:L:383:ILE:HD13	2:L:385:GLY:N	2.05	0.72
1:A:985:TYR:HE1	1:A:1207:VAL:HG13	1.53	0.72
1:B:146:LEU:HD12	1:B:146:LEU:O	1.88	0.72
1:B:842:GLU:HB3	1:B:1156:ARG:HD3	1.72	0.72
1:B:999:LYS:HG2	1:B:1022:LEU:HD23	1.72	0.72
1:C:375:ASP:OD2	1:C:377:THR:CB	2.26	0.72
1:C:1356:VAL:HG11	1:C:1431:HIS:HB2	1.71	0.72
1:C:1401:LEU:HD11	1:C:1405:ILE:HB	1.71	0.72
1:D:417:ASP:C	1:D:419:TRP:N	2.38	0.72
1:D:603:HIS:N	1:D:640:THR:HG22	2.05	0.72
1:D:842:GLU:HB3	1:D:1156:ARG:HD3	1.72	0.72
1:D:1076:GLY:CA	1:D:1145:GLU:HG2	2.18	0.72
1:E:1317:THR:HG23	1:E:1358:GLU:OE1	1.88	0.72
1:F:223:GLN:HB3	1:F:224:PRO:HA	1.72	0.72
1:F:515:ARG:HD2	1:F:1367:TYR:HE1	1.49	0.72
2:G:383:ILE:HD13	2:G:385:GLY:H	1.54	0.72
2:H:305:VAL:HG13	2:H:316:VAL:HG11	1.72	0.72
2:H:383:ILE:HD13	2:H:385:GLY:N	2.05	0.72
2:I:31:ILE:HD13	2:I:336:HIS:NE2	2.05	0.72
2:J:305:VAL:HG13	2:J:316:VAL:HG11	1.72	0.72
2:J:423:LEU:H	2:J:423:LEU:HD22	1.55	0.72
2:K:257:ASN:ND2	2:K:364:ALA:HB3	2.04	0.72
1:A:976:SER:OG	1:A:978:GLU:HG3	1.90	0.72
1:A:1260:GLN:OE1	1:E:899:ASN:OD1	2.08	0.72
1:B:511:ILE:HG22	1:B:512:ASP:N	2.03	0.72
1:B:1369:THR:HG22	1:B:1369:THR:O	1.89	0.72
1:B:1417:VAL:HG12	1:B:1419:HIS:H	1.54	0.72
1:C:918:THR:HG23	1:C:1256:MET:SD	2.30	0.72
1:C:1289:MET:CE	1:C:1289:MET:H	2.03	0.72
1:C:1447:TRP:CZ2	1:C:1451:VAL:HG22	2.24	0.72
1:D:493:ARG:NH2	1:D:786:ASP:OD1	2.21	0.72

*Continued on next page...*

*Continued from previous page...*

Atom-1	Atom-2	Interatomic distance (Å)	Clash overlap (Å)
1:D:525:ARG:HG2	1:D:542:LEU:HD13	1.71	0.72
1:D:731:SER:HA	1:D:748:GLY:N	2.04	0.72
1:E:355:TYR:CD1	1:E:355:TYR:C	2.61	0.72
1:E:734:LEU:HD12	1:E:738:HIS:HD2	1.54	0.72
1:F:829:LEU:HD13	1:F:1168:LEU:HD13	1.70	0.72
2:H:257:ASN:ND2	2:H:364:ALA:HB3	2.04	0.72
2:H:469:LYS:HZ3	2:H:476:VAL:HA	1.54	0.72
2:I:305:VAL:HG13	2:I:316:VAL:HG11	1.72	0.72
2:J:439:ALA:HB1	2:J:443:ILE:HD11	1.72	0.72
2:K:100:GLN:HA	2:K:100:GLN:HE21	1.53	0.72
1:A:1227:GLU:HG3	1:E:902:ASN:HB2	1.59	0.72
1:B:218:THR:CG2	1:B:221:LEU:HG	2.20	0.72
1:B:500:ARG:NH2	1:B:1040:PHE:HA	2.05	0.72
1:B:1212:ASP:O	1:B:1216:VAL:HG23	1.90	0.72
1:C:189:THR:HG22	1:C:190:THR:N	2.04	0.72
1:D:3:VAL:HG22	1:D:231:ASN:HB2	1.72	0.72
1:E:189:THR:HG22	1:E:190:THR:N	2.04	0.72
1:F:236:THR:HG21	1:F:328:ASP:N	2.00	0.72
1:F:500:ARG:NH2	1:F:1040:PHE:HA	2.05	0.72
1:F:525:ARG:HG2	1:F:542:LEU:HD13	1.71	0.72
2:G:71:LEU:HD11	2:G:76:ARG:O	1.88	0.72
2:G:71:LEU:CG	2:G:79:GLU:HB2	2.20	0.72
2:G:416:LYS:HE3	2:G:433:ASN:ND2	2.04	0.72
2:H:225:SER:O	2:H:229:LEU:HD12	1.89	0.72
2:J:225:SER:O	2:J:229:LEU:HD12	1.89	0.72
2:K:207:LEU:HG	2:K:212:VAL:HG11	1.70	0.72
2:L:353:PHE:CD1	2:L:382:VAL:HG12	2.25	0.72
1:A:290:THR:HG22	1:A:292:PRO:N	2.05	0.71
1:B:52:GLN:NE2	1:B:71:LEU:H	1.87	0.71
1:B:588:ARG:O	1:B:592:GLU:CG	2.38	0.71
1:B:958:HIS:O	1:B:1369:THR:HG22	1.90	0.71
1:C:102:TYR:CD2	1:C:144:PHE:HE1	2.06	0.71
1:C:875:MET:HE2	1:C:1139:PHE:CZ	2.24	0.71
1:E:60:LYS:O	1:E:63:GLY:N	2.19	0.71
1:F:731:SER:HA	1:F:747:SER:HA	1.71	0.71
1:F:1164:ARG:NH1	1:F:1166:ASP:OD2	2.23	0.71
2:G:264:TYR:OH	2:G:308:ALA:HA	1.89	0.71
2:H:31:ILE:HD13	2:H:336:HIS:NE2	2.05	0.71
2:I:225:SER:O	2:I:229:LEU:HD12	1.89	0.71
2:J:383:ILE:HD13	2:J:385:GLY:H	1.54	0.71
2:K:322:ARG:HG3	2:K:323:ASP:N	2.04	0.71

*Continued on next page...*

*Continued from previous page...*

Atom-1	Atom-2	Interatomic distance (Å)	Clash overlap (Å)
2:K:383:ILE:HD13	2:K:385:GLY:N	2.05	0.71
2:L:244:LYS:HD2	2:L:404:GLU:CB	2.13	0.71
2:L:262:LEU:HB2	2:L:401:PHE:HE2	1.53	0.71
2:L:371:VAL:HG21	2:L:386:SER:HB3	1.71	0.71
1:A:781:PHE:CD2	2:J:57:VAL:HG21	2.23	0.71
1:A:899:ASN:OD1	1:C:1260:GLN:OE1	2.08	0.71
1:A:1104:MET:C	2:J:54:PHE:HZ	1.91	0.71
1:A:1289:MET:H	1:A:1289:MET:CE	2.03	0.71
1:A:1447:TRP:CZ2	1:A:1451:VAL:HG22	2.24	0.71
1:B:891:PRO:HA	1:B:894:PHE:CE2	2.24	0.71
1:C:782:ARG:CB	2:K:56:GLN:NE2	2.38	0.71
1:D:353:MET:HG2	1:D:385:LEU:HD23	1.72	0.71
1:E:102:TYR:CD2	1:E:144:PHE:HE1	2.06	0.71
1:E:1131:THR:HG23	1:E:1133:GLU:OE1	1.90	0.71
1:F:704:LEU:O	1:F:705:LEU:C	2.25	0.71
2:H:388:PHE:HD2	2:H:390:VAL:HG13	1.52	0.71
2:I:320:TYR:HB2	2:I:346:TRP:CD1	2.24	0.71
2:K:152:VAL:HG13	2:K:175:VAL:CA	2.15	0.71
2:K:264:TYR:OH	2:K:308:ALA:HA	1.89	0.71
2:L:31:ILE:HD13	2:L:336:HIS:NE2	2.05	0.71
2:L:92:GLU:HG2	2:L:128:ASN:OD1	1.89	0.71
1:A:724:ASN:ND2	1:A:724:ASN:N	2.36	0.71
1:A:1131:THR:HG23	1:A:1133:GLU:OE1	1.90	0.71
1:B:782:ARG:HG2	2:G:53:PRO:HD2	0.77	0.71
1:B:1164:ARG:NH1	1:B:1166:ASP:OD2	2.23	0.71
1:D:218:THR:CG2	1:D:221:LEU:HG	2.20	0.71
1:D:242:ASN:HD22	1:D:242:ASN:N	1.87	0.71
1:D:1253:LYS:O	1:D:1253:LYS:HG3	1.91	0.71
1:E:782:ARG:HG3	2:L:52:VAL:HA	0.89	0.71
1:F:459:GLU:O	1:F:463:LEU:HB2	1.91	0.71
1:F:781:PHE:CE2	1:F:791:GLU:HB3	2.25	0.71
1:F:842:GLU:HB3	1:F:1156:ARG:HD3	1.72	0.71
1:F:875:MET:CE	1:F:1139:PHE:CE2	2.73	0.71
1:F:1369:THR:HG22	1:F:1369:THR:O	1.89	0.71
2:G:220:VAL:CG2	8:G:484:FAD:C6A	2.68	0.71
2:G:353:PHE:CD1	2:G:382:VAL:HG12	2.25	0.71
2:J:322:ARG:HD2	2:J:349:ALA:HB1	1.71	0.71
2:J:353:PHE:CD1	2:J:382:VAL:HG12	2.25	0.71
2:K:164:GLU:HB2	2:K:207:LEU:HD22	1.70	0.71
2:L:440:ALA:CB	2:L:456:ASP:HB3	2.19	0.71
1:B:493:ARG:NH2	1:B:786:ASP:OD1	2.21	0.71

*Continued on next page...*

*Continued from previous page...*

Atom-1	Atom-2	Interatomic distance (Å)	Clash overlap (Å)
1:B:781:PHE:CE2	1:B:791:GLU:HB3	2.25	0.71
1:B:875:MET:CE	1:B:1139:PHE:CE2	2.73	0.71
1:B:1253:LYS:O	1:B:1253:LYS:HG3	1.91	0.71
1:C:1438:ARG:NE	2:J:376:GLY:C	2.44	0.71
1:D:1053:HIS:ND1	1:D:1062:ARG:NH1	2.39	0.71
1:D:1212:ASP:O	1:D:1216:VAL:HG23	1.90	0.71
1:E:218:THR:HG21	1:E:221:LEU:HG	1.73	0.71
1:E:850:ARG:HH11	1:E:850:ARG:HG3	1.53	0.71
2:G:305:VAL:HG13	2:G:316:VAL:HG11	1.72	0.71
2:G:423:LEU:HD22	2:G:423:LEU:H	1.55	0.71
2:H:91:PRO:HD2	2:H:203:ARG:NH2	2.04	0.71
2:I:92:GLU:HG2	2:I:128:ASN:OD1	1.89	0.71
2:I:383:ILE:HD13	2:I:385:GLY:N	2.05	0.71
2:I:440:ALA:CB	2:I:456:ASP:HB3	2.19	0.71
2:J:144:ARG:HD2	2:J:169:LYS:HB3	1.73	0.71
2:J:320:TYR:HB2	2:J:346:TRP:CD1	2.24	0.71
2:J:383:ILE:HD13	2:J:385:GLY:N	2.05	0.71
2:K:71:LEU:CG	2:K:79:GLU:HB2	2.20	0.71
2:K:91:PRO:HD2	2:K:203:ARG:NH2	2.04	0.71
2:K:96:ARG:HG3	2:K:97:ILE:HG23	1.73	0.71
2:L:366:ARG:HE	2:L:391:GLN:CG	2.01	0.71
1:B:746:ILE:HG22	1:B:747:SER:O	1.88	0.71
1:C:1230:GLN:NE2	1:C:1267:ARG:HD3	2.05	0.71
1:D:223:GLN:HB3	1:D:224:PRO:HA	1.72	0.71
1:D:236:THR:HG21	1:D:328:ASP:N	2.00	0.71
2:I:322:ARG:HG3	2:I:323:ASP:N	2.04	0.71
2:J:96:ARG:HG3	2:J:97:ILE:HG23	1.73	0.71
2:L:327:MET:HB2	2:L:346:TRP:HH2	1.54	0.71
1:A:454:PHE:HE2	1:A:647:ALA:CB	2.03	0.71
1:A:838:VAL:CG1	1:A:839:PRO:N	2.53	0.71
1:A:1230:GLN:NE2	1:A:1267:ARG:HD3	2.05	0.71
1:B:182:MET:HE3	1:B:217:PRO:HB3	1.52	0.71
1:B:242:ASN:HD22	1:B:242:ASN:N	1.87	0.71
1:B:319:TYR:O	1:B:322:SER:OG	2.09	0.71
1:B:353:MET:HG2	1:B:385:LEU:HD23	1.72	0.71
1:D:459:GLU:O	1:D:463:LEU:HB2	1.91	0.71
1:D:1184:ASN:O	1:D:1187:LEU:N	2.22	0.71
1:F:588:ARG:O	1:F:592:GLU:CG	2.38	0.71
2:G:225:SER:O	2:G:229:LEU:HD12	1.89	0.71
2:I:262:LEU:HB2	2:I:401:PHE:HE2	1.53	0.71
2:J:220:VAL:CG2	8:J:484:FAD:C6A	2.68	0.71

*Continued on next page...*

*Continued from previous page...*

Atom-1	Atom-2	Interatomic distance (Å)	Clash overlap (Å)
1:C:1131:THR:HG23	1:C:1133:GLU:OE1	1.89	0.71
1:E:1230:GLN:NE2	1:E:1267:ARG:HD3	2.05	0.71
1:F:242:ASN:ND2	1:F:242:ASN:N	2.37	0.71
1:F:782:ARG:HG2	2:I:53:PRO:HD2	0.77	0.71
2:G:132:TRP:HD1	2:G:202:ARG:HD2	1.53	0.71
2:H:383:ILE:HD13	2:H:385:GLY:H	1.54	0.71
2:K:225:SER:O	2:K:229:LEU:HD12	1.89	0.71
2:L:207:LEU:HG	2:L:212:VAL:HG11	1.70	0.71
2:L:305:VAL:HG13	2:L:316:VAL:HG11	1.72	0.71
2:L:319:LEU:HA	2:L:345:ILE:HD11	1.70	0.71
2:L:439:ALA:HB1	2:L:443:ILE:HD11	1.72	0.71
1:A:96:GLU:HA	1:A:96:GLU:OE1	1.89	0.71
1:A:1356:VAL:HG11	1:A:1431:HIS:HB2	1.71	0.71
1:B:3:VAL:HG22	1:B:231:ASN:HB2	1.72	0.71
1:B:1114:PRO:HA	2:G:112:GLN:C	1.84	0.71
1:C:997:THR:HG22	1:C:998:VAL:N	2.05	0.71
1:D:319:TYR:O	1:D:322:SER:OG	2.09	0.71
1:D:731:SER:HA	1:D:747:SER:HA	1.71	0.71
1:D:838:VAL:CG1	1:D:839:PRO:HD2	2.19	0.71
1:E:290:THR:HG22	1:E:292:PRO:N	2.05	0.71
1:E:918:THR:HG23	1:E:1256:MET:SD	2.30	0.71
1:E:1114:PRO:HA	2:L:112:GLN:C	1.74	0.71
1:F:88:ALA:O	1:F:92:ILE:HG13	1.91	0.71
1:F:958:HIS:O	1:F:1369:THR:HG22	1.90	0.71
2:G:238:VAL:HG23	2:G:439:ALA:CB	2.21	0.71
2:H:220:VAL:CG2	8:H:484:FAD:C6A	2.68	0.71
2:H:238:VAL:HG23	2:H:439:ALA:CB	2.21	0.71
2:J:92:GLU:HG2	2:J:128:ASN:OD1	1.89	0.71
2:J:264:TYR:HE2	2:J:307:THR:CG2	2.04	0.71
2:J:350:PRO:C	2:J:372:ALA:HB3	2.11	0.71
2:L:220:VAL:CG2	8:L:484:FAD:C6A	2.68	0.71
1:B:665:THR:HG22	1:B:665:THR:O	1.89	0.71
1:B:731:SER:HA	1:B:747:SER:HA	1.71	0.71
1:B:1047:MET:CE	1:B:1186:ARG:NH2	2.44	0.71
1:C:734:LEU:HD12	1:C:738:HIS:HD2	1.54	0.71
1:D:88:ALA:O	1:D:92:ILE:HG13	1.91	0.71
1:D:802:VAL:HG23	1:D:1137:ASN:HB2	1.73	0.71
1:E:997:THR:HG22	1:E:998:VAL:N	2.05	0.71
1:F:1212:ASP:O	1:F:1216:VAL:HG23	1.90	0.71
2:G:350:PRO:C	2:G:372:ALA:HB3	2.11	0.71
2:G:383:ILE:HD13	2:G:385:GLY:N	2.05	0.71

*Continued on next page...*



*Continued from previous page...*

Atom-1	Atom-2	Interatomic distance (Å)	Clash overlap (Å)
2:H:144:ARG:HD2	2:H:169:LYS:HB3	1.73	0.71
2:I:264:TYR:HE2	2:I:307:THR:CG2	2.04	0.71
2:I:366:ARG:HD3	2:I:389:THR:OG1	1.91	0.71
2:I:423:LEU:H	2:I:423:LEU:HD22	1.55	0.71
2:J:366:ARG:HD3	2:J:389:THR:OG1	1.91	0.71
2:K:238:VAL:HG23	2:K:439:ALA:CB	2.21	0.71
2:K:350:PRO:C	2:K:372:ALA:HB3	2.12	0.71
1:A:918:THR:HG23	1:A:1256:MET:SD	2.30	0.71
1:B:802:VAL:HG23	1:B:1137:ASN:HB2	1.73	0.71
1:B:1076:GLY:CA	1:B:1145:GLU:HG2	2.18	0.71
1:D:500:ARG:NH2	1:D:1040:PHE:HA	2.05	0.71
1:D:603:HIS:N	1:D:640:THR:CG2	2.54	0.71
1:E:253:HIS:H	1:E:260:MET:HE1	1.56	0.71
1:F:593:THR:O	1:F:597:VAL:HG23	1.91	0.71
1:F:603:HIS:N	1:F:640:THR:CG2	2.54	0.71
1:F:1053:HIS:CE1	1:F:1062:ARG:HH11	2.08	0.71
1:F:1289:MET:HB2	1:F:1289:MET:HE3	1.71	0.71
2:I:353:PHE:CD1	2:I:382:VAL:HG12	2.25	0.71
2:K:31:ILE:HD13	2:K:336:HIS:NE2	2.05	0.71
2:K:423:LEU:HD22	2:K:423:LEU:H	1.55	0.71
2:K:478:VAL:HG23	2:K:479:ALA:H	1.56	0.71
2:L:350:PRO:C	2:L:372:ALA:HB3	2.12	0.71
1:A:183:PHE:CE1	1:A:188:LEU:HA	2.26	0.70
1:B:295:LYS:NZ	1:B:299:VAL:HG12	2.06	0.70
1:B:1170:GLN:O	1:B:1170:GLN:CG	2.39	0.70
1:C:218:THR:HG21	1:C:221:LEU:HG	1.73	0.70
1:C:1062:ARG:O	1:C:1062:ARG:HG3	1.90	0.70
1:D:593:THR:O	1:D:597:VAL:HG23	1.91	0.70
1:D:1053:HIS:CE1	1:D:1062:ARG:HH11	2.08	0.70
1:E:838:VAL:CG1	1:E:839:PRO:N	2.53	0.70
1:F:266:VAL:O	1:F:279:THR:CG2	2.39	0.70
1:F:1184:ASN:O	1:F:1187:LEU:N	2.22	0.70
1:F:1394:VAL:HG12	1:F:1394:VAL:O	1.91	0.70
2:G:326:ASN:O	2:G:328:PRO:HD3	1.91	0.70
2:H:207:LEU:HG	2:H:212:VAL:HG11	1.70	0.70
2:I:71:LEU:CG	2:I:79:GLU:HB2	2.20	0.70
2:I:144:ARG:HD2	2:I:169:LYS:HB3	1.73	0.70
2:J:244:LYS:HD2	2:J:404:GLU:CB	2.13	0.70
2:K:321:ARG:CB	2:K:351:GLU:HA	2.21	0.70
1:A:1062:ARG:O	1:A:1062:ARG:HG3	1.89	0.70
1:B:907:ILE:HG23	1:B:927:GLU:HG2	1.73	0.70

*Continued on next page...*

*Continued from previous page...*

Atom-1	Atom-2	Interatomic distance (Å)	Clash overlap (Å)
1:B:1039:LYS:C	1:B:1040:PHE:CD1	2.65	0.70
1:C:177:ILE:HD13	1:C:179:TYR:CE1	2.27	0.70
1:C:573:PHE:HB2	1:C:574:PRO:HD2	1.71	0.70
1:C:724:ASN:ND2	1:C:724:ASN:N	2.36	0.70
1:C:838:VAL:CG1	1:C:839:PRO:N	2.53	0.70
1:C:976:SER:OG	1:C:978:GLU:HG3	1.90	0.70
1:D:59:VAL:HG21	1:D:105:TYR:CD2	2.26	0.70
1:D:1170:GLN:O	1:D:1170:GLN:CG	2.39	0.70
1:E:96:GLU:HA	1:E:96:GLU:OE1	1.89	0.70
1:E:609:GLU:OE2	1:E:645:ARG:HD3	1.88	0.70
1:F:295:LYS:NZ	1:F:299:VAL:HG12	2.06	0.70
1:F:802:VAL:HG23	1:F:1137:ASN:HB2	1.73	0.70
2:G:31:ILE:HD13	2:G:336:HIS:NE2	2.05	0.70
2:G:144:ARG:HD2	2:G:169:LYS:HB3	1.73	0.70
2:G:319:LEU:HA	2:G:345:ILE:HD11	1.70	0.70
2:H:152:VAL:HG13	2:H:175:VAL:CA	2.15	0.70
2:H:264:TYR:HE2	2:H:307:THR:CG2	2.04	0.70
2:K:264:TYR:HE2	2:K:307:THR:CG2	2.04	0.70
2:K:326:ASN:O	2:K:328:PRO:HD3	1.91	0.70
2:L:238:VAL:HG23	2:L:439:ALA:CB	2.21	0.70
1:A:501:GLN:HE21	1:A:653:HIS:CD2	2.10	0.70
1:B:266:VAL:O	1:B:279:THR:CG2	2.39	0.70
1:B:593:THR:O	1:B:597:VAL:HG23	1.91	0.70
1:B:739:PHE:O	1:B:740:PRO:O	2.10	0.70
1:C:899:ASN:OD1	1:E:1260:GLN:OE1	2.08	0.70
1:D:1348:VAL:O	1:D:1348:VAL:HG13	1.91	0.70
1:E:1438:ARG:HB3	2:K:375:THR:CA	2.14	0.70
2:G:194:LYS:HD2	2:G:306:ARG:HH21	1.57	0.70
2:G:321:ARG:CB	2:G:351:GLU:HA	2.21	0.70
2:G:417:VAL:HG12	2:G:418:THR:O	1.92	0.70
2:I:96:ARG:HG3	2:I:97:ILE:HG23	1.73	0.70
2:I:350:PRO:C	2:I:372:ALA:HB3	2.12	0.70
2:K:197:LYS:HG2	2:K:273:LEU:HD12	1.73	0.70
2:L:152:VAL:CG1	2:L:175:VAL:HA	2.12	0.70
2:L:264:TYR:HE2	2:L:307:THR:CG2	2.04	0.70
2:L:326:ASN:O	2:L:328:PRO:HD3	1.91	0.70
1:A:997:THR:HG22	1:A:998:VAL:N	2.05	0.70
1:A:1362:SER:HA	1:A:1380:GLY:HA3	1.74	0.70
1:B:59:VAL:HG21	1:B:105:TYR:CD2	2.26	0.70
1:B:242:ASN:ND2	1:B:242:ASN:N	2.37	0.70
1:B:454:PHE:CE2	1:B:647:ALA:HB3	2.27	0.70

*Continued on next page...*

*Continued from previous page...*

Atom-1	Atom-2	Interatomic distance (Å)	Clash overlap (Å)
1:B:603:HIS:N	1:B:640:THR:CG2	2.54	0.70
1:B:820:ARG:CB	1:B:821:PRO:CD	2.66	0.70
1:B:1053:HIS:ND1	1:B:1062:ARG:NH1	2.39	0.70
1:C:140:SER:O	1:C:143:GLN:N	2.24	0.70
1:C:1362:SER:HA	1:C:1380:GLY:HA3	1.74	0.70
1:D:242:ASN:ND2	1:D:242:ASN:N	2.37	0.70
1:D:266:VAL:O	1:D:279:THR:CG2	2.39	0.70
1:E:454:PHE:HE2	1:E:647:ALA:CB	2.03	0.70
1:E:875:MET:HE1	1:E:1139:PHE:CD2	2.26	0.70
1:F:295:LYS:HD2	1:F:390:MET:CE	2.19	0.70
1:F:353:MET:HG2	1:F:385:LEU:HD23	1.72	0.70
2:H:34:ARG:HG3	2:H:125:LYS:HE2	1.74	0.70
2:H:194:LYS:HD2	2:H:306:ARG:HH21	1.57	0.70
2:I:420:TRP:HB2	2:I:422:THR:HG22	1.73	0.70
2:J:34:ARG:HG3	2:J:125:LYS:HE2	1.73	0.70
2:J:238:VAL:HG23	2:J:439:ALA:CB	2.21	0.70
2:K:194:LYS:HD2	2:K:306:ARG:HH21	1.57	0.70
2:L:322:ARG:HG3	2:L:323:ASP:N	2.04	0.70
2:L:423:LEU:HD22	2:L:423:LEU:H	1.55	0.70
1:A:253:HIS:H	1:A:260:MET:HE1	1.56	0.70
1:B:465:LEU:HD12	1:B:465:LEU:C	2.12	0.70
1:C:501:GLN:HE21	1:C:653:HIS:CD2	2.10	0.70
1:D:389:GLU:CB	1:D:403:ASP:OD2	2.40	0.70
1:D:588:ARG:O	1:D:592:GLU:CG	2.38	0.70
1:D:875:MET:CE	1:D:1139:PHE:CE2	2.73	0.70
1:E:295:LYS:HZ3	1:E:299:VAL:HG12	1.54	0.70
1:E:1076:GLY:HA3	1:E:1145:GLU:CG	2.22	0.70
1:F:218:THR:CG2	1:F:221:LEU:HG	2.20	0.70
1:F:242:ASN:HD22	1:F:242:ASN:N	1.87	0.70
2:G:478:VAL:HG23	2:G:479:ALA:H	1.56	0.70
2:H:197:LYS:HG2	2:H:273:LEU:HD12	1.73	0.70
2:H:406:LEU:HD22	2:H:406:LEU:H	1.57	0.70
2:I:34:ARG:HG3	2:I:125:LYS:HE2	1.73	0.70
2:I:132:TRP:HD1	2:I:202:ARG:HD2	1.53	0.70
2:I:220:VAL:CG2	8:I:484:FAD:C6A	2.68	0.70
2:J:406:LEU:H	2:J:406:LEU:HD22	1.57	0.70
2:K:220:VAL:CG2	8:K:484:FAD:C6A	2.68	0.70
2:K:368:HIS:CE1	2:K:387:GLU:HG3	2.27	0.70
2:K:406:LEU:H	2:K:406:LEU:HD22	1.57	0.70
2:K:439:ALA:HB1	2:K:443:ILE:HD11	1.72	0.70
1:B:1053:HIS:CE1	1:B:1062:ARG:HH11	2.08	0.70

*Continued on next page...*

*Continued from previous page...*

Atom-1	Atom-2	Interatomic distance (Å)	Clash overlap (Å)
1:D:985:TYR:CE1	1:D:1207:VAL:HG13	2.27	0.70
1:E:1356:VAL:HG11	1:E:1431:HIS:HB2	1.71	0.70
1:F:3:VAL:HG22	1:F:231:ASN:HB2	1.72	0.70
1:F:732:ARG:H	1:F:747:SER:HB3	1.57	0.70
2:G:96:ARG:HG3	2:G:97:ILE:HG23	1.73	0.70
2:G:322:ARG:HD2	2:G:349:ALA:HB1	1.71	0.70
2:H:271:VAL:HG11	2:H:284:SER:C	2.12	0.70
2:I:197:LYS:HG2	2:I:273:LEU:HD12	1.73	0.70
1:A:140:SER:O	1:A:143:GLN:N	2.24	0.70
1:B:88:ALA:O	1:B:92:ILE:HG13	1.91	0.70
1:B:459:GLU:O	1:B:463:LEU:HB2	1.91	0.70
1:B:1121:ASP:OD1	1:B:1122:ASP:N	2.25	0.70
1:D:794:VAL:HG12	1:D:795:ILE:N	2.07	0.70
1:D:907:ILE:HG23	1:D:927:GLU:HG2	1.73	0.70
1:E:501:GLN:HE21	1:E:653:HIS:CD2	2.10	0.70
1:F:1053:HIS:ND1	1:F:1062:ARG:NH1	2.39	0.70
1:F:1105:VAL:HG13	1:F:1107:GLN:HG3	1.74	0.70
2:H:302:MET:HE1	2:H:333:GLU:HG3	1.73	0.70
2:J:90:PHE:CD2	2:J:203:ARG:HG3	2.27	0.70
2:J:440:ALA:CB	2:J:456:ASP:HB3	2.19	0.70
2:K:417:VAL:HG12	2:K:418:THR:O	1.92	0.70
2:L:477:ALA:O	2:L:478:VAL:HG13	1.92	0.70
1:A:177:ILE:HD13	1:A:179:TYR:CE1	2.27	0.70
1:A:218:THR:HG21	1:A:221:LEU:HG	1.73	0.70
1:B:302:ALA:HB2	1:B:347:ARG:NH1	2.07	0.70
1:B:1394:VAL:HG12	1:B:1394:VAL:O	1.91	0.70
1:C:902:ASN:ND2	1:E:1227:GLU:HG3	2.07	0.70
1:C:974:ILE:CD1	1:C:983:LEU:HD12	2.19	0.70
1:F:454:PHE:CE2	1:F:647:ALA:HB3	2.27	0.70
1:F:604:VAL:HG23	1:F:640:THR:HG21	1.73	0.70
1:F:780:ARG:HG2	2:I:51:GLY:O	1.92	0.70
1:F:794:VAL:HG12	1:F:795:ILE:N	2.07	0.70
1:F:1414:ARG:NH2	1:F:1455:TRP:CZ2	2.60	0.70
2:G:406:LEU:H	2:G:406:LEU:HD22	1.57	0.70
2:G:420:TRP:HB2	2:G:422:THR:HG22	1.73	0.70
2:G:440:ALA:CB	2:G:456:ASP:HB3	2.19	0.70
2:H:77:LEU:HA	2:H:127:ILE:CD1	2.22	0.70
2:I:90:PHE:CD2	2:I:203:ARG:HG3	2.27	0.70
2:I:238:VAL:HG23	2:I:439:ALA:CB	2.21	0.70
2:J:420:TRP:HB2	2:J:422:THR:HG22	1.73	0.70
2:J:469:LYS:HZ3	2:J:476:VAL:HA	1.57	0.70

*Continued on next page...*

*Continued from previous page...*

Atom-1	Atom-2	Interatomic distance (Å)	Clash overlap (Å)
2:K:366:ARG:HD3	2:K:389:THR:OG1	1.91	0.70
2:K:420:TRP:HB2	2:K:422:THR:HG22	1.73	0.70
2:K:477:ALA:O	2:K:478:VAL:HG13	1.92	0.70
2:L:197:LYS:HG2	2:L:273:LEU:HD12	1.73	0.70
1:B:107:TRP:N	1:B:107:TRP:CD1	2.59	0.70
1:B:932:VAL:O	1:B:933:ALA:HB2	1.92	0.70
1:C:183:PHE:CE1	1:C:188:LEU:HA	2.26	0.70
1:C:1104:MET:C	2:K:54:PHE:HZ	1.91	0.70
1:D:604:VAL:HG23	1:D:640:THR:HG21	1.73	0.70
1:D:739:PHE:O	1:D:740:PRO:O	2.10	0.70
1:E:140:SER:O	1:E:143:GLN:N	2.24	0.70
1:E:183:PHE:CE1	1:E:188:LEU:HA	2.26	0.70
1:E:781:PHE:O	2:L:52:VAL:HB	1.85	0.70
2:G:100:GLN:CB	2:G:105:GLU:HG2	2.22	0.70
2:G:271:VAL:HG11	2:G:284:SER:C	2.12	0.70
2:I:477:ALA:O	2:I:478:VAL:HG13	1.92	0.70
2:J:100:GLN:CB	2:J:105:GLU:HG2	2.22	0.70
2:L:77:LEU:HA	2:L:127:ILE:CD1	2.22	0.70
2:L:417:VAL:HG12	2:L:418:THR:O	1.92	0.70
1:B:1449:ARG:CB	1:B:1449:ARG:NH1	1.80	0.70
1:D:447:LEU:CD1	1:D:451:GLN:HG3	2.22	0.70
1:E:1338:ALA:HB3	1:E:1357:VAL:HG22	1.74	0.70
1:F:985:TYR:CE1	1:F:1207:VAL:HG13	2.27	0.70
2:G:295:LEU:O	2:G:398:ALA:HB3	1.92	0.70
2:G:366:ARG:HD3	2:G:389:THR:OG1	1.91	0.70
2:H:179:TYR:CB	2:H:181:ARG:HH12	2.05	0.70
2:H:321:ARG:CB	2:H:351:GLU:HA	2.21	0.70
2:J:271:VAL:HG11	2:J:284:SER:C	2.12	0.70
2:K:241:GLY:N	2:K:443:ILE:HG23	2.07	0.70
2:L:144:ARG:HD2	2:L:169:LYS:HB3	1.73	0.70
2:L:194:LYS:HD2	2:L:306:ARG:HH21	1.57	0.70
2:L:478:VAL:HG23	2:L:479:ALA:H	1.56	0.70
1:A:113:ASN:HD22	1:A:114:VAL:N	1.89	0.69
1:B:290:THR:CG2	1:B:292:PRO:CD	2.68	0.69
1:B:499:PHE:HE1	1:B:742:MET:HE1	1.57	0.69
1:B:603:HIS:N	1:B:640:THR:HG22	2.05	0.69
1:B:1090:PHE:N	1:B:1090:PHE:CD1	2.60	0.69
1:B:1414:ARG:NH2	1:B:1455:TRP:CZ2	2.60	0.69
1:C:290:THR:HG22	1:C:292:PRO:N	2.05	0.69
1:C:413:LEU:O	1:C:414:LYS:CD	2.40	0.69
1:C:1076:GLY:HA3	1:C:1145:GLU:CG	2.22	0.69

*Continued on next page...*

*Continued from previous page...*

Atom-1	Atom-2	Interatomic distance (Å)	Clash overlap (Å)
1:D:732:ARG:H	1:D:747:SER:HB3	1.57	0.69
1:E:515:ARG:NE	1:E:1367:TYR:CE1	2.60	0.69
1:F:302:ALA:HB2	1:F:347:ARG:NH1	2.07	0.69
2:G:264:TYR:HE2	2:G:307:THR:CG2	2.04	0.69
2:H:418:THR:HG21	2:H:422:THR:HG23	1.74	0.69
2:H:477:ALA:O	2:H:478:VAL:HG13	1.92	0.69
2:H:478:VAL:HG23	2:H:479:ALA:H	1.56	0.69
2:I:326:ASN:O	2:I:328:PRO:HD3	1.91	0.69
2:J:368:HIS:CE1	2:J:387:GLU:HG3	2.27	0.69
2:K:271:VAL:HG11	2:K:284:SER:C	2.12	0.69
2:K:383:ILE:HD13	2:K:385:GLY:H	1.54	0.69
2:L:121:GLY:O	2:L:125:LYS:HD3	1.92	0.69
2:L:321:ARG:CB	2:L:351:GLU:HA	2.21	0.69
2:L:366:ARG:HD3	2:L:389:THR:OG1	1.91	0.69
1:A:59:VAL:HG21	1:A:105:TYR:CE2	2.27	0.69
1:A:1438:ARG:NE	2:L:376:GLY:C	2.44	0.69
1:C:113:ASN:HD22	1:C:114:VAL:N	1.89	0.69
1:C:240:ASN:HD21	1:C:327:TRP:HA	1.58	0.69
1:C:515:ARG:NE	1:C:1367:TYR:CE1	2.60	0.69
1:C:1221:PRO:CG	1:C:1229:MET:CE	2.70	0.69
1:D:958:HIS:O	1:D:1369:THR:HG22	1.90	0.69
1:D:1053:HIS:CE1	1:D:1062:ARG:NH1	2.60	0.69
1:D:1394:VAL:O	1:D:1394:VAL:HG12	1.91	0.69
1:E:177:ILE:HD13	1:E:179:TYR:CE1	2.27	0.69
1:E:1438:ARG:NE	2:K:376:GLY:C	2.44	0.69
1:F:312:ASN:OD1	1:F:312:ASN:N	2.25	0.69
1:F:319:TYR:O	1:F:322:SER:OG	2.09	0.69
1:F:1053:HIS:CE1	1:F:1062:ARG:NH1	2.60	0.69
2:I:271:VAL:HG11	2:I:284:SER:C	2.12	0.69
2:J:241:GLY:N	2:J:443:ILE:HG23	2.07	0.69
2:K:34:ARG:HG3	2:K:125:LYS:HE2	1.73	0.69
2:L:321:ARG:C	2:L:351:GLU:HA	2.13	0.69
1:A:734:LEU:HD12	1:A:738:HIS:HD2	1.54	0.69
1:A:1076:GLY:HA3	1:A:1145:GLU:CG	2.22	0.69
1:B:1059:ASN:N	1:B:1059:ASN:HD22	1.91	0.69
1:C:461:MET:HE1	1:C:465:LEU:HD23	1.74	0.69
1:D:295:LYS:NZ	1:D:299:VAL:HG12	2.06	0.69
1:D:454:PHE:CE2	1:D:647:ALA:HB3	2.26	0.69
1:D:985:TYR:CE1	1:D:1207:VAL:CG1	2.75	0.69
1:E:1104:MET:C	2:L:54:PHE:HZ	1.91	0.69
1:E:1121:ASP:OD2	1:E:1124:LEU:HB2	1.93	0.69

*Continued on next page...*

*Continued from previous page...*

Atom-1	Atom-2	Interatomic distance (Å)	Clash overlap (Å)
1:E:1221:PRO:CG	1:E:1229:MET:CE	2.70	0.69
1:F:447:LEU:CD1	1:F:451:GLN:HG3	2.22	0.69
1:F:739:PHE:O	1:F:740:PRO:O	2.10	0.69
2:G:197:LYS:HE2	2:G:275:ASP:N	2.08	0.69
2:H:90:PHE:CD2	2:H:203:ARG:HG3	2.27	0.69
2:H:121:GLY:O	2:H:125:LYS:HD3	1.92	0.69
2:H:241:GLY:N	2:H:443:ILE:HG23	2.07	0.69
2:J:121:GLY:O	2:J:125:LYS:HD3	1.92	0.69
2:J:477:ALA:O	2:J:478:VAL:HG13	1.92	0.69
2:K:77:LEU:HA	2:K:127:ILE:CD1	2.22	0.69
2:K:144:ARG:HD2	2:K:169:LYS:HB3	1.73	0.69
2:K:179:TYR:CB	2:K:181:ARG:HH12	2.05	0.69
2:L:271:VAL:HG11	2:L:284:SER:C	2.12	0.69
2:L:449:LEU:CD1	2:L:451:VAL:HG12	2.22	0.69
1:A:496:HIS:O	1:A:653:HIS:HE1	1.76	0.69
1:A:1317:THR:HG23	1:A:1358:GLU:OE1	1.88	0.69
1:A:1338:ALA:HB3	1:A:1357:VAL:HG22	1.74	0.69
1:B:309:THR:HB	1:B:314:LYS:HE3	1.74	0.69
1:D:426:LEU:HD22	1:D:543:LEU:HB3	1.73	0.69
1:D:782:ARG:N	2:H:52:VAL:HB	2.07	0.69
1:D:1039:LYS:C	1:D:1040:PHE:CD1	2.65	0.69
1:F:419:TRP:O	1:F:540:THR:HG21	1.92	0.69
2:G:121:GLY:O	2:G:125:LYS:HD3	1.92	0.69
2:G:327:MET:HB2	2:G:346:TRP:HH2	1.54	0.69
2:G:368:HIS:CE1	2:G:387:GLU:HG3	2.27	0.69
2:G:439:ALA:HB1	2:G:443:ILE:HD11	1.72	0.69
2:H:180:ASP:O	2:H:182:MET:HE1	1.93	0.69
2:I:121:GLY:O	2:I:125:LYS:HD3	1.92	0.69
2:I:122:SER:HA	2:I:125:LYS:HE3	1.75	0.69
2:J:321:ARG:CB	2:J:351:GLU:HA	2.21	0.69
2:L:180:ASP:O	2:L:182:MET:HE1	1.93	0.69
1:A:515:ARG:NE	1:A:1367:TYR:CE1	2.60	0.69
1:A:1415:ILE:HG21	1:A:1421:GLU:HB2	1.75	0.69
1:C:208:HIS:CE1	1:C:223:GLN:OE1	2.45	0.69
1:C:414:LYS:HB3	1:C:415:PRO:CD	2.23	0.69
1:C:496:HIS:O	1:C:653:HIS:HE1	1.76	0.69
1:C:746:ILE:HG23	1:C:1182:ASP:H	1.54	0.69
1:C:1121:ASP:OD2	1:C:1124:LEU:HB2	1.93	0.69
1:D:528:ASN:C	1:D:529:LEU:HD23	2.13	0.69
1:D:999:LYS:HG2	1:D:1022:LEU:HD23	1.72	0.69
1:E:496:HIS:O	1:E:653:HIS:HE1	1.76	0.69

*Continued on next page...*

*Continued from previous page...*

Atom-1	Atom-2	Interatomic distance (Å)	Clash overlap (Å)
2:H:96:ARG:HA	2:H:125:LYS:HD2	1.75	0.69
2:H:96:ARG:HG3	2:H:97:ILE:HG23	1.73	0.69
2:H:322:ARG:HD2	2:H:326:ASN:HD21	1.58	0.69
2:H:350:PRO:C	2:H:372:ALA:HB3	2.12	0.69
2:H:439:ALA:HB1	2:H:443:ILE:HD11	1.72	0.69
2:J:165:GLU:OE2	2:J:458:ARG:HA	1.92	0.69
2:J:179:TYR:CB	2:J:181:ARG:HH12	2.05	0.69
2:K:77:LEU:HA	2:K:127:ILE:HD11	1.75	0.69
2:K:121:GLY:O	2:K:125:LYS:HD3	1.92	0.69
2:K:418:THR:HG21	2:K:422:THR:HG23	1.74	0.69
2:L:122:SER:HA	2:L:125:LYS:HE3	1.75	0.69
2:L:197:LYS:HE2	2:L:275:ASP:N	2.07	0.69
2:L:321:ARG:HB2	2:L:351:GLU:CA	2.23	0.69
1:A:208:HIS:CE1	1:A:223:GLN:OE1	2.45	0.69
1:A:414:LYS:HB3	1:A:415:PRO:CD	2.23	0.69
1:A:974:ILE:CD1	1:A:983:LEU:HD12	2.19	0.69
1:B:604:VAL:HG23	1:B:640:THR:HG21	1.73	0.69
1:B:1008:THR:CG2	1:B:1009:ILE:N	2.55	0.69
1:B:1053:HIS:CE1	1:B:1062:ARG:NH1	2.60	0.69
1:B:1112:THR:O	2:G:112:GLN:NE2	2.19	0.69
1:D:780:ARG:HG2	2:H:51:GLY:O	1.92	0.69
1:D:1112:THR:O	2:H:112:GLN:NE2	2.19	0.69
1:D:1414:ARG:NH2	1:D:1455:TRP:CZ2	2.60	0.69
1:E:113:ASN:HD22	1:E:114:VAL:N	1.89	0.69
1:E:208:HIS:CE1	1:E:223:GLN:OE1	2.45	0.69
1:F:59:VAL:HG21	1:F:105:TYR:CD2	2.27	0.69
1:F:465:LEU:HD12	1:F:465:LEU:C	2.12	0.69
1:F:753:GLY:O	1:F:754:ILE:C	2.25	0.69
1:F:1090:PHE:N	1:F:1090:PHE:CD1	2.60	0.69
1:F:1121:ASP:OD1	1:F:1122:ASP:N	2.25	0.69
1:F:1253:LYS:O	1:F:1253:LYS:HG3	1.91	0.69
1:F:1348:VAL:O	1:F:1348:VAL:HG13	1.92	0.69
2:G:477:ALA:O	2:G:478:VAL:HG13	1.92	0.69
2:H:321:ARG:C	2:H:351:GLU:HA	2.13	0.69
2:H:366:ARG:HD3	2:H:389:THR:OG1	1.91	0.69
2:I:165:GLU:OE2	2:I:458:ARG:HA	1.92	0.69
2:J:77:LEU:HA	2:J:127:ILE:HD11	1.75	0.69
2:J:77:LEU:HA	2:J:127:ILE:CD1	2.22	0.69
2:J:197:LYS:HE2	2:J:275:ASP:N	2.08	0.69
2:J:326:ASN:O	2:J:328:PRO:HD3	1.91	0.69
2:K:319:LEU:CB	2:K:345:ILE:HD11	2.23	0.69

*Continued on next page...*



*Continued from previous page...*

Atom-1	Atom-2	Interatomic distance (Å)	Clash overlap (Å)
2:K:321:ARG:HA	2:K:352:GLY:N	2.08	0.69
2:K:322:ARG:HD2	2:K:326:ASN:HD21	1.58	0.69
2:K:451:VAL:HA	2:K:454:ILE:HG22	1.75	0.69
1:A:358:THR:HB	1:A:360:ASP:OD1	1.92	0.69
1:A:1019:ASP:OD2	1:A:1204:ARG:HB2	1.92	0.69
1:A:1311:THR:CG2	1:A:1312:SER:N	2.55	0.69
1:C:313:HIS:O	1:C:317:ILE:HG13	1.93	0.69
1:D:302:ALA:HB2	1:D:347:ARG:NH1	2.07	0.69
1:D:782:ARG:HH21	2:H:51:GLY:CA	0.99	0.69
1:E:240:ASN:HD21	1:E:327:TRP:HA	1.58	0.69
1:E:253:HIS:CE1	1:E:254:PRO:CD	2.62	0.69
1:F:528:ASN:C	1:F:529:LEU:HD23	2.13	0.69
1:F:734:LEU:HD12	1:F:738:HIS:CD2	2.25	0.69
1:F:875:MET:HE1	1:F:1139:PHE:CD2	2.27	0.69
1:F:1059:ASN:N	1:F:1059:ASN:HD22	1.91	0.69
2:G:321:ARG:HB2	2:G:351:GLU:CA	2.23	0.69
2:G:451:VAL:HA	2:G:454:ILE:HG22	1.75	0.69
2:H:295:LEU:O	2:H:398:ALA:HB3	1.92	0.69
2:I:77:LEU:HA	2:I:127:ILE:CD1	2.22	0.69
2:I:321:ARG:HA	2:I:352:GLY:N	2.08	0.69
2:I:322:ARG:HD2	2:I:326:ASN:HD21	1.58	0.69
2:J:302:MET:HE1	2:J:333:GLU:HG3	1.74	0.69
2:J:322:ARG:HD2	2:J:326:ASN:HD21	1.58	0.69
2:L:90:PHE:CD2	2:L:203:ARG:HG3	2.27	0.69
2:L:220:VAL:CG2	8:L:484:FAD:N1A	2.56	0.69
2:L:406:LEU:HD22	2:L:406:LEU:H	1.57	0.69
2:L:420:TRP:HB2	2:L:422:THR:HG22	1.73	0.69
1:A:313:HIS:O	1:A:317:ILE:HG13	1.93	0.69
1:A:345:MET:CG	1:A:346:ASP:N	2.55	0.69
1:A:1276:LEU:HD12	1:A:1277:GLY:N	2.08	0.69
1:B:426:LEU:HD22	1:B:543:LEU:HB3	1.73	0.69
1:B:1054:GLN:O	1:B:1057:THR:N	2.26	0.69
1:B:1438:ARG:HD2	2:H:377:ARG:N	1.49	0.69
1:C:9:ILE:HG13	1:C:361:GLY:O	1.93	0.69
1:C:442:MET:HE1	1:C:447:LEU:HA	1.75	0.69
1:D:419:TRP:O	1:D:540:THR:HG21	1.92	0.69
1:D:783:LYS:HE2	2:H:57:VAL:CG1	2.17	0.69
1:D:932:VAL:O	1:D:933:ALA:HB2	1.92	0.69
1:D:1105:VAL:HG13	1:D:1107:GLN:HG3	1.74	0.69
1:D:1121:ASP:OD1	1:D:1122:ASP:N	2.25	0.69
1:D:1447:TRP:CE2	1:D:1451:VAL:HG22	2.28	0.69

*Continued on next page...*

*Continued from previous page...*

Atom-1	Atom-2	Interatomic distance (Å)	Clash overlap (Å)
1:D:1449:ARG:O	1:D:1452:THR:HB	1.93	0.69
1:E:8:ALA:HA	1:E:362:LEU:HD12	1.75	0.69
1:E:413:LEU:O	1:E:414:LYS:CD	2.40	0.69
1:E:442:MET:HE1	1:E:447:LEU:HA	1.75	0.69
1:E:1221:PRO:HG2	1:E:1229:MET:CE	2.23	0.69
1:E:1276:LEU:HD12	1:E:1277:GLY:N	2.08	0.69
1:E:1311:THR:CG2	1:E:1312:SER:N	2.55	0.69
1:E:1388:THR:O	1:E:1388:THR:HG22	1.93	0.69
1:F:426:LEU:HD22	1:F:543:LEU:HB3	1.73	0.69
1:F:442:MET:HG3	1:F:673:GLU:OE2	1.93	0.69
1:F:1447:TRP:CE2	1:F:1451:VAL:HG22	2.28	0.69
2:G:179:TYR:CB	2:G:181:ARG:HH12	2.05	0.69
2:G:241:GLY:N	2:G:443:ILE:HG23	2.07	0.69
2:G:319:LEU:CB	2:G:345:ILE:HD11	2.23	0.69
2:G:321:ARG:C	2:G:351:GLU:HA	2.13	0.69
2:H:321:ARG:HA	2:H:352:GLY:N	2.08	0.69
2:H:326:ASN:O	2:H:328:PRO:HD3	1.91	0.69
2:H:368:HIS:CE1	2:H:387:GLU:HG3	2.27	0.69
2:H:420:TRP:HB2	2:H:422:THR:HG22	1.73	0.69
2:I:77:LEU:HA	2:I:127:ILE:HD11	1.75	0.69
2:I:295:LEU:O	2:I:398:ALA:HB3	1.92	0.69
2:I:321:ARG:C	2:I:351:GLU:HA	2.13	0.69
2:I:368:HIS:CE1	2:I:387:GLU:HG3	2.27	0.69
2:I:406:LEU:HD22	2:I:406:LEU:H	1.57	0.69
2:J:194:LYS:HD2	2:J:306:ARG:HH21	1.57	0.69
2:J:197:LYS:HG2	2:J:273:LEU:HD12	1.73	0.69
2:J:321:ARG:HA	2:J:352:GLY:N	2.08	0.69
2:J:417:VAL:HG12	2:J:418:THR:O	1.92	0.69
2:J:418:THR:HG21	2:J:422:THR:HG23	1.74	0.69
2:J:451:VAL:HA	2:J:454:ILE:HG22	1.75	0.69
2:K:90:PHE:CD2	2:K:203:ARG:HG3	2.27	0.69
2:K:321:ARG:C	2:K:351:GLU:HA	2.13	0.69
2:K:449:LEU:CD1	2:K:451:VAL:HG12	2.22	0.69
2:K:469:LYS:HZ3	2:K:476:VAL:HA	1.57	0.69
2:L:96:ARG:HG3	2:L:97:ILE:HG23	1.73	0.69
2:L:100:GLN:CB	2:L:105:GLU:HG2	2.22	0.69
2:L:368:HIS:CE1	2:L:387:GLU:HG3	2.27	0.69
1:A:1221:PRO:CG	1:A:1229:MET:CE	2.70	0.69
1:A:1221:PRO:HG2	1:A:1229:MET:CE	2.23	0.69
1:B:528:ASN:C	1:B:529:LEU:HD23	2.13	0.69
1:B:603:HIS:CA	1:B:640:THR:CG2	2.71	0.69

*Continued on next page...*

*Continued from previous page...*

Atom-1	Atom-2	Interatomic distance (Å)	Clash overlap (Å)
1:B:1289:MET:HB2	1:B:1289:MET:HE3	1.73	0.69
1:D:1054:GLN:O	1:D:1057:THR:N	2.26	0.69
1:E:728:ILE:HD12	1:E:1047:MET:HE3	1.75	0.69
1:F:782:ARG:HD3	2:I:53:PRO:CD	2.09	0.69
1:F:1039:LYS:C	1:F:1040:PHE:CD1	2.65	0.69
2:G:44:ALA:HA	2:G:69:LEU:CD1	2.22	0.69
2:G:77:LEU:HA	2:G:127:ILE:CD1	2.22	0.69
2:G:302:MET:HE1	2:G:333:GLU:HG3	1.74	0.69
2:H:319:LEU:CB	2:H:345:ILE:HD11	2.23	0.69
2:H:440:ALA:CB	2:H:456:ASP:HB3	2.19	0.69
2:I:417:VAL:HG12	2:I:418:THR:O	1.92	0.69
2:J:71:LEU:CG	2:J:79:GLU:HB2	2.20	0.69
2:J:96:ARG:HA	2:J:125:LYS:HD2	1.75	0.69
2:K:165:GLU:OE2	2:K:458:ARG:HA	1.92	0.69
2:L:321:ARG:HA	2:L:352:GLY:N	2.08	0.69
1:A:447:LEU:CD1	1:A:451:GLN:HG3	2.23	0.69
1:A:985:TYR:CE1	1:A:1207:VAL:HG13	2.28	0.69
1:B:780:ARG:HG2	2:G:51:GLY:O	1.92	0.69
1:B:985:TYR:CE1	1:B:1207:VAL:CG1	2.75	0.69
1:B:1449:ARG:O	1:B:1452:THR:HB	1.93	0.69
1:F:907:ILE:HG23	1:F:927:GLU:HG2	1.73	0.69
2:G:220:VAL:CG2	8:G:484:FAD:N1A	2.56	0.69
2:G:321:ARG:HA	2:G:352:GLY:N	2.08	0.69
2:H:165:GLU:OE2	2:H:458:ARG:HA	1.92	0.69
2:J:319:LEU:CB	2:J:345:ILE:HD11	2.23	0.69
2:J:478:VAL:HG23	2:J:479:ALA:H	1.56	0.69
2:L:34:ARG:HG3	2:L:125:LYS:HE2	1.74	0.69
2:L:179:TYR:CB	2:L:181:ARG:HH12	2.05	0.69
1:A:295:LYS:HZ3	1:A:299:VAL:HG12	1.57	0.68
1:A:454:PHE:CD2	1:A:648:GLU:HB2	2.28	0.68
1:B:515:ARG:HD2	1:B:1367:TYR:HE1	1.49	0.68
1:B:794:VAL:HG12	1:B:795:ILE:N	2.07	0.68
1:C:152:ARG:O	1:C:156:GLU:HB2	1.94	0.68
1:C:1311:THR:CG2	1:C:1312:SER:N	2.55	0.68
1:D:386:GLY:O	1:D:389:GLU:HG3	1.93	0.68
1:D:602:THR:C	1:D:640:THR:HG22	2.14	0.68
1:E:414:LYS:HB3	1:E:415:PRO:CD	2.23	0.68
1:F:728:ILE:HD12	1:F:1047:MET:HE1	1.75	0.68
1:F:985:TYR:CE1	1:F:1207:VAL:CG1	2.75	0.68
2:H:77:LEU:HA	2:H:127:ILE:HD11	1.75	0.68
2:H:90:PHE:HB3	2:H:93:ILE:HG21	1.76	0.68

*Continued on next page...*

*Continued from previous page...*

Atom-1	Atom-2	Interatomic distance (Å)	Clash overlap (Å)
2:I:179:TYR:CB	2:I:181:ARG:HH12	2.05	0.68
2:I:194:LYS:HD2	2:I:306:ARG:HH21	1.57	0.68
2:I:241:GLY:N	2:I:443:ILE:HG23	2.07	0.68
2:J:122:SER:HA	2:J:125:LYS:HE3	1.75	0.68
2:K:327:MET:HB2	2:K:346:TRP:HH2	1.54	0.68
2:L:71:LEU:HD21	2:L:76:ARG:O	1.93	0.68
2:L:322:ARG:HD2	2:L:326:ASN:HD21	1.58	0.68
1:A:1289:MET:H	1:A:1289:MET:HE3	1.58	0.68
1:A:1449:ARG:HB2	1:A:1449:ARG:CZ	2.19	0.68
1:B:295:LYS:HD2	1:B:390:MET:CE	2.19	0.68
1:B:389:GLU:CB	1:B:403:ASP:OD2	2.40	0.68
1:B:1105:VAL:HG13	1:B:1107:GLN:HG3	1.74	0.68
1:C:358:THR:HB	1:C:360:ASP:OD1	1.92	0.68
1:C:479:MET:HG3	1:C:1104:MET:HE3	1.75	0.68
1:C:1317:THR:HG21	1:C:1358:GLU:OE1	1.92	0.68
1:D:211:TYR:HD1	1:D:212:SER:H	1.42	0.68
1:D:950:THR:CG2	1:D:951:GLU:H	2.06	0.68
1:E:985:TYR:CE1	1:E:1207:VAL:HG13	2.28	0.68
1:F:602:THR:C	1:F:640:THR:HG22	2.14	0.68
1:F:932:VAL:O	1:F:933:ALA:HB2	1.92	0.68
1:F:1388:THR:O	1:F:1388:THR:HG22	1.94	0.68
1:F:1449:ARG:O	1:F:1452:THR:HB	1.93	0.68
2:G:418:THR:HG21	2:G:422:THR:HG23	1.74	0.68
2:H:417:VAL:HG12	2:H:418:THR:O	1.92	0.68
2:I:321:ARG:HB2	2:I:351:GLU:CA	2.23	0.68
2:I:321:ARG:CB	2:I:351:GLU:HA	2.21	0.68
2:I:451:VAL:HA	2:I:454:ILE:HG22	1.75	0.68
2:J:148:LEU:HB3	2:J:234:VAL:HG21	1.75	0.68
2:J:295:LEU:O	2:J:398:ALA:HB3	1.92	0.68
2:J:449:LEU:CD1	2:J:451:VAL:HG12	2.22	0.68
2:K:96:ARG:HA	2:K:125:LYS:HD2	1.75	0.68
2:K:440:ALA:CB	2:K:456:ASP:HB3	2.19	0.68
2:L:295:LEU:O	2:L:398:ALA:HB3	1.92	0.68
1:A:152:ARG:O	1:A:156:GLU:HB2	1.94	0.68
1:A:253:HIS:CE1	1:A:254:PRO:CD	2.62	0.68
1:A:746:ILE:HG23	1:A:1182:ASP:H	1.54	0.68
1:A:1388:THR:O	1:A:1388:THR:HG22	1.93	0.68
1:B:419:TRP:O	1:B:540:THR:HG21	1.92	0.68
1:B:447:LEU:CD1	1:B:451:GLN:HG3	2.22	0.68
1:B:1102:CYS:HG	6:B:2476:F3S:FE1	1.09	0.68
1:C:8:ALA:HA	1:C:362:LEU:HD12	1.75	0.68

*Continued on next page...*

*Continued from previous page...*

Atom-1	Atom-2	Interatomic distance (Å)	Clash overlap (Å)
1:C:1019:ASP:OD2	1:C:1204:ARG:HB2	1.93	0.68
1:C:1412:PHE:HA	1:C:1456:GLN:O	1.94	0.68
1:D:454:PHE:HE2	1:D:647:ALA:HB3	1.58	0.68
1:D:731:SER:O	1:D:735:VAL:HG23	1.93	0.68
1:E:52:GLN:HE22	1:E:71:LEU:HB2	1.59	0.68
1:E:208:HIS:CD2	1:E:209:GLN:O	2.46	0.68
1:F:113:ASN:HD22	1:F:114:VAL:N	1.91	0.68
1:F:182:MET:CE	1:F:217:PRO:C	2.62	0.68
2:G:90:PHE:CD2	2:G:203:ARG:HG3	2.27	0.68
2:G:449:LEU:CD1	2:G:451:VAL:HG12	2.22	0.68
2:K:44:ALA:HA	2:K:69:LEU:CD1	2.22	0.68
1:A:1121:ASP:OD2	1:A:1124:LEU:HB2	1.92	0.68
1:B:529:LEU:HD23	1:B:529:LEU:N	1.92	0.68
1:B:1388:THR:O	1:B:1388:THR:HG22	1.94	0.68
1:C:447:LEU:CD1	1:C:451:GLN:HG3	2.23	0.68
1:C:454:PHE:CD2	1:C:648:GLU:HB2	2.28	0.68
1:C:985:TYR:CE1	1:C:1207:VAL:HG13	2.28	0.68
1:D:417:ASP:C	1:D:419:TRP:H	1.96	0.68
1:D:465:LEU:HD12	1:D:465:LEU:C	2.12	0.68
1:F:309:THR:HB	1:F:314:LYS:HE3	1.74	0.68
2:G:122:SER:HA	2:G:125:LYS:HE3	1.75	0.68
2:I:197:LYS:HE2	2:I:275:ASP:N	2.08	0.68
2:I:317:LYS:HE3	2:I:345:ILE:CG1	2.24	0.68
2:J:249:LYS:HE2	2:J:258:ILE:CD1	2.24	0.68
2:J:317:LYS:HE3	2:J:345:ILE:CG1	2.24	0.68
2:J:321:ARG:C	2:J:351:GLU:HA	2.13	0.68
2:K:181:ARG:C	2:K:182:MET:HE3	2.14	0.68
2:K:295:LEU:O	2:K:398:ALA:HB3	1.92	0.68
1:A:413:LEU:O	1:A:414:LYS:CD	2.40	0.68
1:A:461:MET:HE1	1:A:465:LEU:HD23	1.76	0.68
1:A:732:ARG:H	1:A:747:SER:CB	2.07	0.68
1:B:731:SER:O	1:B:735:VAL:HG23	1.93	0.68
1:B:1442:GLU:OE2	2:H:375:THR:CA	2.42	0.68
1:B:1447:TRP:CE2	1:B:1451:VAL:HG22	2.28	0.68
1:C:59:VAL:HG21	1:C:105:TYR:CE2	2.27	0.68
1:D:182:MET:CE	1:D:217:PRO:C	2.62	0.68
1:D:515:ARG:CD	1:D:1367:TYR:HE1	2.04	0.68
1:D:1059:ASN:N	1:D:1059:ASN:HD22	1.91	0.68
1:D:1090:PHE:N	1:D:1090:PHE:CD1	2.60	0.68
1:E:122:ASN:OD1	1:E:125:ARG:NH1	2.25	0.68
1:E:447:LEU:HD12	1:E:447:LEU:C	2.14	0.68

*Continued on next page...*

*Continued from previous page...*

Atom-1	Atom-2	Interatomic distance (Å)	Clash overlap (Å)
1:E:447:LEU:CD1	1:E:451:GLN:HG3	2.23	0.68
1:E:454:PHE:CD2	1:E:648:GLU:HB2	2.28	0.68
1:E:505:GLN:HE21	1:E:1001:VAL:H	1.33	0.68
1:E:1019:ASP:OD2	1:E:1204:ARG:HB2	1.93	0.68
1:F:731:SER:O	1:F:735:VAL:HG23	1.93	0.68
1:F:1112:THR:O	2:I:112:GLN:NE2	2.19	0.68
2:G:34:ARG:HG3	2:G:125:LYS:HE2	1.73	0.68
2:H:148:LEU:HB3	2:H:234:VAL:HG21	1.75	0.68
2:H:152:VAL:CG1	2:H:175:VAL:HA	2.12	0.68
2:I:71:LEU:HD21	2:I:76:ARG:O	1.93	0.68
2:I:478:VAL:HG23	2:I:479:ALA:H	1.56	0.68
2:K:148:LEU:HB3	2:K:234:VAL:CG2	2.24	0.68
2:K:321:ARG:HB2	2:K:351:GLU:CA	2.23	0.68
2:L:148:LEU:HB3	2:L:234:VAL:CG2	2.24	0.68
2:L:241:GLY:N	2:L:443:ILE:HG23	2.07	0.68
1:A:240:ASN:HD21	1:A:327:TRP:HA	1.58	0.68
1:A:896:PRO:HB3	1:C:1227:GLU:N	2.08	0.68
1:A:1227:GLU:N	1:E:896:PRO:HB3	2.08	0.68
1:B:122:ASN:OD1	1:B:125:ARG:NH1	2.26	0.68
1:B:732:ARG:H	1:B:747:SER:HB3	1.57	0.68
1:B:753:GLY:O	1:B:754:ILE:C	2.25	0.68
1:B:783:LYS:CE	2:G:57:VAL:CG1	2.36	0.68
1:B:1348:VAL:O	1:B:1348:VAL:HG13	1.91	0.68
1:C:52:GLN:HE22	1:C:71:LEU:HB2	1.59	0.68
1:C:426:LEU:HD23	1:C:426:LEU:H	1.59	0.68
1:C:1221:PRO:HG2	1:C:1229:MET:CE	2.23	0.68
1:E:9:ILE:HG13	1:E:361:GLY:O	1.93	0.68
1:E:102:TYR:CD2	1:E:144:PHE:CE1	2.82	0.68
1:E:414:LYS:HB3	1:E:415:PRO:HD3	1.76	0.68
1:E:913:GLY:HA2	1:E:1349:ARG:HD3	1.76	0.68
2:G:146:LEU:HD23	2:G:147:GLY:N	2.09	0.68
2:G:322:ARG:HD2	2:G:326:ASN:HD21	1.58	0.68
2:I:148:LEU:HB3	2:I:234:VAL:HG21	1.75	0.68
2:I:249:LYS:HE2	2:I:258:ILE:CD1	2.24	0.68
2:J:90:PHE:HB3	2:J:93:ILE:HG21	1.76	0.68
2:L:249:LYS:HE2	2:L:258:ILE:CD1	2.24	0.68
1:C:289:ARG:NH2	1:C:532:ILE:O	2.27	0.68
1:D:442:MET:HG3	1:D:673:GLU:OE2	1.93	0.68
1:D:826:ARG:HG2	1:D:1046:GLU:OE2	1.93	0.68
1:E:310:PRO:CG	1:E:404:ARG:NH2	2.56	0.68
1:F:107:TRP:N	1:F:107:TRP:CD1	2.59	0.68

*Continued on next page...*

*Continued from previous page...*

Atom-1	Atom-2	Interatomic distance (Å)	Clash overlap (Å)
1:F:1054:GLN:O	1:F:1057:THR:N	2.26	0.68
2:G:68:TRP:CZ3	2:G:84:SER:HB3	2.29	0.68
2:G:165:GLU:OE2	2:G:458:ARG:HA	1.92	0.68
2:G:197:LYS:HG2	2:G:273:LEU:HD12	1.73	0.68
2:G:469:LYS:HZ3	2:G:476:VAL:HA	1.58	0.68
2:H:148:LEU:HB3	2:H:234:VAL:CG2	2.24	0.68
2:I:319:LEU:CB	2:I:345:ILE:HD11	2.23	0.68
2:I:449:LEU:CD1	2:I:451:VAL:HG12	2.22	0.68
2:J:180:ASP:O	2:J:182:MET:HE1	1.93	0.68
2:L:165:GLU:OE2	2:L:458:ARG:HA	1.92	0.68
2:L:448:SER:H	2:L:452:TRP:HZ3	1.42	0.68
1:A:426:LEU:HD23	1:A:426:LEU:H	1.59	0.68
1:A:1227:GLU:HG3	1:E:902:ASN:ND2	2.07	0.68
1:B:454:PHE:HE2	1:B:647:ALA:HB3	1.58	0.68
1:C:172:LEU:O	1:C:172:LEU:HG	1.94	0.68
1:C:447:LEU:HD12	1:C:447:LEU:C	2.14	0.68
1:C:1276:LEU:HD12	1:C:1277:GLY:N	2.08	0.68
1:C:1438:ARG:HB3	2:J:375:THR:CA	2.14	0.68
1:D:295:LYS:HZ3	1:D:299:VAL:HG12	1.58	0.68
1:E:358:THR:HB	1:E:360:ASP:OD1	1.92	0.68
1:E:387:PRO:HD3	1:E:1344:GLU:CD	2.15	0.68
1:E:661:VAL:HG12	1:E:661:VAL:O	1.94	0.68
1:E:1412:PHE:HA	1:E:1456:GLN:O	1.94	0.68
1:E:1415:ILE:HG21	1:E:1421:GLU:HB2	1.75	0.68
1:F:1114:PRO:O	2:I:112:GLN:CA	2.41	0.68
2:G:152:VAL:HG13	2:G:175:VAL:CA	2.15	0.68
2:G:180:ASP:O	2:G:182:MET:HE1	1.93	0.68
2:H:146:LEU:HD23	2:H:147:GLY:N	2.09	0.68
2:H:317:LYS:HE3	2:H:345:ILE:CG1	2.24	0.68
2:I:148:LEU:HB3	2:I:234:VAL:CG2	2.24	0.68
2:L:96:ARG:HD3	2:L:195:LEU:HA	1.75	0.68
2:L:317:LYS:HE3	2:L:345:ILE:CG1	2.24	0.68
1:B:250:ARG:O	1:B:531:ASN:ND2	2.27	0.68
1:B:417:ASP:C	1:B:419:TRP:H	1.96	0.68
1:B:602:THR:C	1:B:640:THR:HG22	2.14	0.68
1:B:901:ASP:CG	1:F:1228:LYS:HD3	2.15	0.68
1:B:1114:PRO:O	2:G:112:GLN:CA	2.41	0.68
1:C:208:HIS:CD2	1:C:209:GLN:O	2.46	0.68
1:D:122:ASN:OD1	1:D:125:ARG:NH1	2.26	0.68
1:D:236:THR:CG2	1:D:328:ASP:N	2.52	0.68
1:D:522:LEU:CD2	1:D:705:LEU:HD21	2.24	0.68

*Continued on next page...*

*Continued from previous page...*

Atom-1	Atom-2	Interatomic distance (Å)	Clash overlap (Å)
1:D:1076:GLY:HA3	1:D:1145:GLU:CG	2.17	0.68
1:E:1362:SER:HA	1:E:1380:GLY:HA3	1.74	0.68
1:E:1458:VAL:HG13	1:E:1459:PRO:HD2	1.76	0.68
1:F:250:ARG:O	1:F:531:ASN:ND2	2.27	0.68
2:G:96:ARG:HA	2:G:125:LYS:HD2	1.75	0.68
2:G:290:LYS:HD3	2:G:393:ASP:OD2	1.94	0.68
2:H:71:LEU:HD21	2:H:76:ARG:O	1.93	0.68
2:I:97:ILE:HD11	2:I:450:VAL:HG11	1.76	0.68
2:J:148:LEU:HB3	2:J:234:VAL:CG2	2.24	0.68
2:K:100:GLN:CB	2:K:105:GLU:HG2	2.22	0.68
2:L:68:TRP:CZ3	2:L:84:SER:HB3	2.29	0.68
2:L:97:ILE:HD11	2:L:450:VAL:HG11	1.76	0.68
1:A:52:GLN:HE22	1:A:71:LEU:HB2	1.59	0.68
1:A:248:GLU:HA	1:A:251:MET:CG	2.22	0.68
1:A:506:VAL:HG11	1:A:980:LEU:HD22	1.76	0.68
1:A:1458:VAL:HG13	1:A:1459:PRO:HD2	1.76	0.68
1:B:826:ARG:HG2	1:B:1046:GLU:OE2	1.93	0.68
1:C:1338:ALA:HB3	1:C:1357:VAL:HG22	1.74	0.68
1:D:1114:PRO:O	2:H:112:GLN:CA	2.41	0.68
1:E:313:HIS:O	1:E:317:ILE:HG13	1.93	0.68
1:E:461:MET:HE1	1:E:465:LEU:HD23	1.75	0.68
1:F:211:TYR:HD1	1:F:212:SER:H	1.42	0.68
1:F:1170:GLN:O	1:F:1170:GLN:CG	2.39	0.68
2:H:322:ARG:CD	2:H:349:ALA:HB1	2.24	0.68
2:H:451:VAL:HA	2:H:454:ILE:HG22	1.75	0.68
2:J:71:LEU:HD21	2:J:76:ARG:O	1.93	0.68
2:J:97:ILE:HD11	2:J:450:VAL:HG11	1.76	0.68
2:J:321:ARG:HB2	2:J:351:GLU:CA	2.23	0.68
2:J:371:VAL:CG2	2:J:386:SER:HB3	2.24	0.68
2:K:68:TRP:CZ3	2:K:84:SER:HB3	2.29	0.68
2:K:197:LYS:HE2	2:K:275:ASP:N	2.08	0.68
2:L:319:LEU:CB	2:L:345:ILE:HD11	2.23	0.68
1:A:208:HIS:CD2	1:A:209:GLN:O	2.46	0.67
1:A:461:MET:CE	1:A:465:LEU:HD23	2.24	0.67
1:A:918:THR:HG22	1:A:920:GLU:H	1.59	0.67
1:B:113:ASN:HD22	1:B:114:VAL:N	1.91	0.67
1:B:522:LEU:CD2	1:B:705:LEU:HD21	2.24	0.67
1:B:768:GLU:HG2	1:B:769:GLU:N	2.09	0.67
1:C:414:LYS:HB3	1:C:415:PRO:HD3	1.76	0.67
1:C:777:GLY:O	1:C:788:HIS:HE1	1.77	0.67
1:E:172:LEU:O	1:E:172:LEU:HG	1.94	0.67

*Continued on next page...*



*Continued from previous page...*

Atom-1	Atom-2	Interatomic distance (Å)	Clash overlap (Å)
1:F:386:GLY:O	1:F:389:GLU:HG3	1.93	0.67
2:G:148:LEU:HB3	2:G:234:VAL:CG2	2.24	0.67
2:G:317:LYS:HE3	2:G:345:ILE:CG1	2.24	0.67
2:H:100:GLN:CB	2:H:105:GLU:HG2	2.22	0.67
2:H:449:LEU:CD1	2:H:451:VAL:HG12	2.22	0.67
2:I:322:ARG:CD	2:I:349:ALA:HB1	2.24	0.67
2:L:96:ARG:HA	2:L:125:LYS:HD2	1.75	0.67
2:L:148:LEU:HB3	2:L:234:VAL:HG21	1.75	0.67
2:L:418:THR:HG21	2:L:422:THR:HG23	1.74	0.67
1:A:1394:VAL:HG11	1:A:1401:LEU:HD22	1.76	0.67
1:B:266:VAL:HG12	1:B:279:THR:HG23	1.76	0.67
1:B:985:TYR:CE1	1:B:1207:VAL:HG13	2.27	0.67
1:C:387:PRO:HD3	1:C:1344:GLU:CD	2.15	0.67
1:C:1466:LEU:O	1:C:1467:GLU:C	2.33	0.67
1:D:250:ARG:O	1:D:531:ASN:ND2	2.27	0.67
1:D:309:THR:HB	1:D:314:LYS:HE3	1.74	0.67
1:E:426:LEU:HD23	1:E:426:LEU:H	1.59	0.67
1:E:479:MET:HG3	1:E:1104:MET:HE3	1.76	0.67
1:E:732:ARG:H	1:E:747:SER:CB	2.07	0.67
1:F:843:VAL:CG1	1:F:844:GLU:N	2.58	0.67
1:F:1114:PRO:HA	2:I:112:GLN:C	1.84	0.67
2:G:77:LEU:HA	2:G:127:ILE:HD11	1.75	0.67
2:H:97:ILE:HD11	2:H:450:VAL:HG11	1.76	0.67
2:H:321:ARG:HB2	2:H:351:GLU:CA	2.23	0.67
2:I:96:ARG:HD3	2:I:195:LEU:HA	1.75	0.67
2:J:181:ARG:CD	2:J:187:VAL:HG11	2.25	0.67
1:A:8:ALA:HA	1:A:362:LEU:HD12	1.75	0.67
1:A:9:ILE:HG13	1:A:361:GLY:O	1.93	0.67
1:B:732:ARG:H	1:B:747:SER:CB	2.07	0.67
1:C:4:GLY:HA3	1:C:207:TYR:CZ	2.29	0.67
1:C:299:VAL:O	1:C:299:VAL:CG1	2.43	0.67
1:C:732:ARG:H	1:C:747:SER:CB	2.07	0.67
1:C:824:GLN:CA	1:C:824:GLN:NE2	2.57	0.67
1:D:107:TRP:CD1	1:D:107:TRP:N	2.59	0.67
1:D:732:ARG:H	1:D:747:SER:CB	2.07	0.67
1:D:782:ARG:HG2	2:H:53:PRO:HD2	0.77	0.67
1:E:1394:VAL:HG11	1:E:1401:LEU:HD22	1.76	0.67
1:F:139:VAL:CG1	1:F:143:GLN:HB2	2.25	0.67
1:F:253:HIS:N	1:F:260:MET:HE1	2.07	0.67
1:F:603:HIS:CA	1:F:640:THR:CG2	2.71	0.67
2:G:175:VAL:CG1	2:G:214:TYR:HA	2.23	0.67

*Continued on next page...*

*Continued from previous page...*

Atom-1	Atom-2	Interatomic distance (Å)	Clash overlap (Å)
2:G:448:SER:H	2:G:452:TRP:HZ3	1.42	0.67
2:H:153:ILE:HG23	2:H:238:VAL:HA	1.76	0.67
2:K:71:LEU:HD21	2:K:76:ARG:O	1.93	0.67
2:K:153:ILE:HG23	2:K:238:VAL:HA	1.76	0.67
2:K:249:LYS:HE2	2:K:258:ILE:CD1	2.24	0.67
2:K:317:LYS:HE3	2:K:345:ILE:CG1	2.24	0.67
2:L:451:VAL:HA	2:L:454:ILE:HG22	1.75	0.67
1:A:4:GLY:HA3	1:A:207:TYR:CZ	2.29	0.67
1:A:414:LYS:HB3	1:A:415:PRO:HD3	1.76	0.67
1:A:512:ASP:OD2	1:A:1367:TYR:OH	2.13	0.67
1:A:1105:VAL:HG13	1:A:1107:GLN:HG3	1.76	0.67
1:A:1220:ARG:N	1:A:1221:PRO:HD2	2.10	0.67
1:A:1438:ARG:HB3	2:L:375:THR:CA	2.14	0.67
1:B:478:SER:O	1:B:1106:ARG:NH1	2.28	0.67
1:C:1220:ARG:N	1:C:1221:PRO:HD2	2.10	0.67
1:E:152:ARG:O	1:E:156:GLU:HB2	1.94	0.67
1:E:359:THR:HG23	1:E:378:GLN:O	1.94	0.67
1:E:1194:GLU:HB2	1:F:115:ASP:OD2	1.95	0.67
1:F:1442:GLU:OE2	2:G:375:THR:CA	2.42	0.67
2:H:96:ARG:HD3	2:H:195:LEU:HA	1.75	0.67
2:H:290:LYS:HD3	2:H:393:ASP:OD2	1.94	0.67
2:J:96:ARG:HD3	2:J:195:LEU:HA	1.75	0.67
2:J:290:LYS:HD3	2:J:393:ASP:OD2	1.94	0.67
2:K:122:SER:HA	2:K:125:LYS:HE3	1.75	0.67
2:K:165:GLU:HB3	2:K:169:LYS:HZ3	1.59	0.67
2:L:44:ALA:HA	2:L:69:LEU:CD1	2.22	0.67
2:L:77:LEU:HA	2:L:127:ILE:HD11	1.75	0.67
2:L:146:LEU:HD23	2:L:147:GLY:N	2.09	0.67
2:L:322:ARG:CD	2:L:349:ALA:HB1	2.24	0.67
1:A:139:VAL:HG11	1:A:143:GLN:HB3	1.77	0.67
1:A:299:VAL:O	1:A:299:VAL:CG1	2.43	0.67
1:A:499:PHE:HE2	1:A:742:MET:HE1	1.58	0.67
1:B:442:MET:HG3	1:B:673:GLU:OE2	1.93	0.67
1:B:447:LEU:HD12	1:B:451:GLN:CG	2.23	0.67
1:C:515:ARG:HD2	1:C:1367:TYR:HE1	1.46	0.67
1:C:896:PRO:HB3	1:E:1227:GLU:N	2.08	0.67
1:C:1388:THR:O	1:C:1388:THR:HG22	1.93	0.67
1:C:1394:VAL:HG11	1:C:1401:LEU:HD22	1.76	0.67
1:D:559:ARG:HD2	1:D:605:ILE:CD1	2.25	0.67
1:D:838:VAL:CG1	1:D:839:PRO:CD	2.73	0.67
1:E:37:ASP:OD1	1:E:37:ASP:C	2.33	0.67

*Continued on next page...*

*Continued from previous page...*

Atom-1	Atom-2	Interatomic distance (Å)	Clash overlap (Å)
1:E:289:ARG:NH2	1:E:532:ILE:O	2.27	0.67
1:E:461:MET:CE	1:E:465:LEU:HD23	2.24	0.67
1:E:777:GLY:O	1:E:788:HIS:HE1	1.77	0.67
1:E:1466:LEU:O	1:E:1467:GLU:C	2.33	0.67
2:G:249:LYS:HE2	2:G:258:ILE:CD1	2.24	0.67
2:H:249:LYS:HE2	2:H:258:ILE:CD1	2.24	0.67
2:H:259:VAL:HG21	2:H:264:TYR:CB	2.14	0.67
2:I:96:ARG:HA	2:I:125:LYS:HD2	1.75	0.67
2:I:371:VAL:CG2	2:I:386:SER:HB3	2.24	0.67
2:K:322:ARG:CD	2:K:349:ALA:HB1	2.24	0.67
2:K:331:GLN:O	2:K:334:VAL:HG23	1.95	0.67
2:L:371:VAL:CG2	2:L:386:SER:HB3	2.24	0.67
1:A:960:THR:CG2	1:A:963:VAL:CG2	2.73	0.67
1:A:1466:LEU:O	1:A:1467:GLU:C	2.33	0.67
1:B:1058:LEU:HD22	1:B:1058:LEU:O	1.95	0.67
1:C:359:THR:HG23	1:C:378:GLN:O	1.95	0.67
1:C:1144:GLU:O	1:C:1144:GLU:HG3	1.95	0.67
1:C:1194:GLU:HB2	1:D:115:ASP:OD2	1.95	0.67
1:C:1458:VAL:HG13	1:C:1459:PRO:HD2	1.76	0.67
1:D:734:LEU:HD12	1:D:738:HIS:CD2	2.25	0.67
1:D:1442:GLU:OE2	2:I:375:THR:CA	2.42	0.67
2:I:68:TRP:CZ3	2:I:84:SER:HB3	2.29	0.67
2:J:331:GLN:O	2:J:334:VAL:HG23	1.95	0.67
2:L:290:LYS:HD3	2:L:393:ASP:OD2	1.94	0.67
1:A:289:ARG:NH2	1:A:532:ILE:O	2.27	0.67
1:A:661:VAL:HG12	1:A:661:VAL:O	1.94	0.67
1:B:139:VAL:CG1	1:B:143:GLN:HB2	2.25	0.67
1:C:461:MET:CE	1:C:465:LEU:HD23	2.24	0.67
1:C:746:ILE:HG22	1:C:747:SER:N	2.09	0.67
1:C:1105:VAL:HG13	1:C:1107:GLN:HG3	1.76	0.67
1:D:266:VAL:HG12	1:D:279:THR:HG23	1.76	0.67
1:D:302:ALA:CA	1:D:347:ARG:HH12	2.08	0.67
1:D:478:SER:O	1:D:1106:ARG:NH1	2.28	0.67
1:F:999:LYS:HG2	1:F:1022:LEU:HD23	1.72	0.67
2:G:331:GLN:O	2:G:334:VAL:HG23	1.95	0.67
2:G:371:VAL:CG2	2:G:386:SER:HB3	2.24	0.67
2:H:68:TRP:CZ3	2:H:84:SER:HB3	2.29	0.67
2:H:122:SER:HA	2:H:125:LYS:HE3	1.75	0.67
2:H:165:GLU:HB3	2:H:169:LYS:HZ3	1.59	0.67
2:I:181:ARG:HD3	2:I:187:VAL:CB	2.25	0.67
2:I:290:LYS:HD3	2:I:393:ASP:OD2	1.94	0.67

*Continued on next page...*

*Continued from previous page...*

Atom-1	Atom-2	Interatomic distance (Å)	Clash overlap (Å)
2:J:471:LYS:HA	2:J:471:LYS:CE	2.23	0.67
2:K:148:LEU:HB3	2:K:234:VAL:HG21	1.75	0.67
2:K:220:VAL:CG2	8:K:484:FAD:N1A	2.56	0.67
1:A:447:LEU:HD12	1:A:447:LEU:C	2.14	0.67
1:A:1317:THR:HG21	1:A:1358:GLU:OE1	1.92	0.67
1:B:98:LEU:O	1:B:101:GLY:N	2.25	0.67
1:B:211:TYR:HD1	1:B:212:SER:H	1.42	0.67
1:B:666:VAL:CG1	1:B:667:ASN:N	2.58	0.67
1:B:1102:CYS:SG	6:B:2476:F3S:S2	2.93	0.67
1:C:139:VAL:HG11	1:C:143:GLN:HB3	1.77	0.67
1:D:113:ASN:HD22	1:D:114:VAL:N	1.92	0.67
1:D:693:MET:HA	1:D:693:MET:HE3	1.76	0.67
1:D:843:VAL:CG1	1:D:844:GLU:N	2.58	0.67
1:E:452:GLN:HG3	1:E:765:ALA:HB2	1.77	0.67
1:E:850:ARG:HH11	1:E:850:ARG:CG	2.08	0.67
1:F:478:SER:O	1:F:1106:ARG:NH1	2.28	0.67
1:F:826:ARG:HG2	1:F:1046:GLU:OE2	1.93	0.67
2:G:71:LEU:HD21	2:G:76:ARG:O	1.93	0.67
2:G:368:HIS:ND1	2:G:387:GLU:HG3	2.09	0.67
2:H:300:THR:HA	8:H:484:FAD:HM73	1.77	0.67
2:I:181:ARG:CD	2:I:187:VAL:HG11	2.25	0.67
2:J:448:SER:H	2:J:452:TRP:HZ3	1.42	0.67
2:K:146:LEU:HD23	2:K:147:GLY:N	2.09	0.67
2:L:410:PHE:O	2:L:413:PRO:HD2	1.95	0.67
1:A:387:PRO:HD3	1:A:1344:GLU:CD	2.14	0.67
1:B:386:GLY:O	1:B:389:GLU:HG3	1.93	0.67
1:B:838:VAL:CG1	1:B:839:PRO:CD	2.73	0.67
1:C:454:PHE:HE2	1:C:647:ALA:HB3	1.58	0.67
1:C:515:ARG:CD	1:C:1367:TYR:HE1	1.96	0.67
1:C:782:ARG:CB	2:K:53:PRO:HD2	2.19	0.67
1:C:850:ARG:HH11	1:C:850:ARG:CG	2.08	0.67
1:E:336:THR:OG1	1:E:337:ASP:O	2.13	0.67
1:E:746:ILE:HG22	1:E:747:SER:N	2.09	0.67
1:F:122:ASN:OD1	1:F:125:ARG:NH1	2.26	0.67
1:F:782:ARG:N	2:I:52:VAL:HB	2.07	0.67
2:G:451:VAL:O	2:G:454:ILE:HG23	1.95	0.67
2:H:331:GLN:O	2:H:334:VAL:HG23	1.95	0.67
2:H:448:SER:H	2:H:452:TRP:HZ3	1.42	0.67
2:I:300:THR:HA	8:I:484:FAD:HM73	1.77	0.67
2:J:295:LEU:CD2	2:J:319:LEU:HB3	2.25	0.67
2:J:300:THR:HA	8:J:484:FAD:HM73	1.77	0.67

*Continued on next page...*

*Continued from previous page...*

Atom-1	Atom-2	Interatomic distance (Å)	Clash overlap (Å)
2:J:410:PHE:O	2:J:413:PRO:HD2	1.95	0.67
2:K:97:ILE:HD11	2:K:450:VAL:HG11	1.76	0.67
2:K:448:SER:H	2:K:452:TRP:HZ3	1.42	0.67
1:A:454:PHE:HE2	1:A:647:ALA:HB3	1.58	0.67
1:A:1297:GLY:O	1:A:1328:LEU:HA	1.95	0.67
1:B:746:ILE:HD11	1:B:1186:ARG:NH2	2.10	0.67
1:C:746:ILE:O	1:C:747:SER:O	2.13	0.67
1:C:1415:ILE:HG21	1:C:1421:GLU:HB2	1.75	0.67
1:D:139:VAL:CG1	1:D:143:GLN:HB2	2.25	0.67
1:D:253:HIS:N	1:D:260:MET:HE1	2.07	0.67
1:E:918:THR:HG22	1:E:920:GLU:H	1.59	0.67
1:E:1105:VAL:HG13	1:E:1107:GLN:HG3	1.76	0.67
1:F:522:LEU:CD2	1:F:705:LEU:HD21	2.24	0.67
1:F:768:GLU:HG2	1:F:769:GLU:N	2.09	0.67
1:F:960:THR:HG22	1:F:963:VAL:HG23	1.77	0.67
2:G:220:VAL:CG2	8:G:484:FAD:N6A	2.55	0.67
2:H:44:ALA:HA	2:H:69:LEU:CD1	2.22	0.67
2:H:220:VAL:CG2	8:H:484:FAD:N1A	2.56	0.67
2:I:418:THR:HG21	2:I:422:THR:HG23	1.74	0.67
2:J:68:TRP:CZ3	2:J:84:SER:HB3	2.29	0.67
2:J:181:ARG:HD3	2:J:187:VAL:CB	2.25	0.67
2:L:49:GLN:NE2	2:L:69:LEU:HG	2.10	0.67
2:L:153:ILE:HG23	2:L:238:VAL:HA	1.76	0.67
1:A:902:ASN:ND2	1:C:1227:GLU:HG3	2.07	0.66
1:A:1412:PHE:HA	1:A:1456:GLN:O	1.94	0.66
1:B:236:THR:CG2	1:B:328:ASP:N	2.52	0.66
1:B:843:VAL:CG1	1:B:844:GLU:N	2.58	0.66
1:C:918:THR:HG22	1:C:920:GLU:H	1.59	0.66
1:C:1311:THR:HG23	1:C:1312:SER:H	1.60	0.66
1:D:454:PHE:HE2	1:D:647:ALA:CB	2.09	0.66
1:D:603:HIS:CA	1:D:640:THR:CG2	2.71	0.66
1:D:1228:LYS:HD3	1:F:901:ASP:CG	2.15	0.66
1:E:4:GLY:HA3	1:E:207:TYR:CZ	2.29	0.66
1:E:454:PHE:CE2	1:E:647:ALA:HB3	2.31	0.66
1:E:1144:GLU:O	1:E:1144:GLU:HG3	1.95	0.66
1:F:950:THR:CG2	1:F:951:GLU:H	2.07	0.66
2:G:96:ARG:HD3	2:G:195:LEU:HA	1.75	0.66
2:G:148:LEU:HB3	2:G:234:VAL:HG21	1.75	0.66
2:G:244:LYS:CE	2:G:404:GLU:HB3	2.24	0.66
2:I:180:ASP:O	2:I:182:MET:HE1	1.95	0.66
2:K:295:LEU:CD2	2:K:319:LEU:HB3	2.25	0.66

*Continued on next page...*

*Continued from previous page...*

Atom-1	Atom-2	Interatomic distance (Å)	Clash overlap (Å)
2:L:181:ARG:HD3	2:L:187:VAL:CB	2.25	0.66
2:L:186:LEU:CD2	2:L:200:VAL:HB	2.25	0.66
1:A:37:ASP:OD1	1:A:37:ASP:C	2.33	0.66
1:B:734:LEU:HD12	1:B:738:HIS:CD2	2.25	0.66
1:C:248:GLU:HA	1:C:251:MET:CG	2.22	0.66
1:D:289:ARG:NH2	1:D:532:ILE:O	2.28	0.66
1:D:909:GLN:NE2	1:D:929:GLU:OE1	2.28	0.66
1:D:960:THR:HG22	1:D:963:VAL:HG23	1.77	0.66
1:E:59:VAL:HG21	1:E:105:TYR:CE2	2.27	0.66
1:F:732:ARG:H	1:F:747:SER:CB	2.08	0.66
1:F:782:ARG:HH21	2:I:51:GLY:CA	0.99	0.66
2:H:220:VAL:CG2	8:H:484:FAD:N6A	2.55	0.66
2:I:410:PHE:O	2:I:413:PRO:HD2	1.95	0.66
2:J:153:ILE:HG23	2:J:238:VAL:HA	1.76	0.66
2:J:322:ARG:CD	2:J:349:ALA:HB1	2.24	0.66
2:K:181:ARG:CD	2:K:187:VAL:HG11	2.25	0.66
2:L:242:VAL:CG1	2:L:403:PRO:HD3	2.21	0.66
1:A:913:GLY:HA2	1:A:1349:ARG:HD3	1.76	0.66
1:A:1227:GLU:OE2	1:E:902:ASN:ND2	2.28	0.66
1:B:572:THR:HG21	1:B:615:ARG:HB3	1.78	0.66
1:C:251:MET:HB2	1:C:533:LEU:HD12	1.78	0.66
1:C:728:ILE:HD12	1:C:1047:MET:HE3	1.76	0.66
1:C:960:THR:CG2	1:C:963:VAL:CG2	2.73	0.66
1:D:1102:CYS:SG	6:D:2476:F3S:S2	2.93	0.66
1:E:381:GLU:CD	1:E:402:ARG:NH1	2.49	0.66
1:E:454:PHE:HE2	1:E:647:ALA:HB3	1.58	0.66
1:E:506:VAL:HG11	1:E:980:LEU:HD22	1.75	0.66
1:E:1221:PRO:HD2	1:E:1229:MET:HE1	1.78	0.66
1:F:515:ARG:HD2	1:F:1367:TYR:CZ	2.31	0.66
2:G:153:ILE:HG23	2:G:238:VAL:HA	1.76	0.66
2:H:371:VAL:CG2	2:H:386:SER:HB3	2.24	0.66
2:I:186:LEU:CD2	2:I:200:VAL:HB	2.25	0.66
2:I:451:VAL:O	2:I:454:ILE:HG23	1.95	0.66
2:K:290:LYS:HD3	2:K:393:ASP:OD2	1.94	0.66
2:K:368:HIS:ND1	2:K:387:GLU:HG3	2.09	0.66
2:K:418:THR:HG23	2:K:422:THR:HG23	1.77	0.66
2:K:451:VAL:O	2:K:454:ILE:HG23	1.95	0.66
2:L:295:LEU:CD2	2:L:319:LEU:HB3	2.25	0.66
2:L:368:HIS:ND1	2:L:387:GLU:HG3	2.10	0.66
1:A:62:ILE:HG22	1:A:62:ILE:O	1.96	0.66
1:A:172:LEU:O	1:A:172:LEU:HG	1.94	0.66

*Continued on next page...*

*Continued from previous page...*

Atom-1	Atom-2	Interatomic distance (Å)	Clash overlap (Å)
1:A:354:ARG:NH2	1:A:1292:ALA:O	2.29	0.66
1:B:559:ARG:HD2	1:B:605:ILE:HD13	1.78	0.66
1:B:693:MET:HA	1:B:693:MET:HE3	1.78	0.66
1:E:960:THR:CG2	1:E:963:VAL:CG2	2.73	0.66
1:F:302:ALA:CA	1:F:347:ARG:HH12	2.08	0.66
1:F:417:ASP:C	1:F:419:TRP:H	1.96	0.66
2:G:90:PHE:HB3	2:G:93:ILE:HG21	1.76	0.66
2:G:418:THR:HG23	2:G:422:THR:HG23	1.77	0.66
2:I:244:LYS:CE	2:I:404:GLU:HB3	2.24	0.66
2:I:290:LYS:HG2	2:I:291:HIS:H	1.61	0.66
2:I:331:GLN:O	2:I:334:VAL:HG23	1.95	0.66
2:J:451:VAL:O	2:J:454:ILE:HG23	1.95	0.66
2:L:300:THR:HA	8:L:484:FAD:HM73	1.77	0.66
2:L:418:THR:HG23	2:L:422:THR:HG23	1.77	0.66
1:A:317:ILE:HG22	1:A:321:ASN:ND2	2.11	0.66
1:A:731:SER:HA	1:A:748:GLY:N	2.11	0.66
1:A:850:ARG:HH11	1:A:850:ARG:CG	2.08	0.66
1:A:902:ASN:ND2	1:C:1227:GLU:OE2	2.28	0.66
1:A:1194:GLU:HB2	1:B:115:ASP:OD2	1.95	0.66
1:B:908:LYS:HD2	1:B:921:TYR:CD1	2.31	0.66
1:C:102:TYR:CD2	1:C:144:PHE:CE1	2.82	0.66
1:C:454:PHE:CE2	1:C:647:ALA:HB3	2.31	0.66
1:D:113:ASN:ND2	1:D:113:ASN:C	2.49	0.66
1:D:496:HIS:ND1	1:D:654:TYR:HD1	1.93	0.66
1:D:1109:HIS:ND1	1:D:1109:HIS:N	2.43	0.66
1:F:559:ARG:HD2	1:F:605:ILE:CD1	2.25	0.66
1:F:746:ILE:HD11	1:F:1186:ARG:NH2	2.10	0.66
1:F:781:PHE:CE2	2:I:57:VAL:HG21	2.31	0.66
2:G:186:LEU:CD2	2:G:200:VAL:HB	2.25	0.66
2:I:242:VAL:CG1	2:I:403:PRO:HD3	2.21	0.66
2:J:49:GLN:NE2	2:J:69:LEU:HG	2.10	0.66
2:J:244:LYS:CE	2:J:404:GLU:HB3	2.24	0.66
2:L:244:LYS:CE	2:L:404:GLU:HB3	2.25	0.66
1:A:777:GLY:O	1:A:788:HIS:HE1	1.77	0.66
1:B:253:HIS:N	1:B:260:MET:HE1	2.07	0.66
1:B:302:ALA:CA	1:B:347:ARG:HH12	2.08	0.66
1:B:461:MET:CE	1:B:465:LEU:HD23	2.25	0.66
1:B:496:HIS:ND1	1:B:654:TYR:HD1	1.93	0.66
1:B:1228:LYS:HD3	1:D:901:ASP:CG	2.15	0.66
1:C:381:GLU:CD	1:C:402:ARG:NH1	2.49	0.66
1:D:461:MET:CE	1:D:465:LEU:HD23	2.26	0.66

*Continued on next page...*

*Continued from previous page...*

Atom-1	Atom-2	Interatomic distance (Å)	Clash overlap (Å)
1:D:1058:LEU:HD22	1:D:1058:LEU:O	1.95	0.66
1:E:62:ILE:HG22	1:E:62:ILE:O	1.96	0.66
1:E:511:ILE:HG22	1:E:512:ASP:H	1.61	0.66
1:E:731:SER:HA	1:E:748:GLY:N	2.11	0.66
1:E:746:ILE:O	1:E:747:SER:O	2.13	0.66
1:E:1220:ARG:N	1:E:1221:PRO:HD2	2.10	0.66
1:F:295:LYS:NZ	1:F:299:VAL:O	2.17	0.66
1:F:909:GLN:NE2	1:F:929:GLU:OE1	2.28	0.66
2:G:95:GLY:O	2:G:125:LYS:HD2	1.96	0.66
2:G:97:ILE:HD11	2:G:450:VAL:HG11	1.76	0.66
2:I:295:LEU:CD2	2:I:319:LEU:HB3	2.25	0.66
2:I:368:HIS:ND1	2:I:387:GLU:HG3	2.09	0.66
2:K:49:GLN:NE2	2:K:69:LEU:HG	2.10	0.66
2:K:165:GLU:CD	2:K:458:ARG:HA	2.16	0.66
2:K:244:LYS:CE	2:K:404:GLU:HB3	2.24	0.66
2:K:259:VAL:HG21	2:K:264:TYR:CB	2.14	0.66
2:K:321:ARG:HH21	2:K:351:GLU:CG	2.09	0.66
2:L:331:GLN:O	2:L:334:VAL:HG23	1.95	0.66
2:L:469:LYS:HZ3	2:L:476:VAL:HA	1.60	0.66
1:A:359:THR:HG23	1:A:378:GLN:O	1.94	0.66
1:A:902:ASN:CG	1:C:1227:GLU:CG	2.63	0.66
1:A:1104:MET:C	2:J:54:PHE:CZ	2.67	0.66
1:C:1230:GLN:NE2	1:C:1267:ARG:CD	2.59	0.66
1:E:1003:ARG:HH11	1:E:1003:ARG:HG3	1.61	0.66
1:F:236:THR:CG2	1:F:328:ASP:N	2.52	0.66
1:F:289:ARG:NH2	1:F:532:ILE:O	2.28	0.66
1:F:389:GLU:CB	1:F:403:ASP:OD2	2.40	0.66
1:F:454:PHE:HE2	1:F:647:ALA:HB3	1.58	0.66
1:F:777:GLY:HA3	2:I:52:VAL:HG12	1.77	0.66
1:F:838:VAL:CG1	1:F:839:PRO:CD	2.73	0.66
2:G:181:ARG:CD	2:G:187:VAL:HG11	2.25	0.66
2:G:410:PHE:O	2:G:413:PRO:HD2	1.95	0.66
2:H:410:PHE:O	2:H:413:PRO:HD2	1.95	0.66
2:H:471:LYS:HA	2:H:471:LYS:CE	2.23	0.66
2:I:90:PHE:HB3	2:I:93:ILE:HG21	1.76	0.66
2:J:290:LYS:CG	2:J:291:HIS:H	2.09	0.66
2:J:368:HIS:ND1	2:J:387:GLU:HG3	2.09	0.66
2:K:95:GLY:O	2:K:125:LYS:HD2	1.96	0.66
2:K:96:ARG:HD3	2:K:195:LEU:HA	1.75	0.66
2:K:371:VAL:CG2	2:K:386:SER:HB3	2.24	0.66
2:L:220:VAL:CG2	8:L:484:FAD:N6A	2.55	0.66

*Continued on next page...*



*Continued from previous page...*

Atom-1	Atom-2	Interatomic distance (Å)	Clash overlap (Å)
1:A:102:TYR:CD2	1:A:144:PHE:CE1	2.82	0.66
1:C:310:PRO:CG	1:C:404:ARG:NH2	2.56	0.66
1:C:506:VAL:HG11	1:C:980:LEU:HD22	1.75	0.66
1:C:731:SER:HA	1:C:748:GLY:N	2.11	0.66
1:C:1297:GLY:O	1:C:1328:LEU:HA	1.95	0.66
1:D:746:ILE:HD11	1:D:1186:ARG:NH2	2.10	0.66
1:D:908:LYS:HD2	1:D:921:TYR:CD1	2.31	0.66
1:E:746:ILE:HG23	1:E:1182:ASP:H	1.54	0.66
1:F:461:MET:CE	1:F:465:LEU:HD23	2.25	0.66
2:G:49:GLN:HA	2:G:49:GLN:OE1	1.96	0.66
2:G:268:SER:O	2:G:271:VAL:HG23	1.96	0.66
2:H:167:ARG:HD3	2:H:210:ALA:O	1.96	0.66
2:H:186:LEU:CD2	2:H:200:VAL:HB	2.25	0.66
2:H:244:LYS:CE	2:H:404:GLU:HB3	2.25	0.66
2:H:290:LYS:CG	2:H:291:HIS:H	2.09	0.66
2:H:327:MET:HB2	2:H:346:TRP:HH2	1.54	0.66
2:I:418:THR:HG23	2:I:422:THR:HG23	1.77	0.66
2:J:186:LEU:CD2	2:J:200:VAL:HB	2.25	0.66
2:K:249:LYS:HG3	2:K:258:ILE:HD11	1.78	0.66
2:K:290:LYS:CG	2:K:291:HIS:H	2.09	0.66
2:L:268:SER:O	2:L:271:VAL:HG23	1.96	0.66
1:A:381:GLU:CD	1:A:402:ARG:NH1	2.49	0.66
1:A:875:MET:HE1	1:A:1139:PHE:CD2	2.27	0.66
1:A:1431:HIS:O	1:A:1435:THR:HG22	1.95	0.66
1:B:559:ARG:HD2	1:B:605:ILE:CD1	2.25	0.66
1:B:704:LEU:C	1:B:706:LYS:N	2.49	0.66
1:C:146:LEU:HD12	1:C:146:LEU:C	2.17	0.66
1:C:913:GLY:HA2	1:C:1349:ARG:HD3	1.76	0.66
1:D:447:LEU:HD12	1:D:451:GLN:CG	2.22	0.66
1:D:1263:HIS:NE2	1:F:900:GLY:HA2	2.10	0.66
1:D:1388:THR:O	1:D:1388:THR:HG22	1.94	0.66
1:E:317:ILE:HG22	1:E:321:ASN:ND2	2.11	0.66
1:E:317:ILE:O	1:E:321:ASN:ND2	2.29	0.66
1:E:1104:MET:C	2:L:54:PHE:CZ	2.67	0.66
1:E:1297:GLY:O	1:E:1328:LEU:HA	1.95	0.66
1:E:1317:THR:HG21	1:E:1358:GLU:OE1	1.92	0.66
1:F:454:PHE:HE2	1:F:647:ALA:CB	2.09	0.66
1:F:559:ARG:HD2	1:F:605:ILE:HD13	1.78	0.66
1:F:1058:LEU:HD22	1:F:1058:LEU:O	1.95	0.66
1:F:1102:CYS:SG	6:F:2476:F3S:S2	2.93	0.66
1:F:1413:GLN:HG3	1:F:1414:ARG:O	1.96	0.66

*Continued on next page...*

*Continued from previous page...*

Atom-1	Atom-2	Interatomic distance (Å)	Clash overlap (Å)
2:G:165:GLU:CD	2:G:458:ARG:HA	2.16	0.66
2:G:295:LEU:CD2	2:G:319:LEU:HB3	2.25	0.66
2:G:322:ARG:CD	2:G:349:ALA:HB1	2.24	0.66
2:H:295:LEU:CD2	2:H:319:LEU:HB3	2.25	0.66
2:I:165:GLU:CD	2:I:458:ARG:HA	2.16	0.66
2:J:152:VAL:HG13	2:J:175:VAL:CA	2.15	0.66
2:J:167:ARG:HD3	2:J:210:ALA:O	1.96	0.66
2:K:181:ARG:HD3	2:K:187:VAL:CB	2.25	0.66
2:K:186:LEU:CD2	2:K:200:VAL:HB	2.25	0.66
2:L:49:GLN:HA	2:L:49:GLN:OE1	1.96	0.66
2:L:181:ARG:CD	2:L:187:VAL:HG11	2.25	0.66
2:L:290:LYS:HG2	2:L:291:HIS:H	1.61	0.66
1:A:824:GLN:CA	1:A:824:GLN:NE2	2.57	0.66
1:B:289:ARG:NH2	1:B:532:ILE:O	2.28	0.66
1:B:780:ARG:NH2	1:B:1105:VAL:CG2	2.59	0.66
1:C:62:ILE:HG22	1:C:62:ILE:O	1.96	0.66
1:C:1207:VAL:HG13	1:C:1208:PRO:HD2	1.77	0.66
1:C:1431:HIS:O	1:C:1435:THR:HG22	1.95	0.66
1:D:666:VAL:CG1	1:D:667:ASN:N	2.58	0.66
1:E:102:TYR:HE2	1:E:144:PHE:CE1	2.13	0.66
1:E:824:GLN:CA	1:E:824:GLN:NE2	2.57	0.66
1:E:1376:LEU:N	1:E:1376:LEU:CD2	2.33	0.66
1:F:666:VAL:CG1	1:F:667:ASN:N	2.58	0.66
1:F:1131:THR:HB	1:F:1134:LYS:CG	2.26	0.66
1:F:1401:LEU:C	1:F:1401:LEU:CD1	2.55	0.66
2:G:321:ARG:HH21	2:G:351:GLU:CG	2.09	0.66
2:H:181:ARG:CD	2:H:187:VAL:HG11	2.25	0.66
2:H:197:LYS:HE2	2:H:275:ASP:N	2.07	0.66
2:H:249:LYS:HG3	2:H:258:ILE:HD11	1.78	0.66
2:I:153:ILE:HG23	2:I:238:VAL:HA	1.76	0.66
2:J:44:ALA:HA	2:J:69:LEU:CD1	2.22	0.66
2:J:59:CYS:SG	2:J:61:VAL:HG13	2.36	0.66
2:J:290:LYS:HG2	2:J:291:HIS:H	1.61	0.66
2:K:175:VAL:CG1	2:K:214:TYR:HA	2.23	0.66
2:L:95:GLY:O	2:L:125:LYS:HD2	1.96	0.66
2:L:132:TRP:HD1	2:L:202:ARG:HB2	1.60	0.66
1:A:1144:GLU:O	1:A:1144:GLU:HG3	1.95	0.65
1:A:1230:GLN:NE2	1:A:1267:ARG:CD	2.59	0.65
1:B:909:GLN:NE2	1:B:929:GLU:OE1	2.28	0.65
1:C:354:ARG:NH2	1:C:1292:ALA:O	2.29	0.65
1:C:661:VAL:O	1:C:661:VAL:HG12	1.94	0.65

*Continued on next page...*

*Continued from previous page...*

Atom-1	Atom-2	Interatomic distance (Å)	Clash overlap (Å)
1:C:902:ASN:ND2	1:E:1227:GLU:OE2	2.28	0.65
1:D:499:PHE:HE1	1:D:742:MET:HE1	1.60	0.65
1:D:875:MET:HE1	1:D:1139:PHE:CE2	2.31	0.65
1:E:512:ASP:OD2	1:E:1367:TYR:OH	2.12	0.65
1:E:1230:GLN:NE2	1:E:1267:ARG:CD	2.59	0.65
1:F:1164:ARG:HD2	1:F:1166:ASP:OD1	1.96	0.65
2:G:165:GLU:OE1	2:G:458:ARG:HA	1.97	0.65
2:H:49:GLN:NE2	2:H:69:LEU:HG	2.10	0.65
2:I:59:CYS:SG	2:I:61:VAL:HG13	2.37	0.65
2:I:165:GLU:OE1	2:I:458:ARG:HA	1.96	0.65
2:I:301:ALA:HA	2:I:304:CYS:SG	2.36	0.65
2:J:249:LYS:HG3	2:J:258:ILE:HD11	1.78	0.65
2:J:337:ALA:O	2:J:340:GLU:HB2	1.97	0.65
2:K:300:THR:HA	8:K:484:FAD:HM73	1.77	0.65
2:K:345:ILE:H	2:K:345:ILE:CD1	2.09	0.65
2:L:321:ARG:HH21	2:L:351:GLU:CG	2.09	0.65
1:A:336:THR:OG1	1:A:337:ASP:O	2.13	0.65
1:A:746:ILE:O	1:A:747:SER:O	2.13	0.65
1:A:781:PHE:HE2	2:J:57:VAL:HG11	1.61	0.65
1:B:452:GLN:HG3	1:B:765:ALA:HB2	1.78	0.65
1:B:454:PHE:HE2	1:B:647:ALA:CB	2.09	0.65
1:C:37:ASP:OD1	1:C:37:ASP:C	2.33	0.65
1:C:317:ILE:O	1:C:321:ASN:ND2	2.29	0.65
1:C:1396:ASP:OD1	1:C:1396:ASP:C	2.34	0.65
1:D:52:GLN:HE22	1:D:71:LEU:CB	2.09	0.65
1:D:450:ARG:O	1:D:451:GLN:C	2.35	0.65
1:D:1164:ARG:HD2	1:D:1166:ASP:OD1	1.96	0.65
1:D:1401:LEU:N	1:D:1402:PRO:CD	2.59	0.65
1:E:354:ARG:NH2	1:E:1292:ALA:O	2.28	0.65
1:E:420:VAL:HA	1:E:540:THR:HG21	1.78	0.65
1:F:499:PHE:HE1	1:F:742:MET:HE1	1.61	0.65
1:F:1438:ARG:NE	2:G:376:GLY:C	2.28	0.65
2:G:290:LYS:CG	2:G:291:HIS:H	2.09	0.65
2:H:156:GLY:O	2:H:160:LEU:HD12	1.97	0.65
2:H:290:LYS:HG2	2:H:291:HIS:H	1.61	0.65
2:H:304:CYS:HA	2:H:307:THR:HG22	1.78	0.65
2:H:418:THR:HG23	2:H:422:THR:HG23	1.77	0.65
2:H:451:VAL:O	2:H:454:ILE:HG23	1.95	0.65
2:I:44:ALA:HA	2:I:69:LEU:CD1	2.22	0.65
2:I:49:GLN:NE2	2:I:69:LEU:HG	2.10	0.65
2:I:448:SER:H	2:I:452:TRP:HZ3	1.42	0.65

*Continued on next page...*

*Continued from previous page...*

Atom-1	Atom-2	Interatomic distance (Å)	Clash overlap (Å)
2:J:207:LEU:CG	2:J:212:VAL:HG11	2.26	0.65
2:J:220:VAL:CG2	8:J:484:FAD:N1A	2.56	0.65
2:K:410:PHE:O	2:K:413:PRO:HD2	1.95	0.65
2:L:304:CYS:HA	2:L:307:THR:HG22	1.78	0.65
2:L:451:VAL:O	2:L:454:ILE:HG23	1.95	0.65
1:A:491:LYS:NZ	1:A:785:GLY:HA3	2.11	0.65
1:A:782:ARG:CB	2:J:53:PRO:HD2	2.19	0.65
1:A:1396:ASP:OD1	1:A:1396:ASP:C	2.34	0.65
1:B:657:VAL:O	1:B:658:LEU:C	2.32	0.65
1:C:253:HIS:CE1	1:C:254:PRO:CD	2.62	0.65
1:C:336:THR:OG1	1:C:337:ASP:O	2.13	0.65
1:C:359:THR:HG23	1:C:378:GLN:HB3	1.79	0.65
1:C:452:GLN:HG3	1:C:765:ALA:HB2	1.77	0.65
1:C:491:LYS:NZ	1:C:785:GLY:HA3	2.11	0.65
1:D:704:LEU:C	1:D:706:LYS:N	2.49	0.65
1:E:781:PHE:HE2	2:L:57:VAL:HG11	1.61	0.65
1:F:572:THR:HG21	1:F:615:ARG:HB3	1.78	0.65
1:F:820:ARG:HB3	1:F:821:PRO:HD2	1.78	0.65
1:F:1401:LEU:N	1:F:1402:PRO:CD	2.59	0.65
2:G:304:CYS:HA	2:G:307:THR:HG22	1.78	0.65
2:H:95:GLY:O	2:H:125:LYS:HD2	1.96	0.65
2:H:181:ARG:HD3	2:H:187:VAL:CB	2.25	0.65
2:H:301:ALA:HA	2:H:304:CYS:SG	2.37	0.65
2:H:368:HIS:ND1	2:H:387:GLU:HG3	2.10	0.65
2:I:145:GLU:OE1	2:I:472:ALA:HB2	1.97	0.65
2:J:165:GLU:CD	2:J:458:ARG:HA	2.16	0.65
2:J:301:ALA:HA	2:J:304:CYS:SG	2.37	0.65
2:K:290:LYS:HG2	2:K:291:HIS:H	1.61	0.65
1:A:122:ASN:OD1	1:A:125:ARG:NH1	2.25	0.65
1:A:1062:ARG:O	1:A:1062:ARG:CG	2.43	0.65
1:A:1207:VAL:HG13	1:A:1208:PRO:HD2	1.77	0.65
1:A:1311:THR:HG23	1:A:1312:SER:H	1.60	0.65
1:B:782:ARG:HA	2:G:53:PRO:O	1.97	0.65
1:B:960:THR:HG22	1:B:963:VAL:HG23	1.77	0.65
1:C:511:ILE:HG22	1:C:512:ASP:H	1.61	0.65
1:D:657:VAL:O	1:D:658:LEU:C	2.32	0.65
1:E:139:VAL:HG11	1:E:143:GLN:HB3	1.77	0.65
1:E:216:PHE:CZ	1:F:81:ILE:HD13	2.32	0.65
1:E:299:VAL:O	1:E:299:VAL:CG1	2.43	0.65
1:E:520:MET:HE1	1:E:705:LEU:HB3	1.79	0.65
2:H:345:ILE:H	2:H:345:ILE:CD1	2.09	0.65

*Continued on next page...*

*Continued from previous page...*

Atom-1	Atom-2	Interatomic distance (Å)	Clash overlap (Å)
2:I:100:GLN:CB	2:I:105:GLU:HG2	2.22	0.65
2:J:156:GLY:O	2:J:160:LEU:HD12	1.97	0.65
2:L:90:PHE:HB3	2:L:93:ILE:HG21	1.76	0.65
2:L:145:GLU:OE1	2:L:472:ALA:HB2	1.97	0.65
2:L:165:GLU:CD	2:L:458:ARG:HA	2.16	0.65
1:A:251:MET:HB2	1:A:533:LEU:HD12	1.78	0.65
1:A:253:HIS:ND1	1:A:254:PRO:N	2.45	0.65
1:A:317:ILE:O	1:A:321:ASN:ND2	2.29	0.65
1:A:896:PRO:HG3	1:C:1225:GLU:HB3	1.78	0.65
1:B:515:ARG:HD2	1:B:1367:TYR:CZ	2.31	0.65
1:B:777:GLY:HA3	2:G:52:VAL:HG12	1.77	0.65
1:B:1227:GLU:OE2	1:D:902:ASN:ND2	2.29	0.65
1:B:1413:GLN:HG3	1:B:1414:ARG:O	1.96	0.65
1:C:253:HIS:H	1:C:260:MET:HE1	1.61	0.65
1:C:781:PHE:HE2	2:K:57:VAL:HG11	1.61	0.65
1:C:843:VAL:CG1	1:C:844:GLU:N	2.59	0.65
1:D:559:ARG:HD2	1:D:605:ILE:HD13	1.78	0.65
1:D:777:GLY:HA3	2:H:52:VAL:HG12	1.77	0.65
1:D:1131:THR:HB	1:D:1134:LYS:CG	2.26	0.65
1:D:1227:GLU:OE2	1:F:902:ASN:ND2	2.29	0.65
1:F:266:VAL:HG12	1:F:279:THR:HG23	1.76	0.65
1:F:450:ARG:O	1:F:451:GLN:C	2.35	0.65
1:F:1274:GLN:HE21	1:F:1293:ASN:HB3	1.61	0.65
2:G:49:GLN:NE2	2:G:69:LEU:HG	2.10	0.65
2:G:181:ARG:HD3	2:G:187:VAL:CB	2.25	0.65
2:H:49:GLN:HA	2:H:49:GLN:OE1	1.96	0.65
2:H:59:CYS:SG	2:H:61:VAL:HG13	2.36	0.65
2:I:268:SER:O	2:I:271:VAL:HG23	1.96	0.65
2:J:145:GLU:OE1	2:J:472:ALA:HB2	1.97	0.65
2:J:165:GLU:OE1	2:J:458:ARG:HA	1.97	0.65
2:K:59:CYS:SG	2:K:61:VAL:HG13	2.37	0.65
2:K:165:GLU:OE1	2:K:458:ARG:HA	1.96	0.65
2:K:167:ARG:NH2	2:K:170:GLY:HA2	2.12	0.65
1:A:420:VAL:HA	1:A:540:THR:HG21	1.78	0.65
1:A:452:GLN:HG3	1:A:765:ALA:HB2	1.77	0.65
1:A:1225:GLU:HB3	1:E:896:PRO:HG3	1.78	0.65
1:B:782:ARG:HH21	2:G:51:GLY:CA	0.99	0.65
1:B:1221:PRO:HB2	1:B:1229:MET:HE2	1.77	0.65
1:C:621:ILE:HG13	1:C:658:LEU:HD13	1.79	0.65
1:C:1003:ARG:HG3	1:C:1003:ARG:HH11	1.61	0.65
1:D:56:LYS:HG2	1:D:71:LEU:HD22	1.79	0.65

*Continued on next page...*

*Continued from previous page...*

Atom-1	Atom-2	Interatomic distance (Å)	Clash overlap (Å)
1:D:1274:GLN:HE21	1:D:1293:ASN:HB3	1.61	0.65
1:E:1431:HIS:O	1:E:1435:THR:HG22	1.95	0.65
1:F:447:LEU:HD12	1:F:451:GLN:CG	2.23	0.65
1:F:908:LYS:HD2	1:F:921:TYR:CD1	2.31	0.65
2:G:290:LYS:HG2	2:G:291:HIS:H	1.61	0.65
2:G:300:THR:HA	8:G:484:FAD:HM73	1.77	0.65
2:H:165:GLU:CD	2:H:458:ARG:HA	2.16	0.65
2:H:337:ALA:O	2:H:340:GLU:HB2	1.96	0.65
2:I:95:GLY:O	2:I:125:LYS:HD2	1.96	0.65
2:I:156:GLY:O	2:I:160:LEU:HD12	1.97	0.65
2:I:167:ARG:HD3	2:I:210:ALA:O	1.96	0.65
2:I:304:CYS:HA	2:I:307:THR:HG22	1.78	0.65
2:J:268:SER:O	2:J:271:VAL:HG23	1.96	0.65
2:K:268:SER:O	2:K:271:VAL:HG23	1.96	0.65
2:L:301:ALA:HA	2:L:304:CYS:SG	2.37	0.65
1:A:643:ASN:HD22	1:A:665:THR:CG2	2.10	0.65
1:A:1395:TYR:CE1	1:A:1397:LEU:CD2	2.80	0.65
1:B:113:ASN:HD22	1:B:115:ASP:H	1.41	0.65
1:B:902:ASN:ND2	1:F:1227:GLU:OE2	2.29	0.65
1:C:216:PHE:CZ	1:D:81:ILE:HD13	2.32	0.65
1:D:572:THR:HG21	1:D:615:ARG:HB3	1.78	0.65
1:D:780:ARG:NH2	1:D:1105:VAL:CG2	2.59	0.65
1:D:781:PHE:CE2	2:H:57:VAL:HG21	2.31	0.65
1:D:1008:THR:CG2	1:D:1009:ILE:N	2.55	0.65
1:E:782:ARG:CB	2:L:56:GLN:NE2	2.38	0.65
1:E:1291:ASP:OD1	1:E:1291:ASP:C	2.35	0.65
1:E:1396:ASP:OD1	1:E:1396:ASP:C	2.34	0.65
2:G:345:ILE:H	2:G:345:ILE:CD1	2.09	0.65
2:H:167:ARG:NH2	2:H:170:GLY:HA2	2.12	0.65
2:I:49:GLN:HA	2:I:49:GLN:OE1	1.96	0.65
2:I:199:VAL:O	2:I:203:ARG:HD2	1.97	0.65
2:I:207:LEU:CG	2:I:212:VAL:HG11	2.27	0.65
2:I:264:TYR:HE2	2:I:307:THR:HG23	1.61	0.65
2:I:469:LYS:HZ3	2:I:476:VAL:HA	1.62	0.65
2:J:49:GLN:OE1	2:J:49:GLN:HA	1.96	0.65
2:K:132:TRP:HD1	2:K:202:ARG:HB2	1.60	0.65
2:K:167:ARG:HD3	2:K:210:ALA:O	1.96	0.65
2:K:301:ALA:HA	2:K:304:CYS:SG	2.36	0.65
2:L:38:GLU:HA	2:L:126:TYR:CZ	2.32	0.65
2:L:59:CYS:SG	2:L:61:VAL:HG13	2.36	0.65
1:A:146:LEU:HD12	1:A:146:LEU:C	2.16	0.65

*Continued on next page...*

*Continued from previous page...*

Atom-1	Atom-2	Interatomic distance (Å)	Clash overlap (Å)
1:A:310:PRO:CG	1:A:404:ARG:NH2	2.56	0.65
1:A:777:GLY:HA3	2:J:52:VAL:HG12	1.79	0.65
1:A:1003:ARG:HH11	1:A:1003:ARG:HG3	1.61	0.65
1:A:1227:GLU:CG	1:E:902:ASN:CG	2.63	0.65
1:B:990:ILE:O	1:B:990:ILE:HG13	1.97	0.65
1:C:302:ALA:HA	1:C:347:ARG:HH12	1.62	0.65
1:C:643:ASN:HD22	1:C:665:THR:CG2	2.10	0.65
1:D:768:GLU:HG2	1:D:769:GLU:N	2.09	0.65
1:D:1047:MET:CE	1:D:1186:ARG:NH2	2.44	0.65
1:E:94:GLU:O	1:E:95:THR:C	2.35	0.65
1:E:452:GLN:HG3	1:E:764:THR:HG22	1.79	0.65
1:E:843:VAL:CG1	1:E:844:GLU:N	2.59	0.65
1:E:1050:SER:O	1:E:1054:GLN:HG3	1.97	0.65
1:E:1395:TYR:CE1	1:E:1397:LEU:CD2	2.80	0.65
2:G:59:CYS:SG	2:G:61:VAL:HG13	2.36	0.65
2:H:321:ARG:HH21	2:H:351:GLU:CG	2.09	0.65
2:I:146:LEU:HD23	2:I:147:GLY:N	2.09	0.65
2:I:229:LEU:O	2:I:233:HIS:HB2	1.97	0.65
2:I:290:LYS:CG	2:I:291:HIS:H	2.09	0.65
2:J:229:LEU:O	2:J:233:HIS:HB2	1.97	0.65
2:K:337:ALA:O	2:K:340:GLU:HB2	1.97	0.65
2:L:267:THR:HG21	2:L:286:ASN:HD21	1.61	0.65
2:L:337:ALA:O	2:L:340:GLU:HB2	1.96	0.65
1:B:609:GLU:O	1:B:611:MET:N	2.30	0.65
1:B:693:MET:HA	1:B:693:MET:CE	2.27	0.65
1:B:781:PHE:CE2	2:G:57:VAL:HG21	2.31	0.65
1:B:1394:VAL:HG11	1:B:1401:LEU:HD22	1.79	0.65
1:C:317:ILE:HG22	1:C:321:ASN:ND2	2.11	0.65
1:C:902:ASN:CG	1:E:1227:GLU:CG	2.63	0.65
1:C:1221:PRO:HD2	1:C:1229:MET:HE1	1.77	0.65
1:D:602:THR:C	1:D:640:THR:HG23	2.17	0.65
2:G:38:GLU:HA	2:G:126:TYR:CZ	2.32	0.65
2:G:167:ARG:NH2	2:G:170:GLY:HA2	2.12	0.65
2:H:132:TRP:HD1	2:H:202:ARG:HB2	1.60	0.65
2:H:267:THR:HG21	2:H:286:ASN:HD21	1.61	0.65
2:I:38:GLU:HA	2:I:126:TYR:CZ	2.32	0.65
2:J:95:GLY:O	2:J:125:LYS:HD2	1.96	0.65
2:J:304:CYS:HA	2:J:307:THR:HG22	1.78	0.65
2:K:49:GLN:HA	2:K:49:GLN:OE1	1.96	0.65
2:K:145:GLU:OE1	2:K:472:ALA:HB2	1.97	0.65
2:K:156:GLY:O	2:K:160:LEU:HD12	1.97	0.65

*Continued on next page...*

*Continued from previous page...*

Atom-1	Atom-2	Interatomic distance (Å)	Clash overlap (Å)
2:L:199:VAL:O	2:L:203:ARG:HD2	1.97	0.65
1:A:216:PHE:CZ	1:B:81:ILE:HD13	2.32	0.65
1:A:454:PHE:CE2	1:A:647:ALA:HB3	2.30	0.65
1:A:958:HIS:ND1	1:A:958:HIS:N	2.45	0.65
1:B:52:GLN:HE22	1:B:71:LEU:CB	2.09	0.65
1:C:452:GLN:HG3	1:C:764:THR:HG22	1.79	0.65
1:C:515:ARG:HD3	1:C:1367:TYR:CE1	2.31	0.65
1:C:1395:TYR:CE1	1:C:1397:LEU:CD2	2.80	0.65
1:D:218:THR:HG22	1:D:221:LEU:H	1.62	0.65
1:D:295:LYS:NZ	1:D:299:VAL:O	2.17	0.65
1:D:492:TYR:OH	1:D:648:GLU:OE2	2.14	0.65
1:D:820:ARG:HB3	1:D:821:PRO:HD2	1.78	0.65
1:E:1112:THR:O	1:E:1114:PRO:HD3	1.97	0.65
1:E:1207:VAL:HG13	1:E:1208:PRO:HD2	1.77	0.65
1:F:52:GLN:HE22	1:F:71:LEU:CB	2.09	0.65
1:F:452:GLN:HG3	1:F:765:ALA:HB2	1.78	0.65
2:G:249:LYS:HG3	2:G:258:ILE:HD11	1.78	0.65
2:G:301:ALA:HA	2:G:304:CYS:SG	2.37	0.65
2:H:207:LEU:CG	2:H:212:VAL:HG11	2.26	0.65
2:J:38:GLU:HA	2:J:126:TYR:CZ	2.32	0.65
2:J:321:ARG:HH21	2:J:351:GLU:CG	2.09	0.65
2:K:267:THR:HG21	2:K:286:ASN:HD21	1.61	0.65
2:L:156:GLY:O	2:L:160:LEU:HD12	1.97	0.65
2:L:165:GLU:O	2:L:169:LYS:HD3	1.97	0.65
1:A:1112:THR:O	1:A:1114:PRO:HD3	1.97	0.64
1:B:56:LYS:HG2	1:B:71:LEU:HD22	1.79	0.64
1:B:538:THR:HG23	1:B:538:THR:O	1.97	0.64
1:B:1164:ARG:HB3	1:B:1167:LEU:HD12	1.80	0.64
1:C:74:GLY:CA	1:C:172:LEU:HD13	2.27	0.64
1:D:609:GLU:O	1:D:611:MET:N	2.30	0.64
1:D:947:PHE:O	1:D:947:PHE:HD1	1.80	0.64
1:E:146:LEU:HD12	1:E:146:LEU:C	2.16	0.64
1:E:491:LYS:NZ	1:E:785:GLY:HA3	2.11	0.64
1:E:515:ARG:HD3	1:E:1367:TYR:CE1	2.31	0.64
1:F:254:PRO:HG2	1:F:255:ALA:N	2.10	0.64
1:F:609:GLU:O	1:F:611:MET:N	2.30	0.64
2:G:220:VAL:HG23	8:G:484:FAD:C6A	2.27	0.64
2:I:319:LEU:HA	2:I:345:ILE:CD1	2.28	0.64
2:I:321:ARG:HH21	2:I:351:GLU:CG	2.09	0.64
2:I:337:ALA:O	2:I:340:GLU:HB2	1.97	0.64
2:J:186:LEU:CD2	2:J:195:LEU:HD11	2.27	0.64

*Continued on next page...*



*Continued from previous page...*

Atom-1	Atom-2	Interatomic distance (Å)	Clash overlap (Å)
2:K:180:ASP:O	2:K:182:MET:HE1	1.96	0.64
2:L:165:GLU:OE1	2:L:458:ARG:HA	1.96	0.64
2:L:167:ARG:HD3	2:L:210:ALA:O	1.96	0.64
2:L:220:VAL:HG23	8:L:484:FAD:C6A	2.27	0.64
2:L:229:LEU:O	2:L:233:HIS:HB2	1.97	0.64
1:A:359:THR:HG23	1:A:378:GLN:HB3	1.79	0.64
1:B:782:ARG:N	2:G:52:VAL:HB	2.07	0.64
1:B:1131:THR:HB	1:B:1134:LYS:CG	2.26	0.64
1:C:420:VAL:HA	1:C:540:THR:HG21	1.78	0.64
1:C:426:LEU:CD1	1:C:558:MET:HG3	2.28	0.64
1:C:1222:LEU:C	1:C:1222:LEU:HD12	2.16	0.64
1:D:782:ARG:HA	2:H:53:PRO:O	1.97	0.64
1:D:1394:VAL:HG11	1:D:1401:LEU:HD22	1.79	0.64
1:D:1413:GLN:HG3	1:D:1414:ARG:O	1.96	0.64
1:E:182:MET:HE3	1:E:217:PRO:HB3	1.68	0.64
1:E:515:ARG:NH2	1:E:966:ILE:HB	2.13	0.64
1:E:985:TYR:CE1	1:E:1207:VAL:CG1	2.80	0.64
1:E:1349:ARG:HH11	1:E:1349:ARG:HG2	1.62	0.64
1:F:409:HIS:O	1:F:412:THR:HB	1.98	0.64
1:F:780:ARG:NH2	1:F:1105:VAL:CG2	2.59	0.64
1:F:782:ARG:HA	2:I:53:PRO:O	1.97	0.64
2:H:229:LEU:O	2:H:233:HIS:HB2	1.97	0.64
2:I:350:PRO:HG3	2:I:380:PRO:CG	2.28	0.64
2:J:167:ARG:NH2	2:J:170:GLY:HA2	2.12	0.64
2:J:199:VAL:O	2:J:203:ARG:HD2	1.97	0.64
2:K:186:LEU:CD2	2:K:195:LEU:HD11	2.27	0.64
2:K:207:LEU:CG	2:K:212:VAL:HG11	2.27	0.64
2:L:264:TYR:HE2	2:L:307:THR:HG23	1.61	0.64
1:A:985:TYR:CE1	1:A:1207:VAL:CG1	2.80	0.64
1:B:182:MET:CE	1:B:217:PRO:C	2.62	0.64
1:B:296:MET:O	1:B:297:MET:C	2.33	0.64
1:C:209:GLN:HG3	1:C:210:ARG:N	2.13	0.64
1:C:453:ALA:O	1:C:761:GLN:HG3	1.98	0.64
1:D:443:ASP:OD2	1:D:445:ALA:HB3	1.98	0.64
1:E:426:LEU:HD11	1:E:558:MET:HG3	1.79	0.64
1:E:958:HIS:ND1	1:E:958:HIS:N	2.45	0.64
1:E:1442:GLU:HA	2:K:373:ASP:OD2	1.97	0.64
1:F:98:LEU:O	1:F:101:GLY:N	2.25	0.64
2:G:354:THR:HA	2:G:369:LEU:HG	1.80	0.64
2:G:416:LYS:HE3	2:G:433:ASN:CG	2.18	0.64
2:H:38:GLU:HA	2:H:126:TYR:CZ	2.32	0.64

*Continued on next page...*

*Continued from previous page...*

Atom-1	Atom-2	Interatomic distance (Å)	Clash overlap (Å)
2:H:165:GLU:OE1	2:H:458:ARG:HA	1.96	0.64
2:H:268:SER:O	2:H:271:VAL:HG23	1.96	0.64
2:I:238:VAL:HG22	2:I:438:PHE:O	1.98	0.64
2:J:146:LEU:HD23	2:J:147:GLY:N	2.09	0.64
2:J:238:VAL:HG22	2:J:438:PHE:O	1.98	0.64
2:K:181:ARG:O	2:K:182:MET:HE3	1.95	0.64
2:K:220:VAL:CG2	8:K:484:FAD:N6A	2.55	0.64
2:K:416:LYS:HE3	2:K:433:ASN:CG	2.18	0.64
2:L:317:LYS:HE3	2:L:345:ILE:HD12	1.79	0.64
2:L:319:LEU:HA	2:L:345:ILE:CD1	2.28	0.64
1:A:64:HIS:CE1	1:B:1173:ARG:HH12	2.15	0.64
1:A:302:ALA:HA	1:A:347:ARG:HH12	1.62	0.64
1:C:47:HIS:HE1	1:C:176:SER:HB3	1.62	0.64
1:C:64:HIS:CE1	1:D:1173:ARG:HH12	2.15	0.64
1:D:1164:ARG:HB3	1:D:1167:LEU:HD12	1.80	0.64
1:E:777:GLY:HA3	2:L:52:VAL:HG12	1.79	0.64
1:F:443:ASP:OD2	1:F:445:ALA:HB3	1.98	0.64
1:F:1135:VAL:O	1:F:1136:VAL:C	2.33	0.64
2:H:242:VAL:CG1	2:H:403:PRO:HD3	2.21	0.64
2:H:354:THR:HA	2:H:369:LEU:HG	1.80	0.64
2:I:220:VAL:CG2	8:I:484:FAD:N6A	2.55	0.64
2:I:249:LYS:HG3	2:I:258:ILE:HD11	1.78	0.64
2:I:267:THR:HG21	2:I:286:ASN:HD21	1.61	0.64
2:J:165:GLU:O	2:J:169:LYS:HD3	1.97	0.64
2:J:319:LEU:HA	2:J:345:ILE:CD1	2.28	0.64
2:J:345:ILE:H	2:J:345:ILE:CD1	2.09	0.64
2:K:38:GLU:HA	2:K:126:TYR:CZ	2.32	0.64
2:K:229:LEU:O	2:K:233:HIS:HB2	1.97	0.64
2:K:304:CYS:HA	2:K:307:THR:HG22	1.78	0.64
1:A:227:MET:CE	1:A:282:GLU:HG2	2.28	0.64
1:A:453:ALA:O	1:A:761:GLN:HG3	1.98	0.64
1:A:621:ILE:HG13	1:A:658:LEU:HD13	1.79	0.64
1:A:902:ASN:HD22	1:C:1227:GLU:CG	2.09	0.64
1:A:1050:SER:O	1:A:1054:GLN:HG3	1.97	0.64
1:A:1291:ASP:OD1	1:A:1291:ASP:C	2.35	0.64
1:A:1349:ARG:HH11	1:A:1349:ARG:HG2	1.62	0.64
1:B:1164:ARG:HD2	1:B:1166:ASP:OD1	1.96	0.64
1:C:675:ILE:O	1:C:678:ARG:HB2	1.98	0.64
1:C:1291:ASP:OD1	1:C:1291:ASP:C	2.35	0.64
1:E:248:GLU:HA	1:E:251:MET:CG	2.22	0.64
1:E:251:MET:HB2	1:E:533:LEU:HD12	1.78	0.64

*Continued on next page...*

*Continued from previous page...*

Atom-1	Atom-2	Interatomic distance (Å)	Clash overlap (Å)
1:E:731:SER:HA	1:E:747:SER:HB2	1.80	0.64
1:E:815:GLU:HA	1:E:815:GLU:OE1	1.98	0.64
1:F:56:LYS:HG2	1:F:71:LEU:HD22	1.79	0.64
1:F:496:HIS:ND1	1:F:654:TYR:HD1	1.93	0.64
2:G:167:ARG:HD3	2:G:210:ALA:O	1.96	0.64
2:H:145:GLU:OE1	2:H:472:ALA:HB2	1.97	0.64
2:H:281:GLU:HG3	2:H:284:SER:N	2.11	0.64
2:H:408:ASN:O	2:H:411:ASP:HB3	1.98	0.64
2:I:165:GLU:O	2:I:169:LYS:HD3	1.97	0.64
1:A:74:GLY:CA	1:A:172:LEU:HD13	2.27	0.64
1:A:369:THR:HG22	1:A:1293:ASN:HD21	1.62	0.64
1:A:452:GLN:HG3	1:A:764:THR:HG22	1.79	0.64
1:B:569:ILE:HD13	1:B:569:ILE:N	2.12	0.64
1:C:52:GLN:CD	1:C:71:LEU:H	2.01	0.64
1:C:746:ILE:HG22	1:C:747:SER:O	1.97	0.64
1:C:985:TYR:CE1	1:C:1207:VAL:CG1	2.80	0.64
1:C:1447:TRP:CD2	1:C:1451:VAL:HG22	2.33	0.64
1:D:1289:MET:HB2	1:D:1289:MET:HE3	1.80	0.64
1:E:253:HIS:ND1	1:E:254:PRO:N	2.45	0.64
1:E:302:ALA:HA	1:E:347:ARG:HH12	1.62	0.64
1:E:1113:CYS:SG	6:E:2476:F3S:FE3	1.89	0.64
1:F:990:ILE:O	1:F:990:ILE:HG13	1.97	0.64
1:F:1164:ARG:HB3	1:F:1167:LEU:HD12	1.79	0.64
2:G:145:GLU:OE1	2:G:472:ALA:HB2	1.97	0.64
2:G:242:VAL:CG1	2:G:403:PRO:HD3	2.21	0.64
2:G:259:VAL:HG21	2:G:264:TYR:CB	2.14	0.64
2:I:132:TRP:HD1	2:I:202:ARG:HB2	1.60	0.64
2:I:152:VAL:HG13	2:I:175:VAL:CA	2.15	0.64
2:I:220:VAL:CG2	8:I:484:FAD:N1A	2.56	0.64
2:I:416:LYS:HE3	2:I:433:ASN:CG	2.18	0.64
2:J:264:TYR:HE2	2:J:307:THR:HG23	1.61	0.64
2:J:327:MET:HB2	2:J:346:TRP:HH2	1.54	0.64
2:J:350:PRO:HG3	2:J:380:PRO:CG	2.28	0.64
2:K:317:LYS:HE3	2:K:345:ILE:HD12	1.79	0.64
2:L:290:LYS:CG	2:L:291:HIS:H	2.09	0.64
1:A:52:GLN:HE22	1:A:71:LEU:CB	2.11	0.64
1:A:248:GLU:O	1:A:250:ARG:N	2.31	0.64
1:A:442:MET:HE1	1:A:447:LEU:HA	1.79	0.64
1:A:662:GLY:O	1:A:720:ARG:HD3	1.98	0.64
1:A:1108:CYS:SG	6:A:2476:F3S:FE4	1.90	0.64
1:A:1393:TYR:O	1:A:1394:VAL:CG2	2.44	0.64

*Continued on next page...*

*Continued from previous page...*

Atom-1	Atom-2	Interatomic distance (Å)	Clash overlap (Å)
1:B:602:THR:C	1:B:640:THR:HG23	2.17	0.64
1:B:885:GLY:C	1:B:887:GLY:H	2.01	0.64
1:C:896:PRO:HG3	1:E:1225:GLU:HB3	1.78	0.64
1:C:902:ASN:CG	1:E:1227:GLU:CD	2.57	0.64
1:C:1050:SER:O	1:C:1054:GLN:HG3	1.97	0.64
1:C:1442:GLU:HA	2:J:373:ASP:OD2	1.97	0.64
1:D:482:ASP:OD1	1:D:788:HIS:HD2	1.81	0.64
1:E:359:THR:HG23	1:E:378:GLN:HB3	1.79	0.64
1:E:675:ILE:O	1:E:678:ARG:HB2	1.98	0.64
1:E:1438:ARG:HB3	2:K:375:THR:HA	1.80	0.64
1:F:453:ALA:O	1:F:761:GLN:HG3	1.97	0.64
1:F:515:ARG:CD	1:F:1367:TYR:HE1	2.04	0.64
1:F:657:VAL:O	1:F:658:LEU:C	2.32	0.64
1:F:745:ARG:O	1:F:746:ILE:HG13	1.98	0.64
2:G:77:LEU:O	2:G:127:ILE:HD11	1.98	0.64
2:G:229:LEU:O	2:G:233:HIS:HB2	1.97	0.64
2:G:408:ASN:O	2:G:411:ASP:HB3	1.98	0.64
2:H:146:LEU:HD22	2:H:146:LEU:H	1.63	0.64
2:H:309:ILE:HD11	2:H:340:GLU:OE2	1.98	0.64
2:H:319:LEU:HA	2:H:345:ILE:CD1	2.28	0.64
2:I:220:VAL:HG23	8:I:484:FAD:C6A	2.27	0.64
2:J:408:ASN:O	2:J:411:ASP:HB3	1.98	0.64
2:K:146:LEU:HD22	2:K:146:LEU:H	1.63	0.64
2:K:165:GLU:O	2:K:169:LYS:HD3	1.97	0.64
1:A:426:LEU:CD1	1:A:558:MET:HG3	2.28	0.64
1:A:1221:PRO:CB	1:A:1229:MET:CE	2.73	0.64
1:B:877:ARG:CG	1:F:1230:GLN:N	2.61	0.64
1:B:950:THR:CG2	1:B:951:GLU:H	2.06	0.64
1:B:1401:LEU:N	1:B:1402:PRO:CD	2.59	0.64
1:D:409:HIS:O	1:D:412:THR:HB	1.98	0.64
1:E:369:THR:HG22	1:E:1293:ASN:HD21	1.62	0.64
1:E:662:GLY:O	1:E:720:ARG:HD3	1.98	0.64
1:E:1374:VAL:O	1:E:1375:ILE:HG13	1.98	0.64
1:F:266:VAL:O	1:F:279:THR:HG23	1.98	0.64
2:G:238:VAL:HG22	2:G:438:PHE:O	1.98	0.64
2:G:267:THR:HG21	2:G:286:ASN:HD21	1.61	0.64
2:G:319:LEU:HA	2:G:345:ILE:CD1	2.28	0.64
2:G:337:ALA:O	2:G:340:GLU:HB2	1.97	0.64
2:G:353:PHE:CE1	2:G:370:GLY:HA3	2.33	0.64
2:H:351:GLU:HB3	2:H:353:PHE:HB3	1.80	0.64
2:J:351:GLU:HB3	2:J:353:PHE:HB3	1.80	0.64

*Continued on next page...*

*Continued from previous page...*

Atom-1	Atom-2	Interatomic distance (Å)	Clash overlap (Å)
2:L:77:LEU:O	2:L:127:ILE:HD11	1.98	0.64
2:L:249:LYS:HG3	2:L:258:ILE:HD11	1.78	0.64
2:L:350:PRO:HG3	2:L:380:PRO:CG	2.28	0.64
2:L:353:PHE:CE1	2:L:370:GLY:HA3	2.33	0.64
2:L:416:LYS:HE3	2:L:433:ASN:CG	2.18	0.64
1:A:94:GLU:O	1:A:95:THR:C	2.35	0.64
1:A:386:GLY:O	1:A:389:GLU:HG3	1.98	0.64
1:A:746:ILE:HG22	1:A:747:SER:N	2.09	0.64
1:B:260:MET:O	1:B:263:LEU:N	2.31	0.64
1:C:345:MET:CE	1:C:385:LEU:HB2	2.28	0.64
1:C:662:GLY:O	1:C:720:ARG:HD3	1.98	0.64
1:C:815:GLU:HA	1:C:815:GLU:OE1	1.98	0.64
1:C:902:ASN:HD22	1:E:1227:GLU:CG	2.09	0.64
1:C:1112:THR:O	1:C:1114:PRO:HD3	1.97	0.64
1:C:1113:CYS:SG	6:C:2476:F3S:FE3	1.89	0.64
1:D:515:ARG:HD2	1:D:1367:TYR:CZ	2.31	0.64
1:D:555:PHE:HD1	1:D:556:ARG:N	1.96	0.64
1:D:693:MET:HA	1:D:693:MET:CE	2.27	0.64
1:D:783:LYS:CE	2:H:57:VAL:CG1	2.36	0.64
1:D:1131:THR:HG22	1:D:1134:LYS:N	2.12	0.64
1:D:1369:THR:CG2	1:D:1369:THR:O	2.46	0.64
1:E:426:LEU:CD1	1:E:558:MET:HG3	2.28	0.64
1:E:621:ILE:HG13	1:E:658:LEU:HD13	1.79	0.64
1:E:1311:THR:HG23	1:E:1312:SER:H	1.60	0.64
1:F:602:THR:C	1:F:640:THR:HG23	2.17	0.64
1:F:693:MET:HA	1:F:693:MET:CE	2.27	0.64
2:G:120:ILE:O	2:G:123:VAL:HG23	1.98	0.64
2:G:165:GLU:O	2:G:169:LYS:HD3	1.97	0.64
2:G:178:ARG:HB2	2:G:219:GLU:OE1	1.98	0.64
2:G:207:LEU:CG	2:G:212:VAL:HG11	2.26	0.64
2:I:167:ARG:NH2	2:I:170:GLY:HA2	2.12	0.64
2:I:408:ASN:O	2:I:411:ASP:HB3	1.98	0.64
2:K:153:ILE:HD11	8:K:484:FAD:N1A	2.13	0.64
2:K:350:PRO:HG3	2:K:380:PRO:CG	2.28	0.64
2:K:351:GLU:HB3	2:K:353:PHE:HB3	1.80	0.64
2:K:471:LYS:HA	2:K:471:LYS:CE	2.23	0.64
2:L:207:LEU:CG	2:L:212:VAL:HG11	2.26	0.64
2:L:238:VAL:HG22	2:L:438:PHE:O	1.98	0.64
1:A:312:ASN:OD1	1:A:312:ASN:N	2.22	0.64
1:B:947:PHE:HD1	1:B:947:PHE:O	1.80	0.64
1:B:1131:THR:HG22	1:B:1134:LYS:N	2.12	0.64

*Continued on next page...*

*Continued from previous page...*

Atom-1	Atom-2	Interatomic distance (Å)	Clash overlap (Å)
1:C:122:ASN:OD1	1:C:125:ARG:NH1	2.25	0.64
1:C:386:GLY:O	1:C:389:GLU:HG3	1.98	0.64
1:C:777:GLY:HA3	2:K:52:VAL:HG12	1.79	0.64
1:C:1108:CYS:SG	6:C:2476:F3S:FE4	1.90	0.64
1:C:1349:ARG:HH11	1:C:1349:ARG:HG2	1.62	0.64
1:D:59:VAL:HG22	1:D:105:TYR:CD2	2.33	0.64
1:D:98:LEU:O	1:D:101:GLY:N	2.25	0.64
1:E:52:GLN:HE22	1:E:71:LEU:CB	2.11	0.64
1:E:74:GLY:CA	1:E:172:LEU:HD13	2.28	0.64
1:F:1131:THR:HG22	1:F:1134:LYS:N	2.12	0.64
1:F:1394:VAL:HG11	1:F:1401:LEU:HD22	1.79	0.64
1:F:1447:TRP:O	1:F:1451:VAL:HG23	1.98	0.64
2:G:199:VAL:O	2:G:203:ARG:HD2	1.97	0.64
2:H:321:ARG:HA	2:H:352:GLY:H	1.63	0.64
2:H:416:LYS:HE3	2:H:433:ASN:CG	2.18	0.64
2:I:153:ILE:HD11	8:I:484:FAD:N1A	2.13	0.64
2:J:418:THR:HG23	2:J:422:THR:HG23	1.77	0.64
2:K:238:VAL:HG22	2:K:438:PHE:O	1.98	0.64
2:K:408:ASN:O	2:K:411:ASP:HB3	1.98	0.64
2:L:167:ARG:NH2	2:L:170:GLY:HA2	2.12	0.64
2:L:281:GLU:HG3	2:L:284:SER:N	2.11	0.64
2:L:408:ASN:O	2:L:411:ASP:HB3	1.98	0.64
2:L:418:THR:CA	2:L:424:LEU:HD21	2.28	0.64
1:A:426:LEU:HD11	1:A:558:MET:HG3	1.79	0.63
1:B:139:VAL:CG1	1:B:140:SER:N	2.35	0.63
1:B:782:ARG:NH2	2:G:51:GLY:HA3	0.97	0.63
1:B:1369:THR:CG2	1:B:1369:THR:O	2.46	0.63
1:C:1450:GLU:OE1	1:C:1453:LYS:NZ	2.24	0.63
1:E:64:HIS:CE1	1:F:1173:ARG:HH12	2.15	0.63
1:E:465:LEU:HD12	1:E:465:LEU:O	1.98	0.63
1:E:1164:ARG:NH1	1:E:1166:ASP:OD2	2.31	0.63
1:E:1282:GLN:HA	1:E:1302:GLY:O	1.98	0.63
1:F:482:ASP:OD1	1:F:788:HIS:HD2	1.81	0.63
1:F:782:ARG:NH2	2:I:51:GLY:HA3	0.97	0.63
1:F:947:PHE:HD1	1:F:947:PHE:O	1.80	0.63
2:G:146:LEU:HD22	2:G:146:LEU:H	1.63	0.63
2:G:156:GLY:O	2:G:160:LEU:HD12	1.97	0.63
2:G:321:ARG:HA	2:G:352:GLY:H	1.62	0.63
2:H:77:LEU:O	2:H:127:ILE:HD11	1.98	0.63
2:H:181:ARG:HB3	2:H:181:ARG:NH1	2.14	0.63
2:H:238:VAL:HG22	2:H:438:PHE:O	1.98	0.63

*Continued on next page...*

*Continued from previous page...*

Atom-1	Atom-2	Interatomic distance (Å)	Clash overlap (Å)
2:I:178:ARG:HB2	2:I:219:GLU:OE1	1.98	0.63
2:I:186:LEU:CD2	2:I:195:LEU:HD11	2.27	0.63
2:I:302:MET:CE	2:I:334:VAL:HA	2.28	0.63
2:K:319:LEU:HA	2:K:345:ILE:CD1	2.28	0.63
2:L:181:ARG:HB3	2:L:181:ARG:NH1	2.14	0.63
1:A:465:LEU:HD12	1:A:465:LEU:O	1.98	0.63
1:A:746:ILE:HG22	1:A:747:SER:O	1.97	0.63
1:A:1395:TYR:CZ	1:A:1397:LEU:HD21	2.34	0.63
1:B:254:PRO:HG2	1:B:255:ALA:N	2.10	0.63
1:B:409:HIS:O	1:B:412:THR:HB	1.98	0.63
1:B:555:PHE:HD1	1:B:556:ARG:N	1.96	0.63
1:B:1274:GLN:HE21	1:B:1293:ASN:HB3	1.61	0.63
1:C:30:HIS:HE1	1:C:368:GLU:OE1	1.81	0.63
1:C:52:GLN:HE22	1:C:71:LEU:CB	2.11	0.63
1:C:370:GLY:HA3	1:C:1237:ASN:HB3	1.80	0.63
1:C:1164:ARG:NH1	1:C:1166:ASP:OD2	2.31	0.63
1:D:37:ASP:OD1	1:D:37:ASP:C	2.37	0.63
1:D:353:MET:HG2	1:D:385:LEU:CD2	2.29	0.63
1:D:453:ALA:O	1:D:761:GLN:HG3	1.97	0.63
1:E:30:HIS:HE1	1:E:368:GLU:OE1	1.81	0.63
1:E:52:GLN:CD	1:E:71:LEU:H	2.01	0.63
1:E:386:GLY:O	1:E:389:GLU:HG3	1.98	0.63
1:E:491:LYS:O	1:E:492:TYR:C	2.35	0.63
1:E:643:ASN:HD22	1:E:665:THR:CG2	2.10	0.63
1:F:59:VAL:HG22	1:F:105:TYR:CD2	2.33	0.63
1:F:218:THR:HG22	1:F:221:LEU:H	1.62	0.63
1:F:1369:THR:CG2	1:F:1369:THR:O	2.46	0.63
2:H:165:GLU:O	2:H:169:LYS:HD3	1.97	0.63
2:J:317:LYS:HE3	2:J:345:ILE:HD12	1.79	0.63
2:K:309:ILE:HD11	2:K:340:GLU:OE2	1.98	0.63
2:L:153:ILE:HD11	8:L:484:FAD:N1A	2.13	0.63
2:L:302:MET:CE	2:L:334:VAL:HA	2.28	0.63
1:A:479:MET:HG3	1:A:1104:MET:HE3	1.79	0.63
1:A:491:LYS:O	1:A:492:TYR:C	2.35	0.63
1:A:728:ILE:HD12	1:A:1047:MET:HE3	1.81	0.63
1:A:1113:CYS:SG	6:A:2476:F3S:FE3	1.89	0.63
1:A:1220:ARG:HB3	1:A:1221:PRO:HD3	1.81	0.63
1:C:466:HIS:ND1	1:C:678:ARG:NH1	2.46	0.63
1:C:958:HIS:N	1:C:958:HIS:ND1	2.45	0.63
1:D:113:ASN:HD22	1:D:115:ASP:H	1.41	0.63
1:E:227:MET:CE	1:E:282:GLU:HG2	2.28	0.63

*Continued on next page...*

*Continued from previous page...*

Atom-1	Atom-2	Interatomic distance (Å)	Clash overlap (Å)
1:E:248:GLU:O	1:E:250:ARG:N	2.31	0.63
1:E:958:HIS:O	1:E:1369:THR:HG21	1.99	0.63
1:E:1108:CYS:SG	6:E:2476:F3S:FE4	1.90	0.63
2:G:153:ILE:HD11	8:G:484:FAD:N1A	2.13	0.63
2:G:317:LYS:HE3	2:G:345:ILE:HD12	1.79	0.63
2:H:175:VAL:CG1	2:H:214:TYR:HA	2.23	0.63
2:H:178:ARG:HB2	2:H:219:GLU:OE1	1.98	0.63
2:H:199:VAL:O	2:H:203:ARG:HD2	1.97	0.63
2:H:264:TYR:HE2	2:H:307:THR:HG23	1.61	0.63
2:H:350:PRO:HG3	2:H:380:PRO:CG	2.28	0.63
2:I:120:ILE:O	2:I:123:VAL:HG23	1.98	0.63
2:I:317:LYS:HE3	2:I:345:ILE:HD12	1.79	0.63
2:J:95:GLY:C	2:J:125:LYS:HD2	2.19	0.63
2:J:146:LEU:H	2:J:146:LEU:HD22	1.63	0.63
2:J:354:THR:HA	2:J:369:LEU:HG	1.80	0.63
2:K:77:LEU:O	2:K:127:ILE:HD11	1.98	0.63
2:K:418:THR:CA	2:K:424:LEU:HD21	2.28	0.63
2:L:120:ILE:O	2:L:123:VAL:HG23	1.98	0.63
1:A:728:ILE:HD12	1:A:1047:MET:HE1	1.81	0.63
1:A:1222:LEU:C	1:A:1222:LEU:HD12	2.16	0.63
1:B:443:ASP:OD2	1:B:445:ALA:HB3	1.97	0.63
1:B:450:ARG:O	1:B:451:GLN:C	2.35	0.63
1:B:1447:TRP:O	1:B:1451:VAL:HG23	1.98	0.63
1:C:248:GLU:O	1:C:250:ARG:N	2.31	0.63
1:C:958:HIS:O	1:C:1369:THR:HG21	1.99	0.63
1:C:1007:GLY:O	1:C:1010:ALA:HB3	1.99	0.63
1:D:782:ARG:NH2	2:H:51:GLY:HA3	0.97	0.63
1:D:875:MET:HE1	1:D:1139:PHE:CD2	2.33	0.63
1:E:209:GLN:HG3	1:E:210:ARG:N	2.13	0.63
1:E:643:ASN:HD22	1:E:665:THR:HB	1.63	0.63
1:E:746:ILE:HG22	1:E:747:SER:O	1.97	0.63
1:E:891:PRO:HB3	1:E:894:PHE:CE2	2.34	0.63
1:E:1289:MET:H	1:E:1289:MET:HE3	1.63	0.63
1:F:52:GLN:HE22	1:F:71:LEU:N	1.96	0.63
2:G:144:ARG:NH1	2:G:169:LYS:HA	2.14	0.63
2:G:181:ARG:HB3	2:G:181:ARG:NH1	2.14	0.63
2:G:309:ILE:HD11	2:G:340:GLU:OE2	1.98	0.63
2:G:351:GLU:HB3	2:G:353:PHE:HB3	1.80	0.63
2:G:418:THR:CA	2:G:424:LEU:HD21	2.28	0.63
2:I:92:GLU:OE2	2:I:202:ARG:HD3	1.99	0.63
2:I:144:ARG:NH1	2:I:169:LYS:HA	2.14	0.63

*Continued on next page...*



*Continued from previous page...*

Atom-1	Atom-2	Interatomic distance (Å)	Clash overlap (Å)
2:I:181:ARG:NH1	2:I:181:ARG:HB3	2.14	0.63
2:I:236:VAL:HG23	2:I:437:VAL:HA	1.80	0.63
2:I:309:ILE:HD11	2:I:340:GLU:OE2	1.98	0.63
2:J:242:VAL:CG1	2:J:403:PRO:HD3	2.21	0.63
2:J:281:GLU:HG3	2:J:284:SER:N	2.11	0.63
2:K:318:CYS:O	2:K:345:ILE:HD13	1.99	0.63
2:L:144:ARG:NH1	2:L:169:LYS:HA	2.14	0.63
2:L:241:GLY:H	2:L:443:ILE:HG23	1.64	0.63
2:L:309:ILE:HD11	2:L:340:GLU:OE2	1.98	0.63
1:A:370:GLY:HA3	1:A:1237:ASN:HB3	1.79	0.63
1:B:492:TYR:OH	1:B:648:GLU:OE2	2.14	0.63
1:B:528:ASN:CB	1:B:542:LEU:HD22	2.29	0.63
1:B:745:ARG:O	1:B:746:ILE:HG13	1.98	0.63
1:B:820:ARG:HB3	1:B:821:PRO:HD2	1.78	0.63
1:B:1466:LEU:O	1:B:1467:GLU:C	2.37	0.63
1:C:295:LYS:HD3	1:C:295:LYS:C	2.19	0.63
1:C:603:HIS:HA	1:C:640:THR:HG22	1.81	0.63
1:D:339:ARG:HG3	1:D:396:GLN:HG3	1.80	0.63
1:E:370:GLY:HA3	1:E:1237:ASN:HB3	1.79	0.63
1:F:113:ASN:HD22	1:F:115:ASP:H	1.41	0.63
1:F:353:MET:HE2	1:F:366:GLY:O	1.99	0.63
2:G:179:TYR:HB2	2:G:181:ARG:HH12	1.64	0.63
2:G:302:MET:CE	2:G:334:VAL:HA	2.28	0.63
2:H:153:ILE:HD11	8:H:484:FAD:N1A	2.13	0.63
2:I:95:GLY:C	2:I:125:LYS:HD2	2.19	0.63
2:I:418:THR:CA	2:I:424:LEU:HD21	2.28	0.63
2:J:92:GLU:OE2	2:J:202:ARG:HD3	1.99	0.63
2:J:181:ARG:HB3	2:J:181:ARG:NH1	2.14	0.63
2:J:416:LYS:HE3	2:J:433:ASN:CG	2.18	0.63
2:J:431:MET:HG2	2:J:438:PHE:CE2	2.34	0.63
2:K:199:VAL:O	2:K:203:ARG:HD2	1.97	0.63
2:K:354:THR:HA	2:K:369:LEU:HG	1.80	0.63
1:A:30:HIS:HE1	1:A:368:GLU:OE1	1.81	0.63
1:A:52:GLN:CD	1:A:71:LEU:H	2.01	0.63
1:A:143:GLN:C	1:A:143:GLN:HE21	2.01	0.63
1:A:978:GLU:O	1:A:981:ALA:HB3	1.99	0.63
1:A:1227:GLU:CG	1:E:902:ASN:HD22	2.09	0.63
1:A:1442:GLU:HA	2:L:373:ASP:OD2	1.97	0.63
1:B:37:ASP:OD1	1:B:37:ASP:C	2.37	0.63
1:B:236:THR:HG22	1:B:328:ASP:H	1.62	0.63
1:B:266:VAL:O	1:B:279:THR:HG23	1.98	0.63

*Continued on next page...*

*Continued from previous page...*

Atom-1	Atom-2	Interatomic distance (Å)	Clash overlap (Å)
1:C:116:ILE:HD13	1:C:190:THR:CG2	2.29	0.63
1:C:227:MET:CE	1:C:282:GLU:HG2	2.28	0.63
1:C:253:HIS:ND1	1:C:254:PRO:N	2.45	0.63
1:C:1435:THR:HG23	1:C:1437:SER:H	1.63	0.63
1:D:152:ARG:O	1:D:156:GLU:HB2	1.99	0.63
1:D:355:TYR:C	1:D:355:TYR:CD1	2.72	0.63
1:D:452:GLN:HG3	1:D:765:ALA:HB2	1.78	0.63
1:E:116:ILE:HD13	1:E:190:THR:CG2	2.29	0.63
1:E:295:LYS:HD3	1:E:295:LYS:C	2.19	0.63
1:E:974:ILE:CD1	1:E:983:LEU:HD12	2.19	0.63
1:E:1221:PRO:CG	1:E:1229:MET:HE1	2.28	0.63
1:F:442:MET:HE3	1:F:446:GLU:HB3	1.81	0.63
2:G:182:MET:O	2:G:187:VAL:HG21	1.99	0.63
2:G:186:LEU:CD2	2:G:195:LEU:HD11	2.27	0.63
2:G:197:LYS:HB3	2:G:273:LEU:HG	1.81	0.63
2:G:431:MET:HG2	2:G:438:PHE:CE2	2.34	0.63
2:H:95:GLY:C	2:H:125:LYS:HD2	2.19	0.63
2:H:186:LEU:CD2	2:H:195:LEU:HD11	2.27	0.63
2:I:318:CYS:O	2:I:345:ILE:HD13	1.99	0.63
2:J:178:ARG:HB2	2:J:219:GLU:OE1	1.98	0.63
2:K:92:GLU:OE2	2:K:202:ARG:HD3	1.99	0.63
2:K:144:ARG:NH1	2:K:169:LYS:HA	2.14	0.63
2:L:186:LEU:CD2	2:L:195:LEU:HD11	2.27	0.63
2:L:197:LYS:HB3	2:L:273:LEU:HG	1.81	0.63
2:L:431:MET:HG2	2:L:438:PHE:CE2	2.34	0.63
1:B:510:PRO:HD2	1:B:970:PRO:HB3	1.81	0.63
1:B:643:ASN:HB3	1:B:665:THR:CG2	2.29	0.63
1:B:1131:THR:CG2	1:B:1133:GLU:HB2	2.29	0.63
1:C:143:GLN:C	1:C:143:GLN:HE21	2.01	0.63
1:C:511:ILE:CG2	1:C:512:ASP:N	2.59	0.63
1:C:515:ARG:NH2	1:C:966:ILE:HB	2.13	0.63
1:C:891:PRO:HB3	1:C:894:PHE:CE2	2.34	0.63
1:D:439:PRO:HG2	1:D:439:PRO:O	1.99	0.63
1:D:728:ILE:HD12	1:D:1047:MET:HE1	1.77	0.63
1:D:1389:GLY:HA2	1:D:1459:PRO:HG2	1.81	0.63
1:E:1007:GLY:O	1:E:1010:ALA:HB3	1.99	0.63
1:E:1417:VAL:HG12	1:E:1419:HIS:H	1.64	0.63
1:F:353:MET:HG2	1:F:385:LEU:CD2	2.29	0.63
1:F:643:ASN:HB3	1:F:665:THR:CG2	2.29	0.63
2:G:92:GLU:OE2	2:G:202:ARG:HD3	1.99	0.63
2:G:241:GLY:H	2:G:443:ILE:HG23	1.64	0.63

*Continued on next page...*

*Continued from previous page...*

Atom-1	Atom-2	Interatomic distance (Å)	Clash overlap (Å)
2:H:144:ARG:NH1	2:H:169:LYS:HA	2.14	0.63
2:H:182:MET:O	2:H:187:VAL:HG21	1.99	0.63
2:H:302:MET:CE	2:H:334:VAL:HA	2.28	0.63
2:H:317:LYS:HE3	2:H:345:ILE:HD12	1.79	0.63
2:J:144:ARG:NH1	2:J:169:LYS:HA	2.14	0.63
2:J:165:GLU:HB3	2:J:169:LYS:HZ3	1.62	0.63
2:J:321:ARG:HA	2:J:352:GLY:H	1.62	0.63
2:K:90:PHE:HB3	2:K:93:ILE:HG21	1.76	0.63
2:K:153:ILE:O	2:K:239:ALA:HB3	1.99	0.63
2:K:178:ARG:HB2	2:K:219:GLU:OE1	1.98	0.63
2:L:165:GLU:HB3	2:L:169:LYS:HZ3	1.62	0.63
2:L:179:TYR:HB2	2:L:181:ARG:HH12	1.64	0.63
2:L:182:MET:O	2:L:187:VAL:HG21	1.99	0.63
2:L:318:CYS:O	2:L:345:ILE:HD13	1.99	0.63
1:A:80:ARG:HD3	1:A:125:ARG:O	1.98	0.63
1:A:345:MET:CE	1:A:385:LEU:HB2	2.28	0.63
1:A:403:ASP:OD2	1:A:407:LYS:NZ	2.32	0.63
1:A:675:ILE:O	1:A:678:ARG:HB2	1.98	0.63
1:A:815:GLU:HA	1:A:815:GLU:OE1	1.98	0.63
1:C:1008:THR:HG22	1:C:1009:ILE:H	1.64	0.63
1:C:1062:ARG:O	1:C:1062:ARG:CG	2.44	0.63
1:C:1282:GLN:HA	1:C:1302:GLY:O	1.98	0.63
1:C:1374:VAL:O	1:C:1375:ILE:HG13	1.98	0.63
1:D:745:ARG:O	1:D:746:ILE:HG13	1.98	0.63
1:D:990:ILE:O	1:D:990:ILE:HG13	1.97	0.63
1:E:80:ARG:HD3	1:E:125:ARG:O	1.98	0.63
1:E:782:ARG:HG3	2:L:52:VAL:CB	2.18	0.63
1:E:1447:TRP:CD2	1:E:1451:VAL:HG22	2.33	0.63
1:F:447:LEU:HD21	1:F:674:ALA:CA	2.29	0.63
1:F:492:TYR:OH	1:F:648:GLU:OE2	2.14	0.63
1:F:1131:THR:CG2	1:F:1133:GLU:HB2	2.29	0.63
1:F:1466:LEU:O	1:F:1467:GLU:C	2.37	0.63
2:G:264:TYR:HE2	2:G:307:THR:HG23	1.61	0.63
2:H:353:PHE:CE1	2:H:370:GLY:HA3	2.33	0.63
2:H:449:LEU:HB3	2:H:452:TRP:CE3	2.34	0.63
2:I:182:MET:O	2:I:187:VAL:HG21	1.99	0.63
2:I:259:VAL:HG21	2:I:264:TYR:CB	2.14	0.63
2:J:179:TYR:HB2	2:J:181:ARG:HH12	1.64	0.63
2:J:182:MET:O	2:J:187:VAL:HG21	1.99	0.63
2:K:181:ARG:HB3	2:K:181:ARG:NH1	2.14	0.63
2:K:197:LYS:HB3	2:K:273:LEU:HG	1.81	0.63

*Continued on next page...*

*Continued from previous page...*

Atom-1	Atom-2	Interatomic distance (Å)	Clash overlap (Å)
2:K:281:GLU:HG3	2:K:284:SER:N	2.11	0.63
2:K:302:MET:CE	2:K:334:VAL:HA	2.28	0.63
2:L:186:LEU:HD11	2:L:200:VAL:CB	2.28	0.63
1:A:116:ILE:HD13	1:A:190:THR:CG2	2.29	0.63
1:A:1221:PRO:CG	1:A:1229:MET:HE2	2.28	0.63
1:B:152:ARG:O	1:B:156:GLU:HB2	1.99	0.63
1:B:515:ARG:CD	1:B:1367:TYR:HE1	2.04	0.63
1:C:24:ALA:CB	1:C:207:TYR:CE2	2.82	0.63
1:C:369:THR:HG22	1:C:1293:ASN:HD21	1.62	0.63
1:C:493:ARG:NH2	1:C:786:ASP:OD1	2.32	0.63
1:C:693:MET:O	1:C:694:ALA:C	2.37	0.63
1:C:938:PRO:HG2	1:C:1041:ALA:HB1	1.81	0.63
1:C:1220:ARG:HB3	1:C:1221:PRO:HD3	1.81	0.63
1:C:1221:PRO:HB2	1:C:1229:MET:CE	2.09	0.63
1:C:1375:ILE:C	1:C:1376:LEU:HD23	2.19	0.63
1:D:538:THR:O	1:D:538:THR:HG23	1.97	0.63
1:D:1159:ASN:O	1:D:1161:VAL:N	2.32	0.63
1:E:312:ASN:OD1	1:E:312:ASN:N	2.22	0.63
1:E:345:MET:CE	1:E:385:LEU:HB2	2.28	0.63
1:E:746:ILE:HG23	1:E:1182:ASP:CB	2.29	0.63
1:F:249:THR:O	1:F:249:THR:HG23	1.98	0.63
1:F:464:ILE:CD1	1:F:779:TYR:CZ	2.81	0.63
1:F:555:PHE:HD1	1:F:556:ARG:N	1.96	0.63
1:F:782:ARG:NH2	2:I:51:GLY:HA2	0.72	0.63
1:F:1112:THR:O	1:F:1114:PRO:HD3	1.99	0.63
2:G:153:ILE:O	2:G:239:ALA:HB3	1.99	0.63
2:G:281:GLU:HG3	2:G:284:SER:N	2.11	0.63
2:H:236:VAL:HG23	2:H:437:VAL:HA	1.80	0.63
2:H:431:MET:HG2	2:H:438:PHE:CE2	2.34	0.63
2:I:77:LEU:O	2:I:127:ILE:HD11	1.98	0.63
2:I:146:LEU:H	2:I:146:LEU:HD22	1.63	0.63
2:J:132:TRP:HD1	2:J:202:ARG:HB2	1.60	0.63
2:J:175:VAL:CG1	2:J:214:TYR:HA	2.23	0.63
2:J:236:VAL:HG23	2:J:437:VAL:HA	1.80	0.63
2:J:302:MET:CE	2:J:334:VAL:HA	2.28	0.63
2:K:95:GLY:C	2:K:125:LYS:HD2	2.19	0.63
2:K:182:MET:O	2:K:187:VAL:HG21	1.99	0.63
2:K:302:MET:HE1	2:K:333:GLU:HG3	1.80	0.63
2:L:146:LEU:HD22	2:L:146:LEU:H	1.63	0.63
2:L:302:MET:HE1	2:L:333:GLU:HG3	1.78	0.63
1:A:746:ILE:HG23	1:A:1182:ASP:CB	2.29	0.62

*Continued on next page...*

*Continued from previous page...*

Atom-1	Atom-2	Interatomic distance (Å)	Clash overlap (Å)
1:A:902:ASN:CG	1:C:1227:GLU:CD	2.57	0.62
1:A:1007:GLY:O	1:A:1010:ALA:HB3	1.99	0.62
1:A:1164:ARG:NH1	1:A:1166:ASP:OD2	2.31	0.62
1:A:1282:GLN:HA	1:A:1302:GLY:O	1.98	0.62
1:A:1300:LEU:HD12	1:A:1301:SER:H	1.64	0.62
1:A:1376:LEU:HB3	1:A:1439:PHE:CE1	2.32	0.62
1:B:453:ALA:O	1:B:761:GLN:HG3	1.97	0.62
1:B:482:ASP:OD1	1:B:788:HIS:HD2	1.81	0.62
1:B:1442:GLU:OE2	2:H:374:ALA:C	2.37	0.62
1:C:94:GLU:O	1:C:95:THR:C	2.35	0.62
1:C:746:ILE:C	1:C:747:SER:O	2.35	0.62
1:C:1300:LEU:HD12	1:C:1301:SER:H	1.64	0.62
1:D:52:GLN:HE22	1:D:71:LEU:N	1.96	0.62
1:D:351:ARG:HA	1:D:351:ARG:HE	1.64	0.62
1:D:1105:VAL:HA	2:H:54:PHE:CE1	2.34	0.62
1:D:1466:LEU:O	1:D:1467:GLU:C	2.37	0.62
1:E:450:ARG:O	1:E:451:GLN:C	2.37	0.62
1:E:695:ASN:O	1:E:696:TYR:C	2.37	0.62
1:E:978:GLU:O	1:E:981:ALA:HB3	1.99	0.62
1:F:439:PRO:HG2	1:F:439:PRO:O	1.99	0.62
1:F:538:THR:HG23	1:F:538:THR:O	1.97	0.62
1:F:569:ILE:HD13	1:F:569:ILE:N	2.12	0.62
1:F:1442:GLU:OE2	2:G:374:ALA:C	2.38	0.62
2:G:449:LEU:HB3	2:G:452:TRP:CE3	2.34	0.62
2:H:153:ILE:O	2:H:239:ALA:HB3	1.99	0.62
2:I:179:TYR:HB2	2:I:181:ARG:HH12	1.64	0.62
2:I:431:MET:HG2	2:I:438:PHE:CE2	2.34	0.62
2:J:153:ILE:O	2:J:239:ALA:HB3	1.99	0.62
2:J:350:PRO:CD	2:J:374:ALA:HB2	2.29	0.62
2:L:92:GLU:OE2	2:L:202:ARG:HD3	1.99	0.62
2:L:95:GLY:C	2:L:125:LYS:HD2	2.19	0.62
2:L:236:VAL:HG23	2:L:437:VAL:HA	1.80	0.62
2:L:317:LYS:HE3	2:L:345:ILE:HG21	1.81	0.62
2:L:354:THR:HA	2:L:369:LEU:HG	1.80	0.62
1:A:1227:GLU:CG	1:E:902:ASN:ND2	2.62	0.62
1:C:403:ASP:OD2	1:C:407:LYS:NZ	2.32	0.62
1:C:446:GLU:O	1:C:447:LEU:C	2.36	0.62
1:C:465:LEU:HD12	1:C:465:LEU:O	1.98	0.62
1:C:643:ASN:HD22	1:C:665:THR:HB	1.64	0.62
1:D:235:ASN:HD21	1:D:328:ASP:HB3	1.64	0.62
1:D:254:PRO:HG2	1:D:255:ALA:N	2.10	0.62

*Continued on next page...*

*Continued from previous page...*

Atom-1	Atom-2	Interatomic distance (Å)	Clash overlap (Å)
1:E:143:GLN:C	1:E:143:GLN:HE21	2.01	0.62
1:E:1435:THR:HG23	1:E:1437:SER:H	1.63	0.62
2:G:186:LEU:HD11	2:G:200:VAL:CB	2.28	0.62
2:G:220:VAL:HG22	8:G:484:FAD:C6A	2.29	0.62
2:G:318:CYS:O	2:G:345:ILE:HD13	1.99	0.62
2:G:350:PRO:HG3	2:G:380:PRO:CG	2.28	0.62
2:H:92:GLU:OE2	2:H:202:ARG:HD3	1.99	0.62
2:I:350:PRO:CD	2:I:374:ALA:HB2	2.29	0.62
2:I:351:GLU:HB3	2:I:353:PHE:HB3	1.80	0.62
2:J:153:ILE:HD11	8:J:484:FAD:N1A	2.13	0.62
2:J:353:PHE:CE1	2:J:370:GLY:HA3	2.33	0.62
2:J:478:VAL:HG23	2:J:479:ALA:N	2.14	0.62
2:K:220:VAL:HG23	8:K:484:FAD:C6A	2.27	0.62
2:K:236:VAL:HG23	2:K:437:VAL:HA	1.80	0.62
2:K:321:ARG:HA	2:K:352:GLY:H	1.62	0.62
2:K:449:LEU:HB3	2:K:452:TRP:CE3	2.34	0.62
2:L:350:PRO:CD	2:L:374:ALA:HB2	2.30	0.62
1:A:731:SER:HA	1:A:747:SER:HB2	1.80	0.62
1:A:1374:VAL:O	1:A:1375:ILE:HG13	1.98	0.62
1:B:74:GLY:CA	1:B:172:LEU:HD13	2.30	0.62
1:B:218:THR:HG22	1:B:221:LEU:H	1.62	0.62
1:B:423:THR:OG1	1:B:540:THR:HG22	2.00	0.62
1:B:658:LEU:HD23	1:B:666:VAL:CG2	2.29	0.62
1:C:902:ASN:ND2	1:E:1227:GLU:CG	2.62	0.62
1:C:1221:PRO:CG	1:C:1229:MET:HE1	2.28	0.62
1:C:1289:MET:H	1:C:1289:MET:HE3	1.64	0.62
1:D:260:MET:O	1:D:263:LEU:N	2.31	0.62
1:D:1290:GLY:O	1:D:1291:ASP:HB3	1.99	0.62
1:E:227:MET:HE2	1:E:282:GLU:HG2	1.81	0.62
1:E:732:ARG:NH1	1:F:94:GLU:OE2	2.28	0.62
1:E:1395:TYR:CZ	1:E:1397:LEU:HD21	2.34	0.62
1:F:146:LEU:HD12	1:F:146:LEU:C	2.19	0.62
1:F:528:ASN:CB	1:F:542:LEU:HD22	2.29	0.62
1:F:1389:GLY:HA2	1:F:1459:PRO:HG2	1.81	0.62
2:G:63:ASN:HA	2:G:87:THR:HG21	1.82	0.62
2:H:92:GLU:OE2	2:H:202:ARG:HB3	2.00	0.62
2:H:197:LYS:HB3	2:H:273:LEU:HG	1.81	0.62
2:I:353:PHE:CE1	2:I:370:GLY:HA3	2.33	0.62
2:I:449:LEU:HB3	2:I:452:TRP:CE3	2.34	0.62
2:K:305:VAL:HG11	2:K:342:VAL:HG21	1.82	0.62
2:L:178:ARG:HB2	2:L:219:GLU:OE1	1.98	0.62

*Continued on next page...*

*Continued from previous page...*

Atom-1	Atom-2	Interatomic distance (Å)	Clash overlap (Å)
1:A:515:ARG:NH2	1:A:966:ILE:HB	2.13	0.62
1:A:643:ASN:HD22	1:A:665:THR:HB	1.63	0.62
1:A:782:ARG:CG	2:J:56:GLN:HE21	2.13	0.62
1:A:1417:VAL:HG12	1:A:1419:HIS:H	1.64	0.62
1:A:1435:THR:HG23	1:A:1437:SER:H	1.63	0.62
1:A:1449:ARG:NH1	1:A:1449:ARG:CB	2.14	0.62
1:C:695:ASN:O	1:C:696:TYR:C	2.37	0.62
1:C:1376:LEU:HB3	1:C:1439:PHE:CE1	2.32	0.62
1:D:266:VAL:O	1:D:279:THR:HG23	1.98	0.62
1:D:528:ASN:CB	1:D:542:LEU:HD22	2.29	0.62
1:D:643:ASN:HB3	1:D:665:THR:CG2	2.29	0.62
1:D:885:GLY:C	1:D:887:GLY:H	2.01	0.62
1:D:1131:THR:CG2	1:D:1133:GLU:HB2	2.29	0.62
1:D:1135:VAL:O	1:D:1136:VAL:C	2.33	0.62
1:E:643:ASN:HD22	1:E:665:THR:HG21	1.65	0.62
1:E:1221:PRO:HG2	1:E:1229:MET:HE1	1.81	0.62
1:F:37:ASP:OD1	1:F:37:ASP:C	2.37	0.62
1:F:152:ARG:O	1:F:156:GLU:HB2	1.99	0.62
1:F:227:MET:HE2	1:F:282:GLU:HG2	1.82	0.62
1:F:339:ARG:HG3	1:F:396:GLN:HG3	1.80	0.62
1:F:658:LEU:HD23	1:F:666:VAL:CG2	2.29	0.62
1:F:1290:GLY:O	1:F:1291:ASP:HB3	1.99	0.62
2:H:478:VAL:HG23	2:H:479:ALA:N	2.14	0.62
2:J:309:ILE:HD11	2:J:340:GLU:OE2	1.98	0.62
2:K:92:GLU:OE2	2:K:202:ARG:HB3	2.00	0.62
2:K:186:LEU:HD11	2:K:200:VAL:CB	2.28	0.62
2:L:71:LEU:C	2:L:71:LEU:HD13	2.20	0.62
1:A:891:PRO:HB3	1:A:894:PHE:CE2	2.34	0.62
1:B:1105:VAL:HA	2:G:54:PHE:CE1	2.34	0.62
1:B:1159:ASN:O	1:B:1161:VAL:N	2.32	0.62
1:B:1228:LYS:HD3	1:D:901:ASP:OD1	2.00	0.62
1:C:293:MET:HG2	1:C:410:LEU:HD23	1.82	0.62
1:C:731:SER:HA	1:C:747:SER:HB2	1.80	0.62
1:C:908:LYS:HE2	1:C:924:GLN:O	2.00	0.62
1:C:1109:HIS:ND1	1:C:1109:HIS:N	2.45	0.62
1:D:423:THR:OG1	1:D:540:THR:HG22	2.00	0.62
1:D:510:PRO:HD2	1:D:970:PRO:HB3	1.81	0.62
1:D:602:THR:O	1:D:640:THR:HG22	1.99	0.62
1:D:938:PRO:O	1:D:939:GLY:C	2.35	0.62
1:E:453:ALA:O	1:E:761:GLN:HG3	1.98	0.62
1:E:782:ARG:CB	2:L:53:PRO:HD2	2.19	0.62

*Continued on next page...*

*Continued from previous page...*

Atom-1	Atom-2	Interatomic distance (Å)	Clash overlap (Å)
1:E:1171:VAL:HG12	1:E:1171:VAL:O	2.00	0.62
1:F:296:MET:O	1:F:297:MET:C	2.33	0.62
1:F:1105:VAL:HA	2:I:54:PHE:HE1	1.64	0.62
2:G:71:LEU:HD13	2:G:71:LEU:C	2.20	0.62
2:G:134:GLN:HB3	2:G:136:TRP:CD1	2.35	0.62
2:G:350:PRO:CD	2:G:374:ALA:HB2	2.29	0.62
2:H:90:PHE:HA	2:H:203:ARG:HH21	1.64	0.62
2:I:345:ILE:H	2:I:345:ILE:CD1	2.09	0.62
2:J:77:LEU:O	2:J:127:ILE:HD11	1.98	0.62
2:K:264:TYR:HE2	2:K:307:THR:HG23	1.61	0.62
2:K:431:MET:HG2	2:K:438:PHE:CE2	2.34	0.62
1:A:47:HIS:HE1	1:A:176:SER:HB3	1.63	0.62
1:A:394:ASP:OD1	1:A:394:ASP:C	2.37	0.62
1:A:884:SER:OG	1:A:885:GLY:N	2.33	0.62
1:B:146:LEU:HD12	1:B:146:LEU:C	2.19	0.62
1:B:171:SER:OG	1:B:177:ILE:HA	2.00	0.62
1:B:351:ARG:HA	1:B:351:ARG:HE	1.64	0.62
1:B:515:ARG:NE	1:B:1367:TYR:CE1	2.68	0.62
1:B:782:ARG:NH2	2:G:51:GLY:HA2	0.72	0.62
1:B:900:GLY:HA2	1:F:1263:HIS:NE2	2.10	0.62
1:B:1389:GLY:HA2	1:B:1459:PRO:HG2	1.81	0.62
1:C:312:ASN:OD1	1:C:312:ASN:N	2.22	0.62
1:C:512:ASP:OD2	1:C:1367:TYR:OH	2.12	0.62
1:C:978:GLU:O	1:C:981:ALA:HB3	1.99	0.62
1:C:1104:MET:C	2:K:54:PHE:CZ	2.67	0.62
1:C:1395:TYR:CZ	1:C:1397:LEU:HD21	2.34	0.62
1:C:1438:ARG:HB3	2:J:375:THR:HA	1.80	0.62
1:D:518:ARG:NH2	1:D:1382:ASN:HD22	1.98	0.62
1:D:569:ILE:HD13	1:D:569:ILE:N	2.12	0.62
1:D:1230:GLN:N	1:F:877:ARG:CG	2.61	0.62
1:E:57:ASP:O	1:E:60:LYS:N	2.32	0.62
1:E:1220:ARG:HB3	1:E:1221:PRO:HD3	1.81	0.62
1:F:74:GLY:CA	1:F:172:LEU:HD13	2.30	0.62
1:F:295:LYS:HZ3	1:F:299:VAL:HG12	1.64	0.62
2:G:99:PRO:HD2	2:G:449:LEU:HD13	1.82	0.62
2:G:317:LYS:HE3	2:G:345:ILE:HG21	1.81	0.62
2:H:63:ASN:HA	2:H:87:THR:HG21	1.82	0.62
2:H:71:LEU:HD22	2:H:71:LEU:C	2.20	0.62
2:H:71:LEU:C	2:H:71:LEU:HD13	2.20	0.62
2:H:350:PRO:CD	2:H:374:ALA:HB2	2.30	0.62
2:H:418:THR:CA	2:H:424:LEU:HD21	2.28	0.62

*Continued on next page...*



*Continued from previous page...*

Atom-1	Atom-2	Interatomic distance (Å)	Clash overlap (Å)
2:I:69:LEU:O	2:I:72:THR:HG23	2.00	0.62
2:I:317:LYS:HE3	2:I:345:ILE:HG21	1.81	0.62
2:J:120:ILE:O	2:J:123:VAL:HG23	1.98	0.62
2:J:241:GLY:H	2:J:443:ILE:HG23	1.64	0.62
2:J:449:LEU:HB3	2:J:452:TRP:CE3	2.34	0.62
2:L:134:GLN:HB3	2:L:136:TRP:CD1	2.35	0.62
1:A:57:ASP:O	1:A:60:LYS:N	2.32	0.62
1:A:603:HIS:HA	1:A:640:THR:HG22	1.81	0.62
1:A:1221:PRO:HD2	1:A:1229:MET:HE1	1.79	0.62
1:A:1227:GLU:CD	1:E:902:ASN:CG	2.57	0.62
1:B:339:ARG:HG3	1:B:396:GLN:HG3	1.80	0.62
1:B:355:TYR:CD1	1:B:355:TYR:C	2.72	0.62
1:B:1105:VAL:HG23	2:G:54:PHE:HE1	1.64	0.62
1:C:491:LYS:O	1:C:492:TYR:C	2.35	0.62
1:C:520:MET:HE1	1:C:705:LEU:HB3	1.82	0.62
1:D:464:ILE:CD1	1:D:779:TYR:CZ	2.81	0.62
1:D:658:LEU:HD23	1:D:666:VAL:CG2	2.29	0.62
1:D:1112:THR:O	1:D:1114:PRO:HD3	1.99	0.62
1:E:24:ALA:CB	1:E:207:TYR:CE2	2.82	0.62
1:E:908:LYS:HE2	1:E:924:GLN:O	1.99	0.62
1:E:1222:LEU:C	1:E:1222:LEU:HD12	2.16	0.62
1:F:235:ASN:HD21	1:F:328:ASP:HB3	1.64	0.62
1:F:236:THR:HG22	1:F:328:ASP:H	1.62	0.62
1:F:260:MET:O	1:F:263:LEU:N	2.31	0.62
1:F:295:LYS:CD	1:F:390:MET:HE3	2.22	0.62
1:F:482:ASP:OD1	1:F:788:HIS:CD2	2.53	0.62
1:F:704:LEU:C	1:F:706:LYS:N	2.49	0.62
2:H:69:LEU:O	2:H:72:THR:HG23	2.00	0.62
2:H:186:LEU:HD11	2:H:200:VAL:CB	2.28	0.62
2:H:197:LYS:HD3	2:H:274:GLY:N	2.15	0.62
2:H:220:VAL:HG23	8:H:484:FAD:C6A	2.27	0.62
2:I:281:GLU:HG3	2:I:284:SER:N	2.11	0.62
2:I:305:VAL:HG11	2:I:342:VAL:HG21	1.82	0.62
2:I:321:ARG:HA	2:I:352:GLY:H	1.62	0.62
2:I:354:THR:HA	2:I:369:LEU:HG	1.80	0.62
2:J:63:ASN:HA	2:J:87:THR:HG21	1.82	0.62
2:K:197:LYS:HD3	2:K:274:GLY:N	2.15	0.62
2:L:197:LYS:HD3	2:L:274:GLY:N	2.15	0.62
2:L:259:VAL:HG21	2:L:264:TYR:CB	2.14	0.62
2:L:351:GLU:HB3	2:L:353:PHE:HB3	1.80	0.62
2:L:434:MET:HB2	2:L:437:VAL:HG12	1.82	0.62

*Continued on next page...*

*Continued from previous page...*

Atom-1	Atom-2	Interatomic distance (Å)	Clash overlap (Å)
1:A:209:GLN:HG3	1:A:210:ARG:N	2.13	0.62
1:A:1356:VAL:HG22	1:A:1374:VAL:CG2	2.30	0.62
1:B:780:ARG:NH1	2:G:50:CYS:CB	2.54	0.62
1:B:918:THR:HG22	1:B:921:TYR:N	2.13	0.62
1:B:976:SER:OG	1:B:978:GLU:HG3	2.00	0.62
1:B:1218:ASP:OD1	1:D:851:LYS:NZ	2.33	0.62
1:B:1290:GLY:O	1:B:1291:ASP:HB3	1.99	0.62
1:C:182:MET:HE3	1:C:217:PRO:HB3	1.67	0.62
1:C:426:LEU:HD11	1:C:558:MET:HG3	1.79	0.62
1:C:643:ASN:HD22	1:C:665:THR:HG21	1.65	0.62
1:D:394:ASP:OD1	1:D:394:ASP:C	2.38	0.62
1:D:479:MET:HG3	1:D:1104:MET:CE	2.30	0.62
1:E:493:ARG:NH2	1:E:786:ASP:OD1	2.32	0.62
1:E:884:SER:OG	1:E:885:GLY:N	2.33	0.62
1:F:602:THR:O	1:F:640:THR:HG22	1.99	0.62
2:G:430:LYS:HD2	2:G:460:ALA:HB2	1.82	0.62
2:I:197:LYS:HB3	2:I:273:LEU:HG	1.81	0.62
2:I:258:ILE:HA	2:I:395:VAL:HG23	1.82	0.62
2:I:478:VAL:HG23	2:I:479:ALA:N	2.14	0.62
2:K:69:LEU:O	2:K:72:THR:HG23	2.00	0.62
2:K:90:PHE:HA	2:K:203:ARG:HH21	1.64	0.62
2:K:179:TYR:HB2	2:K:181:ARG:HH12	1.64	0.62
2:K:353:PHE:CE1	2:K:370:GLY:HA3	2.33	0.62
2:L:317:LYS:CE	2:L:345:ILE:HD12	2.30	0.62
1:A:293:MET:HG2	1:A:410:LEU:HD23	1.82	0.62
1:A:295:LYS:C	1:A:295:LYS:HD3	2.19	0.62
1:A:515:ARG:HD3	1:A:1367:TYR:CE1	2.31	0.62
1:B:602:THR:O	1:B:640:THR:HG22	1.99	0.62
1:B:657:VAL:HG12	1:B:658:LEU:N	2.15	0.62
1:B:877:ARG:HD3	1:F:1230:GLN:HB2	1.82	0.62
1:C:1171:VAL:O	1:C:1171:VAL:HG12	2.00	0.62
1:C:1417:VAL:HG12	1:C:1419:HIS:H	1.64	0.62
1:D:442:MET:HE3	1:D:446:GLU:HB3	1.82	0.62
1:D:482:ASP:OD1	1:D:788:HIS:CD2	2.53	0.62
1:D:1210:THR:HG22	1:D:1211:LEU:N	2.09	0.62
1:D:1227:GLU:OE1	1:F:876:ASN:HB2	2.00	0.62
1:D:1228:LYS:HD3	1:F:901:ASP:OD1	2.00	0.62
1:F:479:MET:HG3	1:F:1104:MET:CE	2.30	0.62
1:F:1109:HIS:ND1	1:F:1109:HIS:N	2.44	0.62
2:H:241:GLY:H	2:H:443:ILE:HG23	1.64	0.62
2:I:71:LEU:C	2:I:71:LEU:HD13	2.20	0.62

*Continued on next page...*

*Continued from previous page...*

Atom-1	Atom-2	Interatomic distance (Å)	Clash overlap (Å)
2:I:99:PRO:HD2	2:I:449:LEU:HD13	1.82	0.62
2:K:120:ILE:O	2:K:123:VAL:HG23	1.98	0.62
2:K:241:GLY:H	2:K:443:ILE:HG23	1.64	0.62
2:K:350:PRO:CD	2:K:374:ALA:HB2	2.29	0.62
2:L:99:PRO:HD2	2:L:449:LEU:HD13	1.82	0.62
2:L:153:ILE:O	2:L:239:ALA:HB3	1.99	0.62
2:L:286:ASN:O	2:L:311:GLN:HB2	2.00	0.62
2:L:394:LEU:CD2	2:L:396:ILE:HD12	2.30	0.62
2:L:449:LEU:HB3	2:L:452:TRP:CE3	2.34	0.62
1:A:1171:VAL:HG12	1:A:1171:VAL:O	2.00	0.62
1:A:1438:ARG:HB3	2:L:375:THR:HA	1.80	0.62
1:B:901:ASP:OD1	1:F:1228:LYS:HD3	2.00	0.62
1:C:57:ASP:O	1:C:60:LYS:N	2.32	0.62
1:C:80:ARG:HD3	1:C:125:ARG:O	1.98	0.62
1:D:1105:VAL:HA	2:H:54:PHE:HE1	1.64	0.62
1:D:1442:GLU:OE2	2:I:374:ALA:C	2.37	0.62
1:E:403:ASP:OD2	1:E:407:LYS:NZ	2.32	0.62
1:F:227:MET:HE2	1:F:282:GLU:CG	2.29	0.62
1:F:518:ARG:NH2	1:F:1382:ASN:HD22	1.98	0.62
1:F:521:SER:OG	1:F:522:LEU:N	2.33	0.62
1:F:1131:THR:CG2	1:F:1133:GLU:OE1	2.42	0.62
2:G:349:ALA:HB3	2:G:374:ALA:HB2	1.82	0.62
2:G:415:LEU:HG	2:G:432:THR:HG21	1.82	0.62
2:H:99:PRO:HD2	2:H:449:LEU:HD13	1.82	0.62
2:H:120:ILE:O	2:H:123:VAL:HG23	1.98	0.62
2:H:318:CYS:O	2:H:345:ILE:HD13	1.99	0.62
2:I:153:ILE:O	2:I:239:ALA:HB3	1.99	0.62
2:I:286:ASN:O	2:I:311:GLN:HB2	2.00	0.62
2:I:394:LEU:CD2	2:I:396:ILE:HD12	2.30	0.62
2:J:71:LEU:HD22	2:J:71:LEU:C	2.20	0.62
2:J:267:THR:HG21	2:J:286:ASN:HD21	1.61	0.62
2:J:318:CYS:O	2:J:345:ILE:HD13	1.99	0.62
2:J:418:THR:CA	2:J:424:LEU:HD21	2.28	0.62
2:K:349:ALA:HB3	2:K:374:ALA:HB2	1.82	0.62
1:A:291:ALA:HB3	1:A:292:PRO:CD	2.27	0.61
1:A:295:LYS:HZ1	1:A:299:VAL:HG12	1.65	0.61
1:A:782:ARG:NE	2:J:53:PRO:CD	2.59	0.61
1:A:1375:ILE:C	1:A:1376:LEU:HD23	2.19	0.61
1:B:235:ASN:HD21	1:B:328:ASP:HB3	1.64	0.61
1:B:439:PRO:HG2	1:B:439:PRO:O	1.99	0.61
1:B:876:ASN:HB2	1:F:1227:GLU:OE1	2.00	0.61

*Continued on next page...*

*Continued from previous page...*

Atom-1	Atom-2	Interatomic distance (Å)	Clash overlap (Å)
1:B:957:ARG:HH11	1:B:965:LEU:HD12	1.65	0.61
1:C:970:PRO:O	1:C:970:PRO:HG2	2.00	0.61
1:C:1401:LEU:HD11	1:C:1405:ILE:HD12	1.82	0.61
1:D:171:SER:OG	1:D:177:ILE:HA	2.00	0.61
1:D:794:VAL:HG21	1:D:817:VAL:HG23	1.82	0.61
1:E:938:PRO:HG2	1:E:1041:ALA:HB1	1.81	0.61
1:F:355:TYR:C	1:F:355:TYR:CD1	2.72	0.61
1:F:510:PRO:HD2	1:F:970:PRO:HB3	1.81	0.61
1:F:657:VAL:HG12	1:F:658:LEU:N	2.15	0.61
2:G:92:GLU:OE2	2:G:202:ARG:HB3	2.00	0.61
2:G:95:GLY:C	2:G:125:LYS:HD2	2.19	0.61
2:H:134:GLN:HB3	2:H:136:TRP:CD1	2.35	0.61
2:H:179:TYR:HB2	2:H:181:ARG:HH12	1.64	0.61
2:H:305:VAL:HG11	2:H:342:VAL:HG21	1.82	0.61
2:H:317:LYS:CE	2:H:345:ILE:HD12	2.30	0.61
2:J:92:GLU:OE2	2:J:202:ARG:HB3	2.00	0.61
2:J:99:PRO:HD2	2:J:449:LEU:HD13	1.82	0.61
2:J:134:GLN:HB3	2:J:136:TRP:CD1	2.35	0.61
2:J:220:VAL:HG23	8:J:484:FAD:C6A	2.27	0.61
2:J:258:ILE:HA	2:J:395:VAL:HG23	1.82	0.61
2:K:71:LEU:C	2:K:71:LEU:HD13	2.20	0.61
2:L:69:LEU:O	2:L:72:THR:HG23	2.00	0.61
2:L:258:ILE:HA	2:L:395:VAL:HG23	1.82	0.61
1:A:24:ALA:CB	1:A:207:TYR:CE2	2.82	0.61
1:A:1227:GLU:CD	1:E:876:ASN:HB3	2.21	0.61
1:B:417:ASP:O	1:B:420:VAL:N	2.33	0.61
1:B:794:VAL:HG21	1:B:817:VAL:HG23	1.82	0.61
1:B:1227:GLU:OE1	1:D:876:ASN:HB2	2.00	0.61
1:C:423:THR:OG1	1:C:540:THR:HG22	2.00	0.61
1:D:1447:TRP:O	1:D:1451:VAL:HG23	1.98	0.61
1:E:235:ASN:C	1:E:235:ASN:ND2	2.52	0.61
1:E:443:ASP:O	1:E:444:LYS:C	2.39	0.61
1:E:531:ASN:O	1:E:532:ILE:C	2.38	0.61
1:E:782:ARG:CG	2:L:56:GLN:HE21	2.13	0.61
1:E:1062:ARG:O	1:E:1062:ARG:CG	2.43	0.61
1:F:243:TRP:HA	1:F:243:TRP:CE3	2.35	0.61
1:F:1105:VAL:HA	2:I:54:PHE:CE1	2.34	0.61
1:F:1121:ASP:OD1	1:F:1123:LYS:N	2.34	0.61
2:G:236:VAL:HG23	2:G:437:VAL:HA	1.80	0.61
2:G:434:MET:HB2	2:G:437:VAL:HG12	1.82	0.61
2:H:258:ILE:HA	2:H:395:VAL:HG23	1.82	0.61

*Continued on next page...*

*Continued from previous page...*

Atom-1	Atom-2	Interatomic distance (Å)	Clash overlap (Å)
2:I:415:LEU:HG	2:I:432:THR:HG21	1.82	0.61
2:J:71:LEU:C	2:J:71:LEU:HD13	2.20	0.61
2:J:197:LYS:HB3	2:J:273:LEU:HG	1.81	0.61
2:J:317:LYS:HE3	2:J:345:ILE:HG21	1.81	0.61
2:K:99:PRO:HD2	2:K:449:LEU:HD13	1.82	0.61
2:K:415:LEU:HG	2:K:432:THR:HG21	1.82	0.61
2:L:349:ALA:HB3	2:L:374:ALA:HB2	1.82	0.61
1:A:938:PRO:HG2	1:A:1041:ALA:HB1	1.81	0.61
1:A:1109:HIS:ND1	1:A:1109:HIS:N	2.45	0.61
1:A:1447:TRP:CD2	1:A:1451:VAL:HG22	2.33	0.61
1:B:353:MET:HG2	1:B:385:LEU:CD2	2.29	0.61
1:B:442:MET:HE3	1:B:446:GLU:HB3	1.81	0.61
1:B:1112:THR:O	1:B:1114:PRO:HD3	1.99	0.61
1:B:1221:PRO:HD2	1:B:1229:MET:CE	2.26	0.61
1:C:320:CYS:O	1:C:323:VAL:N	2.33	0.61
1:C:782:ARG:CG	2:K:56:GLN:HE21	2.13	0.61
1:C:1393:TYR:O	1:C:1394:VAL:CG2	2.44	0.61
1:D:976:SER:OG	1:D:978:GLU:HG3	2.00	0.61
1:D:1383:PHE:O	1:D:1384:ALA:HB3	2.00	0.61
1:F:279:THR:HG22	1:F:280:VAL:N	2.16	0.61
1:F:394:ASP:C	1:F:394:ASP:OD1	2.38	0.61
1:F:423:THR:OG1	1:F:540:THR:HG22	2.00	0.61
2:G:153:ILE:HG12	2:G:220:VAL:CG1	2.30	0.61
2:G:417:VAL:C	2:G:424:LEU:HD22	2.21	0.61
2:H:49:GLN:HE22	2:H:69:LEU:HG	1.65	0.61
2:H:327:MET:HB2	2:H:346:TRP:HZ2	1.65	0.61
2:H:349:ALA:HB3	2:H:374:ALA:HB2	1.82	0.61
2:I:63:ASN:HA	2:I:87:THR:HG21	1.82	0.61
2:I:181:ARG:HD3	2:I:187:VAL:HB	1.83	0.61
2:I:349:ALA:HB3	2:I:374:ALA:HB2	1.82	0.61
2:J:49:GLN:HE22	2:J:69:LEU:HG	1.65	0.61
2:J:286:ASN:O	2:J:311:GLN:HB2	2.00	0.61
2:J:305:VAL:HG11	2:J:342:VAL:HG21	1.82	0.61
2:J:394:LEU:CD2	2:J:396:ILE:HD12	2.30	0.61
2:J:417:VAL:C	2:J:424:LEU:HD22	2.21	0.61
2:K:63:ASN:HA	2:K:87:THR:HG21	1.82	0.61
2:K:71:LEU:HD22	2:K:71:LEU:C	2.20	0.61
2:K:317:LYS:HE3	2:K:345:ILE:HG21	1.81	0.61
2:K:478:VAL:HG23	2:K:479:ALA:N	2.14	0.61
1:A:423:THR:OG1	1:A:540:THR:HG22	2.00	0.61
1:B:59:VAL:HG22	1:B:105:TYR:CD2	2.33	0.61

*Continued on next page...*

*Continued from previous page...*

Atom-1	Atom-2	Interatomic distance (Å)	Clash overlap (Å)
1:B:521:SER:OG	1:B:522:LEU:N	2.33	0.61
1:C:450:ARG:O	1:C:451:GLN:C	2.37	0.61
1:C:782:ARG:HG3	2:K:52:VAL:CB	2.18	0.61
1:C:876:ASN:HB3	1:E:1227:GLU:CD	2.21	0.61
1:C:1356:VAL:HG22	1:C:1374:VAL:CG2	2.30	0.61
1:C:1395:TYR:CE2	1:C:1443:ILE:HD13	2.36	0.61
1:D:74:GLY:CA	1:D:172:LEU:HD13	2.30	0.61
1:D:119:GLU:O	1:D:120:LYS:C	2.39	0.61
1:D:296:MET:O	1:D:297:MET:C	2.33	0.61
1:D:515:ARG:NE	1:D:1367:TYR:CE1	2.68	0.61
1:D:1121:ASP:OD1	1:D:1123:LYS:N	2.33	0.61
1:D:1218:ASP:OD1	1:F:851:LYS:NZ	2.33	0.61
1:D:1401:LEU:N	1:D:1402:PRO:HD2	2.15	0.61
1:E:47:HIS:HE1	1:E:176:SER:HB3	1.63	0.61
1:E:423:THR:OG1	1:E:540:THR:HG22	2.00	0.61
1:E:446:GLU:O	1:E:447:LEU:C	2.36	0.61
1:E:511:ILE:CG2	1:E:512:ASP:N	2.59	0.61
1:E:693:MET:O	1:E:694:ALA:C	2.37	0.61
1:E:1300:LEU:HD12	1:E:1301:SER:H	1.64	0.61
1:F:885:GLY:C	1:F:887:GLY:H	2.01	0.61
1:F:957:ARG:HH11	1:F:965:LEU:HD12	1.65	0.61
1:F:1383:PHE:O	1:F:1384:ALA:HB3	2.00	0.61
2:G:132:TRP:HD1	2:G:202:ARG:HB2	1.60	0.61
2:G:165:GLU:HB3	2:G:169:LYS:HZ3	1.65	0.61
2:I:92:GLU:OE2	2:I:202:ARG:HB3	2.00	0.61
2:I:96:ARG:HH21	2:I:199:VAL:HG21	1.66	0.61
2:J:69:LEU:O	2:J:72:THR:HG23	2.00	0.61
2:J:181:ARG:HD3	2:J:187:VAL:HB	1.83	0.61
2:K:242:VAL:CG1	2:K:403:PRO:HD3	2.21	0.61
2:K:271:VAL:CG2	2:K:285:LEU:HG	2.31	0.61
2:K:383:ILE:HD12	2:K:386:SER:N	2.16	0.61
2:L:153:ILE:HG12	2:L:220:VAL:CG1	2.31	0.61
1:A:643:ASN:HD22	1:A:665:THR:HG21	1.65	0.61
1:A:1395:TYR:CE2	1:A:1443:ILE:HD13	2.36	0.61
1:A:1450:GLU:OE1	1:A:1453:LYS:NZ	2.24	0.61
1:B:450:ARG:O	1:B:452:GLN:N	2.34	0.61
1:B:482:ASP:OD1	1:B:788:HIS:CD2	2.53	0.61
1:C:45:GLY:HA2	1:C:180:LYS:HA	1.81	0.61
1:C:143:GLN:HE21	1:C:143:GLN:CA	2.14	0.61
1:C:629:THR:O	1:C:630:HIS:C	2.37	0.61
1:C:672:GLN:HG3	1:C:693:MET:HE1	1.79	0.61

*Continued on next page...*

*Continued from previous page...*

Atom-1	Atom-2	Interatomic distance (Å)	Clash overlap (Å)
1:C:780:ARG:CG	2:K:51:GLY:O	2.48	0.61
1:C:884:SER:OG	1:C:885:GLY:N	2.33	0.61
1:C:1442:GLU:HG3	2:J:374:ALA:O	2.01	0.61
1:D:146:LEU:HD12	1:D:146:LEU:C	2.19	0.61
1:D:572:THR:HG22	1:D:573:PHE:N	2.16	0.61
1:D:806:SER:OG	1:D:809:THR:N	2.31	0.61
1:D:957:ARG:HH11	1:D:965:LEU:HD12	1.65	0.61
1:E:1356:VAL:HG22	1:E:1374:VAL:CG2	2.30	0.61
1:E:1391:MET:HE1	1:E:1458:VAL:CG2	2.30	0.61
1:E:1424:LEU:HD23	1:E:1428:ILE:HG13	1.83	0.61
1:F:806:SER:OG	1:F:809:THR:N	2.31	0.61
1:F:908:LYS:HD2	1:F:921:TYR:CE1	2.36	0.61
2:G:271:VAL:HG13	2:G:281:GLU:HG2	1.83	0.61
2:H:383:ILE:HD12	2:H:386:SER:N	2.16	0.61
2:I:207:LEU:CD1	2:I:212:VAL:HG11	2.31	0.61
2:J:271:VAL:HG13	2:J:281:GLU:HG2	1.83	0.61
2:J:349:ALA:HB3	2:J:374:ALA:HB2	1.82	0.61
2:K:153:ILE:HG12	2:K:220:VAL:CG1	2.30	0.61
2:K:207:LEU:CD1	2:K:212:VAL:HG11	2.31	0.61
2:L:96:ARG:HH21	2:L:199:VAL:HG21	1.66	0.61
2:L:175:VAL:CG1	2:L:214:TYR:HA	2.23	0.61
2:L:271:VAL:HG13	2:L:281:GLU:HG2	1.83	0.61
1:A:45:GLY:HA2	1:A:180:LYS:HA	1.81	0.61
1:A:531:ASN:O	1:A:532:ILE:C	2.38	0.61
1:B:479:MET:HG3	1:B:1104:MET:CE	2.30	0.61
1:B:851:LYS:NZ	1:F:1218:ASP:OD1	2.33	0.61
1:B:1121:ASP:OD1	1:B:1123:LYS:N	2.33	0.61
1:C:351:ARG:HA	1:C:351:ARG:HE	1.66	0.61
1:E:603:HIS:HA	1:E:640:THR:HG22	1.81	0.61
1:F:1084:MET:SD	1:F:1168:LEU:HD23	2.41	0.61
2:G:69:LEU:O	2:G:72:THR:HG23	2.00	0.61
2:G:96:ARG:HH21	2:G:199:VAL:HG21	1.66	0.61
2:I:241:GLY:H	2:I:443:ILE:HG23	1.64	0.61
2:I:349:ALA:CB	2:I:350:PRO:HD3	2.31	0.61
2:I:434:MET:HB2	2:I:437:VAL:HG12	1.82	0.61
2:J:197:LYS:HD3	2:J:274:GLY:N	2.15	0.61
2:K:134:GLN:HB3	2:K:136:TRP:CD1	2.35	0.61
1:A:102:TYR:HE2	1:A:144:PHE:CE1	2.12	0.61
1:A:107:TRP:N	1:A:107:TRP:CD1	2.69	0.61
1:A:450:ARG:O	1:A:451:GLN:C	2.37	0.61
1:A:511:ILE:HG22	1:A:512:ASP:H	1.61	0.61

*Continued on next page...*

*Continued from previous page...*

Atom-1	Atom-2	Interatomic distance (Å)	Clash overlap (Å)
1:A:1114:PRO:HG3	2:J:109:VAL:O	2.01	0.61
1:B:102:TYR:CE1	1:B:144:PHE:CE1	2.89	0.61
1:B:447:LEU:HD21	1:B:674:ALA:CA	2.29	0.61
1:B:653:HIS:O	1:B:654:TYR:C	2.39	0.61
1:B:1230:GLN:HB2	1:D:877:ARG:HD3	1.82	0.61
1:E:293:MET:HG2	1:E:410:LEU:HD23	1.82	0.61
1:E:320:CYS:O	1:E:323:VAL:N	2.33	0.61
1:E:1376:LEU:HB3	1:E:1439:PHE:CE1	2.32	0.61
1:F:351:ARG:HA	1:F:351:ARG:HE	1.64	0.61
1:F:794:VAL:HG21	1:F:817:VAL:HG23	1.82	0.61
2:G:394:LEU:CD2	2:G:396:ILE:HD12	2.30	0.61
2:G:478:VAL:HG23	2:G:479:ALA:N	2.14	0.61
2:H:207:LEU:CD1	2:H:212:VAL:HG11	2.31	0.61
2:I:447:ALA:HB1	2:I:452:TRP:HE3	1.65	0.61
2:K:286:ASN:O	2:K:311:GLN:HB2	2.00	0.61
2:K:317:LYS:CE	2:K:345:ILE:HD12	2.30	0.61
2:K:383:ILE:CD1	2:K:386:SER:H	2.12	0.61
2:L:90:PHE:HA	2:L:203:ARG:HH21	1.64	0.61
2:L:92:GLU:OE2	2:L:202:ARG:HB3	2.00	0.61
2:L:220:VAL:HG22	8:L:484:FAD:C6A	2.29	0.61
2:L:430:LYS:HD2	2:L:460:ALA:HB2	1.82	0.61
2:L:478:VAL:HG23	2:L:479:ALA:N	2.14	0.61
1:A:466:HIS:ND1	1:A:678:ARG:NH1	2.46	0.61
1:A:525:ARG:C	1:A:526:LEU:HD12	2.20	0.61
1:A:565:THR:CG2	1:A:602:THR:HB	2.31	0.61
1:A:782:ARG:CB	2:J:56:GLN:NE2	2.38	0.61
1:A:876:ASN:HB3	1:C:1227:GLU:CD	2.21	0.61
1:A:970:PRO:HG2	1:A:970:PRO:O	2.00	0.61
1:A:1424:LEU:HD23	1:A:1428:ILE:HG13	1.83	0.61
1:B:249:THR:O	1:B:249:THR:HG23	1.98	0.61
1:C:107:TRP:N	1:C:107:TRP:CD1	2.69	0.61
1:C:312:ASN:HB2	1:C:411:ALA:HB1	1.83	0.61
1:C:572:THR:CG2	1:C:615:ARG:HB3	2.31	0.61
1:D:526:LEU:HD12	1:D:526:LEU:H	1.66	0.61
1:D:691:LYS:HG3	1:D:691:LYS:O	2.00	0.61
1:D:1114:PRO:HA	2:H:112:GLN:C	1.84	0.61
1:E:351:ARG:HA	1:E:351:ARG:HE	1.66	0.61
1:E:1076:GLY:CA	1:E:1145:GLU:HG2	2.29	0.61
1:F:447:LEU:HD12	1:F:447:LEU:C	2.21	0.61
1:F:782:ARG:N	2:I:52:VAL:CB	2.64	0.61
1:F:1159:ASN:O	1:F:1161:VAL:N	2.32	0.61

*Continued on next page...*



*Continued from previous page...*

Atom-1	Atom-2	Interatomic distance (Å)	Clash overlap (Å)
2:G:197:LYS:HD3	2:G:274:GLY:N	2.15	0.61
2:H:220:VAL:HG22	8:H:484:FAD:C6A	2.29	0.61
2:H:286:ASN:O	2:H:311:GLN:HB2	2.00	0.61
2:H:302:MET:HE3	2:H:334:VAL:HA	1.83	0.61
2:H:317:LYS:HE3	2:H:345:ILE:HG21	1.81	0.61
2:H:349:ALA:CB	2:H:350:PRO:HD3	2.31	0.61
2:H:383:ILE:CD1	2:H:386:SER:H	2.12	0.61
2:I:49:GLN:HE22	2:I:69:LEU:HG	1.65	0.61
2:I:71:LEU:HD22	2:I:71:LEU:C	2.20	0.61
2:I:134:GLN:HB3	2:I:136:TRP:CD1	2.35	0.61
2:I:417:VAL:C	2:I:424:LEU:HD22	2.21	0.61
2:J:317:LYS:CE	2:J:345:ILE:HD12	2.30	0.61
2:J:350:PRO:HG3	2:J:380:PRO:CB	2.31	0.61
2:K:174:HIS:HE1	2:K:215:HIS:CB	2.14	0.61
2:K:258:ILE:HA	2:K:395:VAL:HG23	1.82	0.61
2:L:71:LEU:HD22	2:L:71:LEU:C	2.20	0.61
2:L:345:ILE:H	2:L:345:ILE:CD1	2.09	0.61
2:L:349:ALA:CB	2:L:350:PRO:HD3	2.31	0.61
2:L:417:VAL:C	2:L:424:LEU:HD22	2.21	0.61
1:B:908:LYS:HD2	1:B:921:TYR:CE1	2.36	0.61
1:C:355:TYR:CD1	1:C:355:TYR:O	2.54	0.61
1:C:394:ASP:OD1	1:C:394:ASP:C	2.37	0.61
1:C:1311:THR:CG2	1:C:1312:SER:H	2.14	0.61
1:D:249:THR:HG23	1:D:249:THR:O	1.98	0.61
1:D:447:LEU:HD12	1:D:447:LEU:C	2.22	0.61
1:D:625:GLY:O	1:D:626:ALA:C	2.39	0.61
1:D:781:PHE:O	2:H:52:VAL:HB	1.92	0.61
1:E:780:ARG:NH1	2:L:50:CYS:CB	2.56	0.61
1:E:1348:VAL:O	1:E:1348:VAL:HG13	1.99	0.61
1:F:976:SER:OG	1:F:978:GLU:HG3	2.00	0.61
2:G:350:PRO:HG3	2:G:380:PRO:CB	2.31	0.61
2:H:153:ILE:HG12	2:H:220:VAL:CG1	2.31	0.61
2:H:174:HIS:HE1	2:H:215:HIS:CB	2.14	0.61
2:H:181:ARG:HD3	2:H:187:VAL:HB	1.83	0.61
2:H:271:VAL:HG13	2:H:281:GLU:HG2	1.83	0.61
2:H:350:PRO:HG3	2:H:380:PRO:CB	2.31	0.61
2:I:90:PHE:HA	2:I:203:ARG:HH21	1.64	0.61
2:I:153:ILE:HG12	2:I:220:VAL:CG1	2.30	0.61
2:I:415:LEU:HD22	2:I:416:LYS:O	2.01	0.61
2:J:174:HIS:HE1	2:J:215:HIS:CB	2.14	0.61
2:K:47:CYS:HB2	2:K:69:LEU:HD21	1.83	0.61

*Continued on next page...*

*Continued from previous page...*

Atom-1	Atom-2	Interatomic distance (Å)	Clash overlap (Å)
2:K:349:ALA:CB	2:K:350:PRO:HD3	2.31	0.61
2:L:181:ARG:HD3	2:L:187:VAL:HB	1.83	0.61
2:L:383:ILE:CD1	2:L:386:SER:H	2.12	0.61
2:L:416:LYS:HG3	2:L:433:ASN:HD22	1.66	0.61
2:L:447:ALA:HB1	2:L:452:TRP:HE3	1.65	0.61
1:A:320:CYS:O	1:A:323:VAL:N	2.33	0.61
1:A:446:GLU:O	1:A:447:LEU:C	2.36	0.61
1:A:908:LYS:HE2	1:A:924:GLN:O	2.00	0.61
1:A:1090:PHE:CD1	1:A:1090:PHE:N	2.69	0.61
1:B:499:PHE:HE1	1:B:742:MET:CE	2.14	0.61
1:B:1169:HIS:ND1	1:B:1169:HIS:N	2.49	0.61
1:B:1401:LEU:N	1:B:1402:PRO:HD2	2.16	0.61
1:C:443:ASP:O	1:C:444:LYS:C	2.39	0.61
1:C:499:PHE:HE2	1:C:742:MET:HE1	1.65	0.61
1:C:531:ASN:O	1:C:532:ILE:C	2.38	0.61
1:C:902:ASN:CA	1:E:1227:GLU:HG2	2.23	0.61
1:C:1221:PRO:HG2	1:C:1229:MET:HE1	1.81	0.61
1:D:780:ARG:NH1	2:H:50:CYS:CB	2.54	0.61
1:D:1230:GLN:HB2	1:F:877:ARG:HD3	1.82	0.61
1:E:704:LEU:C	1:E:706:LYS:N	2.54	0.61
1:F:102:TYR:CE1	1:F:144:PHE:CE1	2.89	0.61
1:F:572:THR:HG22	1:F:573:PHE:N	2.16	0.61
2:G:71:LEU:HD22	2:G:71:LEU:C	2.20	0.61
2:H:417:VAL:C	2:H:424:LEU:HD22	2.21	0.61
2:I:271:VAL:HG13	2:I:281:GLU:HG2	1.83	0.61
2:J:90:PHE:HA	2:J:203:ARG:HH21	1.64	0.61
2:J:336:HIS:O	2:J:340:GLU:HG2	2.01	0.61
2:J:415:LEU:HD22	2:J:416:LYS:O	2.01	0.61
2:L:63:ASN:HA	2:L:87:THR:HG21	1.82	0.61
2:L:321:ARG:HA	2:L:352:GLY:H	1.63	0.61
1:A:355:TYR:CD1	1:A:355:TYR:O	2.54	0.60
1:A:403:ASP:CG	1:A:407:LYS:NZ	2.54	0.60
1:A:782:ARG:HG3	2:J:52:VAL:CB	2.18	0.60
1:A:1348:VAL:O	1:A:1348:VAL:HG13	1.99	0.60
1:B:119:GLU:O	1:B:120:LYS:C	2.39	0.60
1:B:1009:ILE:O	1:B:1010:ALA:C	2.37	0.60
1:B:1230:GLN:N	1:D:877:ARG:CG	2.61	0.60
1:C:355:TYR:C	1:C:355:TYR:HD1	2.03	0.60
1:C:565:THR:CG2	1:C:602:THR:HB	2.31	0.60
1:D:243:TRP:CE3	1:D:243:TRP:HA	2.35	0.60
1:D:417:ASP:O	1:D:420:VAL:N	2.33	0.60

*Continued on next page...*

*Continued from previous page...*

Atom-1	Atom-2	Interatomic distance (Å)	Clash overlap (Å)
1:E:249:THR:CG2	1:E:250:ARG:HG2	2.31	0.60
1:E:295:LYS:HD3	1:E:295:LYS:O	2.00	0.60
1:E:732:ARG:H	1:E:747:SER:HB3	1.65	0.60
1:E:1375:ILE:C	1:E:1376:LEU:HD23	2.19	0.60
1:F:1131:THR:HG21	1:F:1133:GLU:HB2	1.83	0.60
1:F:1169:HIS:ND1	1:F:1169:HIS:N	2.49	0.60
2:G:258:ILE:HA	2:G:395:VAL:HG23	1.82	0.60
2:G:302:MET:HE3	2:G:334:VAL:HA	1.83	0.60
2:G:471:LYS:HA	2:G:471:LYS:CE	2.23	0.60
2:H:271:VAL:CG2	2:H:285:LEU:HG	2.31	0.60
2:I:165:GLU:HB3	2:I:169:LYS:HZ3	1.65	0.60
2:I:175:VAL:CG1	2:I:214:TYR:HA	2.23	0.60
2:I:197:LYS:HD3	2:I:274:GLY:N	2.15	0.60
2:J:153:ILE:HG12	2:J:220:VAL:CG1	2.30	0.60
2:J:220:VAL:HG22	8:J:484:FAD:C6A	2.29	0.60
2:J:383:ILE:HD12	2:J:386:SER:N	2.16	0.60
2:K:46:ARG:CZ	2:K:118:VAL:HA	2.32	0.60
2:K:96:ARG:HH21	2:K:199:VAL:HG21	1.66	0.60
2:K:336:HIS:O	2:K:340:GLU:HG2	2.01	0.60
2:L:305:VAL:HG11	2:L:342:VAL:HG21	1.82	0.60
1:A:364:ILE:CD1	1:A:374:ILE:HD11	2.30	0.60
1:A:746:ILE:C	1:A:747:SER:O	2.35	0.60
1:A:780:ARG:CG	2:J:51:GLY:O	2.48	0.60
1:A:842:GLU:HB3	1:A:1156:ARG:HD3	1.84	0.60
1:B:142:GLU:CD	1:B:142:GLU:H	2.05	0.60
1:B:312:ASN:HB2	1:B:411:ALA:HB1	1.83	0.60
1:B:394:ASP:OD1	1:B:394:ASP:C	2.38	0.60
1:B:989:GLN:O	1:B:1245:ARG:HD3	2.01	0.60
1:B:1210:THR:HG22	1:B:1211:LEU:N	2.09	0.60
1:B:1212:ASP:CG	1:B:1243:GLY:H	2.04	0.60
1:C:531:ASN:HB3	1:C:534:ASP:HB2	1.83	0.60
1:C:781:PHE:CE2	2:K:57:VAL:CG2	2.82	0.60
1:C:1391:MET:HE1	1:C:1458:VAL:CG2	2.31	0.60
1:D:142:GLU:CD	1:D:142:GLU:H	2.05	0.60
1:D:227:MET:HE2	1:D:282:GLU:HG2	1.83	0.60
1:D:227:MET:HE2	1:D:282:GLU:CG	2.31	0.60
1:D:908:LYS:HD2	1:D:921:TYR:CE1	2.36	0.60
1:E:259:HIS:O	1:E:260:MET:C	2.39	0.60
1:E:531:ASN:HB3	1:E:534:ASP:HB2	1.83	0.60
1:E:734:LEU:HD12	1:E:734:LEU:C	2.21	0.60
1:E:1311:THR:CG2	1:E:1312:SER:H	2.14	0.60

*Continued on next page...*

*Continued from previous page...*

Atom-1	Atom-2	Interatomic distance (Å)	Clash overlap (Å)
1:E:1442:GLU:HG3	2:K:374:ALA:O	2.01	0.60
1:F:142:GLU:CD	1:F:142:GLU:H	2.05	0.60
1:F:171:SER:OG	1:F:177:ILE:HA	2.00	0.60
1:F:515:ARG:NE	1:F:1367:TYR:CE1	2.68	0.60
2:G:317:LYS:CE	2:G:345:ILE:HD12	2.30	0.60
2:G:383:ILE:HD12	2:G:386:SER:N	2.16	0.60
2:I:186:LEU:HD11	2:I:200:VAL:CB	2.28	0.60
2:J:439:ALA:HB1	2:J:443:ILE:CD1	2.32	0.60
2:K:271:VAL:HG13	2:K:281:GLU:HG2	1.83	0.60
2:K:350:PRO:HG3	2:K:380:PRO:CB	2.31	0.60
2:L:350:PRO:HG3	2:L:380:PRO:CB	2.31	0.60
1:A:295:LYS:HD3	1:A:295:LYS:O	2.00	0.60
1:A:547:SER:C	1:A:549:VAL:H	2.05	0.60
1:A:1227:GLU:OE2	1:E:902:ASN:CG	2.40	0.60
1:A:1311:THR:CG2	1:A:1312:SER:H	2.14	0.60
1:B:52:GLN:HE22	1:B:71:LEU:N	1.96	0.60
1:B:782:ARG:O	2:G:57:VAL:HG23	1.70	0.60
1:C:208:HIS:CD2	1:C:208:HIS:C	2.74	0.60
1:C:403:ASP:CG	1:C:407:LYS:NZ	2.54	0.60
1:D:450:ARG:O	1:D:452:GLN:N	2.34	0.60
1:D:782:ARG:N	2:H:52:VAL:CB	2.64	0.60
1:D:1084:MET:SD	1:D:1168:LEU:HD23	2.41	0.60
1:D:1212:ASP:CG	1:D:1243:GLY:H	2.04	0.60
1:E:295:LYS:HE2	1:E:299:VAL:CG1	2.31	0.60
1:E:603:HIS:CA	1:E:640:THR:HG22	2.32	0.60
1:E:970:PRO:HG2	1:E:970:PRO:O	2.00	0.60
1:E:1090:PHE:CD1	1:E:1090:PHE:N	2.69	0.60
1:E:1114:PRO:HG3	2:L:109:VAL:O	2.01	0.60
1:F:417:ASP:O	1:F:420:VAL:N	2.33	0.60
1:F:450:ARG:O	1:F:452:GLN:N	2.34	0.60
2:G:181:ARG:HD3	2:G:187:VAL:HB	1.83	0.60
2:G:197:LYS:HD3	2:G:274:GLY:H	1.67	0.60
2:G:383:ILE:CD1	2:G:386:SER:H	2.12	0.60
2:H:96:ARG:HH21	2:H:199:VAL:HG21	1.66	0.60
2:H:336:HIS:O	2:H:340:GLU:HG2	2.01	0.60
2:H:434:MET:HB2	2:H:437:VAL:HG12	1.82	0.60
2:I:46:ARG:CZ	2:I:118:VAL:HA	2.32	0.60
2:I:361:GLY:O	2:I:362:VAL:HB	2.01	0.60
2:K:181:ARG:HD3	2:K:187:VAL:HB	1.83	0.60
2:K:197:LYS:HD3	2:K:274:GLY:H	1.67	0.60
1:A:260:MET:O	1:A:263:LEU:HB2	2.02	0.60

*Continued on next page...*

*Continued from previous page...*

Atom-1	Atom-2	Interatomic distance (Å)	Clash overlap (Å)
1:A:351:ARG:HA	1:A:351:ARG:HE	1.65	0.60
1:A:493:ARG:NH2	1:A:786:ASP:OD1	2.32	0.60
1:A:629:THR:O	1:A:630:HIS:C	2.37	0.60
1:A:731:SER:O	1:A:735:VAL:HG23	2.02	0.60
1:B:243:TRP:HA	1:B:243:TRP:CE3	2.35	0.60
1:B:397:SER:HB2	1:B:399:LYS:HG3	1.84	0.60
1:B:464:ILE:CD1	1:B:779:TYR:CZ	2.81	0.60
1:B:518:ARG:NH2	1:B:1382:ASN:HD22	1.98	0.60
1:B:625:GLY:O	1:B:626:ALA:C	2.39	0.60
1:B:930:ILE:HD13	1:B:983:LEU:HD13	1.83	0.60
1:C:603:HIS:CA	1:C:640:THR:HG22	2.32	0.60
1:C:743:VAL:CG1	1:C:745:ARG:HG3	2.32	0.60
1:C:902:ASN:CG	1:E:1227:GLU:OE2	2.40	0.60
1:C:1114:PRO:HG3	2:K:109:VAL:O	2.01	0.60
1:D:102:TYR:CE1	1:D:144:PHE:CE1	2.89	0.60
1:D:225:PHE:HB3	1:D:278:ASP:OD2	2.02	0.60
1:D:312:ASN:HB2	1:D:411:ALA:HB1	1.83	0.60
1:D:499:PHE:HE1	1:D:742:MET:CE	2.14	0.60
1:D:521:SER:OG	1:D:522:LEU:N	2.33	0.60
1:D:594:GLU:OE1	1:D:598:ARG:NH2	2.34	0.60
1:E:45:GLY:HA2	1:E:180:LYS:HA	1.81	0.60
1:E:260:MET:O	1:E:263:LEU:HB2	2.02	0.60
1:E:761:GLN:O	1:E:764:THR:HB	2.02	0.60
1:E:781:PHE:CE2	2:L:57:VAL:HG11	2.37	0.60
1:E:1395:TYR:CE2	1:E:1443:ILE:HD13	2.36	0.60
1:F:670:LEU:HD22	1:F:670:LEU:O	2.01	0.60
2:G:90:PHE:HA	2:G:203:ARG:HH21	1.64	0.60
2:G:167:ARG:HH21	2:G:170:GLY:HA2	1.67	0.60
2:G:207:LEU:CD1	2:G:212:VAL:HG11	2.31	0.60
2:I:271:VAL:CG2	2:I:285:LEU:HG	2.31	0.60
2:I:317:LYS:CE	2:I:345:ILE:HD12	2.30	0.60
2:I:336:HIS:O	2:I:340:GLU:HG2	2.01	0.60
2:J:46:ARG:CZ	2:J:118:VAL:HA	2.32	0.60
2:J:96:ARG:HH21	2:J:199:VAL:HG21	1.66	0.60
2:J:291:HIS:HE1	2:J:317:LYS:HB3	1.67	0.60
2:J:415:LEU:HG	2:J:432:THR:HG21	1.82	0.60
2:K:394:LEU:CD2	2:K:396:ILE:HD12	2.30	0.60
2:L:174:HIS:HE1	2:L:215:HIS:CB	2.14	0.60
1:A:572:THR:CG2	1:A:615:ARG:HB3	2.31	0.60
1:A:902:ASN:ND2	1:C:1227:GLU:CG	2.62	0.60
1:A:982:GLN:NE2	1:A:1240:ARG:HD2	2.16	0.60

*Continued on next page...*

*Continued from previous page...*

Atom-1	Atom-2	Interatomic distance (Å)	Clash overlap (Å)
1:A:1432:VAL:HG22	1:A:1440:ALA:HB3	1.83	0.60
1:B:446:GLU:O	1:B:447:LEU:C	2.40	0.60
1:C:364:ILE:CD1	1:C:374:ILE:HD11	2.30	0.60
1:C:377:THR:HG22	1:C:378:GLN:HG3	1.84	0.60
1:C:704:LEU:C	1:C:706:LYS:N	2.54	0.60
1:C:1090:PHE:N	1:C:1090:PHE:CD1	2.69	0.60
1:D:120:LYS:HE2	1:D:120:LYS:CA	2.31	0.60
1:D:183:PHE:CE1	1:D:188:LEU:HA	2.37	0.60
1:D:857:GLY:O	4:D:2474:FMN:C4A	2.50	0.60
1:D:1131:THR:CG2	1:D:1133:GLU:OE1	2.42	0.60
1:E:355:TYR:CD1	1:E:355:TYR:O	2.54	0.60
1:E:780:ARG:CG	2:L:51:GLY:O	2.48	0.60
1:E:1170:GLN:OE1	1:E:1183:LEU:HB2	2.01	0.60
1:F:24:ALA:O	1:F:26:LYS:N	2.34	0.60
2:G:416:LYS:HG3	2:G:433:ASN:HD22	1.66	0.60
2:H:197:LYS:HD3	2:H:274:GLY:H	1.67	0.60
2:H:394:LEU:CD2	2:H:396:ILE:HD12	2.30	0.60
2:I:47:CYS:HB2	2:I:69:LEU:HD21	1.83	0.60
2:I:416:LYS:HG3	2:I:433:ASN:HD22	1.66	0.60
2:J:267:THR:O	2:J:271:VAL:HG22	2.01	0.60
2:K:417:VAL:C	2:K:424:LEU:HD22	2.21	0.60
2:L:207:LEU:CD1	2:L:212:VAL:HG11	2.31	0.60
2:L:283:GLY:O	2:L:284:SER:HB3	2.01	0.60
1:A:316:LEU:O	1:A:319:TYR:HB3	2.02	0.60
1:A:377:THR:HG22	1:A:378:GLN:HG3	1.84	0.60
1:A:575:VAL:HG13	1:A:759:LEU:HD22	1.84	0.60
1:A:731:SER:N	1:A:748:GLY:H	2.00	0.60
1:B:279:THR:HG22	1:B:280:VAL:N	2.16	0.60
1:B:570:ASP:O	1:B:588:ARG:NH2	2.34	0.60
1:B:572:THR:HG22	1:B:573:PHE:N	2.16	0.60
1:B:1105:VAL:HA	2:G:54:PHE:HE1	1.64	0.60
1:C:652:THR:HG21	1:C:703:GLY:HA3	1.84	0.60
1:C:731:SER:O	1:C:735:VAL:HG23	2.02	0.60
1:C:950:THR:HG23	1:C:951:GLU:H	1.66	0.60
1:C:1221:PRO:CD	1:C:1229:MET:HE1	2.32	0.60
1:C:1424:LEU:HD23	1:C:1428:ILE:HG13	1.83	0.60
1:D:782:ARG:NE	2:H:53:PRO:HD3	2.17	0.60
1:D:913:GLY:CA	1:D:1349:ARG:HD3	2.27	0.60
1:D:918:THR:HG22	1:D:921:TYR:N	2.13	0.60
1:E:107:TRP:N	1:E:107:TRP:CD1	2.69	0.60
1:E:377:THR:HG22	1:E:378:GLN:HG3	1.84	0.60

*Continued on next page...*

*Continued from previous page...*

Atom-1	Atom-2	Interatomic distance (Å)	Clash overlap (Å)
1:E:731:SER:N	1:E:748:GLY:H	2.00	0.60
1:E:842:GLU:HB3	1:E:1156:ARG:HD3	1.84	0.60
1:E:1438:ARG:NE	2:K:376:GLY:O	2.35	0.60
1:F:499:PHE:HE1	1:F:742:MET:CE	2.14	0.60
2:G:174:HIS:HE1	2:G:215:HIS:CB	2.14	0.60
2:G:295:LEU:CD2	2:G:319:LEU:HD13	2.32	0.60
2:G:336:HIS:O	2:G:340:GLU:HG2	2.01	0.60
2:H:415:LEU:HD22	2:H:416:LYS:O	2.01	0.60
2:I:256:GLY:O	2:I:257:ASN:HB2	2.01	0.60
2:I:291:HIS:HE1	2:I:317:LYS:HB3	1.67	0.60
2:I:430:LYS:HD2	2:I:460:ALA:HB2	1.82	0.60
2:J:47:CYS:HB2	2:J:69:LEU:HD21	1.83	0.60
2:J:197:LYS:HD3	2:J:274:GLY:H	1.67	0.60
2:K:49:GLN:HE22	2:K:69:LEU:HG	1.65	0.60
2:L:47:CYS:HB2	2:L:69:LEU:HD21	1.83	0.60
2:L:415:LEU:HD22	2:L:416:LYS:O	2.01	0.60
1:A:312:ASN:HB2	1:A:411:ALA:HB1	1.83	0.60
1:A:843:VAL:CG1	1:A:844:GLU:N	2.59	0.60
1:A:1401:LEU:HD11	1:A:1405:ILE:HD12	1.82	0.60
1:B:193:PRO:O	1:B:194:ASP:C	2.40	0.60
1:B:572:THR:HG23	1:B:573:PHE:N	2.16	0.60
1:C:295:LYS:HE2	1:C:299:VAL:CG1	2.31	0.60
1:C:731:SER:N	1:C:748:GLY:H	2.00	0.60
1:D:353:MET:HE2	1:D:366:GLY:O	2.02	0.60
1:D:1131:THR:HG21	1:D:1133:GLU:HB2	1.83	0.60
1:E:316:LEU:O	1:E:319:TYR:HB3	2.02	0.60
1:E:525:ARG:C	1:E:526:LEU:HD12	2.21	0.60
1:E:565:THR:CG2	1:E:602:THR:HB	2.31	0.60
1:F:113:ASN:ND2	1:F:113:ASN:C	2.49	0.60
1:F:780:ARG:NH1	2:I:50:CYS:CB	2.54	0.60
1:F:930:ILE:HD13	1:F:983:LEU:HD13	1.83	0.60
1:F:1401:LEU:N	1:F:1402:PRO:HD2	2.16	0.60
2:I:439:ALA:HB1	2:I:443:ILE:CD1	2.32	0.60
2:J:327:MET:HB2	2:J:346:TRP:HZ2	1.65	0.60
1:A:259:HIS:O	1:A:260:MET:C	2.39	0.60
1:A:443:ASP:O	1:A:444:LYS:C	2.39	0.60
1:A:734:LEU:HD12	1:A:734:LEU:C	2.21	0.60
1:A:902:ASN:CG	1:C:1227:GLU:OE2	2.40	0.60
1:A:1227:GLU:HG2	1:E:902:ASN:CA	2.23	0.60
1:B:120:LYS:HE2	1:B:120:LYS:CA	2.31	0.60
1:C:208:HIS:CE1	1:C:223:GLN:CD	2.75	0.60

*Continued on next page...*

*Continued from previous page...*

Atom-1	Atom-2	Interatomic distance (Å)	Clash overlap (Å)
1:C:260:MET:O	1:C:263:LEU:HB2	2.02	0.60
1:C:547:SER:C	1:C:549:VAL:H	2.05	0.60
1:C:876:ASN:HB3	1:E:1227:GLU:OE2	2.02	0.60
1:C:1315:LEU:HB3	1:C:1320:ASN:HD22	1.67	0.60
1:C:1348:VAL:O	1:C:1348:VAL:HG13	1.99	0.60
1:D:24:ALA:O	1:D:26:LYS:N	2.34	0.60
1:D:390:MET:HG3	1:D:406:LEU:HD23	1.84	0.60
1:D:447:LEU:HD21	1:D:674:ALA:CA	2.29	0.60
1:E:208:HIS:CE1	1:E:223:GLN:CD	2.75	0.60
1:E:515:ARG:NE	1:E:1367:TYR:HE1	1.99	0.60
1:E:1401:LEU:HD11	1:E:1405:ILE:HD12	1.82	0.60
1:F:266:VAL:O	1:F:279:THR:HG21	2.01	0.60
1:F:625:GLY:O	1:F:626:ALA:C	2.39	0.60
1:F:653:HIS:O	1:F:654:TYR:C	2.39	0.60
1:F:1212:ASP:CG	1:F:1243:GLY:H	2.04	0.60
2:G:203:ARG:HB3	2:G:203:ARG:NH1	2.17	0.60
2:H:267:THR:O	2:H:271:VAL:HG22	2.01	0.60
2:H:302:MET:HG3	2:H:333:GLU:CD	2.22	0.60
2:I:267:THR:O	2:I:271:VAL:HG22	2.01	0.60
2:I:302:MET:HG3	2:I:333:GLU:CD	2.22	0.60
2:J:202:ARG:HH21	2:J:206:LEU:HD11	1.67	0.60
2:J:226:LEU:HD21	2:J:434:MET:SD	2.42	0.60
2:J:271:VAL:CG2	2:J:285:LEU:HG	2.31	0.60
2:K:302:MET:HG3	2:K:333:GLU:CD	2.22	0.60
2:K:416:LYS:HG3	2:K:433:ASN:HD22	1.66	0.60
2:L:46:ARG:CZ	2:L:118:VAL:HA	2.32	0.60
2:L:167:ARG:HH21	2:L:170:GLY:HA2	1.67	0.60
2:L:291:HIS:HE1	2:L:317:LYS:HB3	1.67	0.60
1:A:208:HIS:CE1	1:A:223:GLN:CD	2.75	0.60
1:A:295:LYS:HE2	1:A:299:VAL:CG1	2.31	0.60
1:A:652:THR:HG21	1:A:703:GLY:HA3	1.84	0.60
1:B:322:SER:O	1:B:528:ASN:ND2	2.35	0.60
1:B:1084:MET:SD	1:B:1168:LEU:HD23	2.41	0.60
1:B:1131:THR:HG21	1:B:1133:GLU:HB2	1.83	0.60
1:C:1438:ARG:NE	2:J:376:GLY:O	2.35	0.60
1:D:312:ASN:OD1	1:D:312:ASN:N	2.25	0.60
1:D:322:SER:O	1:D:528:ASN:ND2	2.35	0.60
1:D:490:ASP:CG	1:D:787:ARG:HH21	2.06	0.60
1:D:508:ASN:HB2	1:D:509:PRO:HD2	1.84	0.60
1:D:1009:ILE:O	1:D:1010:ALA:C	2.37	0.60
1:E:189:THR:CG2	1:E:190:THR:N	2.63	0.60

*Continued on next page...*



*Continued from previous page...*

Atom-1	Atom-2	Interatomic distance (Å)	Clash overlap (Å)
1:E:253:HIS:CE1	1:E:254:PRO:CG	2.85	0.60
1:E:572:THR:CG2	1:E:615:ARG:HB3	2.31	0.60
1:E:575:VAL:HG13	1:E:759:LEU:HD22	1.84	0.60
1:F:397:SER:HB2	1:F:399:LYS:HG3	1.84	0.60
2:G:283:GLY:O	2:G:284:SER:HB3	2.02	0.60
2:G:286:ASN:O	2:G:311:GLN:HB2	2.00	0.60
2:H:68:TRP:CE3	2:H:84:SER:HB3	2.37	0.60
2:H:257:ASN:HD22	2:H:364:ALA:HB3	1.67	0.60
2:H:439:ALA:HB1	2:H:443:ILE:CD1	2.31	0.60
2:I:68:TRP:CE3	2:I:84:SER:HB3	2.37	0.60
2:J:207:LEU:O	2:J:210:ALA:HB3	2.02	0.60
2:J:207:LEU:CD1	2:J:212:VAL:HG11	2.31	0.60
2:K:295:LEU:CD2	2:K:319:LEU:HD13	2.32	0.60
2:K:415:LEU:HD22	2:K:416:LYS:O	2.01	0.60
2:K:434:MET:HB2	2:K:437:VAL:HG12	1.82	0.60
2:L:256:GLY:O	2:L:257:ASN:HB2	2.01	0.60
2:L:267:THR:O	2:L:271:VAL:HG22	2.01	0.60
1:A:208:HIS:CD2	1:A:208:HIS:C	2.74	0.60
1:A:479:MET:HG3	1:A:1104:MET:SD	2.42	0.60
1:A:531:ASN:HB3	1:A:534:ASP:HB2	1.83	0.60
1:A:732:ARG:NH1	1:B:94:GLU:OE2	2.28	0.60
1:A:743:VAL:CG1	1:A:745:ARG:HG3	2.31	0.60
1:A:781:PHE:CE2	2:J:57:VAL:HG11	2.37	0.60
1:B:508:ASN:HB2	1:B:509:PRO:HD2	1.84	0.60
1:B:1383:PHE:O	1:B:1384:ALA:HB3	2.00	0.60
1:C:227:MET:HE2	1:C:282:GLU:CG	2.31	0.60
1:C:1076:GLY:CA	1:C:1145:GLU:HG2	2.29	0.60
1:C:1131:THR:HB	1:C:1134:LYS:CG	2.32	0.60
1:D:447:LEU:CD1	1:D:451:GLN:CG	2.80	0.60
1:D:653:HIS:O	1:D:654:TYR:C	2.39	0.60
1:D:930:ILE:HD13	1:D:983:LEU:HD13	1.84	0.60
1:E:369:THR:HG23	1:E:370:GLY:N	2.17	0.60
1:E:394:ASP:OD1	1:E:394:ASP:C	2.37	0.60
1:E:1008:THR:HG22	1:E:1009:ILE:H	1.64	0.60
1:E:1374:VAL:O	1:E:1375:ILE:HG12	2.01	0.60
1:F:183:PHE:CE1	1:F:188:LEU:HA	2.37	0.60
1:F:1105:VAL:HG23	2:I:54:PHE:HE1	1.64	0.60
2:H:202:ARG:HH21	2:H:206:LEU:HD11	1.67	0.60
2:I:202:ARG:HH21	2:I:206:LEU:HD11	1.67	0.60
2:I:207:LEU:O	2:I:210:ALA:HB3	2.02	0.60
2:I:350:PRO:HG3	2:I:380:PRO:CB	2.31	0.60

*Continued on next page...*

*Continued from previous page...*

Atom-1	Atom-2	Interatomic distance (Å)	Clash overlap (Å)
2:J:166:LEU:CD2	2:J:461:ALA:HB1	2.31	0.60
2:J:302:MET:HE3	2:J:334:VAL:HA	1.83	0.60
2:J:349:ALA:CB	2:J:350:PRO:HD3	2.31	0.60
2:J:434:MET:HB2	2:J:437:VAL:HG12	1.82	0.60
2:K:257:ASN:HD22	2:K:364:ALA:HB3	1.67	0.60
2:K:283:GLY:O	2:K:284:SER:HB3	2.02	0.60
2:L:203:ARG:HB3	2:L:203:ARG:NH1	2.17	0.60
1:A:876:ASN:HB3	1:C:1227:GLU:OE2	2.02	0.59
1:A:1412:PHE:N	1:A:1412:PHE:CD1	2.70	0.59
1:B:149:TYR:CD2	1:B:286:ARG:HG3	2.37	0.59
1:B:670:LEU:HD22	1:B:670:LEU:O	2.01	0.59
1:B:1263:HIS:NE2	1:D:900:GLY:HA2	2.10	0.59
1:C:182:MET:CE	1:C:217:PRO:HB3	2.27	0.59
1:C:607:THR:HB	1:C:645:ARG:HB2	1.84	0.59
1:C:732:ARG:NH1	1:D:94:GLU:OE2	2.28	0.59
1:C:734:LEU:HD12	1:C:734:LEU:C	2.21	0.59
1:C:1170:GLN:OE1	1:C:1183:LEU:HB2	2.01	0.59
1:D:279:THR:HG22	1:D:280:VAL:N	2.16	0.59
1:D:1052:VAL:O	1:D:1053:HIS:C	2.38	0.59
1:D:1336:LEU:HB3	1:D:1355:VAL:HG13	1.84	0.59
1:E:208:HIS:CD2	1:E:208:HIS:C	2.74	0.59
1:E:364:ILE:CD1	1:E:374:ILE:HD11	2.30	0.59
1:E:731:SER:O	1:E:735:VAL:HG23	2.02	0.59
1:E:743:VAL:CG1	1:E:745:ARG:HG3	2.32	0.59
1:E:1375:ILE:HG22	1:E:1375:ILE:O	2.02	0.59
1:F:120:LYS:HE2	1:F:120:LYS:CA	2.31	0.59
1:F:490:ASP:CG	1:F:787:ARG:HH21	2.06	0.59
1:F:691:LYS:O	1:F:691:LYS:HG3	2.00	0.59
2:G:47:CYS:HB2	2:G:69:LEU:HD21	1.83	0.59
2:G:100:GLN:HA	2:G:100:GLN:NE2	2.17	0.59
2:H:47:CYS:HB2	2:H:69:LEU:HD21	1.83	0.59
2:H:291:HIS:HE1	2:H:317:LYS:HB3	1.67	0.59
2:I:167:ARG:HH21	2:I:170:GLY:HA2	1.67	0.59
2:J:190:ILE:HG23	2:J:191:PRO:HD2	1.84	0.59
2:J:383:ILE:CD1	2:J:386:SER:H	2.12	0.59
2:K:226:LEU:HD21	2:K:434:MET:SD	2.42	0.59
2:K:267:THR:O	2:K:271:VAL:HG22	2.01	0.59
2:L:226:LEU:HD21	2:L:434:MET:SD	2.42	0.59
1:A:189:THR:CG2	1:A:190:THR:N	2.63	0.59
1:A:355:TYR:C	1:A:355:TYR:HD1	2.03	0.59
1:A:932:VAL:O	1:A:933:ALA:CB	2.45	0.59

*Continued on next page...*

*Continued from previous page...*

Atom-1	Atom-2	Interatomic distance (Å)	Clash overlap (Å)
1:A:1227:GLU:OE2	1:E:876:ASN:HB3	2.02	0.59
1:B:24:ALA:O	1:B:26:LYS:N	2.34	0.59
1:B:447:LEU:HD12	1:B:447:LEU:C	2.22	0.59
1:B:806:SER:OG	1:B:809:THR:N	2.31	0.59
1:B:1132:PRO:O	1:B:1136:VAL:HG23	2.02	0.59
1:C:102:TYR:HE2	1:C:144:PHE:CE1	2.13	0.59
1:C:295:LYS:HD3	1:C:295:LYS:O	2.00	0.59
1:C:525:ARG:C	1:C:526:LEU:HD12	2.20	0.59
1:C:826:ARG:NH1	1:C:826:ARG:CG	2.58	0.59
1:D:1274:GLN:NE2	1:D:1293:ASN:HB3	2.17	0.59
1:E:139:VAL:CG1	1:E:143:GLN:HB2	2.32	0.59
1:E:312:ASN:HB2	1:E:411:ALA:HB1	1.83	0.59
1:E:403:ASP:CG	1:E:407:LYS:NZ	2.54	0.59
1:E:950:THR:HG23	1:E:951:GLU:H	1.66	0.59
1:F:225:PHE:HB3	1:F:278:ASP:OD2	2.02	0.59
1:F:938:PRO:O	1:F:940:GLU:N	2.36	0.59
2:G:46:ARG:CZ	2:G:118:VAL:HA	2.32	0.59
2:G:267:THR:O	2:G:271:VAL:HG22	2.01	0.59
2:G:302:MET:HG3	2:G:333:GLU:CD	2.22	0.59
2:H:32:TYR:HE2	2:H:194:LYS:HB3	1.67	0.59
2:I:449:LEU:HD23	2:I:452:TRP:CD2	2.37	0.59
2:J:302:MET:HG3	2:J:333:GLU:CD	2.22	0.59
2:K:68:TRP:CE3	2:K:84:SER:HB3	2.37	0.59
2:K:297:GLY:HA2	2:K:320:TYR:CE1	2.38	0.59
2:L:197:LYS:HD3	2:L:274:GLY:H	1.67	0.59
2:L:415:LEU:HG	2:L:432:THR:HG21	1.82	0.59
2:L:471:LYS:HA	2:L:471:LYS:CE	2.23	0.59
1:A:208:HIS:ND1	1:A:223:GLN:OE1	2.35	0.59
1:A:249:THR:CG2	1:A:250:ARG:HG2	2.31	0.59
1:A:369:THR:HG23	1:A:370:GLY:N	2.17	0.59
1:A:693:MET:O	1:A:694:ALA:C	2.37	0.59
1:A:1442:GLU:HG3	2:L:374:ALA:O	2.01	0.59
1:B:183:PHE:CE1	1:B:188:LEU:HA	2.37	0.59
1:B:295:LYS:CD	1:B:390:MET:HE3	2.20	0.59
1:B:691:LYS:O	1:B:691:LYS:HG3	2.00	0.59
1:B:1171:VAL:HG12	1:B:1171:VAL:O	2.02	0.59
1:C:359:THR:HG23	1:C:378:GLN:CA	2.33	0.59
1:C:1374:VAL:O	1:C:1375:ILE:HG12	2.01	0.59
1:D:559:ARG:NH1	1:D:568:GLU:OE2	2.35	0.59
1:E:466:HIS:CE1	1:E:684:PHE:CE1	2.91	0.59
1:F:149:TYR:CD2	1:F:286:ARG:HG3	2.37	0.59

*Continued on next page...*

*Continued from previous page...*

Atom-1	Atom-2	Interatomic distance (Å)	Clash overlap (Å)
1:F:182:MET:CE	1:F:217:PRO:CA	2.58	0.59
1:F:461:MET:HE1	1:F:465:LEU:HD23	1.84	0.59
1:F:857:GLY:O	4:F:2474:FMN:C4A	2.50	0.59
1:F:1171:VAL:HG12	1:F:1171:VAL:O	2.02	0.59
2:G:226:LEU:HD21	2:G:434:MET:SD	2.42	0.59
2:G:297:GLY:HA2	2:G:320:TYR:CE1	2.37	0.59
2:G:415:LEU:HD22	2:G:416:LYS:O	2.01	0.59
2:H:207:LEU:O	2:H:210:ALA:HB3	2.02	0.59
2:H:416:LYS:HG3	2:H:433:ASN:HD22	1.66	0.59
2:I:77:LEU:HD21	2:I:126:TYR:CE2	2.38	0.59
2:I:174:HIS:HE1	2:I:215:HIS:CB	2.14	0.59
2:I:383:ILE:HD12	2:I:386:SER:N	2.16	0.59
2:J:416:LYS:HG3	2:J:433:ASN:HD22	1.66	0.59
2:J:430:LYS:CE	2:J:440:ALA:HB2	2.32	0.59
2:K:77:LEU:HD21	2:K:126:TYR:CE2	2.38	0.59
2:K:203:ARG:HB3	2:K:203:ARG:NH1	2.17	0.59
2:K:238:VAL:HG23	2:K:439:ALA:HA	1.85	0.59
2:K:256:GLY:O	2:K:257:ASN:HB2	2.01	0.59
2:K:449:LEU:HD23	2:K:452:TRP:CD2	2.37	0.59
2:L:49:GLN:HE22	2:L:69:LEU:HG	1.65	0.59
2:L:166:LEU:CD2	2:L:461:ALA:HB1	2.31	0.59
2:L:271:VAL:CG2	2:L:285:LEU:HG	2.31	0.59
1:A:150:ILE:HG22	1:A:150:ILE:O	2.02	0.59
1:A:732:ARG:H	1:A:747:SER:HB3	1.65	0.59
1:A:914:ARG:NH2	1:A:973:ASP:OD1	2.36	0.59
1:A:950:THR:HG23	1:A:951:GLU:H	1.66	0.59
1:A:1438:ARG:NE	2:L:376:GLY:O	2.35	0.59
1:B:312:ASN:OD1	1:B:312:ASN:N	2.25	0.59
1:B:573:PHE:HB2	1:B:574:PRO:HD2	1.85	0.59
1:B:1274:GLN:NE2	1:B:1293:ASN:HB3	2.17	0.59
4:B:2474:FMN:O4'	4:B:2474:FMN:C1'	2.10	0.59
1:C:223:GLN:HB3	1:C:224:PRO:HA	1.85	0.59
1:C:761:GLN:O	1:C:764:THR:HB	2.02	0.59
1:D:446:GLU:O	1:D:447:LEU:C	2.40	0.59
1:D:989:GLN:O	1:D:1245:ARG:HD3	2.01	0.59
1:E:479:MET:HG3	1:E:1104:MET:SD	2.42	0.59
1:F:119:GLU:O	1:F:120:LYS:C	2.39	0.59
1:F:918:THR:HG22	1:F:921:TYR:N	2.13	0.59
2:G:49:GLN:HE22	2:G:69:LEU:HG	1.65	0.59
2:G:420:TRP:HB2	2:G:422:THR:CG2	2.33	0.59
2:G:447:ALA:HB1	2:G:452:TRP:HE3	1.65	0.59

*Continued on next page...*

*Continued from previous page...*

Atom-1	Atom-2	Interatomic distance (Å)	Clash overlap (Å)
2:H:283:GLY:O	2:H:284:SER:HB3	2.01	0.59
2:H:297:GLY:HA2	2:H:320:TYR:CE1	2.37	0.59
2:I:203:ARG:HB3	2:I:203:ARG:NH1	2.17	0.59
2:J:186:LEU:HD11	2:J:200:VAL:CB	2.28	0.59
2:J:238:VAL:HG23	2:J:439:ALA:HA	1.85	0.59
2:J:257:ASN:HD22	2:J:364:ALA:HB3	1.67	0.59
2:J:430:LYS:HD2	2:J:460:ALA:HB2	1.82	0.59
2:K:32:TYR:HE2	2:K:194:LYS:HB3	1.67	0.59
2:L:69:LEU:HD12	2:L:69:LEU:C	2.23	0.59
2:L:202:ARG:HH21	2:L:206:LEU:HD11	1.67	0.59
2:L:366:ARG:NE	2:L:391:GLN:HG2	2.14	0.59
2:L:387:GLU:HG2	2:L:388:PHE:N	2.17	0.59
1:A:1170:GLN:OE1	1:A:1183:LEU:HB2	2.01	0.59
1:B:266:VAL:O	1:B:279:THR:HG21	2.01	0.59
1:B:490:ASP:CG	1:B:787:ARG:HH21	2.06	0.59
1:B:499:PHE:CE1	1:B:742:MET:HE1	2.36	0.59
1:B:559:ARG:NH1	1:B:568:GLU:OE2	2.35	0.59
1:C:1307:VAL:HG12	1:C:1322:ILE:CD1	2.33	0.59
1:D:397:SER:HB2	1:D:399:LYS:HG3	1.84	0.59
1:E:918:THR:CG2	1:E:1256:MET:SD	2.91	0.59
1:E:1075:THR:CG2	1:E:1076:GLY:N	2.66	0.59
1:E:1388:THR:O	1:E:1388:THR:HG23	2.01	0.59
1:F:322:SER:O	1:F:528:ASN:ND2	2.35	0.59
1:F:390:MET:HG3	1:F:406:LEU:HD23	1.84	0.59
1:F:958:HIS:O	1:F:1369:THR:CG2	2.51	0.59
2:G:77:LEU:HD21	2:G:126:TYR:CE2	2.38	0.59
2:G:189:GLY:O	2:G:265:LEU:HD13	2.03	0.59
2:G:387:GLU:HG2	2:G:388:PHE:N	2.17	0.59
2:G:439:ALA:HB1	2:G:443:ILE:CD1	2.32	0.59
2:H:46:ARG:CZ	2:H:118:VAL:HA	2.32	0.59
2:H:238:VAL:HG23	2:H:439:ALA:HA	1.84	0.59
2:H:365:VAL:CG2	2:H:366:ARG:HG3	2.31	0.59
2:H:415:LEU:HG	2:H:432:THR:HG21	1.82	0.59
2:I:225:SER:HB3	2:I:227:PRO:CD	2.23	0.59
2:J:256:GLY:O	2:J:257:ASN:HB2	2.01	0.59
2:J:361:GLY:O	2:J:362:VAL:HB	2.01	0.59
2:K:167:ARG:HH21	2:K:170:GLY:HA2	1.67	0.59
2:K:202:ARG:HH21	2:K:206:LEU:HD11	1.67	0.59
2:K:212:VAL:HG22	2:K:214:TYR:CE1	2.38	0.59
2:L:100:GLN:HA	2:L:100:GLN:NE2	2.17	0.59
2:L:295:LEU:CD2	2:L:319:LEU:HD13	2.32	0.59

*Continued on next page...*

*Continued from previous page...*

Atom-1	Atom-2	Interatomic distance (Å)	Clash overlap (Å)
2:L:336:HIS:O	2:L:340:GLU:HG2	2.01	0.59
1:A:761:GLN:O	1:A:764:THR:HB	2.02	0.59
1:B:225:PHE:HB3	1:B:278:ASP:OD2	2.02	0.59
1:B:248:GLU:HA	1:B:251:MET:HG2	1.84	0.59
1:D:1105:VAL:HG23	2:H:54:PHE:HE1	1.64	0.59
1:D:1132:PRO:O	1:D:1136:VAL:HG23	2.02	0.59
1:D:1420:TYR:O	1:D:1422:SER:N	2.36	0.59
1:E:150:ILE:HG22	1:E:150:ILE:O	2.02	0.59
1:E:208:HIS:ND1	1:E:223:GLN:OE1	2.35	0.59
1:F:312:ASN:HB2	1:F:411:ALA:HB1	1.83	0.59
1:F:508:ASN:HB2	1:F:509:PRO:HD2	1.84	0.59
1:F:560:ASP:O	1:F:562:MET:N	2.36	0.59
1:F:572:THR:HG23	1:F:573:PHE:N	2.16	0.59
1:F:989:GLN:O	1:F:1245:ARG:HD3	2.01	0.59
1:F:1132:PRO:O	1:F:1136:VAL:HG23	2.02	0.59
1:F:1336:LEU:HB3	1:F:1355:VAL:HG13	1.84	0.59
1:F:1420:TYR:O	1:F:1422:SER:N	2.36	0.59
1:F:1442:GLU:OE2	2:G:375:THR:N	2.36	0.59
2:G:202:ARG:HH21	2:G:206:LEU:HD11	1.67	0.59
2:G:256:GLY:O	2:G:257:ASN:HB2	2.01	0.59
2:G:291:HIS:HE1	2:G:317:LYS:HB3	1.67	0.59
2:G:316:VAL:CB	2:G:342:VAL:HG22	2.33	0.59
2:H:190:ILE:HG23	2:H:191:PRO:HD2	1.84	0.59
2:H:203:ARG:HB3	2:H:203:ARG:NH1	2.17	0.59
2:H:291:HIS:HE1	2:H:317:LYS:CB	2.16	0.59
2:H:449:LEU:HD23	2:H:452:TRP:CD2	2.38	0.59
2:I:197:LYS:HD3	2:I:274:GLY:H	1.67	0.59
2:J:295:LEU:CD2	2:J:319:LEU:HD13	2.32	0.59
2:J:449:LEU:HD23	2:J:452:TRP:CD2	2.38	0.59
2:K:69:LEU:HD12	2:K:69:LEU:C	2.23	0.59
2:K:291:HIS:HE1	2:K:317:LYS:CB	2.16	0.59
2:L:68:TRP:CE3	2:L:84:SER:HB3	2.37	0.59
2:L:189:GLY:O	2:L:265:LEU:HD13	2.03	0.59
2:L:207:LEU:O	2:L:210:ALA:HB3	2.02	0.59
2:L:302:MET:HG3	2:L:333:GLU:CD	2.22	0.59
2:L:430:LYS:CE	2:L:440:ALA:HB2	2.32	0.59
1:B:447:LEU:CD1	1:B:451:GLN:CG	2.80	0.59
1:B:560:ASP:O	1:B:562:MET:N	2.36	0.59
1:B:1442:GLU:OE2	2:H:375:THR:N	2.36	0.59
1:C:115:ASP:OD2	1:D:1194:GLU:HB2	2.02	0.59
1:C:732:ARG:H	1:C:747:SER:HB3	1.65	0.59

*Continued on next page...*

*Continued from previous page...*

Atom-1	Atom-2	Interatomic distance (Å)	Clash overlap (Å)
1:C:950:THR:CG2	1:C:952:MET:H	2.15	0.59
1:C:1412:PHE:N	1:C:1412:PHE:CD1	2.70	0.59
1:D:560:ASP:O	1:D:562:MET:N	2.36	0.59
1:D:869:GLY:O	1:D:873:VAL:HG23	2.03	0.59
1:D:1442:GLU:OE2	2:I:375:THR:N	2.36	0.59
1:E:359:THR:HG23	1:E:378:GLN:CA	2.33	0.59
1:E:1221:PRO:CD	1:E:1229:MET:HE1	2.32	0.59
1:F:447:LEU:CD1	1:F:451:GLN:CG	2.80	0.59
1:F:559:ARG:NH1	1:F:568:GLU:OE2	2.35	0.59
1:F:782:ARG:HB3	2:I:53:PRO:HD2	1.80	0.59
2:G:68:TRP:HD1	2:G:69:LEU:N	2.01	0.59
2:G:238:VAL:HG23	2:G:439:ALA:HA	1.85	0.59
2:G:238:VAL:CG2	2:G:439:ALA:HB2	2.33	0.59
2:G:257:ASN:HD22	2:G:364:ALA:HB3	1.67	0.59
2:H:69:LEU:HD12	2:H:69:LEU:C	2.23	0.59
2:H:77:LEU:HD21	2:H:126:TYR:CE2	2.38	0.59
2:H:100:GLN:HA	2:H:100:GLN:NE2	2.17	0.59
2:H:226:LEU:HD21	2:H:434:MET:SD	2.42	0.59
2:I:68:TRP:HD1	2:I:69:LEU:N	2.01	0.59
2:I:166:LEU:CD2	2:I:461:ALA:HB1	2.31	0.59
2:I:226:LEU:HD21	2:I:434:MET:SD	2.42	0.59
2:I:471:LYS:HA	2:I:471:LYS:CE	2.23	0.59
2:J:167:ARG:HH21	2:J:170:GLY:HA2	1.67	0.59
2:J:416:LYS:HB2	2:J:416:LYS:HZ2	1.68	0.59
2:J:447:ALA:HB1	2:J:452:TRP:HE3	1.65	0.59
1:A:115:ASP:OD2	1:B:1194:GLU:HB2	2.02	0.59
1:A:663:ALA:O	1:A:720:ARG:NE	2.36	0.59
1:A:704:LEU:C	1:A:706:LYS:N	2.54	0.59
1:B:857:GLY:O	4:B:2474:FMN:C4A	2.50	0.59
1:B:947:PHE:O	1:B:947:PHE:CD1	2.56	0.59
1:B:1420:TYR:O	1:B:1422:SER:N	2.36	0.59
1:C:479:MET:HG3	1:C:1104:MET:SD	2.42	0.59
1:C:663:ALA:O	1:C:720:ARG:NE	2.36	0.59
1:C:1425:LYS:HE2	1:C:1447:TRP:CD1	2.38	0.59
1:D:913:GLY:HA2	1:D:1349:ARG:CD	2.27	0.59
1:E:24:ALA:O	1:E:26:LYS:N	2.36	0.59
1:E:1412:PHE:N	1:E:1412:PHE:CD1	2.70	0.59
1:E:1425:LYS:HE2	1:E:1447:TRP:CD1	2.38	0.59
1:F:850:ARG:O	1:F:853:PHE:HB2	2.03	0.59
1:F:869:GLY:O	1:F:873:VAL:HG23	2.03	0.59
1:F:947:PHE:O	1:F:947:PHE:CD1	2.56	0.59

*Continued on next page...*

*Continued from previous page...*

Atom-1	Atom-2	Interatomic distance (Å)	Clash overlap (Å)
1:F:1221:PRO:HD2	1:F:1229:MET:CE	2.26	0.59
2:G:291:HIS:HE1	2:G:317:LYS:CB	2.16	0.59
2:I:238:VAL:HG23	2:I:439:ALA:HA	1.85	0.59
2:I:288:ALA:HB3	2:I:311:GLN:HG3	1.85	0.59
2:J:360:THR:HG22	2:J:365:VAL:CG1	2.33	0.59
2:K:238:VAL:CG2	2:K:439:ALA:HB2	2.33	0.59
2:K:302:MET:HE3	2:K:334:VAL:HA	1.85	0.59
2:L:32:TYR:HE2	2:L:194:LYS:HB3	1.67	0.59
2:L:316:VAL:CB	2:L:342:VAL:HG22	2.33	0.59
2:L:420:TRP:HB2	2:L:422:THR:CG2	2.33	0.59
1:A:253:HIS:CE1	1:A:254:PRO:CG	2.85	0.59
1:A:1076:GLY:CA	1:A:1145:GLU:HG2	2.28	0.59
1:A:1307:VAL:HG12	1:A:1322:ILE:CD1	2.33	0.59
1:A:1425:LYS:HE2	1:A:1447:TRP:CD1	2.38	0.59
1:B:938:PRO:O	1:B:939:GLY:C	2.35	0.59
1:B:1135:VAL:O	1:B:1136:VAL:C	2.33	0.59
1:C:249:THR:HG22	1:C:250:ARG:HG2	1.85	0.59
1:C:253:HIS:CE1	1:C:254:PRO:CG	2.85	0.59
1:C:259:HIS:O	1:C:260:MET:C	2.39	0.59
1:C:345:MET:CE	1:C:385:LEU:CB	2.81	0.59
1:C:824:GLN:HE21	1:C:824:GLN:HA	1.66	0.59
1:C:842:GLU:HB3	1:C:1156:ARG:HD3	1.84	0.59
1:D:113:ASN:HD21	1:D:115:ASP:H	1.47	0.59
1:D:149:TYR:CD2	1:D:286:ARG:HG3	2.38	0.59
1:D:303:LEU:HD11	1:D:314:LYS:HG2	1.85	0.59
1:D:499:PHE:CE1	1:D:742:MET:HE1	2.38	0.59
1:D:958:HIS:O	1:D:1369:THR:CG2	2.51	0.59
1:D:1221:PRO:HB2	1:D:1229:MET:HE2	1.83	0.59
1:E:345:MET:CE	1:E:385:LEU:CB	2.81	0.59
1:E:447:LEU:HD13	1:E:670:LEU:CD2	2.33	0.59
1:E:825:LEU:HD12	1:E:1186:ARG:NH1	2.13	0.59
1:E:893:ARG:HG2	1:E:903:TRP:HB2	1.85	0.59
1:E:1307:VAL:HG12	1:E:1322:ILE:CD1	2.33	0.59
1:F:570:ASP:O	1:F:588:ARG:NH2	2.34	0.59
2:G:349:ALA:CB	2:G:350:PRO:HD3	2.31	0.59
2:G:365:VAL:CG2	2:G:366:ARG:HG3	2.31	0.59
2:H:196:GLU:O	2:H:199:VAL:HB	2.03	0.59
2:H:212:VAL:HG22	2:H:214:TYR:CE1	2.38	0.59
2:J:32:TYR:HE2	2:J:194:LYS:HB3	1.67	0.59
2:J:68:TRP:CE3	2:J:84:SER:HB3	2.37	0.59
2:J:77:LEU:HD21	2:J:126:TYR:CE2	2.38	0.59

*Continued on next page...*



*Continued from previous page...*

Atom-1	Atom-2	Interatomic distance (Å)	Clash overlap (Å)
2:J:291:HIS:CE1	2:J:317:LYS:HB3	2.38	0.59
2:K:288:ALA:HB3	2:K:311:GLN:HG3	1.85	0.59
2:K:291:HIS:CE1	2:K:317:LYS:HB3	2.38	0.59
2:L:196:GLU:O	2:L:199:VAL:HB	2.03	0.59
2:L:238:VAL:CG2	2:L:439:ALA:HB2	2.33	0.59
2:L:302:MET:HE3	2:L:334:VAL:HA	1.84	0.59
1:A:875:MET:HE1	1:A:1139:PHE:HE2	1.34	0.59
1:B:303:LEU:HD11	1:B:314:LYS:HG2	1.85	0.59
1:B:782:ARG:NE	2:G:53:PRO:HD3	2.17	0.59
1:C:150:ILE:HG22	1:C:150:ILE:O	2.02	0.59
1:C:316:LEU:O	1:C:319:TYR:HB3	2.02	0.59
1:C:782:ARG:NE	2:K:53:PRO:CD	2.60	0.59
1:C:875:MET:HE1	1:C:1139:PHE:HE2	1.30	0.59
1:D:1169:HIS:N	1:D:1169:HIS:ND1	2.49	0.59
1:E:629:THR:O	1:E:630:HIS:C	2.37	0.59
1:E:652:THR:HG21	1:E:703:GLY:HA3	1.84	0.59
1:E:823:MET:O	1:E:824:GLN:NE2	2.36	0.59
1:E:1038:ILE:HG22	1:E:1038:ILE:O	2.02	0.59
1:E:1315:LEU:HB3	1:E:1320:ASN:HD22	1.67	0.59
1:E:1393:TYR:O	1:E:1394:VAL:CG2	2.44	0.59
1:E:1432:VAL:HG22	1:E:1440:ALA:HB3	1.83	0.59
1:F:782:ARG:CB	2:I:56:GLN:NE2	2.41	0.59
1:F:1420:TYR:OH	1:F:1466:LEU:HD22	2.03	0.59
2:G:68:TRP:CE3	2:G:84:SER:HB3	2.37	0.59
2:G:196:GLU:O	2:G:199:VAL:HB	2.03	0.59
2:G:212:VAL:HG22	2:G:214:TYR:CE1	2.38	0.59
2:G:360:THR:HG22	2:G:365:VAL:CG1	2.33	0.59
2:H:291:HIS:CE1	2:H:317:LYS:HB3	2.38	0.59
2:H:360:THR:HG22	2:H:365:VAL:CG1	2.33	0.59
2:I:220:VAL:HG22	8:I:484:FAD:C6A	2.29	0.59
2:I:383:ILE:CD1	2:I:386:SER:H	2.12	0.59
2:I:387:GLU:HG2	2:I:388:PHE:N	2.18	0.59
2:J:196:GLU:O	2:J:199:VAL:HB	2.03	0.59
2:J:203:ARG:HB3	2:J:203:ARG:NH1	2.17	0.59
2:J:283:GLY:O	2:J:284:SER:HB3	2.02	0.59
2:J:291:HIS:HE1	2:J:317:LYS:CB	2.16	0.59
2:K:277:VAL:HG12	2:K:279:ALA:H	1.68	0.59
2:K:316:VAL:CB	2:K:342:VAL:HG22	2.33	0.59
2:K:365:VAL:CG2	2:K:366:ARG:HG3	2.31	0.59
2:K:439:ALA:HB1	2:K:443:ILE:CD1	2.32	0.59
2:L:34:ARG:O	2:L:122:SER:HB2	2.03	0.59

*Continued on next page...*

*Continued from previous page...*

Atom-1	Atom-2	Interatomic distance (Å)	Clash overlap (Å)
2:L:68:TRP:HD1	2:L:69:LEU:N	2.01	0.59
2:L:383:ILE:HD12	2:L:386:SER:N	2.16	0.59
2:L:439:ALA:HB1	2:L:443:ILE:CD1	2.31	0.59
1:A:511:ILE:CG2	1:A:512:ASP:N	2.59	0.58
1:A:603:HIS:CA	1:A:640:THR:HG22	2.32	0.58
1:B:227:MET:HE2	1:B:282:GLU:HG2	1.84	0.58
1:B:390:MET:HG3	1:B:406:LEU:HD23	1.84	0.58
1:B:938:PRO:O	1:B:940:GLU:N	2.36	0.58
1:C:781:PHE:CE2	2:K:57:VAL:HG11	2.37	0.58
1:C:1432:VAL:HG22	1:C:1440:ALA:HB3	1.84	0.58
1:D:838:VAL:CG1	1:D:839:PRO:N	2.66	0.58
1:D:850:ARG:O	1:D:853:PHE:HB2	2.03	0.58
1:E:244:MET:O	1:E:246:ALA:N	2.36	0.58
1:E:295:LYS:HZ1	1:E:299:VAL:HG12	1.68	0.58
1:E:355:TYR:C	1:E:355:TYR:HD1	2.03	0.58
1:F:643:ASN:HB3	1:F:665:THR:HG21	1.85	0.58
2:G:153:ILE:HG12	2:G:220:VAL:CG2	2.33	0.58
2:G:432:THR:HG22	2:G:434:MET:N	2.15	0.58
2:H:286:ASN:HB2	2:H:311:GLN:HE22	1.68	0.58
2:H:295:LEU:CD2	2:H:319:LEU:HD13	2.32	0.58
2:H:316:VAL:CB	2:H:342:VAL:HG22	2.33	0.58
2:I:271:VAL:CG1	2:I:281:GLU:HG2	2.33	0.58
2:J:286:ASN:HB2	2:J:311:GLN:HE22	1.68	0.58
2:J:432:THR:HG22	2:J:434:MET:N	2.15	0.58
2:K:68:TRP:HD1	2:K:69:LEU:N	2.01	0.58
2:K:100:GLN:HA	2:K:100:GLN:NE2	2.17	0.58
2:K:189:GLY:O	2:K:265:LEU:HD13	2.03	0.58
2:K:207:LEU:O	2:K:210:ALA:HB3	2.02	0.58
2:K:291:HIS:HE1	2:K:317:LYS:HB3	1.67	0.58
2:K:361:GLY:O	2:K:362:VAL:HB	2.01	0.58
2:L:291:HIS:HD2	2:L:392:ALA:CB	2.16	0.58
2:L:360:THR:HG22	2:L:365:VAL:CG1	2.33	0.58
1:A:218:THR:HG22	1:A:221:LEU:H	1.69	0.58
1:A:447:LEU:HD13	1:A:670:LEU:CD2	2.33	0.58
1:A:918:THR:CG2	1:A:1256:MET:SD	2.91	0.58
1:B:643:ASN:HB3	1:B:665:THR:HG21	1.85	0.58
1:C:249:THR:CG2	1:C:250:ARG:HG2	2.31	0.58
1:C:1075:THR:CG2	1:C:1076:GLY:N	2.66	0.58
1:D:31:ARG:NH1	1:D:368:GLU:OE1	2.37	0.58
1:D:248:GLU:HA	1:D:251:MET:HG2	1.85	0.58
1:D:938:PRO:O	1:D:940:GLU:N	2.36	0.58

*Continued on next page...*

*Continued from previous page...*

Atom-1	Atom-2	Interatomic distance (Å)	Clash overlap (Å)
1:D:1171:VAL:HG12	1:D:1171:VAL:O	2.02	0.58
1:D:1221:PRO:HD2	1:D:1229:MET:CE	2.26	0.58
1:E:330:PRO:HA	1:E:350:LEU:HB2	1.84	0.58
1:E:781:PHE:CE2	2:L:57:VAL:CG2	2.83	0.58
1:E:982:GLN:NE2	1:E:1240:ARG:HD2	2.16	0.58
2:G:207:LEU:O	2:G:210:ALA:HB3	2.02	0.58
2:H:166:LEU:CD2	2:H:461:ALA:HB1	2.31	0.58
2:H:256:GLY:O	2:H:257:ASN:HB2	2.01	0.58
2:I:291:HIS:CE1	2:I:317:LYS:HB3	2.38	0.58
2:I:291:HIS:HD2	2:I:392:ALA:CB	2.16	0.58
2:I:417:VAL:HG11	2:I:421:GLY:HA2	1.86	0.58
2:K:271:VAL:CG1	2:K:281:GLU:HG2	2.33	0.58
2:K:286:ASN:HB2	2:K:311:GLN:HE22	1.68	0.58
2:L:190:ILE:HG23	2:L:191:PRO:HD2	1.84	0.58
2:L:297:GLY:HA2	2:L:320:TYR:CE1	2.37	0.58
1:A:24:ALA:O	1:A:26:LYS:N	2.36	0.58
1:A:102:TYR:HA	1:A:136:ASN:OD1	2.04	0.58
1:B:31:ARG:NH1	1:B:368:GLU:OE1	2.37	0.58
1:C:145:GLU:O	1:C:146:LEU:C	2.41	0.58
1:C:244:MET:O	1:C:246:ALA:N	2.36	0.58
1:C:330:PRO:HA	1:C:350:LEU:HB2	1.84	0.58
1:C:466:HIS:CE1	1:C:684:PHE:CE1	2.91	0.58
1:C:914:ARG:NH2	1:C:973:ASP:OD1	2.35	0.58
1:C:1114:PRO:CG	2:K:109:VAL:O	2.51	0.58
1:C:1425:LYS:CD	1:C:1447:TRP:CE2	2.86	0.58
1:C:1442:GLU:CG	2:J:374:ALA:O	2.51	0.58
1:D:40:THR:HG22	1:D:40:THR:O	2.04	0.58
1:D:484:PRO:HG3	1:D:823:MET:HG3	1.85	0.58
1:D:551:THR:O	1:D:554:GLU:HG2	2.03	0.58
1:D:657:VAL:HG12	1:D:658:LEU:N	2.15	0.58
1:D:1420:TYR:OH	1:D:1466:LEU:HD22	2.03	0.58
1:E:115:ASP:OD2	1:F:1194:GLU:HB2	2.02	0.58
1:E:139:VAL:CG1	1:E:143:GLN:CB	2.81	0.58
1:E:531:ASN:O	1:E:533:LEU:N	2.37	0.58
1:E:607:THR:HB	1:E:645:ARG:HB2	1.84	0.58
1:E:894:PHE:CD2	1:E:924:GLN:HG3	2.39	0.58
1:F:589:ILE:HD12	1:F:627:VAL:HG23	1.85	0.58
1:F:838:VAL:CG1	1:F:839:PRO:N	2.66	0.58
2:G:34:ARG:O	2:G:122:SER:HB2	2.03	0.58
2:G:190:ILE:HG23	2:G:191:PRO:HD2	1.84	0.58
2:G:286:ASN:HB2	2:G:311:GLN:HE22	1.68	0.58

*Continued on next page...*

*Continued from previous page...*

Atom-1	Atom-2	Interatomic distance (Å)	Clash overlap (Å)
2:G:291:HIS:CE1	2:G:317:LYS:HB3	2.38	0.58
2:G:302:MET:HE1	2:G:334:VAL:N	2.19	0.58
2:G:449:LEU:HD23	2:G:452:TRP:CD2	2.38	0.58
2:H:387:GLU:HG2	2:H:388:PHE:N	2.17	0.58
2:H:430:LYS:HD2	2:H:460:ALA:HB2	1.82	0.58
2:I:34:ARG:O	2:I:122:SER:HB2	2.03	0.58
2:I:69:LEU:HD12	2:I:69:LEU:C	2.23	0.58
2:I:277:VAL:HG12	2:I:279:ALA:H	1.68	0.58
2:J:271:VAL:CG1	2:J:281:GLU:HG2	2.33	0.58
2:J:291:HIS:HD2	2:J:392:ALA:CB	2.16	0.58
2:K:37:ASP:OD1	2:K:38:GLU:HG2	2.03	0.58
2:K:178:ARG:HD3	2:K:219:GLU:OE1	2.04	0.58
2:K:429:THR:HG21	2:K:431:MET:HE2	1.85	0.58
2:L:153:ILE:HG12	2:L:220:VAL:CG2	2.34	0.58
1:A:359:THR:HG23	1:A:378:GLN:CA	2.33	0.58
1:A:466:HIS:CE1	1:A:684:PHE:CE1	2.91	0.58
1:A:570:ASP:OD1	1:A:572:THR:HB	2.04	0.58
1:A:823:MET:O	1:A:824:GLN:NE2	2.36	0.58
1:A:958:HIS:O	1:A:1369:THR:HG21	1.99	0.58
1:B:40:THR:HG22	1:B:40:THR:O	2.03	0.58
1:B:505:GLN:NE2	1:B:1000:LEU:CB	2.59	0.58
1:B:1420:TYR:OH	1:B:1466:LEU:HD22	2.02	0.58
1:C:218:THR:HG22	1:C:221:LEU:H	1.69	0.58
1:C:823:MET:O	1:C:824:GLN:NE2	2.36	0.58
1:C:876:ASN:HB3	1:E:1227:GLU:OE1	2.03	0.58
1:D:4:GLY:HA3	1:D:207:TYR:CZ	2.39	0.58
1:E:249:THR:HG22	1:E:250:ARG:HG2	1.85	0.58
1:E:914:ARG:NH2	1:E:973:ASP:OD1	2.36	0.58
1:E:1114:PRO:CG	2:L:109:VAL:O	2.51	0.58
1:F:193:PRO:O	1:F:194:ASP:C	2.40	0.58
1:F:303:LEU:HD11	1:F:314:LYS:HG2	1.85	0.58
1:F:1222:LEU:H	1:F:1229:MET:HE2	1.68	0.58
2:G:69:LEU:HD12	2:G:69:LEU:C	2.23	0.58
2:G:166:LEU:CD2	2:G:461:ALA:HB1	2.31	0.58
2:G:361:GLY:O	2:G:362:VAL:HB	2.01	0.58
2:H:302:MET:HE1	2:H:334:VAL:N	2.18	0.58
2:I:196:GLU:O	2:I:199:VAL:HB	2.03	0.58
2:I:212:VAL:HG22	2:I:214:TYR:CE1	2.38	0.58
2:J:277:VAL:HG12	2:J:279:ALA:H	1.68	0.58
2:J:297:GLY:HA2	2:J:320:TYR:CE1	2.37	0.58
2:J:302:MET:HE1	2:J:334:VAL:N	2.19	0.58

*Continued on next page...*

*Continued from previous page...*

Atom-1	Atom-2	Interatomic distance (Å)	Clash overlap (Å)
2:K:196:GLU:O	2:K:199:VAL:HB	2.03	0.58
2:L:71:LEU:CD1	2:L:80:ALA:H	2.17	0.58
2:L:77:LEU:HD21	2:L:126:TYR:CE2	2.38	0.58
2:L:178:ARG:HD3	2:L:219:GLU:OE1	2.04	0.58
1:A:913:GLY:O	1:A:915:PHE:N	2.35	0.58
1:B:4:GLY:HA3	1:B:207:TYR:CZ	2.39	0.58
1:B:782:ARG:HH21	2:G:51:GLY:HA3	0.69	0.58
1:B:1366:GLU:CG	1:B:1367:TYR:CD2	2.84	0.58
1:C:24:ALA:O	1:C:26:LYS:N	2.36	0.58
1:C:89:CYS:O	1:C:93:VAL:HG23	2.03	0.58
1:C:531:ASN:O	1:C:533:LEU:N	2.37	0.58
1:C:918:THR:CG2	1:C:1256:MET:SD	2.91	0.58
1:D:461:MET:HE1	1:D:465:LEU:HD23	1.85	0.58
1:D:573:PHE:HB2	1:D:574:PRO:HD2	1.85	0.58
1:D:838:VAL:O	1:D:1151:ALA:HB1	2.04	0.58
1:E:145:GLU:O	1:E:146:LEU:C	2.41	0.58
1:E:570:ASP:O	1:E:572:THR:N	2.37	0.58
1:E:1425:LYS:CD	1:E:1447:TRP:CE2	2.86	0.58
1:F:248:GLU:O	1:F:250:ARG:N	2.37	0.58
1:F:648:GLU:O	1:F:648:GLU:CG	2.51	0.58
1:F:660:GLY:HA2	1:F:721:GLY:H	1.68	0.58
1:F:1221:PRO:HB2	1:F:1229:MET:HE2	1.85	0.58
2:G:181:ARG:O	2:G:182:MET:HE3	2.03	0.58
2:H:167:ARG:HH21	2:H:170:GLY:HA2	1.67	0.58
2:H:238:VAL:CG2	2:H:439:ALA:HB2	2.33	0.58
2:H:361:GLY:O	2:H:362:VAL:HB	2.01	0.58
2:I:37:ASP:OD1	2:I:38:GLU:HG2	2.03	0.58
2:I:190:ILE:HG23	2:I:191:PRO:HD2	1.84	0.58
2:I:283:GLY:O	2:I:284:SER:HB3	2.02	0.58
2:I:297:GLY:HA2	2:I:320:TYR:CE1	2.38	0.58
2:J:100:GLN:HA	2:J:100:GLN:NE2	2.17	0.58
2:J:316:VAL:CB	2:J:342:VAL:HG22	2.33	0.58
2:J:365:VAL:CG2	2:J:366:ARG:HG3	2.31	0.58
2:K:360:THR:HG22	2:K:365:VAL:CG1	2.33	0.58
2:L:37:ASP:OD1	2:L:38:GLU:HG2	2.03	0.58
2:L:212:VAL:HG22	2:L:214:TYR:CE1	2.38	0.58
2:L:238:VAL:HG23	2:L:439:ALA:HA	1.84	0.58
1:A:5:PHE:O	1:A:365:GLY:N	2.34	0.58
1:A:56:LYS:O	1:A:57:ASP:C	2.42	0.58
1:A:139:VAL:CG1	1:A:143:GLN:HB2	2.32	0.58
1:A:244:MET:O	1:A:246:ALA:N	2.36	0.58

*Continued on next page...*

*Continued from previous page...*

Atom-1	Atom-2	Interatomic distance (Å)	Clash overlap (Å)
1:A:1038:ILE:HG22	1:A:1038:ILE:O	2.02	0.58
1:A:1315:LEU:HB3	1:A:1320:ASN:HD22	1.67	0.58
1:B:353:MET:HE2	1:B:366:GLY:O	2.03	0.58
1:B:461:MET:HE1	1:B:465:LEU:HD23	1.85	0.58
1:B:660:GLY:HA2	1:B:721:GLY:H	1.68	0.58
1:B:782:ARG:N	2:G:52:VAL:CB	2.64	0.58
1:B:838:VAL:O	1:B:1151:ALA:HB1	2.04	0.58
1:B:1228:LYS:H	1:D:901:ASP:HA	1.69	0.58
1:C:139:VAL:CG1	1:C:143:GLN:HB2	2.32	0.58
1:C:208:HIS:ND1	1:C:223:GLN:OE1	2.35	0.58
1:C:570:ASP:O	1:C:572:THR:N	2.37	0.58
1:C:734:LEU:HD12	1:C:734:LEU:O	2.04	0.58
1:C:897:ASP:OD1	1:C:897:ASP:C	2.42	0.58
1:C:1356:VAL:HG11	1:C:1431:HIS:CG	2.38	0.58
1:C:1447:TRP:CD2	1:C:1451:VAL:CG2	2.87	0.58
1:D:570:ASP:O	1:D:588:ARG:NH2	2.34	0.58
1:D:643:ASN:HB3	1:D:665:THR:HG21	1.85	0.58
1:D:670:LEU:HD22	1:D:670:LEU:O	2.01	0.58
1:D:782:ARG:HB3	2:H:53:PRO:HD2	1.80	0.58
1:E:143:GLN:HE21	1:E:143:GLN:CA	2.14	0.58
1:E:746:ILE:C	1:E:747:SER:O	2.35	0.58
1:E:1442:GLU:CG	2:K:374:ALA:O	2.51	0.58
2:I:32:TYR:HE2	2:I:194:LYS:HB3	1.67	0.58
2:I:153:ILE:HG12	2:I:220:VAL:CG2	2.33	0.58
2:I:189:GLY:O	2:I:265:LEU:HD13	2.03	0.58
2:J:288:ALA:HB3	2:J:311:GLN:HG3	1.85	0.58
2:K:153:ILE:HG12	2:K:220:VAL:CG2	2.33	0.58
2:L:175:VAL:HG12	2:L:213:ILE:O	2.04	0.58
1:B:850:ARG:O	1:B:853:PHE:HB2	2.03	0.58
1:B:958:HIS:O	1:B:1369:THR:CG2	2.51	0.58
1:C:76:VAL:HG13	1:C:129:GLU:O	2.04	0.58
1:C:558:MET:O	1:C:560:ASP:N	2.36	0.58
1:C:575:VAL:HG13	1:C:759:LEU:HD22	1.84	0.58
1:D:193:PRO:O	1:D:194:ASP:C	2.40	0.58
1:D:248:GLU:O	1:D:250:ARG:N	2.37	0.58
1:D:780:ARG:HB3	2:H:51:GLY:C	2.24	0.58
1:D:947:PHE:O	1:D:947:PHE:CD1	2.56	0.58
1:E:89:CYS:O	1:E:93:VAL:HG23	2.03	0.58
1:E:1131:THR:HB	1:E:1134:LYS:CG	2.32	0.58
1:E:1251:THR:OG1	1:E:1281:VAL:HG11	2.04	0.58
1:E:1356:VAL:HG11	1:E:1431:HIS:CG	2.38	0.58

*Continued on next page...*

*Continued from previous page...*

Atom-1	Atom-2	Interatomic distance (Å)	Clash overlap (Å)
1:F:78:LEU:HB3	1:F:79:PRO:HD2	1.86	0.58
1:F:551:THR:O	1:F:554:GLU:HG2	2.03	0.58
1:F:780:ARG:HB3	2:I:51:GLY:C	2.24	0.58
1:F:938:PRO:O	1:F:939:GLY:C	2.35	0.58
2:G:114:THR:HG23	2:G:115:HIS:H	1.69	0.58
2:G:175:VAL:HG12	2:G:213:ILE:O	2.04	0.58
2:G:271:VAL:CG1	2:G:281:GLU:HG2	2.33	0.58
2:G:288:ALA:HB3	2:G:311:GLN:HG3	1.85	0.58
2:H:114:THR:HG23	2:H:115:HIS:H	1.69	0.58
2:I:71:LEU:CD1	2:I:80:ALA:H	2.17	0.58
2:I:257:ASN:ND2	2:I:394:LEU:HA	2.19	0.58
2:I:286:ASN:HB2	2:I:311:GLN:HE22	1.68	0.58
2:J:387:GLU:HG2	2:J:388:PHE:N	2.17	0.58
2:J:417:VAL:HG11	2:J:421:GLY:HA2	1.85	0.58
2:K:257:ASN:ND2	2:K:394:LEU:HA	2.19	0.58
2:K:420:TRP:HB2	2:K:422:THR:CG2	2.33	0.58
1:A:76:VAL:HG13	1:A:129:GLU:O	2.04	0.58
1:A:251:MET:SD	1:A:532:ILE:HD11	2.44	0.58
1:A:345:MET:CE	1:A:385:LEU:CB	2.81	0.58
1:A:515:ARG:NE	1:A:1367:TYR:HE1	1.99	0.58
1:A:607:THR:HB	1:A:645:ARG:HB2	1.84	0.58
1:A:695:ASN:O	1:A:696:TYR:C	2.37	0.58
1:A:1131:THR:HB	1:A:1134:LYS:CG	2.32	0.58
1:A:1221:PRO:CG	1:A:1229:MET:HE1	2.34	0.58
1:A:1227:GLU:OE1	1:E:876:ASN:HB3	2.04	0.58
1:B:845:SER:O	1:B:848:ALA:HB3	2.04	0.58
1:C:102:TYR:HA	1:C:136:ASN:OD1	2.04	0.58
1:C:570:ASP:OD1	1:C:572:THR:HB	2.04	0.58
1:D:660:GLY:HA2	1:D:721:GLY:H	1.68	0.58
1:E:177:ILE:CD1	1:E:179:TYR:HE1	2.17	0.58
2:H:99:PRO:HD2	2:H:449:LEU:CD1	2.34	0.58
2:H:207:LEU:HD12	2:H:207:LEU:C	2.24	0.58
2:H:420:TRP:HB2	2:H:422:THR:CG2	2.33	0.58
2:H:447:ALA:HB1	2:H:452:TRP:HE3	1.65	0.58
2:I:295:LEU:CD2	2:I:319:LEU:HD13	2.32	0.58
2:I:316:VAL:CB	2:I:342:VAL:HG22	2.33	0.58
2:J:34:ARG:O	2:J:122:SER:HB2	2.03	0.58
2:J:68:TRP:HD1	2:J:69:LEU:N	2.01	0.58
2:J:212:VAL:HG22	2:J:214:TYR:CE1	2.38	0.58
2:L:257:ASN:HD22	2:L:364:ALA:HB3	1.67	0.58
2:L:286:ASN:HB2	2:L:311:GLN:HE22	1.68	0.58

*Continued on next page...*

*Continued from previous page...*

Atom-1	Atom-2	Interatomic distance (Å)	Clash overlap (Å)
2:L:291:HIS:HE1	2:L:317:LYS:CB	2.16	0.58
2:L:361:GLY:O	2:L:362:VAL:HB	2.01	0.58
2:L:449:LEU:HD23	2:L:452:TRP:CD2	2.38	0.58
1:A:61:VAL:CG1	1:A:61:VAL:O	2.51	0.58
1:A:143:GLN:HE21	1:A:143:GLN:CA	2.14	0.58
1:A:582:LEU:HB3	1:A:755:GLN:HE21	1.69	0.58
1:A:826:ARG:HH11	1:A:826:ARG:CG	1.97	0.58
1:A:894:PHE:CD2	1:A:924:GLN:HG3	2.39	0.58
1:A:1356:VAL:HG11	1:A:1431:HIS:CG	2.38	0.58
1:A:1375:ILE:HG22	1:A:1375:ILE:O	2.02	0.58
1:B:113:ASN:HD21	1:B:115:ASP:H	1.47	0.58
1:B:551:THR:O	1:B:554:GLU:HG2	2.03	0.58
1:B:838:VAL:CG1	1:B:839:PRO:N	2.66	0.58
1:C:782:ARG:CB	2:K:52:VAL:HA	2.26	0.58
1:C:982:GLN:NE2	1:C:1240:ARG:HD2	2.16	0.58
1:C:1038:ILE:HG22	1:C:1038:ILE:O	2.02	0.58
1:C:1388:THR:O	1:C:1388:THR:HG23	2.01	0.58
1:D:1222:LEU:H	1:D:1229:MET:HE2	1.68	0.58
1:E:296:MET:O	1:E:297:MET:C	2.40	0.58
1:E:558:MET:O	1:E:560:ASP:N	2.36	0.58
1:F:40:THR:HG22	1:F:40:THR:O	2.03	0.58
2:G:32:TYR:HE2	2:G:194:LYS:HB3	1.67	0.58
2:G:49:GLN:OE1	2:G:66:PRO:HA	2.04	0.58
2:G:71:LEU:CD1	2:G:80:ALA:H	2.17	0.58
2:G:77:LEU:HD22	2:G:130:THR:OG1	2.04	0.58
2:G:99:PRO:HD2	2:G:449:LEU:CD1	2.34	0.58
2:H:49:GLN:OE1	2:H:66:PRO:HA	2.04	0.58
2:H:90:PHE:HB3	2:H:93:ILE:HG22	1.86	0.58
2:H:418:THR:HG22	2:H:422:THR:O	2.04	0.58
2:I:108:CYS:SG	2:I:118:VAL:HG22	2.44	0.58
2:I:238:VAL:CG2	2:I:439:ALA:HB2	2.33	0.58
2:I:420:TRP:HB2	2:I:422:THR:CG2	2.33	0.58
2:K:220:VAL:HG22	8:K:484:FAD:C6A	2.29	0.58
2:K:387:GLU:HG2	2:K:388:PHE:N	2.18	0.58
1:A:45:GLY:HA3	1:A:224:PRO:HD2	1.85	0.58
1:A:249:THR:HG22	1:A:250:ARG:HG2	1.85	0.58
1:A:296:MET:O	1:A:297:MET:C	2.40	0.58
1:A:330:PRO:HA	1:A:350:LEU:HB2	1.84	0.58
1:A:419:TRP:O	1:A:422:ASN:HB2	2.04	0.58
1:A:531:ASN:O	1:A:533:LEU:N	2.37	0.58
1:A:570:ASP:O	1:A:572:THR:N	2.37	0.58

*Continued on next page...*



*Continued from previous page...*

Atom-1	Atom-2	Interatomic distance (Å)	Clash overlap (Å)
1:A:625:GLY:O	1:A:626:ALA:C	2.42	0.58
1:A:1447:TRP:CD2	1:A:1451:VAL:CG2	2.87	0.58
1:B:248:GLU:O	1:B:250:ARG:N	2.37	0.58
1:B:1220:ARG:N	1:B:1221:PRO:CD	2.67	0.58
1:C:369:THR:HG23	1:C:370:GLY:N	2.17	0.58
1:C:582:LEU:O	1:C:585:ALA:HB3	2.03	0.58
1:C:1375:ILE:HG22	1:C:1375:ILE:O	2.02	0.58
1:C:1449:ARG:NH1	1:C:1449:ARG:CB	2.14	0.58
1:D:266:VAL:O	1:D:279:THR:HG21	2.01	0.58
1:D:1368:MET:HB3	1:D:1387:MET:HG3	1.86	0.58
1:E:236:THR:HG23	1:E:240:ASN:HD21	1.69	0.58
1:E:547:SER:C	1:E:549:VAL:H	2.05	0.58
1:E:782:ARG:NE	2:L:53:PRO:CD	2.60	0.58
1:E:1285:LYS:HA	1:E:1304:THR:O	2.04	0.58
1:E:1447:TRP:CD2	1:E:1451:VAL:CG2	2.87	0.58
1:F:248:GLU:HA	1:F:251:MET:HG2	1.85	0.58
1:F:484:PRO:HG3	1:F:823:MET:HG3	1.85	0.58
1:F:573:PHE:HB2	1:F:574:PRO:HD2	1.85	0.58
1:F:594:GLU:OE1	1:F:598:ARG:NH2	2.34	0.58
1:F:757:LYS:HE2	1:F:1176:GLU:OE2	2.04	0.58
1:F:845:SER:O	1:F:848:ALA:HB3	2.04	0.58
1:F:997:THR:HG22	1:F:998:VAL:N	2.19	0.58
1:F:1368:MET:HB3	1:F:1387:MET:HG3	1.86	0.58
2:G:271:VAL:CG2	2:G:285:LEU:HG	2.31	0.58
2:H:37:ASP:OD1	2:H:38:GLU:HG2	2.03	0.58
2:H:77:LEU:HD22	2:H:130:THR:OG1	2.04	0.58
2:H:175:VAL:HG12	2:H:213:ILE:O	2.04	0.58
2:H:189:GLY:O	2:H:265:LEU:HD13	2.03	0.58
2:I:178:ARG:HD3	2:I:219:GLU:OE1	2.04	0.58
2:I:257:ASN:HD22	2:I:364:ALA:HB3	1.67	0.58
2:J:69:LEU:HD12	2:J:69:LEU:C	2.23	0.58
2:J:257:ASN:ND2	2:J:394:LEU:HA	2.19	0.58
2:J:420:TRP:HB2	2:J:422:THR:CG2	2.33	0.58
2:K:34:ARG:O	2:K:122:SER:HB2	2.03	0.58
2:K:108:CYS:SG	2:K:118:VAL:HG22	2.44	0.58
2:L:271:VAL:CG1	2:L:281:GLU:HG2	2.33	0.58
2:L:417:VAL:HG11	2:L:421:GLY:HA2	1.86	0.58
1:A:227:MET:HE2	1:A:282:GLU:HG2	1.85	0.57
1:A:319:TYR:O	1:A:322:SER:OG	2.17	0.57
1:A:780:ARG:NH1	2:J:50:CYS:CB	2.56	0.57
1:A:1282:GLN:CA	1:A:1302:GLY:O	2.52	0.57

*Continued on next page...*

*Continued from previous page...*

Atom-1	Atom-2	Interatomic distance (Å)	Clash overlap (Å)
1:A:1442:GLU:CG	2:L:374:ALA:O	2.51	0.57
1:B:227:MET:HE2	1:B:282:GLU:CG	2.34	0.57
1:B:607:THR:HB	1:B:645:ARG:HB2	1.86	0.57
1:B:869:GLY:O	1:B:873:VAL:HG23	2.03	0.57
1:B:1318:ASN:H	1:B:1318:ASN:ND2	2.01	0.57
1:C:319:TYR:O	1:C:322:SER:OG	2.17	0.57
1:C:494:GLY:O	1:C:495:LEU:C	2.42	0.57
1:C:582:LEU:HB3	1:C:755:GLN:HE21	1.69	0.57
1:C:746:ILE:HG23	1:C:1182:ASP:CB	2.29	0.57
1:D:589:ILE:HD12	1:D:627:VAL:HG23	1.85	0.57
1:D:1220:ARG:N	1:D:1221:PRO:CD	2.67	0.57
1:D:1247:SER:OG	1:D:1280:ALA:HA	2.05	0.57
1:D:1291:ASP:OD1	1:D:1291:ASP:C	2.42	0.57
1:D:1442:GLU:HA	2:I:373:ASP:OD2	2.04	0.57
1:E:223:GLN:HB3	1:E:224:PRO:HA	1.85	0.57
1:E:236:THR:HG23	1:E:240:ASN:ND2	2.19	0.57
1:E:260:MET:O	1:E:263:LEU:CB	2.52	0.57
1:E:582:LEU:HB3	1:E:755:GLN:HE21	1.69	0.57
1:E:663:ALA:O	1:E:720:ARG:NE	2.36	0.57
1:F:113:ASN:HD21	1:F:115:ASP:H	1.47	0.57
1:F:528:ASN:HB2	1:F:542:LEU:HD22	1.85	0.57
1:F:838:VAL:O	1:F:1151:ALA:HB1	2.04	0.57
2:G:138:LYS:HE3	2:G:164:GLU:OE2	2.04	0.57
2:G:305:VAL:HG11	2:G:342:VAL:HG21	1.82	0.57
2:H:271:VAL:CG1	2:H:281:GLU:HG2	2.33	0.57
2:J:37:ASP:OD1	2:J:38:GLU:HG2	2.03	0.57
2:J:49:GLN:OE1	2:J:66:PRO:HA	2.04	0.57
2:J:132:TRP:HD1	2:J:202:ARG:CD	2.17	0.57
2:J:238:VAL:CG2	2:J:439:ALA:HB2	2.33	0.57
2:K:99:PRO:HD2	2:K:449:LEU:CD1	2.34	0.57
2:K:321:ARG:HD3	2:K:322:ARG:HB2	1.86	0.57
2:L:99:PRO:HD2	2:L:449:LEU:CD1	2.34	0.57
2:L:138:LYS:HE3	2:L:164:GLU:OE2	2.04	0.57
2:L:365:VAL:CG2	2:L:366:ARG:HG3	2.31	0.57
1:A:139:VAL:CG1	1:A:143:GLN:CB	2.81	0.57
1:A:1008:THR:HG22	1:A:1009:ILE:H	1.64	0.57
1:A:1114:PRO:CG	2:J:109:VAL:O	2.51	0.57
1:B:78:LEU:HB3	1:B:79:PRO:HD2	1.86	0.57
1:B:1109:HIS:ND1	1:B:1109:HIS:N	2.44	0.57
1:C:57:ASP:O	1:C:58:HIS:C	2.41	0.57
1:C:260:MET:O	1:C:263:LEU:CB	2.52	0.57

*Continued on next page...*

*Continued from previous page...*

Atom-1	Atom-2	Interatomic distance (Å)	Clash overlap (Å)
1:C:457:THR:O	1:C:460:ASP:HB2	2.04	0.57
1:C:1446:ASP:O	1:C:1447:TRP:C	2.42	0.57
1:D:1:CYS:SG	1:D:211:TYR:HB2	2.45	0.57
1:D:648:GLU:O	1:D:648:GLU:CG	2.51	0.57
1:E:76:VAL:HG13	1:E:129:GLU:O	2.04	0.57
1:E:447:LEU:HD12	1:E:447:LEU:O	2.04	0.57
1:E:897:ASP:OD1	1:E:897:ASP:C	2.42	0.57
1:E:957:ARG:HD2	1:E:965:LEU:HD12	1.87	0.57
1:F:1055:VAL:O	1:F:1056:LEU:C	2.41	0.57
2:G:37:ASP:OD1	2:G:38:GLU:HG2	2.03	0.57
2:G:277:VAL:HG12	2:G:279:ALA:H	1.68	0.57
2:G:291:HIS:HD2	2:G:392:ALA:CB	2.16	0.57
2:H:34:ARG:O	2:H:122:SER:HB2	2.03	0.57
2:H:68:TRP:HD1	2:H:69:LEU:N	2.01	0.57
2:H:288:ALA:HB3	2:H:311:GLN:HG3	1.85	0.57
2:I:138:LYS:HE3	2:I:164:GLU:OE2	2.04	0.57
2:I:291:HIS:HE1	2:I:317:LYS:CB	2.16	0.57
2:K:138:LYS:HE3	2:K:164:GLU:OE2	2.04	0.57
2:K:418:THR:HG22	2:K:422:THR:O	2.04	0.57
2:K:447:ALA:HB1	2:K:452:TRP:HE3	1.65	0.57
2:L:108:CYS:SG	2:L:118:VAL:HG22	2.44	0.57
2:L:288:ALA:HB3	2:L:311:GLN:HG3	1.85	0.57
1:A:223:GLN:HB3	1:A:224:PRO:HA	1.85	0.57
1:A:606:LEU:C	1:A:607:THR:HG22	2.24	0.57
1:A:897:ASP:OD1	1:A:897:ASP:C	2.42	0.57
1:A:1212:ASP:CG	1:A:1243:GLY:H	2.07	0.57
1:A:1374:VAL:O	1:A:1375:ILE:HG12	2.01	0.57
1:B:780:ARG:HB3	2:G:51:GLY:C	2.24	0.57
1:B:1052:VAL:O	1:B:1053:HIS:C	2.38	0.57
1:B:1251:THR:OG1	1:B:1281:VAL:HG11	2.05	0.57
1:C:250:ARG:NH1	1:C:530:GLY:HA2	2.20	0.57
1:C:625:GLY:O	1:C:626:ALA:C	2.42	0.57
1:C:876:ASN:CB	1:E:1227:GLU:CD	2.73	0.57
1:C:876:ASN:CB	1:E:1227:GLU:OE2	2.52	0.57
1:C:894:PHE:CD2	1:C:924:GLN:HG3	2.39	0.57
1:C:1285:LYS:HA	1:C:1304:THR:O	2.04	0.57
1:D:52:GLN:NE2	1:D:71:LEU:HB2	2.17	0.57
1:D:236:THR:HG22	1:D:328:ASP:H	1.62	0.57
1:D:757:LYS:HE2	1:D:1176:GLU:OE2	2.04	0.57
1:D:845:SER:O	1:D:848:ALA:HB3	2.04	0.57
1:D:1121:ASP:OD1	1:D:1121:ASP:C	2.42	0.57

*Continued on next page...*

*Continued from previous page...*

Atom-1	Atom-2	Interatomic distance (Å)	Clash overlap (Å)
1:D:1251:THR:OG1	1:D:1281:VAL:HG11	2.05	0.57
1:E:218:THR:HG22	1:E:221:LEU:H	1.69	0.57
1:E:419:TRP:O	1:E:422:ASN:HB2	2.04	0.57
1:E:1282:GLN:CA	1:E:1302:GLY:O	2.52	0.57
1:F:4:GLY:HA3	1:F:207:TYR:CZ	2.39	0.57
1:F:37:ASP:OD1	1:F:38:GLY:N	2.38	0.57
1:F:526:LEU:HD12	1:F:526:LEU:H	1.66	0.57
1:F:666:VAL:HG12	1:F:667:ASN:N	2.19	0.57
1:F:693:MET:HA	1:F:693:MET:HE3	1.85	0.57
1:F:731:SER:N	1:F:748:GLY:H	2.02	0.57
1:F:782:ARG:NE	2:I:53:PRO:HD3	2.17	0.57
2:H:108:CYS:SG	2:H:118:VAL:HG22	2.44	0.57
2:I:99:PRO:HD2	2:I:449:LEU:CD1	2.34	0.57
2:I:132:TRP:HD1	2:I:202:ARG:CD	2.17	0.57
2:I:360:THR:HG22	2:I:365:VAL:CG1	2.33	0.57
2:J:418:THR:HG22	2:J:422:THR:O	2.04	0.57
2:K:291:HIS:HD2	2:K:392:ALA:CB	2.16	0.57
2:K:417:VAL:HG11	2:K:421:GLY:HA2	1.86	0.57
2:L:114:THR:HG23	2:L:115:HIS:H	1.69	0.57
1:A:260:MET:O	1:A:263:LEU:CB	2.52	0.57
1:A:582:LEU:O	1:A:585:ALA:HB3	2.03	0.57
1:A:652:THR:CG2	1:A:703:GLY:HA3	2.35	0.57
1:A:876:ASN:CB	1:C:1227:GLU:OE2	2.52	0.57
1:B:387:PRO:CD	1:B:1344:GLU:OE2	2.47	0.57
1:B:648:GLU:O	1:B:648:GLU:CG	2.51	0.57
1:B:739:PHE:C	1:B:740:PRO:O	2.43	0.57
1:B:757:LYS:HE2	1:B:1176:GLU:OE2	2.04	0.57
1:C:56:LYS:O	1:C:57:ASP:C	2.42	0.57
1:C:447:LEU:HD12	1:C:447:LEU:O	2.04	0.57
1:C:515:ARG:NE	1:C:1367:TYR:HE1	1.99	0.57
1:C:1282:GLN:CA	1:C:1302:GLY:O	2.52	0.57
1:D:295:LYS:HE2	1:D:299:VAL:CG1	2.35	0.57
1:D:537:GLU:HG3	1:D:538:THR:N	2.08	0.57
1:D:1055:VAL:O	1:D:1056:LEU:C	2.41	0.57
1:E:102:TYR:HA	1:E:136:ASN:OD1	2.04	0.57
1:E:250:ARG:NH1	1:E:530:GLY:HA2	2.20	0.57
1:E:582:LEU:O	1:E:585:ALA:HB3	2.03	0.57
1:F:31:ARG:NH1	1:F:368:GLU:OE1	2.37	0.57
1:F:1274:GLN:NE2	1:F:1293:ASN:HB3	2.17	0.57
1:F:1291:ASP:OD1	1:F:1291:ASP:C	2.42	0.57
2:H:43:GLN:CD	2:H:119:THR:HG23	2.25	0.57

*Continued on next page...*

*Continued from previous page...*

Atom-1	Atom-2	Interatomic distance (Å)	Clash overlap (Å)
2:H:153:ILE:HG12	2:H:220:VAL:CG2	2.34	0.57
2:H:291:HIS:HD2	2:H:392:ALA:CB	2.16	0.57
2:I:114:THR:HG23	2:I:115:HIS:H	1.69	0.57
2:J:71:LEU:CD1	2:J:80:ALA:H	2.17	0.57
2:J:321:ARG:HB2	2:J:351:GLU:CB	2.35	0.57
2:K:43:GLN:CD	2:K:119:THR:HG23	2.25	0.57
2:K:430:LYS:HD2	2:K:460:ALA:HB2	1.82	0.57
2:K:430:LYS:CE	2:K:440:ALA:HB2	2.32	0.57
2:K:449:LEU:HD11	2:K:451:VAL:CG1	2.31	0.57
1:A:457:THR:O	1:A:460:ASP:HB2	2.04	0.57
1:A:893:ARG:HG2	1:A:903:TRP:HB2	1.85	0.57
1:A:950:THR:CG2	1:A:952:MET:H	2.15	0.57
1:B:1:CYS:SG	1:B:211:TYR:HB2	2.45	0.57
1:B:997:THR:HG22	1:B:998:VAL:N	2.19	0.57
1:B:1336:LEU:HB3	1:B:1355:VAL:HG13	1.84	0.57
1:C:139:VAL:HG12	1:C:143:GLN:HB2	1.87	0.57
1:C:236:THR:HG23	1:C:240:ASN:HD21	1.69	0.57
1:C:293:MET:HG2	1:C:410:LEU:CD2	2.35	0.57
1:C:606:LEU:C	1:C:607:THR:HG22	2.24	0.57
1:C:1251:THR:OG1	1:C:1281:VAL:HG11	2.04	0.57
1:D:116:ILE:HD13	1:D:190:THR:CG2	2.35	0.57
1:D:1228:LYS:H	1:F:901:ASP:HA	1.69	0.57
1:D:1366:GLU:CG	1:D:1367:TYR:CD2	2.84	0.57
1:D:1438:ARG:NE	2:I:376:GLY:C	2.29	0.57
1:E:251:MET:SD	1:E:532:ILE:HD11	2.44	0.57
1:E:606:LEU:C	1:E:607:THR:HG22	2.24	0.57
1:E:1446:ASP:O	1:E:1447:TRP:C	2.41	0.57
1:F:235:ASN:ND2	1:F:328:ASP:O	2.38	0.57
1:F:513:SER:CB	1:F:520:MET:HE1	2.23	0.57
2:G:178:ARG:HD3	2:G:219:GLU:OE1	2.04	0.57
2:H:132:TRP:HD1	2:H:202:ARG:CD	2.17	0.57
2:I:100:GLN:HA	2:I:100:GLN:NE2	2.17	0.57
2:I:321:ARG:HB2	2:I:351:GLU:CB	2.35	0.57
2:I:365:VAL:CG2	2:I:366:ARG:HG3	2.31	0.57
2:I:416:LYS:HZ2	2:I:416:LYS:HB2	1.69	0.57
2:J:100:GLN:C	2:J:105:GLU:HG2	2.25	0.57
2:J:153:ILE:HG12	2:J:220:VAL:CG2	2.33	0.57
2:K:71:LEU:CD1	2:K:80:ALA:H	2.17	0.57
2:K:100:GLN:C	2:K:105:GLU:HG2	2.25	0.57
2:K:175:VAL:HG12	2:K:213:ILE:O	2.04	0.57
2:K:190:ILE:HG23	2:K:191:PRO:HD2	1.84	0.57

*Continued on next page...*

*Continued from previous page...*

Atom-1	Atom-2	Interatomic distance (Å)	Clash overlap (Å)
2:L:49:GLN:OE1	2:L:66:PRO:HA	2.04	0.57
2:L:77:LEU:HD22	2:L:130:THR:OG1	2.04	0.57
1:A:89:CYS:O	1:A:93:VAL:HG23	2.03	0.57
1:A:558:MET:O	1:A:560:ASP:N	2.36	0.57
1:B:484:PRO:HG3	1:B:823:MET:HG3	1.85	0.57
1:B:731:SER:N	1:B:748:GLY:H	2.02	0.57
1:B:1122:ASP:O	1:B:1126:GLN:HG3	2.05	0.57
1:C:102:TYR:CE2	1:C:144:PHE:CD1	2.93	0.57
1:C:957:ARG:HD2	1:C:965:LEU:HD12	1.87	0.57
1:D:80:ARG:HD3	1:D:125:ARG:O	2.05	0.57
1:D:607:THR:HB	1:D:645:ARG:HB2	1.86	0.57
1:D:918:THR:O	1:D:919:ALA:C	2.43	0.57
1:D:997:THR:HG22	1:D:998:VAL:N	2.19	0.57
1:E:734:LEU:HD12	1:E:734:LEU:O	2.04	0.57
1:F:1009:ILE:O	1:F:1010:ALA:C	2.37	0.57
1:F:1210:THR:HG22	1:F:1211:LEU:N	2.09	0.57
1:F:1220:ARG:N	1:F:1221:PRO:CD	2.67	0.57
2:G:304:CYS:O	2:G:307:THR:HG23	2.05	0.57
2:H:100:GLN:C	2:H:105:GLU:HG2	2.25	0.57
2:H:110:ILE:HB	2:H:115:HIS:CE1	2.40	0.57
2:H:178:ARG:HD3	2:H:219:GLU:OE1	2.04	0.57
2:I:175:VAL:HG12	2:I:213:ILE:O	2.04	0.57
2:I:302:MET:HE1	2:I:333:GLU:HG3	1.85	0.57
2:J:114:THR:HG23	2:J:115:HIS:H	1.69	0.57
2:J:138:LYS:HE3	2:J:164:GLU:OE2	2.04	0.57
2:J:178:ARG:HD3	2:J:219:GLU:OE1	2.04	0.57
2:K:64:ASN:ND2	2:K:67:ASP:HB2	2.20	0.57
2:K:77:LEU:HD22	2:K:130:THR:OG1	2.04	0.57
2:L:64:ASN:ND2	2:L:67:ASP:HB2	2.20	0.57
2:L:291:HIS:CE1	2:L:317:LYS:HB3	2.38	0.57
2:L:321:ARG:HD3	2:L:322:ARG:HB2	1.86	0.57
1:A:250:ARG:NH1	1:A:530:GLY:HA2	2.20	0.57
1:A:876:ASN:CB	1:C:1227:GLU:CD	2.73	0.57
1:A:1388:THR:O	1:A:1388:THR:HG23	2.01	0.57
1:A:1446:ASP:O	1:A:1447:TRP:C	2.42	0.57
1:B:235:ASN:ND2	1:B:328:ASP:O	2.38	0.57
1:B:295:LYS:HZ3	1:B:299:VAL:HG12	1.69	0.57
1:B:797:THR:HG21	1:B:812:LYS:HG2	1.86	0.57
1:C:652:THR:CG2	1:C:703:GLY:HA3	2.34	0.57
1:C:706:LYS:O	1:C:707:ILE:C	2.43	0.57
1:C:787:ARG:HH12	1:C:821:PRO:CB	2.17	0.57

*Continued on next page...*

*Continued from previous page...*

Atom-1	Atom-2	Interatomic distance (Å)	Clash overlap (Å)
1:D:782:ARG:HH21	2:H:51:GLY:HA3	0.69	0.57
1:E:61:VAL:CG1	1:E:61:VAL:O	2.51	0.57
1:E:494:GLY:O	1:E:495:LEU:C	2.42	0.57
1:E:652:THR:CG2	1:E:703:GLY:HA3	2.35	0.57
1:E:838:VAL:HG12	1:E:839:PRO:CD	2.32	0.57
1:E:1288:VAL:HG12	1:E:1288:VAL:O	2.05	0.57
1:F:607:THR:HB	1:F:645:ARG:HB2	1.86	0.57
1:F:823:MET:O	1:F:824:GLN:NE2	2.37	0.57
1:F:1366:GLU:CG	1:F:1367:TYR:CD2	2.84	0.57
1:F:1442:GLU:HA	2:G:373:ASP:OD2	2.04	0.57
2:G:108:CYS:SG	2:G:118:VAL:HG22	2.44	0.57
2:G:320:TYR:CD2	2:G:346:TRP:CD2	2.92	0.57
2:H:71:LEU:CD1	2:H:80:ALA:H	2.17	0.57
2:H:320:TYR:CD2	2:H:346:TRP:CD2	2.93	0.57
2:H:321:ARG:HD3	2:H:322:ARG:HB2	1.86	0.57
2:I:89:ASN:OD1	2:I:164:GLU:HB3	2.05	0.57
2:J:89:ASN:OD1	2:J:164:GLU:HB3	2.05	0.57
2:J:108:CYS:SG	2:J:118:VAL:HG22	2.44	0.57
2:K:90:PHE:HB3	2:K:93:ILE:HG22	1.86	0.57
2:K:110:ILE:HB	2:K:115:HIS:CE1	2.40	0.57
2:K:207:LEU:HD12	2:K:207:LEU:C	2.24	0.57
2:K:302:MET:HE1	2:K:334:VAL:N	2.20	0.57
2:L:89:ASN:OD1	2:L:164:GLU:HB3	2.05	0.57
1:A:560:ASP:O	1:A:562:MET:N	2.38	0.57
1:A:1285:LYS:HA	1:A:1304:THR:O	2.04	0.57
1:B:594:GLU:OE1	1:B:598:ARG:NH2	2.34	0.57
1:B:1442:GLU:HA	2:H:373:ASP:OD2	2.04	0.57
1:C:246:ALA:O	1:C:247:HIS:C	2.42	0.57
1:C:251:MET:SD	1:C:532:ILE:HD11	2.44	0.57
1:C:547:SER:C	1:C:549:VAL:N	2.58	0.57
1:C:551:THR:HG23	1:C:554:GLU:OE2	2.05	0.57
1:C:560:ASP:O	1:C:562:MET:N	2.38	0.57
1:C:894:PHE:CE2	1:C:924:GLN:HG3	2.40	0.57
1:D:572:THR:HG23	1:D:573:PHE:N	2.16	0.57
1:E:45:GLY:HA3	1:E:224:PRO:HD2	1.85	0.57
1:E:102:TYR:CE2	1:E:144:PHE:CD1	2.93	0.57
1:E:562:MET:HE3	1:E:566:ALA:HB2	1.85	0.57
1:F:446:GLU:O	1:F:447:LEU:C	2.40	0.57
1:F:950:THR:HG23	1:F:951:GLU:H	1.69	0.57
2:H:277:VAL:HG12	2:H:279:ALA:H	1.68	0.57
2:H:417:VAL:HG11	2:H:421:GLY:HA2	1.86	0.57

*Continued on next page...*

*Continued from previous page...*

Atom-1	Atom-2	Interatomic distance (Å)	Clash overlap (Å)
2:H:430:LYS:CE	2:H:440:ALA:HB2	2.32	0.57
2:H:432:THR:HG22	2:H:434:MET:N	2.15	0.57
2:J:99:PRO:HD2	2:J:449:LEU:CD1	2.34	0.57
2:J:320:TYR:CD2	2:J:346:TRP:CD2	2.92	0.57
1:A:957:ARG:HD2	1:A:965:LEU:HD12	1.87	0.57
1:A:1075:THR:CG2	1:A:1076:GLY:N	2.66	0.57
1:B:589:ILE:HD12	1:B:627:VAL:HG23	1.85	0.57
1:B:1121:ASP:OD1	1:B:1121:ASP:C	2.42	0.57
1:B:1131:THR:CG2	1:B:1133:GLU:OE1	2.42	0.57
1:B:1438:ARG:NE	2:H:376:GLY:C	2.29	0.57
1:C:857:GLY:HA2	1:C:883:ASP:O	2.05	0.57
1:D:211:TYR:O	1:D:212:SER:HB3	2.04	0.57
1:D:777:GLY:O	1:D:788:HIS:CE1	2.51	0.57
1:E:57:ASP:O	1:E:58:HIS:C	2.41	0.57
1:E:291:ALA:HB3	1:E:292:PRO:CD	2.27	0.57
1:E:293:MET:HG2	1:E:410:LEU:CD2	2.35	0.57
1:E:457:THR:O	1:E:460:ASP:HB2	2.04	0.57
1:E:913:GLY:O	1:E:915:PHE:N	2.35	0.57
1:E:1335:LYS:HA	1:E:1354:THR:O	2.05	0.57
1:F:116:ILE:HD13	1:F:190:THR:CG2	2.35	0.57
1:F:797:THR:HG21	1:F:812:LYS:HG2	1.86	0.57
2:G:64:ASN:ND2	2:G:67:ASP:HB2	2.20	0.57
2:G:321:ARG:HB2	2:G:351:GLU:CB	2.35	0.57
2:G:366:ARG:NE	2:G:391:GLN:HG2	2.14	0.57
2:H:181:ARG:O	2:H:182:MET:HE3	2.04	0.57
2:I:321:ARG:O	2:I:351:GLU:HA	2.05	0.57
2:I:440:ALA:HB1	2:I:456:ASP:HB2	1.85	0.57
2:J:77:LEU:HD22	2:J:130:THR:OG1	2.04	0.57
2:J:110:ILE:HB	2:J:115:HIS:CE1	2.40	0.57
2:K:114:THR:HG23	2:K:115:HIS:H	1.69	0.57
2:K:432:THR:HG22	2:K:434:MET:N	2.15	0.57
1:A:149:TYR:O	1:A:150:ILE:C	2.42	0.57
1:A:447:LEU:HD12	1:A:447:LEU:O	2.04	0.57
1:A:781:PHE:CE2	2:J:57:VAL:CG2	2.82	0.57
1:A:825:LEU:HD12	1:A:1186:ARG:NH1	2.13	0.57
1:A:902:ASN:CA	1:C:1227:GLU:HG2	2.23	0.57
1:A:1227:GLU:OE2	1:E:876:ASN:CB	2.52	0.57
1:A:1335:LYS:HA	1:A:1354:THR:O	2.05	0.57
1:B:528:ASN:HB2	1:B:542:LEU:HD22	1.86	0.57
1:B:666:VAL:HG12	1:B:667:ASN:N	2.19	0.57
1:C:1335:LYS:HA	1:C:1354:THR:O	2.05	0.57

*Continued on next page...*



*Continued from previous page...*

Atom-1	Atom-2	Interatomic distance (Å)	Clash overlap (Å)
1:D:823:MET:O	1:D:824:GLN:NE2	2.37	0.57
1:D:1122:ASP:O	1:D:1126:GLN:HG3	2.05	0.57
1:E:531:ASN:C	1:E:533:LEU:N	2.57	0.57
1:E:570:ASP:OD1	1:E:572:THR:HB	2.04	0.57
1:F:1:CYS:SG	1:F:211:TYR:HB2	2.45	0.57
1:F:211:TYR:O	1:F:212:SER:HB3	2.04	0.57
2:G:418:THR:HG22	2:G:422:THR:O	2.04	0.57
2:H:304:CYS:O	2:H:307:THR:HG23	2.05	0.57
2:H:321:ARG:HB2	2:H:351:GLU:CB	2.35	0.57
2:I:64:ASN:ND2	2:I:67:ASP:HB2	2.20	0.57
2:I:304:CYS:O	2:I:307:THR:HG23	2.05	0.57
2:I:418:THR:HG22	2:I:422:THR:O	2.04	0.57
2:J:321:ARG:HD3	2:J:322:ARG:HB2	1.86	0.57
2:J:440:ALA:HB1	2:J:456:ASP:HB2	1.85	0.57
2:K:304:CYS:O	2:K:307:THR:HG23	2.05	0.57
2:L:100:GLN:C	2:L:105:GLU:HG2	2.25	0.57
2:L:320:TYR:CD2	2:L:346:TRP:CD2	2.93	0.57
2:L:418:THR:HG22	2:L:422:THR:O	2.04	0.57
1:A:1227:GLU:CD	1:E:876:ASN:CB	2.73	0.56
1:B:113:ASN:ND2	1:B:113:ASN:C	2.49	0.56
1:B:116:ILE:HD13	1:B:190:THR:CG2	2.35	0.56
1:B:209:GLN:HG3	1:B:210:ARG:N	2.20	0.56
1:B:728:ILE:HD12	1:B:1047:MET:HE1	1.82	0.56
1:B:1393:TYR:CD2	1:B:1424:LEU:HD12	2.40	0.56
4:B:2474:FMN:O4'	4:B:2474:FMN:H9	2.05	0.56
1:C:447:LEU:HD13	1:C:670:LEU:CD2	2.33	0.56
1:C:893:ARG:HG2	1:C:903:TRP:HB2	1.85	0.56
1:D:78:LEU:HB3	1:D:79:PRO:HD2	1.86	0.56
1:D:528:ASN:HB2	1:D:542:LEU:HD22	1.86	0.56
4:D:2474:FMN:O4'	4:D:2474:FMN:H9	2.05	0.56
1:E:560:ASP:O	1:E:562:MET:N	2.38	0.56
1:E:857:GLY:HA2	1:E:883:ASP:O	2.05	0.56
2:G:110:ILE:HB	2:G:115:HIS:CE1	2.40	0.56
2:I:49:GLN:OE1	2:I:66:PRO:HA	2.04	0.56
2:I:246:ARG:HD3	2:I:399:LEU:CB	2.33	0.56
2:I:320:TYR:CD2	2:I:346:TRP:CD2	2.92	0.56
2:I:321:ARG:HD3	2:I:322:ARG:HB2	1.86	0.56
2:J:175:VAL:HG12	2:J:213:ILE:O	2.04	0.56
2:K:49:GLN:OE1	2:K:66:PRO:HA	2.04	0.56
2:K:320:TYR:CD2	2:K:346:TRP:CD2	2.92	0.56
1:A:236:THR:HG23	1:A:240:ASN:HD21	1.69	0.56

*Continued on next page...*

Continued from previous page...

Atom-1	Atom-2	Interatomic distance (Å)	Clash overlap (Å)
1:A:1251:THR:OG1	1:A:1281:VAL:HG11	2.04	0.56
1:B:950:THR:HG23	1:B:951:GLU:H	1.69	0.56
1:C:139:VAL:CG1	1:C:143:GLN:CB	2.81	0.56
1:C:711:MET:O	1:C:713:ILE:HG13	2.06	0.56
1:C:732:ARG:HD2	1:D:94:GLU:OE1	2.06	0.56
1:C:1212:ASP:CG	1:C:1243:GLY:H	2.07	0.56
1:C:1226:GLY:O	1:C:1227:GLU:O	2.23	0.56
1:D:513:SER:CB	1:D:520:MET:CE	2.79	0.56
1:D:731:SER:N	1:D:748:GLY:H	2.02	0.56
1:D:783:LYS:NZ	2:H:57:VAL:HG12	2.20	0.56
1:D:1348:VAL:O	1:D:1348:VAL:CG1	2.53	0.56
1:F:857:GLY:HA2	1:F:883:ASP:O	2.05	0.56
1:F:1121:ASP:OD1	1:F:1121:ASP:C	2.42	0.56
2:G:132:TRP:HD1	2:G:202:ARG:CD	2.17	0.56
2:G:174:HIS:ND1	2:G:213:ILE:HG22	2.21	0.56
2:G:264:TYR:O	2:G:267:THR:HG23	2.06	0.56
2:H:257:ASN:ND2	2:H:394:LEU:HA	2.19	0.56
2:I:100:GLN:C	2:I:105:GLU:HG2	2.25	0.56
2:I:207:LEU:HD12	2:I:207:LEU:C	2.24	0.56
2:I:358:VAL:HG13	2:I:365:VAL:HG13	1.87	0.56
2:J:259:VAL:HG21	2:J:264:TYR:CB	2.14	0.56
2:J:304:CYS:O	2:J:307:THR:HG23	2.05	0.56
2:K:89:ASN:OD1	2:K:164:GLU:HB3	2.05	0.56
2:L:43:GLN:CD	2:L:119:THR:HG23	2.25	0.56
2:L:132:TRP:HD1	2:L:202:ARG:CD	2.17	0.56
2:L:257:ASN:ND2	2:L:394:LEU:HA	2.19	0.56
2:L:304:CYS:O	2:L:307:THR:HG23	2.05	0.56
2:L:321:ARG:O	2:L:351:GLU:HA	2.05	0.56
1:A:139:VAL:HG12	1:A:143:GLN:HB2	1.87	0.56
1:A:182:MET:CE	1:A:217:PRO:HB3	2.27	0.56
1:A:235:ASN:C	1:A:235:ASN:ND2	2.52	0.56
1:A:250:ARG:NE	1:A:639:PHE:CE1	2.73	0.56
1:A:531:ASN:C	1:A:533:LEU:N	2.57	0.56
1:A:734:LEU:HD12	1:A:734:LEU:O	2.04	0.56
1:A:899:ASN:OD1	1:C:1260:GLN:CD	2.44	0.56
1:A:961:PRO:O	1:A:963:VAL:N	2.39	0.56
1:A:1131:THR:CG2	1:A:1133:GLU:OE1	2.54	0.56
1:A:1226:GLY:O	1:A:1227:GLU:O	2.23	0.56
1:A:1260:GLN:CD	1:E:899:ASN:OD1	2.44	0.56
1:B:3:VAL:CG2	1:B:231:ASN:HB2	2.36	0.56
1:B:148:LEU:HD22	1:B:172:LEU:HG	1.87	0.56

Continued on next page...

*Continued from previous page...*

Atom-1	Atom-2	Interatomic distance (Å)	Clash overlap (Å)
1:B:295:LYS:HE2	1:B:299:VAL:CG1	2.35	0.56
1:B:526:LEU:HD12	1:B:526:LEU:H	1.66	0.56
1:B:826:ARG:NH1	1:B:826:ARG:CG	2.67	0.56
1:B:901:ASP:HA	1:F:1228:LYS:H	1.69	0.56
1:B:1247:SER:OG	1:B:1280:ALA:HA	2.04	0.56
1:C:45:GLY:HA3	1:C:224:PRO:HD2	1.85	0.56
1:C:236:THR:HG23	1:C:240:ASN:ND2	2.19	0.56
1:C:746:ILE:O	1:C:747:SER:C	2.43	0.56
1:C:1010:ALA:HB2	1:C:1052:VAL:HG22	1.88	0.56
1:C:1163:GLY:O	1:C:1165:THR:N	2.39	0.56
1:C:1401:LEU:C	1:C:1401:LEU:CD1	2.73	0.56
1:D:235:ASN:ND2	1:D:328:ASP:O	2.38	0.56
1:D:239:GLY:O	1:D:243:TRP:CD1	2.59	0.56
1:D:950:THR:HG23	1:D:951:GLU:H	1.69	0.56
1:D:1159:ASN:C	1:D:1161:VAL:H	2.09	0.56
1:E:139:VAL:HG12	1:E:143:GLN:HB2	1.87	0.56
1:E:250:ARG:NE	1:E:639:PHE:CE1	2.73	0.56
1:E:430:VAL:HG11	1:E:554:GLU:HB2	1.88	0.56
1:E:551:THR:HG23	1:E:554:GLU:OE2	2.05	0.56
1:E:555:PHE:CD1	1:E:555:PHE:C	2.78	0.56
1:E:710:LYS:CG	1:E:939:GLY:HA3	2.34	0.56
1:E:711:MET:O	1:E:713:ILE:HG13	2.06	0.56
1:E:787:ARG:HH12	1:E:821:PRO:CB	2.17	0.56
1:E:961:PRO:O	1:E:963:VAL:N	2.39	0.56
1:E:969:PRO:HD2	1:E:970:PRO:HD2	1.88	0.56
1:E:1226:GLY:O	1:E:1227:GLU:O	2.23	0.56
1:F:239:GLY:O	1:F:243:TRP:CD1	2.59	0.56
1:F:466:HIS:HB3	1:F:467:PRO:HD3	1.87	0.56
1:F:505:GLN:NE2	1:F:1000:LEU:CB	2.59	0.56
1:F:1047:MET:HE2	1:F:1186:ARG:NH2	1.97	0.56
1:F:1247:SER:OG	1:F:1280:ALA:HA	2.04	0.56
1:F:1251:THR:OG1	1:F:1281:VAL:HG11	2.05	0.56
1:F:1348:VAL:O	1:F:1348:VAL:CG1	2.53	0.56
2:G:43:GLN:CD	2:G:119:THR:HG23	2.25	0.56
2:G:100:GLN:C	2:G:105:GLU:HG2	2.25	0.56
2:G:430:LYS:CE	2:G:440:ALA:HB2	2.32	0.56
2:H:127:ILE:HG23	2:H:128:ASN:H	1.70	0.56
2:H:225:SER:HB3	2:H:227:PRO:CD	2.23	0.56
2:H:250:ALA:HB1	2:H:251:PRO:CD	2.33	0.56
2:I:43:GLN:CD	2:I:119:THR:HG23	2.25	0.56
2:I:110:ILE:HB	2:I:115:HIS:CE1	2.40	0.56

*Continued on next page...*

*Continued from previous page...*

Atom-1	Atom-2	Interatomic distance (Å)	Clash overlap (Å)
2:I:127:ILE:HG23	2:I:128:ASN:H	1.70	0.56
2:I:174:HIS:ND1	2:I:213:ILE:HG22	2.21	0.56
2:I:350:PRO:HD3	2:I:374:ALA:HB2	1.88	0.56
2:J:43:GLN:CD	2:J:119:THR:HG23	2.25	0.56
2:J:127:ILE:HG23	2:J:128:ASN:H	1.70	0.56
2:J:174:HIS:ND1	2:J:213:ILE:HG22	2.21	0.56
2:J:207:LEU:HD12	2:J:207:LEU:C	2.24	0.56
2:J:246:ARG:HD3	2:J:399:LEU:CB	2.33	0.56
2:J:250:ALA:HB1	2:J:251:PRO:CD	2.33	0.56
2:K:127:ILE:HG23	2:K:128:ASN:H	1.70	0.56
2:K:132:TRP:HD1	2:K:202:ARG:CD	2.17	0.56
2:K:322:ARG:HD3	2:K:349:ALA:C	2.26	0.56
2:L:246:ARG:HD3	2:L:399:LEU:CB	2.33	0.56
2:L:321:ARG:HB2	2:L:351:GLU:CB	2.35	0.56
2:L:358:VAL:HG11	2:L:366:ARG:HB2	1.88	0.56
2:L:440:ALA:HB1	2:L:456:ASP:HB2	1.85	0.56
1:A:896:PRO:CB	1:C:1226:GLY:C	2.74	0.56
1:B:782:ARG:HB3	2:G:53:PRO:HD2	1.80	0.56
1:C:5:PHE:O	1:C:365:GLY:N	2.34	0.56
1:D:739:PHE:C	1:D:740:PRO:O	2.43	0.56
4:D:2474:FMN:O4'	4:D:2474:FMN:C1'	2.10	0.56
1:E:182:MET:CE	1:E:217:PRO:HB3	2.27	0.56
1:E:937:LYS:HE3	1:E:1033:SER:CB	2.34	0.56
1:E:1336:LEU:HB3	1:E:1355:VAL:HG13	1.88	0.56
1:E:1400:SER:O	1:E:1401:LEU:C	2.44	0.56
1:F:777:GLY:CA	2:I:52:VAL:HG13	2.12	0.56
1:F:1322:ILE:HG23	1:F:1323:ILE:HG23	1.88	0.56
1:F:1366:GLU:HG2	1:F:1367:TYR:CE2	2.41	0.56
1:F:1388:THR:O	1:F:1388:THR:HG23	2.06	0.56
2:G:257:ASN:ND2	2:G:394:LEU:HA	2.19	0.56
2:G:321:ARG:HD3	2:G:322:ARG:HB2	1.86	0.56
2:G:322:ARG:HD3	2:G:349:ALA:C	2.26	0.56
2:G:322:ARG:CD	2:G:326:ASN:HD21	2.19	0.56
2:G:410:PHE:C	2:G:413:PRO:HD2	2.26	0.56
2:I:302:MET:HE3	2:I:334:VAL:HA	1.87	0.56
2:J:64:ASN:ND2	2:J:67:ASP:HB2	2.20	0.56
2:J:264:TYR:O	2:J:267:THR:HG23	2.06	0.56
2:J:418:THR:HG1	2:J:420:TRP:HD1	1.52	0.56
2:K:166:LEU:CD2	2:K:461:ALA:HB1	2.31	0.56
2:K:410:PHE:C	2:K:413:PRO:HD2	2.26	0.56
2:L:302:MET:HE1	2:L:334:VAL:N	2.19	0.56

*Continued on next page...*

*Continued from previous page...*

Atom-1	Atom-2	Interatomic distance (Å)	Clash overlap (Å)
1:A:409:HIS:O	1:A:413:LEU:HD23	2.06	0.56
1:A:969:PRO:HD2	1:A:970:PRO:HD2	1.88	0.56
1:A:1226:GLY:C	1:E:896:PRO:CB	2.74	0.56
1:A:1425:LYS:CD	1:A:1447:TRP:CE2	2.86	0.56
1:B:211:TYR:O	1:B:212:SER:HB3	2.04	0.56
1:B:513:SER:CB	1:B:520:MET:CE	2.79	0.56
1:B:570:ASP:OD1	1:B:572:THR:N	2.38	0.56
1:B:1159:ASN:C	1:B:1161:VAL:H	2.09	0.56
1:B:1348:VAL:O	1:B:1348:VAL:CG1	2.53	0.56
1:C:15:ARG:HD2	1:C:200:PHE:O	2.05	0.56
1:C:235:ASN:ND2	1:C:236:THR:N	2.38	0.56
1:C:555:PHE:C	1:C:555:PHE:CD1	2.78	0.56
1:C:969:PRO:HD2	1:C:970:PRO:HD2	1.88	0.56
1:D:209:GLN:HG3	1:D:210:ARG:N	2.20	0.56
1:D:515:ARG:NH2	1:D:966:ILE:HB	2.16	0.56
1:D:1093:GLY:O	1:D:1096:SER:N	2.39	0.56
1:D:1322:ILE:HG23	1:D:1323:ILE:HG23	1.88	0.56
1:D:1393:TYR:CD2	1:D:1424:LEU:HD12	2.40	0.56
1:E:15:ARG:HD2	1:E:200:PHE:O	2.06	0.56
1:E:672:GLN:HG3	1:E:693:MET:HE1	1.85	0.56
1:E:711:MET:O	1:E:713:ILE:N	2.39	0.56
1:E:728:ILE:HD12	1:E:1047:MET:HE1	1.86	0.56
1:E:732:ARG:HD2	1:F:94:GLU:OE1	2.06	0.56
1:E:894:PHE:CE2	1:E:924:GLN:HG3	2.40	0.56
1:F:739:PHE:C	1:F:740:PRO:O	2.43	0.56
1:F:1122:ASP:O	1:F:1126:GLN:HG3	2.05	0.56
2:G:89:ASN:OD1	2:G:164:GLU:HB3	2.05	0.56
2:G:250:ALA:HB1	2:G:251:PRO:CD	2.33	0.56
2:G:321:ARG:O	2:G:351:GLU:HA	2.05	0.56
2:G:327:MET:HB2	2:G:346:TRP:HZ2	1.65	0.56
2:G:417:VAL:HG11	2:G:421:GLY:HA2	1.85	0.56
2:H:64:ASN:ND2	2:H:67:ASP:HB2	2.20	0.56
2:I:77:LEU:HD22	2:I:130:THR:OG1	2.04	0.56
2:I:322:ARG:HD3	2:I:349:ALA:C	2.26	0.56
2:J:321:ARG:O	2:J:351:GLU:HA	2.05	0.56
2:K:416:LYS:HE3	2:K:433:ASN:HB2	1.88	0.56
2:K:416:LYS:HZ2	2:K:433:ASN:HB2	1.71	0.56
2:L:277:VAL:HG12	2:L:279:ALA:H	1.68	0.56
1:A:102:TYR:CE2	1:A:144:PHE:CD1	2.93	0.56
1:A:235:ASN:ND2	1:A:236:THR:N	2.38	0.56
1:A:547:SER:C	1:A:549:VAL:N	2.58	0.56

*Continued on next page...*

*Continued from previous page...*

Atom-1	Atom-2	Interatomic distance (Å)	Clash overlap (Å)
1:A:838:VAL:HG12	1:A:839:PRO:CD	2.32	0.56
1:A:1010:ALA:HB2	1:A:1052:VAL:HG22	1.88	0.56
1:A:1054:GLN:O	1:A:1057:THR:N	2.39	0.56
1:A:1163:GLY:O	1:A:1165:THR:N	2.39	0.56
1:A:1288:VAL:HG12	1:A:1288:VAL:O	2.05	0.56
1:B:37:ASP:OD1	1:B:38:GLY:N	2.38	0.56
1:B:466:HIS:ND1	1:B:678:ARG:NH1	2.53	0.56
1:B:823:MET:O	1:B:824:GLN:NE2	2.37	0.56
1:B:1291:ASP:OD1	1:B:1291:ASP:C	2.42	0.56
1:C:291:ALA:HB3	1:C:292:PRO:CD	2.27	0.56
1:C:896:PRO:CB	1:E:1226:GLY:C	2.74	0.56
1:D:37:ASP:OD1	1:D:38:GLY:N	2.38	0.56
1:D:918:THR:HG23	1:D:1256:MET:CE	2.36	0.56
1:E:466:HIS:ND1	1:E:678:ARG:NH1	2.46	0.56
1:F:148:LEU:HD22	1:F:172:LEU:HG	1.87	0.56
1:F:913:GLY:HA2	1:F:1349:ARG:CD	2.27	0.56
1:F:1052:VAL:O	1:F:1053:HIS:C	2.38	0.56
1:F:1093:GLY:O	1:F:1096:SER:N	2.39	0.56
2:H:138:LYS:HE3	2:H:164:GLU:OE2	2.04	0.56
2:H:410:PHE:C	2:H:413:PRO:HD2	2.26	0.56
2:J:186:LEU:HD23	2:J:195:LEU:HD11	1.88	0.56
2:J:189:GLY:O	2:J:265:LEU:HD13	2.03	0.56
2:J:358:VAL:HG13	2:J:365:VAL:HG13	1.87	0.56
2:K:122:SER:HA	2:K:125:LYS:CE	2.36	0.56
2:K:305:VAL:HG22	2:K:316:VAL:HG11	1.88	0.56
2:K:322:ARG:CD	2:K:326:ASN:HD21	2.19	0.56
2:L:90:PHE:HB3	2:L:93:ILE:HG22	1.86	0.56
2:L:110:ILE:HB	2:L:115:HIS:CE1	2.40	0.56
2:L:174:HIS:ND1	2:L:213:ILE:HG22	2.21	0.56
2:L:322:ARG:HD3	2:L:349:ALA:C	2.26	0.56
1:A:57:ASP:O	1:A:58:HIS:C	2.41	0.56
1:A:392:ALA:O	1:A:400:LEU:CD1	2.53	0.56
1:A:1305:ILE:O	1:A:1336:LEU:HD12	2.06	0.56
1:B:913:GLY:HA2	1:B:1349:ARG:CD	2.27	0.56
1:B:1222:LEU:H	1:B:1229:MET:HE2	1.71	0.56
1:C:240:ASN:HB3	1:C:327:TRP:CZ2	2.41	0.56
1:D:449:ARG:HD3	1:D:765:ALA:O	2.06	0.56
1:D:1045:TRP:O	1:D:1046:GLU:C	2.44	0.56
1:D:1075:THR:HG23	1:D:1145:GLU:OE2	2.06	0.56
1:E:5:PHE:O	1:E:365:GLY:N	2.34	0.56
1:E:246:ALA:O	1:E:247:HIS:C	2.42	0.56

*Continued on next page...*

*Continued from previous page...*

Atom-1	Atom-2	Interatomic distance (Å)	Clash overlap (Å)
1:E:828:LEU:HD23	1:E:1172:SER:HB2	1.85	0.56
1:E:1113:CYS:HG	6:E:2476:F3S:FE3	1.23	0.56
1:E:1438:ARG:HG3	2:K:376:GLY:HA2	0.58	0.56
1:F:295:LYS:HE2	1:F:299:VAL:CG1	2.35	0.56
2:G:317:LYS:HE3	2:G:345:ILE:CD1	2.36	0.56
2:G:416:LYS:HZ2	2:G:433:ASN:HB2	1.71	0.56
2:H:122:SER:HA	2:H:125:LYS:CE	2.36	0.56
2:H:418:THR:CB	2:H:424:LEU:HD11	2.23	0.56
2:I:264:TYR:O	2:I:267:THR:HG23	2.06	0.56
2:I:317:LYS:HE3	2:I:345:ILE:CD1	2.36	0.56
2:K:174:HIS:ND1	2:K:213:ILE:HG22	2.21	0.56
2:K:186:LEU:HD23	2:K:195:LEU:HD11	1.88	0.56
2:K:321:ARG:HB2	2:K:351:GLU:CB	2.35	0.56
2:L:181:ARG:O	2:L:182:MET:HE3	2.06	0.56
2:L:322:ARG:CD	2:L:326:ASN:HD21	2.19	0.56
2:L:416:LYS:HE3	2:L:433:ASN:HB2	1.88	0.56
1:A:551:THR:HG23	1:A:554:GLU:OE2	2.05	0.56
1:A:621:ILE:HG12	1:A:657:VAL:CG1	2.36	0.56
1:A:1221:PRO:HG2	1:A:1229:MET:HE1	1.87	0.56
1:B:693:MET:O	1:B:694:ALA:C	2.45	0.56
1:B:875:MET:HE1	1:B:1139:PHE:CD2	2.40	0.56
1:B:902:ASN:CG	1:F:1227:GLU:OE2	2.42	0.56
1:C:419:TRP:O	1:C:422:ASN:HB2	2.04	0.56
1:D:466:HIS:ND1	1:D:678:ARG:NH1	2.53	0.56
1:D:513:SER:CB	1:D:520:MET:HE1	2.24	0.56
1:D:521:SER:C	1:D:522:LEU:HD23	2.26	0.56
1:D:570:ASP:OD1	1:D:572:THR:N	2.39	0.56
1:D:857:GLY:HA2	1:D:883:ASP:O	2.05	0.56
1:E:140:SER:O	1:E:141:ASP:C	2.44	0.56
1:E:677:GLU:C	1:E:677:GLU:OE1	2.44	0.56
1:E:1131:THR:CG2	1:E:1133:GLU:OE1	2.54	0.56
1:F:52:GLN:NE2	1:F:71:LEU:HB2	2.17	0.56
1:F:80:ARG:HD3	1:F:125:ARG:O	2.05	0.56
2:G:127:ILE:HG23	2:G:128:ASN:H	1.70	0.56
2:G:416:LYS:HE3	2:G:433:ASN:HB2	1.88	0.56
2:G:434:MET:HB2	2:G:437:VAL:HG11	1.87	0.56
2:I:432:THR:HG22	2:I:434:MET:N	2.15	0.56
2:J:358:VAL:HG11	2:J:366:ARG:HB2	1.88	0.56
2:K:264:TYR:O	2:K:267:THR:HG23	2.06	0.56
2:L:477:ALA:C	2:L:478:VAL:HG22	2.27	0.56
1:A:18:VAL:O	1:A:19:GLU:C	2.42	0.56

*Continued on next page...*

*Continued from previous page...*

Atom-1	Atom-2	Interatomic distance (Å)	Clash overlap (Å)
1:A:51:PRO:HG3	1:A:200:PHE:CE2	2.41	0.56
1:A:236:THR:HG23	1:A:240:ASN:ND2	2.19	0.56
1:A:293:MET:HG2	1:A:410:LEU:CD2	2.35	0.56
1:A:555:PHE:C	1:A:555:PHE:CD1	2.78	0.56
1:A:1221:PRO:CD	1:A:1229:MET:HE1	2.36	0.56
1:B:521:SER:C	1:B:522:LEU:HD23	2.26	0.56
1:B:913:GLY:CA	1:B:1349:ARG:HD3	2.27	0.56
1:B:918:THR:O	1:B:919:ALA:C	2.42	0.56
1:B:1055:VAL:O	1:B:1056:LEU:C	2.41	0.56
1:B:1322:ILE:HG23	1:B:1323:ILE:HG23	1.88	0.56
1:C:61:VAL:O	1:C:61:VAL:CG1	2.51	0.56
1:C:386:GLY:H	1:C:389:GLU:HG3	1.71	0.56
1:C:1053:HIS:CE1	1:C:1062:ARG:HH11	2.24	0.56
1:D:782:ARG:NH2	2:H:51:GLY:HA2	0.72	0.56
1:F:209:GLN:HG3	1:F:210:ARG:N	2.20	0.56
1:F:783:LYS:NZ	2:I:57:VAL:HG12	2.20	0.56
1:F:913:GLY:CA	1:F:1349:ARG:HD3	2.27	0.56
2:G:207:LEU:HD12	2:G:207:LEU:C	2.24	0.56
2:G:440:ALA:HB1	2:G:456:ASP:HB2	1.85	0.56
2:H:174:HIS:ND1	2:H:213:ILE:HG22	2.21	0.56
2:H:305:VAL:HG22	2:H:316:VAL:HG11	1.88	0.56
2:H:350:PRO:HD3	2:H:374:ALA:HB2	1.88	0.56
2:I:358:VAL:HG11	2:I:366:ARG:HB2	1.88	0.56
2:L:225:SER:HB3	2:L:227:PRO:CD	2.23	0.56
2:L:360:THR:HG22	2:L:365:VAL:HG11	1.88	0.56
2:L:410:PHE:C	2:L:413:PRO:HD2	2.26	0.56
2:L:449:LEU:HD11	2:L:451:VAL:CG1	2.31	0.56
1:A:37:ASP:OD2	1:A:40:THR:HB	2.06	0.56
1:A:171:SER:OG	1:A:177:ILE:HA	2.06	0.56
1:A:251:MET:HE3	1:A:533:LEU:HD11	1.86	0.56
1:A:894:PHE:CE2	1:A:924:GLN:HG3	2.40	0.56
1:A:1230:GLN:O	1:A:1231:LEU:HD23	2.06	0.56
1:B:348:ASN:HB2	1:B:350:LEU:HG	1.88	0.56
1:B:449:ARG:HD3	1:B:765:ALA:O	2.06	0.56
1:C:313:HIS:CD2	1:C:313:HIS:H	2.24	0.56
1:C:409:HIS:O	1:C:413:LEU:HD23	2.06	0.56
1:C:780:ARG:NH1	2:K:50:CYS:CB	2.56	0.56
1:C:913:GLY:O	1:C:915:PHE:N	2.35	0.56
1:C:1230:GLN:O	1:C:1231:LEU:HD23	2.06	0.56
1:D:797:THR:HG21	1:D:812:LYS:HG2	1.86	0.56
1:E:442:MET:HG2	1:E:446:GLU:HG2	1.88	0.56

*Continued on next page...*



*Continued from previous page...*

Atom-1	Atom-2	Interatomic distance (Å)	Clash overlap (Å)
1:E:706:LYS:O	1:E:707:ILE:C	2.43	0.56
1:F:162:GLU:HB3	1:F:164:ILE:HD12	1.88	0.56
1:F:466:HIS:ND1	1:F:678:ARG:NH1	2.53	0.56
1:F:1075:THR:HG23	1:F:1145:GLU:OE2	2.06	0.56
2:G:358:VAL:HG11	2:G:366:ARG:HB2	1.88	0.56
2:I:99:PRO:CD	2:I:449:LEU:HD13	2.36	0.56
2:J:416:LYS:HE3	2:J:433:ASN:HB2	1.88	0.56
2:K:45:ASN:HD21	2:K:45:ASN:N	2.04	0.56
2:K:96:ARG:HH21	2:K:199:VAL:CG2	2.19	0.56
2:K:225:SER:HB3	2:K:227:PRO:CD	2.23	0.56
2:K:238:VAL:HG23	2:K:439:ALA:HB2	1.87	0.56
2:K:250:ALA:HB1	2:K:251:PRO:CD	2.33	0.56
2:L:45:ASN:HD21	2:L:45:ASN:N	2.04	0.56
2:L:264:TYR:O	2:L:267:THR:HG23	2.06	0.56
1:A:15:ARG:HD2	1:A:200:PHE:O	2.05	0.55
1:A:706:LYS:O	1:A:707:ILE:C	2.43	0.55
1:A:828:LEU:HD23	1:A:1172:SER:HB2	1.85	0.55
1:A:1053:HIS:CE1	1:A:1062:ARG:HH11	2.24	0.55
1:A:1212:ASP:OD2	1:A:1243:GLY:C	2.44	0.55
1:B:1468:VAL:HG12	1:B:1468:VAL:O	2.07	0.55
1:C:51:PRO:HG3	1:C:200:PHE:CE2	2.41	0.55
1:C:155:ILE:O	1:C:159:VAL:HG23	2.07	0.55
1:C:813:TYR:O	1:C:816:GLN:HB2	2.06	0.55
1:C:902:ASN:CB	1:E:1227:GLU:OE2	2.53	0.55
1:C:1288:VAL:O	1:C:1288:VAL:HG12	2.05	0.55
1:D:3:VAL:CG2	1:D:231:ASN:HB2	2.36	0.55
1:D:116:ILE:HD13	1:D:190:THR:HG22	1.88	0.55
1:D:295:LYS:CB	1:D:390:MET:HE1	2.36	0.55
1:D:1068:ARG:NE	1:D:1089:GLU:OE1	2.38	0.55
1:E:409:HIS:O	1:E:413:LEU:HD23	2.06	0.55
1:E:1163:GLY:O	1:E:1165:THR:N	2.39	0.55
1:E:1212:ASP:CG	1:E:1243:GLY:H	2.08	0.55
1:E:1450:GLU:OE1	1:E:1453:LYS:NZ	2.24	0.55
1:F:782:ARG:HH21	2:I:51:GLY:HA3	0.69	0.55
1:F:918:THR:HG23	1:F:1256:MET:CE	2.36	0.55
2:G:186:LEU:HD23	2:G:195:LEU:HD11	1.88	0.55
2:H:89:ASN:OD1	2:H:164:GLU:HB3	2.05	0.55
2:H:322:ARG:CD	2:H:326:ASN:HD21	2.19	0.55
2:H:360:THR:HG22	2:H:365:VAL:HG11	1.88	0.55
2:H:450:VAL:O	2:H:454:ILE:HG22	2.06	0.55
2:I:90:PHE:HB3	2:I:93:ILE:HG22	1.86	0.55

*Continued on next page...*

*Continued from previous page...*

Atom-1	Atom-2	Interatomic distance (Å)	Clash overlap (Å)
2:I:302:MET:HE1	2:I:334:VAL:N	2.21	0.55
2:I:350:PRO:CG	2:I:380:PRO:HA	2.36	0.55
2:I:410:PHE:C	2:I:413:PRO:HD2	2.26	0.55
2:I:416:LYS:HE3	2:I:433:ASN:HB2	1.88	0.55
2:J:360:THR:HG22	2:J:365:VAL:HG11	1.88	0.55
2:K:321:ARG:O	2:K:351:GLU:HA	2.05	0.55
1:A:711:MET:O	1:A:713:ILE:N	2.39	0.55
1:A:857:GLY:HA2	1:A:883:ASP:O	2.05	0.55
1:B:466:HIS:HB3	1:B:467:PRO:HD3	1.87	0.55
1:B:777:GLY:O	1:B:788:HIS:CE1	2.51	0.55
1:B:875:MET:HE1	1:B:1139:PHE:CE2	2.42	0.55
1:B:918:THR:HG23	1:B:1256:MET:CE	2.36	0.55
1:B:1068:ARG:NE	1:B:1089:GLU:OE1	2.38	0.55
1:C:711:MET:O	1:C:713:ILE:N	2.39	0.55
1:C:728:ILE:HD12	1:C:1047:MET:HE1	1.85	0.55
1:C:1212:ASP:OD2	1:C:1243:GLY:C	2.44	0.55
1:C:1289:MET:H	1:C:1289:MET:HE2	1.72	0.55
1:C:1438:ARG:HG3	2:J:376:GLY:HA2	0.58	0.55
1:D:1093:GLY:O	1:D:1094:THR:C	2.45	0.55
1:E:35:ASP:HB3	1:E:37:ASP:H	1.71	0.55
1:E:37:ASP:OD2	1:E:40:THR:HB	2.06	0.55
1:E:240:ASN:HB3	1:E:327:TRP:CZ2	2.41	0.55
1:E:621:ILE:HG12	1:E:657:VAL:CG1	2.36	0.55
1:E:1054:GLN:O	1:E:1057:THR:N	2.39	0.55
1:F:3:VAL:CG2	1:F:231:ASN:HB2	2.36	0.55
1:F:449:ARG:HD3	1:F:765:ALA:O	2.06	0.55
1:F:499:PHE:CE1	1:F:742:MET:HE1	2.40	0.55
1:F:515:ARG:CZ	1:F:1367:TYR:HE1	2.20	0.55
1:F:521:SER:C	1:F:522:LEU:HD23	2.26	0.55
1:F:570:ASP:OD1	1:F:572:THR:N	2.38	0.55
2:H:416:LYS:HE3	2:H:433:ASN:HB2	1.88	0.55
2:I:250:ALA:CB	2:I:251:PRO:HD2	2.35	0.55
2:J:238:VAL:HG23	2:J:439:ALA:HB2	1.87	0.55
2:J:317:LYS:HE3	2:J:345:ILE:CD1	2.36	0.55
2:J:477:ALA:C	2:J:478:VAL:HG22	2.27	0.55
2:L:358:VAL:HG13	2:L:365:VAL:HG13	1.87	0.55
1:A:246:ALA:O	1:A:247:HIS:C	2.42	0.55
1:A:813:TYR:O	1:A:816:GLN:HB2	2.06	0.55
1:A:901:ASP:OD1	1:C:1228:LYS:HD3	2.06	0.55
1:A:937:LYS:HE3	1:A:1033:SER:CB	2.34	0.55
1:A:1263:HIS:CE1	1:E:900:GLY:HA2	2.31	0.55

*Continued on next page...*

*Continued from previous page...*

Atom-1	Atom-2	Interatomic distance (Å)	Clash overlap (Å)
1:A:1401:LEU:C	1:A:1401:LEU:CD1	2.73	0.55
1:B:52:GLN:NE2	1:B:71:LEU:HB2	2.17	0.55
1:B:116:ILE:HD13	1:B:190:THR:HG22	1.88	0.55
1:B:239:GLY:O	1:B:243:TRP:CD1	2.59	0.55
1:B:783:LYS:NZ	2:G:57:VAL:HG12	2.20	0.55
1:B:857:GLY:HA2	1:B:883:ASP:O	2.05	0.55
1:B:1177:HIS:CD2	1:B:1177:HIS:H	2.25	0.55
1:B:1450:GLU:OE1	1:B:1453:LYS:NZ	2.23	0.55
1:C:573:PHE:HB2	1:C:574:PRO:CD	2.36	0.55
1:D:985:TYR:CD1	1:D:1207:VAL:HG11	2.42	0.55
1:E:193:PRO:O	1:E:194:ASP:C	2.43	0.55
1:E:1010:ALA:HB2	1:E:1052:VAL:HG22	1.88	0.55
1:E:1053:HIS:CE1	1:E:1062:ARG:HH11	2.24	0.55
1:E:1222:LEU:HD12	1:E:1222:LEU:O	2.07	0.55
1:E:1230:GLN:O	1:E:1231:LEU:HD23	2.06	0.55
1:E:1394:VAL:O	1:E:1394:VAL:CG1	2.55	0.55
1:F:235:ASN:HB3	1:F:508:ASN:ND2	2.22	0.55
1:F:828:LEU:HD22	1:F:1172:SER:CA	2.31	0.55
2:G:45:ASN:HD21	2:G:45:ASN:N	2.04	0.55
2:G:90:PHE:HB3	2:G:93:ILE:HG22	1.86	0.55
2:G:238:VAL:HG23	2:G:439:ALA:HB2	1.87	0.55
2:H:264:TYR:O	2:H:267:THR:HG23	2.06	0.55
2:H:321:ARG:O	2:H:351:GLU:HA	2.05	0.55
2:I:250:ALA:HB1	2:I:251:PRO:CD	2.33	0.55
2:I:322:ARG:CD	2:I:326:ASN:HD21	2.19	0.55
2:I:434:MET:HB2	2:I:437:VAL:HG11	1.87	0.55
2:I:450:VAL:O	2:I:454:ILE:HG22	2.07	0.55
2:J:174:HIS:HE1	2:J:215:HIS:HB3	1.72	0.55
2:J:450:VAL:O	2:J:454:ILE:HG22	2.07	0.55
2:K:317:LYS:HE3	2:K:345:ILE:CD1	2.36	0.55
2:K:350:PRO:HD3	2:K:374:ALA:HB2	1.88	0.55
2:L:317:LYS:HZ2	2:L:345:ILE:HG21	1.72	0.55
2:L:350:PRO:HD3	2:L:374:ALA:HB2	1.88	0.55
1:A:177:ILE:CD1	1:A:179:TYR:HE1	2.17	0.55
1:A:386:GLY:H	1:A:389:GLU:HG3	1.70	0.55
1:A:787:ARG:HH12	1:A:821:PRO:CB	2.17	0.55
1:A:1336:LEU:HB3	1:A:1355:VAL:HG13	1.88	0.55
1:A:1400:SER:O	1:A:1401:LEU:C	2.44	0.55
1:B:80:ARG:HD3	1:B:125:ARG:O	2.05	0.55
1:B:235:ASN:HB3	1:B:508:ASN:ND2	2.22	0.55
1:B:481:ASP:OD1	1:B:481:ASP:C	2.44	0.55

*Continued on next page...*

*Continued from previous page...*

Atom-1	Atom-2	Interatomic distance (Å)	Clash overlap (Å)
1:B:515:ARG:CZ	1:B:1367:TYR:HE1	2.20	0.55
1:B:571:ALA:HB2	1:B:606:LEU:CD2	2.37	0.55
1:B:1093:GLY:O	1:B:1096:SER:N	2.39	0.55
1:C:193:PRO:O	1:C:194:ASP:C	2.43	0.55
1:C:621:ILE:HG12	1:C:657:VAL:CG1	2.36	0.55
1:D:515:ARG:CZ	1:D:1367:TYR:HE1	2.20	0.55
1:D:1468:VAL:O	1:D:1468:VAL:HG12	2.07	0.55
1:E:51:PRO:HG3	1:E:200:PHE:CE2	2.41	0.55
1:E:629:THR:O	1:E:632:ILE:N	2.39	0.55
1:E:1026:ASN:CG	1:E:1027:SER:N	2.60	0.55
1:F:348:ASN:HB2	1:F:350:LEU:HG	1.89	0.55
1:F:710:LYS:HG2	1:F:939:GLY:CA	2.18	0.55
4:F:2474:FMN:O4'	4:F:2474:FMN:H9	2.05	0.55
2:G:360:THR:HG22	2:G:365:VAL:HG11	1.88	0.55
2:I:477:ALA:C	2:I:478:VAL:HG22	2.27	0.55
2:J:32:TYR:HE2	2:J:194:LYS:CB	2.20	0.55
2:J:99:PRO:CD	2:J:449:LEU:HD13	2.36	0.55
2:L:207:LEU:HD12	2:L:207:LEU:C	2.24	0.55
2:L:317:LYS:HE3	2:L:345:ILE:CD1	2.36	0.55
1:A:494:GLY:O	1:A:495:LEU:C	2.42	0.55
1:A:677:GLU:C	1:A:677:GLU:OE1	2.44	0.55
1:A:1228:LYS:HD3	1:E:901:ASP:OD1	2.06	0.55
1:B:746:ILE:CG2	1:B:1182:ASP:HB3	2.22	0.55
1:B:1326:THR:HG22	1:B:1329:TYR:HB2	1.88	0.55
1:B:1368:MET:HB3	1:B:1387:MET:HG3	1.86	0.55
1:C:1222:LEU:HD12	1:C:1222:LEU:O	2.07	0.55
1:D:295:LYS:CE	1:D:299:VAL:HG12	2.37	0.55
1:E:149:TYR:O	1:E:150:ILE:C	2.42	0.55
1:E:386:GLY:H	1:E:389:GLU:HG3	1.71	0.55
1:E:670:LEU:O	1:E:670:LEU:CD2	2.53	0.55
1:E:1212:ASP:OD2	1:E:1243:GLY:C	2.44	0.55
1:F:60:LYS:O	1:F:63:GLY:N	2.38	0.55
1:F:1159:ASN:C	1:F:1161:VAL:H	2.09	0.55
1:F:1393:TYR:CD2	1:F:1424:LEU:HD12	2.40	0.55
2:G:96:ARG:HH21	2:G:199:VAL:CG2	2.19	0.55
2:G:305:VAL:HG22	2:G:316:VAL:HG11	1.88	0.55
2:H:358:VAL:HG11	2:H:366:ARG:HB2	1.88	0.55
2:I:238:VAL:HG23	2:I:439:ALA:HB2	1.87	0.55
2:L:99:PRO:CD	2:L:449:LEU:HD13	2.37	0.55
2:L:415:LEU:CG	2:L:432:THR:HG23	2.34	0.55
1:A:573:PHE:HB2	1:A:574:PRO:CD	2.36	0.55

*Continued on next page...*

*Continued from previous page...*

Atom-1	Atom-2	Interatomic distance (Å)	Clash overlap (Å)
1:A:664:THR:HA	1:A:720:ARG:NE	2.22	0.55
1:A:732:ARG:HD2	1:B:94:GLU:OE1	2.05	0.55
1:A:876:ASN:HB3	1:C:1227:GLU:OE1	2.03	0.55
1:A:1356:VAL:HG11	1:A:1431:HIS:CB	2.37	0.55
1:A:1394:VAL:O	1:A:1394:VAL:CG1	2.55	0.55
1:B:675:ILE:O	1:B:678:ARG:HB2	2.07	0.55
1:B:1424:LEU:HD21	1:B:1428:ILE:HD11	1.89	0.55
1:B:1432:VAL:O	1:B:1433:THR:C	2.45	0.55
1:C:140:SER:O	1:C:141:ASP:C	2.44	0.55
1:C:442:MET:HG2	1:C:446:GLU:HG2	1.89	0.55
1:C:452:GLN:NE2	1:C:764:THR:HG21	2.21	0.55
1:C:901:ASP:OD1	1:E:1228:LYS:HD3	2.06	0.55
1:C:961:PRO:O	1:C:963:VAL:N	2.39	0.55
1:C:1336:LEU:HB3	1:C:1355:VAL:HG13	1.88	0.55
1:C:1387:MET:O	1:C:1387:MET:CG	2.41	0.55
1:D:466:HIS:HB3	1:D:467:PRO:HD3	1.87	0.55
1:E:1305:ILE:O	1:E:1336:LEU:HD12	2.06	0.55
1:F:1318:ASN:H	1:F:1318:ASN:ND2	2.01	0.55
2:G:246:ARG:HD3	2:G:399:LEU:CB	2.33	0.55
2:G:458:ARG:CZ	2:G:458:ARG:HB3	2.37	0.55
2:H:195:LEU:C	2:H:195:LEU:HD12	2.27	0.55
2:H:477:ALA:C	2:H:478:VAL:HG22	2.27	0.55
2:K:358:VAL:HG13	2:K:365:VAL:HG13	1.87	0.55
2:L:127:ILE:HG23	2:L:128:ASN:H	1.70	0.55
2:L:434:MET:HB2	2:L:437:VAL:HG11	1.87	0.55
1:C:447:LEU:CD2	1:C:674:ALA:HA	2.30	0.55
1:C:1356:VAL:HG11	1:C:1431:HIS:CB	2.37	0.55
1:D:348:ASN:HB2	1:D:350:LEU:HG	1.88	0.55
1:D:403:ASP:OD1	1:D:403:ASP:C	2.46	0.55
1:D:1424:LEU:HD21	1:D:1428:ILE:HD11	1.89	0.55
1:E:244:MET:O	1:E:245:LYS:C	2.44	0.55
1:E:443:ASP:O	1:E:446:GLU:N	2.28	0.55
1:E:846:ILE:O	1:E:847:THR:C	2.45	0.55
1:E:1438:ARG:O	1:E:1439:PHE:C	2.45	0.55
1:F:47:HIS:CE1	1:F:176:SER:HB3	2.42	0.55
2:G:32:TYR:HE2	2:G:194:LYS:CB	2.20	0.55
2:G:225:SER:HB3	2:G:227:PRO:CD	2.23	0.55
2:H:45:ASN:HD21	2:H:45:ASN:N	2.04	0.55
2:H:401:PHE:O	2:H:402:GLU:HG3	2.07	0.55
2:I:122:SER:HA	2:I:125:LYS:CE	2.36	0.55
2:J:350:PRO:HD3	2:J:374:ALA:HB2	1.88	0.55

*Continued on next page...*

*Continued from previous page...*

Atom-1	Atom-2	Interatomic distance (Å)	Clash overlap (Å)
2:K:195:LEU:C	2:K:195:LEU:HD12	2.27	0.55
2:K:358:VAL:HG11	2:K:366:ARG:HB2	1.88	0.55
2:K:429:THR:CB	2:K:431:MET:HE2	2.37	0.55
1:A:240:ASN:HB3	1:A:327:TRP:CZ2	2.41	0.55
1:A:251:MET:CE	1:A:533:LEU:HD11	2.37	0.55
1:A:824:GLN:HE21	1:A:824:GLN:HA	1.65	0.55
1:A:938:PRO:O	1:A:940:GLU:N	2.40	0.55
1:A:1222:LEU:HD12	1:A:1222:LEU:O	2.07	0.55
1:A:1226:GLY:CA	1:E:896:PRO:HG2	2.26	0.55
1:A:1438:ARG:O	1:A:1439:PHE:C	2.45	0.55
1:B:310:PRO:CG	1:B:404:ARG:NH2	2.66	0.55
1:B:985:TYR:CD1	1:B:1207:VAL:HG11	2.42	0.55
1:B:1366:GLU:HG2	1:B:1367:TYR:CE2	2.41	0.55
1:C:899:ASN:OD1	1:E:1260:GLN:CD	2.44	0.55
1:C:1054:GLN:O	1:C:1057:THR:N	2.39	0.55
1:C:1212:ASP:OD1	1:C:1243:GLY:N	2.24	0.55
1:D:47:HIS:CE1	1:D:176:SER:HB3	2.42	0.55
1:D:571:ALA:HB2	1:D:606:LEU:CD2	2.37	0.55
1:D:621:ILE:HG13	1:D:658:LEU:CD1	2.37	0.55
1:E:625:GLY:O	1:E:626:ALA:C	2.42	0.55
1:E:937:LYS:HB2	1:E:940:GLU:HG3	1.89	0.55
1:E:1356:VAL:HG11	1:E:1431:HIS:CB	2.36	0.55
1:E:1438:ARG:CZ	2:K:376:GLY:O	2.55	0.55
1:E:1449:ARG:NH1	1:E:1449:ARG:CB	2.14	0.55
1:F:295:LYS:CE	1:F:299:VAL:HG12	2.37	0.55
1:F:938:PRO:HG2	1:F:1041:ALA:HB1	1.88	0.55
2:G:127:ILE:HG23	2:G:128:ASN:N	2.22	0.55
2:G:450:VAL:O	2:G:454:ILE:HG22	2.07	0.55
2:G:477:ALA:C	2:G:478:VAL:HG22	2.27	0.55
2:H:162:ALA:HB3	2:H:237:LEU:HD12	1.89	0.55
2:H:186:LEU:HD23	2:H:195:LEU:HD11	1.88	0.55
2:H:238:VAL:HG23	2:H:439:ALA:HB2	1.87	0.55
2:H:322:ARG:HD3	2:H:349:ALA:C	2.26	0.55
2:H:449:LEU:HD11	2:H:451:VAL:CG1	2.31	0.55
2:I:195:LEU:C	2:I:195:LEU:HD12	2.27	0.55
2:I:320:TYR:HE2	2:I:344:PHE:HD2	1.55	0.55
2:I:430:LYS:CE	2:I:440:ALA:HB2	2.32	0.55
2:J:305:VAL:HG22	2:J:316:VAL:HG11	1.88	0.55
2:J:350:PRO:CG	2:J:380:PRO:HA	2.36	0.55
2:J:401:PHE:O	2:J:402:GLU:HG3	2.07	0.55
2:K:320:TYR:HE2	2:K:344:PHE:HD2	1.55	0.55

*Continued on next page...*

*Continued from previous page...*

Atom-1	Atom-2	Interatomic distance (Å)	Clash overlap (Å)
1:A:313:HIS:CD2	1:A:313:HIS:H	2.24	0.55
1:A:565:THR:HG22	1:A:602:THR:HB	1.89	0.55
1:A:711:MET:O	1:A:713:ILE:HG13	2.06	0.55
1:A:1026:ASN:CG	1:A:1027:SER:N	2.60	0.55
1:C:251:MET:CE	1:C:533:LEU:HD11	2.37	0.55
1:C:629:THR:O	1:C:632:ILE:N	2.39	0.55
1:C:1026:ASN:CG	1:C:1027:SER:N	2.59	0.55
1:C:1305:ILE:O	1:C:1336:LEU:HD12	2.06	0.55
1:D:731:SER:HB2	1:D:747:SER:HB2	1.89	0.55
1:D:744:SER:O	1:D:746:ILE:N	2.40	0.55
1:E:56:LYS:O	1:E:57:ASP:C	2.42	0.55
1:E:853:PHE:CE1	1:E:1079:ILE:HD13	2.42	0.55
1:F:776:GLY:O	1:F:782:ARG:HD2	2.07	0.55
1:F:1396:ASP:OD1	1:F:1396:ASP:C	2.45	0.55
2:G:350:PRO:CG	2:G:380:PRO:HA	2.36	0.55
2:G:358:VAL:HG13	2:G:365:VAL:HG13	1.87	0.55
2:G:415:LEU:CG	2:G:432:THR:HG23	2.34	0.55
2:H:127:ILE:HG23	2:H:128:ASN:N	2.22	0.55
2:H:207:LEU:HG	2:H:214:TYR:OH	2.07	0.55
2:H:317:LYS:HE3	2:H:345:ILE:CD1	2.36	0.55
2:H:320:TYR:HE2	2:H:344:PHE:HD2	1.55	0.55
2:J:195:LEU:C	2:J:195:LEU:HD12	2.27	0.55
2:J:322:ARG:HD3	2:J:349:ALA:C	2.26	0.55
2:K:99:PRO:CD	2:K:449:LEU:HD13	2.36	0.55
2:K:162:ALA:HB3	2:K:237:LEU:HD12	1.89	0.55
2:L:127:ILE:HG23	2:L:128:ASN:N	2.22	0.55
2:L:350:PRO:CG	2:L:380:PRO:HA	2.36	0.55
1:A:75:GLN:C	1:A:76:VAL:HG12	2.27	0.55
1:A:155:ILE:O	1:A:159:VAL:HG23	2.07	0.55
1:A:236:THR:OG1	1:A:718:SER:HB3	2.07	0.55
1:A:442:MET:HG2	1:A:446:GLU:HG2	1.88	0.55
1:A:556:ARG:O	1:A:557:ALA:C	2.44	0.55
1:A:843:VAL:HG12	1:A:844:GLU:H	1.70	0.55
1:B:47:HIS:CE1	1:B:176:SER:HB3	2.42	0.55
1:B:612:GLY:O	1:B:762:HIS:CE1	2.60	0.55
1:B:828:LEU:HD22	1:B:1172:SER:CA	2.31	0.55
1:C:677:GLU:C	1:C:677:GLU:OE1	2.44	0.55
1:C:828:LEU:HD23	1:C:1172:SER:HB2	1.85	0.55
1:C:1131:THR:CG2	1:C:1133:GLU:OE1	2.54	0.55
1:C:1221:PRO:CB	1:C:1229:MET:CE	2.73	0.55
1:C:1222:LEU:H	1:C:1229:MET:CE	2.20	0.55

*Continued on next page...*

*Continued from previous page...*

Atom-1	Atom-2	Interatomic distance (Å)	Clash overlap (Å)
1:D:676:ALA:O	1:D:677:GLU:C	2.45	0.55
1:D:776:GLY:O	1:D:782:ARG:HD2	2.07	0.55
1:D:938:PRO:HG2	1:D:1041:ALA:HB1	1.88	0.55
1:E:251:MET:HE3	1:E:533:LEU:HD11	1.89	0.55
1:E:813:TYR:O	1:E:816:GLN:HB2	2.06	0.55
2:G:320:TYR:CE2	2:G:344:PHE:HD2	2.25	0.55
2:G:350:PRO:HD3	2:G:374:ALA:HB2	1.88	0.55
2:G:469:LYS:NZ	2:G:476:VAL:HA	2.22	0.55
2:I:45:ASN:HD21	2:I:45:ASN:N	2.04	0.55
2:I:186:LEU:HD23	2:I:195:LEU:HD11	1.88	0.55
2:I:327:MET:HB2	2:I:346:TRP:HZ2	1.65	0.55
2:J:162:ALA:HB3	2:J:237:LEU:HD12	1.89	0.55
2:J:410:PHE:C	2:J:413:PRO:HD2	2.26	0.55
2:K:450:VAL:O	2:K:454:ILE:HG22	2.07	0.55
2:K:458:ARG:CZ	2:K:458:ARG:HB3	2.37	0.55
2:L:96:ARG:HH21	2:L:199:VAL:CG2	2.19	0.55
2:L:327:MET:HB2	2:L:346:TRP:HZ2	1.65	0.55
2:L:458:ARG:HB3	2:L:458:ARG:CZ	2.37	0.55
1:A:35:ASP:HB3	1:A:37:ASP:H	1.71	0.54
1:A:1375:ILE:O	1:A:1377:GLY:N	2.39	0.54
1:A:1376:LEU:CB	1:A:1439:PHE:HE1	2.19	0.54
1:B:1008:THR:HG22	1:B:1009:ILE:H	1.70	0.54
1:C:22:ILE:O	1:C:23:GLU:C	2.45	0.54
1:C:37:ASP:OD2	1:C:40:THR:HB	2.06	0.54
1:C:171:SER:OG	1:C:177:ILE:HA	2.07	0.54
1:C:826:ARG:HH11	1:C:826:ARG:CG	1.97	0.54
1:C:846:ILE:O	1:C:847:THR:C	2.45	0.54
1:D:223:GLN:HB3	1:D:224:PRO:CA	2.37	0.54
1:D:310:PRO:CG	1:D:404:ARG:NH2	2.66	0.54
1:E:22:ILE:O	1:E:23:GLU:C	2.45	0.54
1:E:155:ILE:O	1:E:159:VAL:HG23	2.07	0.54
1:E:319:TYR:O	1:E:322:SER:OG	2.17	0.54
1:E:547:SER:C	1:E:549:VAL:N	2.58	0.54
1:E:573:PHE:HB2	1:E:574:PRO:CD	2.36	0.54
1:E:746:ILE:O	1:E:747:SER:C	2.43	0.54
1:E:826:ARG:HG2	1:E:1046:GLU:OE2	2.07	0.54
1:E:950:THR:CG2	1:E:952:MET:H	2.15	0.54
1:F:403:ASP:OD1	1:F:403:ASP:C	2.46	0.54
1:F:612:GLY:O	1:F:762:HIS:CE1	2.60	0.54
1:F:731:SER:HB2	1:F:747:SER:HB2	1.89	0.54
2:G:162:ALA:CB	2:G:237:LEU:HD12	2.37	0.54

*Continued on next page...*



*Continued from previous page...*

Atom-1	Atom-2	Interatomic distance (Å)	Clash overlap (Å)
2:G:401:PHE:O	2:G:402:GLU:HG3	2.07	0.54
2:H:32:TYR:HE2	2:H:194:LYS:CB	2.20	0.54
2:H:358:VAL:HG13	2:H:365:VAL:HG13	1.87	0.54
2:I:127:ILE:HG23	2:I:128:ASN:N	2.22	0.54
2:J:225:SER:HB3	2:J:227:PRO:CD	2.23	0.54
2:J:320:TYR:HE2	2:J:344:PHE:HD2	1.55	0.54
2:K:321:ARG:HD3	2:K:322:ARG:CB	2.37	0.54
2:K:434:MET:HB2	2:K:437:VAL:HG11	1.87	0.54
2:K:469:LYS:NZ	2:K:476:VAL:HA	2.22	0.54
2:L:238:VAL:HG23	2:L:439:ALA:HB2	1.87	0.54
2:L:320:TYR:HE2	2:L:344:PHE:HD2	1.55	0.54
1:A:61:VAL:O	1:A:61:VAL:HG12	2.07	0.54
1:A:746:ILE:O	1:A:747:SER:C	2.43	0.54
1:A:853:PHE:CE1	1:A:1079:ILE:HD13	2.42	0.54
1:A:973:ASP:OD2	1:A:1298:LYS:CE	2.54	0.54
1:A:1435:THR:HG23	1:A:1437:SER:N	2.23	0.54
1:B:260:MET:O	1:B:263:LEU:CB	2.55	0.54
1:B:953:ILE:HG22	1:B:954:ALA:N	2.22	0.54
1:B:1050:SER:O	1:B:1051:GLU:C	2.46	0.54
1:C:75:GLN:C	1:C:76:VAL:HG12	2.27	0.54
1:C:236:THR:OG1	1:C:718:SER:HB3	2.07	0.54
1:C:249:THR:OG1	1:C:635:ASN:HB3	2.08	0.54
1:C:266:VAL:O	1:C:279:THR:HG23	2.08	0.54
1:C:1320:ASN:C	1:C:1341:GLN:HG3	2.28	0.54
1:D:666:VAL:HG12	1:D:667:ASN:N	2.19	0.54
1:D:720:ARG:C	1:D:722:GLY:H	2.11	0.54
1:D:1366:GLU:HG2	1:D:1367:TYR:CE2	2.41	0.54
1:E:236:THR:OG1	1:E:718:SER:HB3	2.07	0.54
1:E:468:MET:HG2	1:E:699:ALA:CB	2.38	0.54
1:E:499:PHE:HE2	1:E:742:MET:HE1	1.71	0.54
1:E:938:PRO:O	1:E:940:GLU:N	2.40	0.54
1:E:1221:PRO:CG	1:E:1229:MET:HE2	2.34	0.54
1:E:1307:VAL:HG12	1:E:1322:ILE:HD13	1.89	0.54
1:F:61:VAL:HG12	1:F:61:VAL:O	2.08	0.54
1:F:1077:ARG:O	1:F:1078:ASP:C	2.45	0.54
1:F:1326:THR:HG22	1:F:1329:TYR:HB2	1.88	0.54
2:G:122:SER:HA	2:G:125:LYS:CE	2.36	0.54
2:G:320:TYR:HE2	2:G:344:PHE:HD2	1.55	0.54
2:H:246:ARG:HD3	2:H:399:LEU:CB	2.33	0.54
2:H:321:ARG:HD3	2:H:322:ARG:CB	2.37	0.54
2:H:418:THR:N	2:H:424:LEU:HD22	2.23	0.54

*Continued on next page...*

*Continued from previous page...*

Atom-1	Atom-2	Interatomic distance (Å)	Clash overlap (Å)
2:J:366:ARG:NE	2:J:391:GLN:HG2	2.14	0.54
2:L:186:LEU:HD23	2:L:195:LEU:HD11	1.88	0.54
2:L:305:VAL:HG22	2:L:316:VAL:HG11	1.88	0.54
2:L:320:TYR:CE2	2:L:344:PHE:HD2	2.25	0.54
2:L:401:PHE:O	2:L:402:GLU:HG3	2.07	0.54
1:A:249:THR:OG1	1:A:635:ASN:HB3	2.08	0.54
1:A:629:THR:O	1:A:632:ILE:N	2.39	0.54
1:A:937:LYS:HB2	1:A:940:GLU:HG3	1.89	0.54
1:A:1220:ARG:N	1:A:1221:PRO:CD	2.71	0.54
1:A:1438:ARG:CZ	2:L:376:GLY:O	2.55	0.54
1:B:61:VAL:HG12	1:B:61:VAL:O	2.08	0.54
1:B:676:ALA:O	1:B:677:GLU:C	2.45	0.54
1:C:177:ILE:CD1	1:C:179:TYR:HE1	2.17	0.54
1:C:345:MET:HE1	1:C:385:LEU:HB2	1.90	0.54
1:C:572:THR:HG23	1:C:615:ARG:HB3	1.90	0.54
1:C:1300:LEU:HD12	1:C:1301:SER:N	2.22	0.54
1:C:1438:ARG:CZ	2:J:376:GLY:O	2.55	0.54
1:D:387:PRO:CD	1:D:1344:GLU:OE2	2.47	0.54
1:E:565:THR:HG22	1:E:602:THR:HB	1.89	0.54
1:E:1222:LEU:H	1:E:1229:MET:CE	2.20	0.54
1:F:136:ASN:OD1	1:F:136:ASN:N	2.38	0.54
2:G:195:LEU:C	2:G:195:LEU:HD12	2.27	0.54
2:G:321:ARG:HD3	2:G:322:ARG:CB	2.37	0.54
2:H:366:ARG:NE	2:H:391:GLN:HG2	2.14	0.54
2:H:440:ALA:HB1	2:H:456:ASP:HB2	1.85	0.54
2:I:174:HIS:HE1	2:I:215:HIS:HB3	1.72	0.54
2:I:305:VAL:HG22	2:I:316:VAL:HG11	1.88	0.54
2:I:401:PHE:O	2:I:402:GLU:HG3	2.07	0.54
2:K:110:ILE:HD11	2:K:117:ALA:C	2.28	0.54
2:K:174:HIS:HE1	2:K:215:HIS:HB3	1.72	0.54
2:K:320:TYR:CE2	2:K:344:PHE:HD2	2.25	0.54
2:K:360:THR:HG22	2:K:365:VAL:HG11	1.88	0.54
2:K:366:ARG:NE	2:K:391:GLN:HG2	2.14	0.54
2:K:401:PHE:O	2:K:402:GLU:HG3	2.07	0.54
2:L:54:PHE:HB3	2:L:107:ASN:CB	2.36	0.54
2:L:162:ALA:CB	2:L:237:LEU:HD12	2.37	0.54
2:L:418:THR:HG1	2:L:420:TRP:HD1	1.53	0.54
1:A:823:MET:C	1:A:824:GLN:HE21	2.10	0.54
1:A:846:ILE:O	1:A:847:THR:C	2.45	0.54
1:A:1222:LEU:H	1:A:1229:MET:CE	2.20	0.54
1:A:1369:THR:C	1:A:1389:GLY:O	2.46	0.54

*Continued on next page...*

*Continued from previous page...*

Atom-1	Atom-2	Interatomic distance (Å)	Clash overlap (Å)
1:B:162:GLU:HB3	1:B:164:ILE:HD12	1.88	0.54
1:B:555:PHE:C	1:B:555:PHE:HD1	2.11	0.54
1:B:1121:ASP:O	1:B:1125:ARG:HG3	2.08	0.54
1:D:820:ARG:CB	1:D:821:PRO:HD2	2.36	0.54
1:D:824:GLN:CA	1:D:824:GLN:HE21	2.20	0.54
1:D:857:GLY:O	4:D:2474:FMN:C10	2.56	0.54
1:D:1121:ASP:O	1:D:1125:ARG:HG3	2.08	0.54
1:F:529:LEU:HB3	1:F:638:THR:OG1	2.08	0.54
1:F:693:MET:O	1:F:694:ALA:C	2.45	0.54
1:F:743:VAL:CG1	1:F:745:ARG:HG3	2.38	0.54
1:F:820:ARG:CB	1:F:821:PRO:HD2	2.37	0.54
1:F:1131:THR:O	1:F:1134:LYS:N	2.41	0.54
1:F:1424:LEU:HD21	1:F:1428:ILE:HD11	1.89	0.54
2:G:110:ILE:HD11	2:G:117:ALA:C	2.28	0.54
2:H:99:PRO:CD	2:H:449:LEU:HD13	2.37	0.54
2:I:415:LEU:CG	2:I:432:THR:HG23	2.34	0.54
2:J:127:ILE:HG23	2:J:128:ASN:N	2.22	0.54
2:J:207:LEU:HG	2:J:214:TYR:OH	2.07	0.54
2:J:434:MET:HB2	2:J:437:VAL:HG11	1.87	0.54
2:K:418:THR:N	2:K:424:LEU:HD22	2.22	0.54
1:A:22:ILE:O	1:A:23:GLU:C	2.45	0.54
1:A:193:PRO:O	1:A:194:ASP:C	2.43	0.54
1:A:481:ASP:HB2	1:A:1038:ILE:O	2.08	0.54
1:A:1061:LEU:O	1:A:1064:ARG:HB2	2.08	0.54
1:A:1300:LEU:HD12	1:A:1301:SER:N	2.22	0.54
1:B:253:HIS:CE1	1:B:254:PRO:CD	2.88	0.54
1:B:857:GLY:O	4:B:2474:FMN:C10	2.56	0.54
1:B:1045:TRP:O	1:B:1046:GLU:C	2.44	0.54
1:B:1438:ARG:O	1:B:1439:PHE:C	2.45	0.54
1:C:35:ASP:HB3	1:C:37:ASP:H	1.71	0.54
1:C:149:TYR:O	1:C:150:ILE:C	2.42	0.54
1:C:250:ARG:NE	1:C:639:PHE:CE1	2.72	0.54
1:C:468:MET:HG2	1:C:699:ALA:CB	2.38	0.54
1:C:515:ARG:CZ	1:C:1367:TYR:HE1	2.20	0.54
1:C:938:PRO:O	1:C:940:GLU:N	2.40	0.54
1:D:675:ILE:O	1:D:678:ARG:HB2	2.07	0.54
1:D:1054:GLN:O	1:D:1057:THR:HB	2.08	0.54
1:E:171:SER:OG	1:E:177:ILE:HA	2.07	0.54
1:E:251:MET:CE	1:E:533:LEU:HD11	2.37	0.54
1:E:515:ARG:CZ	1:E:1367:TYR:HE1	2.20	0.54
1:E:823:MET:C	1:E:824:GLN:HE21	2.10	0.54

*Continued on next page...*

*Continued from previous page...*

Atom-1	Atom-2	Interatomic distance (Å)	Clash overlap (Å)
1:E:1376:LEU:CB	1:E:1439:PHE:HE1	2.19	0.54
1:F:571:ALA:HB2	1:F:606:LEU:CD2	2.37	0.54
1:F:891:PRO:HA	1:F:894:PHE:CD2	2.43	0.54
2:H:96:ARG:HH21	2:H:199:VAL:CG2	2.19	0.54
2:H:458:ARG:HB3	2:H:458:ARG:CZ	2.37	0.54
2:I:32:TYR:HE2	2:I:194:LYS:CB	2.20	0.54
2:I:54:PHE:HB3	2:I:107:ASN:CB	2.36	0.54
2:I:418:THR:N	2:I:424:LEU:HD22	2.22	0.54
2:J:122:SER:HA	2:J:125:LYS:CE	2.36	0.54
2:J:322:ARG:CD	2:J:326:ASN:HD21	2.19	0.54
2:K:127:ILE:HG23	2:K:128:ASN:N	2.22	0.54
2:K:207:LEU:HG	2:K:214:TYR:OH	2.07	0.54
2:L:174:HIS:HE1	2:L:215:HIS:HB3	1.72	0.54
2:L:207:LEU:HG	2:L:214:TYR:OH	2.07	0.54
1:A:140:SER:O	1:A:141:ASP:C	2.44	0.54
1:A:145:GLU:O	1:A:146:LEU:C	2.41	0.54
1:A:230:HIS:CE1	1:A:234:ILE:HG13	2.35	0.54
1:A:443:ASP:O	1:A:446:GLU:N	2.28	0.54
1:A:515:ARG:CZ	1:A:1367:TYR:HE1	2.20	0.54
1:A:670:LEU:O	1:A:670:LEU:CD2	2.53	0.54
1:A:804:ASN:O	1:A:805:ASP:HB3	2.08	0.54
1:A:1111:ASN:OD1	1:A:1119:VAL:CG2	2.37	0.54
1:A:1302:GLY:HA2	1:A:1334:GLY:N	2.23	0.54
1:A:1387:MET:O	1:A:1387:MET:CG	2.41	0.54
1:A:1438:ARG:HG3	2:L:376:GLY:HA2	0.58	0.54
1:B:249:THR:OG1	1:B:635:ASN:HB3	2.08	0.54
1:B:621:ILE:HG13	1:B:658:LEU:CD1	2.37	0.54
1:B:720:ARG:C	1:B:722:GLY:H	2.11	0.54
1:B:897:ASP:OD1	1:B:897:ASP:C	2.46	0.54
1:B:1054:GLN:O	1:B:1057:THR:HB	2.08	0.54
1:B:1131:THR:O	1:B:1134:LYS:N	2.41	0.54
1:C:251:MET:HE3	1:C:533:LEU:HD11	1.89	0.54
1:C:643:ASN:ND2	1:C:665:THR:HB	2.23	0.54
1:C:1374:VAL:C	1:C:1375:ILE:HG13	2.28	0.54
1:D:249:THR:OG1	1:D:635:ASN:HB3	2.08	0.54
1:D:612:GLY:O	1:D:762:HIS:CE1	2.60	0.54
1:D:897:ASP:OD1	1:D:897:ASP:C	2.46	0.54
1:D:953:ILE:HG22	1:D:954:ALA:N	2.22	0.54
1:E:556:ARG:O	1:E:557:ALA:C	2.44	0.54
1:E:1061:LEU:O	1:E:1064:ARG:HB2	2.08	0.54
1:F:744:SER:O	1:F:746:ILE:N	2.40	0.54

*Continued on next page...*

Continued from previous page...

Atom-1	Atom-2	Interatomic distance (Å)	Clash overlap (Å)
1:F:985:TYR:CD1	1:F:1207:VAL:HG11	2.42	0.54
1:F:1114:PRO:HG3	2:I:109:VAL:O	2.06	0.54
1:F:1177:HIS:CD2	1:F:1177:HIS:H	2.25	0.54
2:H:97:ILE:HD11	2:H:450:VAL:CB	2.37	0.54
2:H:110:ILE:HD11	2:H:117:ALA:C	2.28	0.54
2:H:174:HIS:HE1	2:H:215:HIS:HB3	1.72	0.54
2:I:96:ARG:HH21	2:I:199:VAL:CG2	2.19	0.54
2:I:110:ILE:HG13	2:I:117:ALA:CA	2.35	0.54
2:J:96:ARG:HH21	2:J:199:VAL:CG2	2.19	0.54
2:J:110:ILE:HD11	2:J:117:ALA:C	2.28	0.54
2:J:458:ARG:CZ	2:J:458:ARG:HB3	2.37	0.54
2:K:350:PRO:CG	2:K:380:PRO:HA	2.36	0.54
2:L:195:LEU:C	2:L:195:LEU:HD12	2.27	0.54
1:A:447:LEU:CD2	1:A:674:ALA:HA	2.30	0.54
1:A:561:TYR:CD1	1:A:561:TYR:O	2.61	0.54
1:B:731:SER:HB2	1:B:747:SER:HB2	1.89	0.54
1:B:776:GLY:O	1:B:782:ARG:HD2	2.07	0.54
1:B:938:PRO:HG2	1:B:1041:ALA:HB1	1.88	0.54
1:B:1114:PRO:HG3	2:G:109:VAL:O	2.07	0.54
1:C:531:ASN:C	1:C:533:LEU:N	2.57	0.54
1:C:1093:GLY:O	1:C:1096:SER:N	2.41	0.54
1:C:1302:GLY:HA2	1:C:1334:GLY:N	2.23	0.54
1:D:148:LEU:HD22	1:D:172:LEU:HG	1.87	0.54
1:D:162:GLU:HB3	1:D:164:ILE:HD12	1.88	0.54
1:D:746:ILE:CG2	1:D:1182:ASP:HB3	2.22	0.54
1:D:826:ARG:HH11	1:D:826:ARG:CG	2.07	0.54
1:D:1114:PRO:HG3	2:H:109:VAL:O	2.07	0.54
1:D:1326:THR:HG22	1:D:1329:TYR:HB2	1.88	0.54
1:D:1396:ASP:OD1	1:D:1396:ASP:C	2.45	0.54
1:E:313:HIS:CD2	1:E:313:HIS:H	2.24	0.54
1:E:643:ASN:ND2	1:E:665:THR:HB	2.23	0.54
1:F:62:ILE:HG22	1:F:62:ILE:O	2.08	0.54
1:F:116:ILE:HD13	1:F:190:THR:HG22	1.88	0.54
1:F:481:ASP:OD1	1:F:481:ASP:C	2.43	0.54
1:F:675:ILE:O	1:F:678:ARG:HB2	2.07	0.54
1:F:824:GLN:HE21	1:F:824:GLN:CA	2.20	0.54
1:F:857:GLY:O	4:F:2474:FMN:C10	2.56	0.54
2:G:181:ARG:C	2:G:181:ARG:HD2	2.28	0.54
2:I:360:THR:HG22	2:I:365:VAL:HG11	1.88	0.54
2:I:469:LYS:NZ	2:I:476:VAL:HA	2.22	0.54
2:J:162:ALA:CB	2:J:237:LEU:HD12	2.37	0.54

Continued on next page...

*Continued from previous page...*

Atom-1	Atom-2	Interatomic distance (Å)	Clash overlap (Å)
1:A:1304:THR:HG23	1:A:1335:LYS:HB2	1.90	0.54
1:A:1316:GLU:O	1:A:1317:THR:C	2.45	0.54
1:A:1438:ARG:CB	2:L:376:GLY:HA2	2.13	0.54
1:B:295:LYS:CE	1:B:299:VAL:HG12	2.37	0.54
1:B:403:ASP:OD1	1:B:403:ASP:C	2.46	0.54
1:B:529:LEU:HB3	1:B:638:THR:OG1	2.08	0.54
1:B:917:VAL:HG13	1:B:922:LEU:HD21	1.90	0.54
1:B:1075:THR:HG23	1:B:1145:GLU:OE2	2.06	0.54
1:C:1316:GLU:O	1:C:1317:THR:C	2.45	0.54
1:D:235:ASN:HB3	1:D:508:ASN:ND2	2.22	0.54
1:D:481:ASP:OD1	1:D:481:ASP:C	2.44	0.54
1:D:575:VAL:HG23	1:D:614:ALA:O	2.08	0.54
1:D:891:PRO:HA	1:D:894:PHE:CD2	2.43	0.54
1:E:481:ASP:HB2	1:E:1038:ILE:O	2.08	0.54
1:E:1302:GLY:HA2	1:E:1334:GLY:N	2.23	0.54
1:E:1435:THR:HG23	1:E:1437:SER:N	2.23	0.54
1:F:249:THR:OG1	1:F:635:ASN:HB3	2.08	0.54
1:F:897:ASP:OD1	1:F:897:ASP:C	2.45	0.54
1:F:1401:LEU:O	1:F:1401:LEU:CD1	2.38	0.54
1:F:1442:GLU:OE2	2:G:375:THR:HA	2.08	0.54
1:F:1470:VAL:O	1:F:1470:VAL:CG1	2.56	0.54
2:G:99:PRO:CD	2:G:449:LEU:HD13	2.36	0.54
2:H:350:PRO:CG	2:H:380:PRO:HA	2.36	0.54
2:H:429:THR:HG21	2:H:431:MET:HE2	1.88	0.54
2:I:97:ILE:HD11	2:I:450:VAL:CB	2.37	0.54
2:I:458:ARG:HB3	2:I:458:ARG:CZ	2.37	0.54
2:J:250:ALA:CB	2:J:251:PRO:HD2	2.35	0.54
2:K:477:ALA:C	2:K:478:VAL:HG22	2.27	0.54
2:L:450:VAL:O	2:L:454:ILE:HG22	2.06	0.54
1:A:67:PRO:HG3	1:A:105:TYR:OH	2.08	0.54
1:A:1077:ARG:O	1:A:1078:ASP:C	2.44	0.54
1:B:875:MET:HE2	1:B:1139:PHE:HE2	1.73	0.54
1:B:891:PRO:HA	1:B:894:PHE:CD2	2.43	0.54
1:B:1396:ASP:OD1	1:B:1396:ASP:C	2.45	0.54
1:B:1442:GLU:OE2	2:H:375:THR:HA	2.08	0.54
1:C:528:ASN:HB2	1:C:542:LEU:HD22	1.90	0.54
1:C:560:ASP:O	1:C:561:TYR:C	2.46	0.54
1:C:561:TYR:CD1	1:C:561:TYR:O	2.61	0.54
1:C:565:THR:HG22	1:C:602:THR:HB	1.89	0.54
1:C:937:LYS:HE3	1:C:1033:SER:CB	2.34	0.54
1:C:937:LYS:HB2	1:C:940:GLU:HG3	1.89	0.54

*Continued on next page...*

*Continued from previous page...*

Atom-1	Atom-2	Interatomic distance (Å)	Clash overlap (Å)
1:C:1369:THR:C	1:C:1389:GLY:O	2.46	0.54
1:C:1376:LEU:CB	1:C:1439:PHE:HE1	2.19	0.54
1:E:230:HIS:CE1	1:E:234:ILE:HG13	2.35	0.54
1:E:345:MET:CG	1:E:346:ASP:N	2.55	0.54
1:E:664:THR:HA	1:E:720:ARG:NE	2.22	0.54
1:E:804:ASN:O	1:E:805:ASP:HB3	2.08	0.54
1:E:976:SER:O	1:E:979:ASP:HB2	2.08	0.54
1:E:1077:ARG:O	1:E:1078:ASP:C	2.44	0.54
1:F:447:LEU:HD11	1:F:451:GLN:NE2	2.23	0.54
1:F:917:VAL:HG13	1:F:922:LEU:HD21	1.90	0.54
1:F:1051:GLU:O	1:F:1052:VAL:C	2.46	0.54
1:F:1093:GLY:O	1:F:1094:THR:C	2.45	0.54
2:G:162:ALA:HB3	2:G:237:LEU:HD12	1.89	0.54
2:H:162:ALA:CB	2:H:237:LEU:HD12	2.37	0.54
2:H:181:ARG:HD2	2:H:181:ARG:C	2.28	0.54
2:H:320:TYR:CE2	2:H:344:PHE:HD2	2.25	0.54
2:I:110:ILE:HD11	2:I:117:ALA:C	2.28	0.54
2:I:153:ILE:HG21	2:I:238:VAL:HG12	1.90	0.54
2:I:162:ALA:CB	2:I:237:LEU:HD12	2.38	0.54
2:I:320:TYR:CE2	2:I:344:PHE:HD2	2.25	0.54
2:J:97:ILE:HD11	2:J:450:VAL:CB	2.37	0.54
2:J:97:ILE:CG1	2:J:450:VAL:HG11	2.38	0.54
2:J:181:ARG:C	2:J:181:ARG:HD2	2.28	0.54
2:K:97:ILE:HD11	2:K:450:VAL:CB	2.37	0.54
2:K:230:ARG:NH2	2:K:434:MET:HE1	2.23	0.54
2:L:32:TYR:HE2	2:L:194:LYS:CB	2.20	0.54
1:A:266:VAL:O	1:A:279:THR:HG23	2.08	0.54
1:A:452:GLN:NE2	1:A:764:THR:HG21	2.21	0.54
1:B:256:PHE:O	1:B:259:HIS:HB2	2.08	0.54
1:B:1077:ARG:O	1:B:1078:ASP:C	2.45	0.54
1:C:481:ASP:HB2	1:C:1038:ILE:O	2.08	0.54
1:C:481:ASP:OD1	1:C:481:ASP:C	2.44	0.54
1:C:664:THR:HA	1:C:720:ARG:NE	2.22	0.54
1:C:823:MET:C	1:C:824:GLN:HE21	2.10	0.54
1:C:1304:THR:HG23	1:C:1335:LYS:HB2	1.90	0.54
1:C:1307:VAL:HG12	1:C:1322:ILE:HD13	1.89	0.54
1:C:1427:LEU:O	1:C:1430:GLU:N	2.41	0.54
1:C:1438:ARG:O	1:C:1439:PHE:C	2.45	0.54
1:D:743:VAL:CG1	1:D:745:ARG:HG3	2.38	0.54
1:D:746:ILE:HG12	1:D:1182:ASP:O	2.08	0.54
1:D:1131:THR:O	1:D:1134:LYS:N	2.41	0.54

*Continued on next page...*

*Continued from previous page...*

Atom-1	Atom-2	Interatomic distance (Å)	Clash overlap (Å)
1:D:1318:ASN:H	1:D:1318:ASN:ND2	2.01	0.54
1:E:302:ALA:HA	1:E:347:ARG:NH1	2.23	0.54
1:E:369:THR:HG22	1:E:1293:ASN:ND2	2.23	0.54
1:E:1316:GLU:O	1:E:1317:THR:C	2.45	0.54
1:F:513:SER:CB	1:F:520:MET:CE	2.79	0.54
1:F:621:ILE:HG13	1:F:658:LEU:CD1	2.38	0.54
1:F:953:ILE:HG22	1:F:954:ALA:N	2.22	0.54
1:F:978:GLU:HG3	1:F:979:ASP:H	1.73	0.54
1:F:1438:ARG:O	1:F:1439:PHE:C	2.45	0.54
2:G:238:VAL:HG23	2:G:439:ALA:CA	2.38	0.54
2:G:317:LYS:CE	2:G:345:ILE:HG21	2.38	0.54
2:G:317:LYS:NZ	2:G:345:ILE:HG21	2.23	0.54
2:H:230:ARG:NH2	2:H:434:MET:HE1	2.23	0.54
2:J:153:ILE:HG21	2:J:238:VAL:HG12	1.90	0.54
2:J:238:VAL:HG23	2:J:439:ALA:CA	2.38	0.54
2:J:317:LYS:NZ	2:J:345:ILE:HG21	2.23	0.54
2:K:32:TYR:HE2	2:K:194:LYS:CB	2.20	0.54
2:K:418:THR:CB	2:K:424:LEU:HD11	2.23	0.54
2:L:317:LYS:NZ	2:L:345:ILE:HG21	2.23	0.54
1:A:244:MET:O	1:A:245:LYS:C	2.44	0.53
1:A:708:MET:O	1:A:710:LYS:N	2.41	0.53
1:B:978:GLU:HG3	1:B:979:ASP:H	1.73	0.53
1:C:61:VAL:O	1:C:61:VAL:HG12	2.07	0.53
1:C:269:VAL:HG23	1:C:270:GLY:N	2.22	0.53
1:C:976:SER:O	1:C:979:ASP:HB2	2.08	0.53
1:D:256:PHE:O	1:D:259:HIS:HB2	2.08	0.53
1:D:1177:HIS:CD2	1:D:1177:HIS:H	2.25	0.53
1:E:18:VAL:O	1:E:19:GLU:C	2.42	0.53
1:E:67:PRO:HG3	1:E:105:TYR:OH	2.08	0.53
1:E:75:GLN:C	1:E:76:VAL:HG12	2.27	0.53
1:E:1320:ASN:C	1:E:1341:GLN:HG3	2.28	0.53
1:E:1369:THR:C	1:E:1389:GLY:O	2.46	0.53
1:F:387:PRO:CD	1:F:1344:GLU:OE2	2.47	0.53
1:F:575:VAL:HG23	1:F:614:ALA:O	2.08	0.53
1:F:720:ARG:C	1:F:722:GLY:H	2.11	0.53
1:F:746:ILE:HG12	1:F:1182:ASP:O	2.08	0.53
1:F:1432:VAL:O	1:F:1433:THR:C	2.45	0.53
1:F:1470:VAL:O	1:F:1470:VAL:HG13	2.08	0.53
2:H:94:CYS:HB3	2:H:98:CYS:SG	2.48	0.53
2:H:97:ILE:CG1	2:H:450:VAL:HG11	2.38	0.53
2:I:97:ILE:CG1	2:I:450:VAL:HG11	2.38	0.53

*Continued on next page...*



*Continued from previous page...*

Atom-1	Atom-2	Interatomic distance (Å)	Clash overlap (Å)
2:J:320:TYR:CE2	2:J:344:PHE:HD2	2.25	0.53
2:J:418:THR:CB	2:J:424:LEU:HD11	2.23	0.53
2:J:418:THR:N	2:J:424:LEU:HD22	2.23	0.53
2:K:132:TRP:HA	2:K:202:ARG:CZ	2.39	0.53
2:K:145:GLU:OE2	2:K:171:TYR:HE1	1.91	0.53
2:K:186:LEU:HD21	2:K:195:LEU:HD11	1.91	0.53
2:L:110:ILE:HD11	2:L:117:ALA:C	2.28	0.53
1:A:631:LEU:HD13	1:A:636:LEU:HB3	1.90	0.53
1:B:443:ASP:O	1:B:445:ALA:N	2.41	0.53
1:B:824:GLN:HE21	1:B:824:GLN:CA	2.20	0.53
1:C:92:ILE:O	1:C:93:VAL:C	2.45	0.53
1:C:119:GLU:O	1:C:120:LYS:C	2.47	0.53
1:C:518:ARG:NH2	1:C:1382:ASN:HD22	2.06	0.53
1:C:804:ASN:O	1:C:805:ASP:HB3	2.08	0.53
1:C:853:PHE:CE1	1:C:1079:ILE:HD13	2.42	0.53
1:C:1316:GLU:O	1:C:1318:ASN:N	2.42	0.53
1:D:838:VAL:HG13	1:D:839:PRO:CD	2.31	0.53
1:D:1438:ARG:O	1:D:1439:PHE:C	2.45	0.53
1:D:1438:ARG:CD	2:I:377:ARG:N	2.41	0.53
1:E:561:TYR:CD1	1:E:561:TYR:O	2.61	0.53
1:E:1400:SER:O	1:E:1403:LEU:N	2.27	0.53
1:F:40:THR:O	1:F:40:THR:CG2	2.57	0.53
1:F:1233:TYR:O	1:F:1268:LEU:HA	2.09	0.53
2:G:132:TRP:HA	2:G:202:ARG:CZ	2.39	0.53
2:G:174:HIS:HE1	2:G:215:HIS:HB3	1.72	0.53
2:G:465:HIS:NE2	2:G:469:LYS:HE3	2.24	0.53
2:H:132:TRP:HA	2:H:202:ARG:CZ	2.39	0.53
2:H:238:VAL:HG23	2:H:439:ALA:CA	2.38	0.53
2:H:244:LYS:HG3	2:H:402:GLU:O	2.09	0.53
2:H:372:ALA:HB1	2:H:381:GLN:O	2.08	0.53
2:I:181:ARG:HD2	2:I:181:ARG:C	2.28	0.53
2:I:366:ARG:NE	2:I:391:GLN:HG2	2.14	0.53
2:J:249:LYS:HE2	2:J:258:ILE:HD11	1.90	0.53
2:J:321:ARG:HD3	2:J:322:ARG:CB	2.37	0.53
2:J:322:ARG:HD2	2:J:349:ALA:CB	2.38	0.53
2:J:372:ALA:HB1	2:J:381:GLN:O	2.08	0.53
2:J:469:LYS:NZ	2:J:476:VAL:HA	2.22	0.53
2:K:94:CYS:HB3	2:K:98:CYS:SG	2.49	0.53
2:K:327:MET:HB2	2:K:346:TRP:HZ2	1.65	0.53
1:A:1307:VAL:HG12	1:A:1322:ILE:HD13	1.89	0.53
1:B:575:VAL:HG23	1:B:614:ALA:O	2.08	0.53

*Continued on next page...*

*Continued from previous page...*

Atom-1	Atom-2	Interatomic distance (Å)	Clash overlap (Å)
1:B:744:SER:O	1:B:746:ILE:N	2.40	0.53
1:B:746:ILE:HG12	1:B:1182:ASP:O	2.08	0.53
1:B:1438:ARG:CZ	2:H:376:GLY:O	2.57	0.53
1:C:1310:THR:O	1:C:1313:SER:N	2.33	0.53
1:D:978:GLU:HG3	1:D:979:ASP:H	1.73	0.53
1:E:149:TYR:HE1	1:E:282:GLU:OE1	1.91	0.53
1:E:1300:LEU:HD12	1:E:1301:SER:N	2.22	0.53
1:E:1420:TYR:OH	1:E:1466:LEU:HD22	2.09	0.53
1:F:256:PHE:O	1:F:259:HIS:HB2	2.08	0.53
1:F:1054:GLN:O	1:F:1057:THR:HB	2.08	0.53
2:G:473:GLU:HG2	2:G:473:GLU:O	2.08	0.53
2:H:153:ILE:HG21	2:H:238:VAL:HG12	1.90	0.53
2:I:162:ALA:HB3	2:I:237:LEU:HD12	1.89	0.53
2:I:243:TYR:CE1	2:I:405:ASP:HB3	2.43	0.53
2:I:317:LYS:NZ	2:I:345:ILE:HG21	2.24	0.53
2:I:429:THR:HG21	2:I:431:MET:HE2	1.90	0.53
2:J:243:TYR:CE1	2:J:405:ASP:HB3	2.43	0.53
2:J:449:LEU:CD2	2:J:451:VAL:HG13	2.27	0.53
2:K:415:LEU:CG	2:K:432:THR:HG23	2.34	0.53
2:L:94:CYS:HB3	2:L:98:CYS:SG	2.48	0.53
2:L:97:ILE:CG1	2:L:450:VAL:HG11	2.38	0.53
2:L:122:SER:HA	2:L:125:LYS:CE	2.36	0.53
2:L:132:TRP:HA	2:L:202:ARG:CZ	2.39	0.53
2:L:162:ALA:HB3	2:L:237:LEU:HD12	1.89	0.53
2:L:317:LYS:CE	2:L:345:ILE:HG21	2.38	0.53
2:L:322:ARG:HG3	2:L:326:ASN:OD1	2.09	0.53
1:A:149:TYR:HE1	1:A:282:GLU:OE1	1.91	0.53
1:A:250:ARG:O	1:A:531:ASN:ND2	2.42	0.53
1:A:1121:ASP:OD1	1:A:1122:ASP:N	2.42	0.53
1:B:60:LYS:O	1:B:63:GLY:N	2.38	0.53
1:B:743:VAL:CG1	1:B:745:ARG:HG3	2.38	0.53
1:C:631:LEU:HD13	1:C:636:LEU:HB3	1.90	0.53
1:C:1435:THR:HG23	1:C:1437:SER:N	2.23	0.53
1:D:61:VAL:HG12	1:D:61:VAL:O	2.08	0.53
1:D:555:PHE:CD1	1:D:556:ARG:N	2.77	0.53
1:D:1131:THR:CG2	1:D:1133:GLU:N	2.72	0.53
1:D:1388:THR:O	1:D:1388:THR:HG23	2.06	0.53
1:E:481:ASP:OD1	1:E:481:ASP:C	2.44	0.53
1:E:708:MET:O	1:E:710:LYS:N	2.41	0.53
1:E:1057:THR:HG22	1:E:1190:VAL:HG11	1.91	0.53
1:E:1220:ARG:N	1:E:1221:PRO:CD	2.71	0.53

*Continued on next page...*

*Continued from previous page...*

Atom-1	Atom-2	Interatomic distance (Å)	Clash overlap (Å)
1:E:1290:GLY:O	1:E:1291:ASP:CB	2.53	0.53
1:E:1304:THR:HG23	1:E:1335:LYS:HB2	1.89	0.53
1:E:1401:LEU:C	1:E:1401:LEU:CD1	2.73	0.53
1:F:602:THR:O	1:F:640:THR:CG2	2.56	0.53
1:F:1121:ASP:O	1:F:1125:ARG:HG3	2.08	0.53
2:G:322:ARG:HG3	2:G:326:ASN:OD1	2.09	0.53
2:G:372:ALA:HB1	2:G:381:GLN:O	2.08	0.53
2:H:243:TYR:CE1	2:H:405:ASP:HB3	2.43	0.53
2:H:429:THR:CB	2:H:431:MET:HE2	2.39	0.53
2:H:449:LEU:CD2	2:H:451:VAL:HG13	2.27	0.53
2:H:469:LYS:HZ3	2:H:476:VAL:CA	2.22	0.53
2:I:249:LYS:HE2	2:I:258:ILE:HD11	1.90	0.53
2:I:295:LEU:CD1	2:I:319:LEU:HD13	2.39	0.53
2:J:132:TRP:HA	2:J:202:ARG:CZ	2.39	0.53
2:K:440:ALA:HB1	2:K:456:ASP:HB2	1.85	0.53
2:K:473:GLU:HG2	2:K:473:GLU:O	2.09	0.53
1:A:105:TYR:HD1	1:A:105:TYR:H	1.57	0.53
1:A:522:LEU:CG	1:A:705:LEU:HD21	2.38	0.53
1:A:572:THR:CG2	1:A:615:ARG:NE	2.72	0.53
1:A:902:ASN:CB	1:C:1227:GLU:OE2	2.53	0.53
1:A:1093:GLY:O	1:A:1096:SER:N	2.41	0.53
1:A:1207:VAL:HG13	1:A:1208:PRO:CD	2.39	0.53
1:A:1320:ASN:C	1:A:1341:GLN:HG3	2.28	0.53
1:A:1374:VAL:C	1:A:1375:ILE:HG13	2.28	0.53
1:A:1420:TYR:OH	1:A:1466:LEU:HD22	2.09	0.53
1:B:349:GLY:HA3	1:B:387:PRO:HG3	1.90	0.53
1:B:602:THR:O	1:B:640:THR:CG2	2.56	0.53
1:C:18:VAL:O	1:C:19:GLU:C	2.42	0.53
1:C:105:TYR:H	1:C:105:TYR:HD1	1.57	0.53
1:C:149:TYR:HE1	1:C:282:GLU:OE1	1.91	0.53
1:C:250:ARG:O	1:C:531:ASN:ND2	2.42	0.53
1:C:253:HIS:ND1	1:C:254:PRO:CG	2.71	0.53
1:C:317:ILE:CG2	1:C:321:ASN:HD21	2.19	0.53
1:C:571:ALA:HB2	1:C:606:LEU:CD2	2.39	0.53
1:C:587:ARG:O	1:C:590:ARG:HB2	2.09	0.53
1:C:826:ARG:HG2	1:C:1046:GLU:OE2	2.07	0.53
1:C:1057:THR:HG22	1:C:1190:VAL:HG11	1.91	0.53
1:C:1121:ASP:OD1	1:C:1122:ASP:N	2.42	0.53
1:D:302:ALA:CA	1:D:347:ARG:NH1	2.72	0.53
1:D:526:LEU:N	1:D:526:LEU:CD1	2.64	0.53
1:D:629:THR:O	1:D:632:ILE:N	2.42	0.53

*Continued on next page...*

*Continued from previous page...*

Atom-1	Atom-2	Interatomic distance (Å)	Clash overlap (Å)
1:D:1077:ARG:O	1:D:1078:ASP:C	2.45	0.53
1:D:1233:TYR:O	1:D:1268:LEU:HA	2.09	0.53
1:E:105:TYR:HD1	1:E:105:TYR:H	1.57	0.53
1:E:249:THR:OG1	1:E:635:ASN:HB3	2.07	0.53
1:E:496:HIS:O	1:E:653:HIS:CE1	2.61	0.53
1:E:518:ARG:NH2	1:E:1382:ASN:HD22	2.06	0.53
1:E:973:ASP:OD2	1:E:1298:LYS:CE	2.54	0.53
1:F:182:MET:HE2	1:F:217:PRO:CB	1.93	0.53
1:F:763:ALA:O	1:F:765:ALA:N	2.42	0.53
1:F:1468:VAL:O	1:F:1468:VAL:HG12	2.07	0.53
2:G:97:ILE:CG1	2:G:450:VAL:HG11	2.38	0.53
2:G:145:GLU:OE2	2:G:171:TYR:HE1	1.91	0.53
2:G:166:LEU:HD23	2:G:461:ALA:CB	2.36	0.53
2:H:317:LYS:NZ	2:H:345:ILE:HG21	2.23	0.53
2:H:465:HIS:NE2	2:H:469:LYS:HE3	2.24	0.53
2:H:469:LYS:NZ	2:H:476:VAL:HA	2.22	0.53
2:I:132:TRP:HA	2:I:202:ARG:CZ	2.39	0.53
2:I:238:VAL:HG23	2:I:439:ALA:CA	2.38	0.53
2:I:322:ARG:HG3	2:I:326:ASN:OD1	2.09	0.53
2:J:197:LYS:NZ	2:J:275:ASP:HB3	2.24	0.53
2:K:97:ILE:CG1	2:K:450:VAL:HG11	2.38	0.53
2:K:246:ARG:HD3	2:K:399:LEU:CB	2.33	0.53
2:L:49:GLN:HE22	2:L:69:LEU:CG	2.22	0.53
2:L:372:ALA:HB1	2:L:381:GLN:O	2.08	0.53
2:L:418:THR:N	2:L:424:LEU:HD22	2.23	0.53
2:L:469:LYS:NZ	2:L:476:VAL:HA	2.22	0.53
1:A:369:THR:HG22	1:A:1293:ASN:ND2	2.23	0.53
1:A:468:MET:HG2	1:A:699:ALA:CB	2.38	0.53
1:A:572:THR:HG23	1:A:615:ARG:HB3	1.90	0.53
1:A:643:ASN:ND2	1:A:665:THR:HB	2.22	0.53
1:A:659:ILE:HA	1:A:663:ALA:HB3	1.91	0.53
1:A:782:ARG:C	1:A:784:SER:H	2.12	0.53
1:A:976:SER:O	1:A:979:ASP:HB2	2.08	0.53
1:A:1143:ALA:O	1:A:1144:GLU:C	2.45	0.53
1:A:1310:THR:O	1:A:1313:SER:N	2.33	0.53
1:B:223:GLN:HB3	1:B:224:PRO:CA	2.37	0.53
1:B:447:LEU:HD11	1:B:451:GLN:NE2	2.23	0.53
1:B:1047:MET:HE2	1:B:1186:ARG:NH2	2.03	0.53
1:C:369:THR:HG22	1:C:1293:ASN:ND2	2.23	0.53
1:C:608:ASP:OD2	1:C:646:THR:HA	2.09	0.53
1:C:838:VAL:HG12	1:C:839:PRO:CD	2.32	0.53

*Continued on next page...*

*Continued from previous page...*

Atom-1	Atom-2	Interatomic distance (Å)	Clash overlap (Å)
1:C:1220:ARG:N	1:C:1221:PRO:CD	2.71	0.53
1:C:1400:SER:O	1:C:1401:LEU:C	2.44	0.53
1:D:443:ASP:O	1:D:445:ALA:N	2.41	0.53
1:D:1229:MET:CA	1:F:877:ARG:CG	2.78	0.53
1:D:1438:ARG:CZ	2:I:376:GLY:O	2.57	0.53
1:D:1470:VAL:O	1:D:1470:VAL:CG1	2.56	0.53
1:E:269:VAL:HG23	1:E:270:GLY:N	2.22	0.53
1:E:1219:ALA:O	1:E:1220:ARG:C	2.47	0.53
1:F:574:PRO:HD3	1:F:615:ARG:HH12	1.74	0.53
1:F:615:ARG:HH11	1:F:615:ARG:HG2	1.73	0.53
1:F:1104:MET:C	2:I:54:PHE:CZ	2.81	0.53
2:G:94:CYS:HB3	2:G:98:CYS:SG	2.49	0.53
2:G:269:ASN:ND2	2:G:273:LEU:HD23	2.24	0.53
2:H:434:MET:HB2	2:H:437:VAL:HG11	1.87	0.53
2:I:317:LYS:HZ2	2:I:345:ILE:HG21	1.73	0.53
2:J:49:GLN:HE22	2:J:69:LEU:CG	2.22	0.53
2:J:94:CYS:HB3	2:J:98:CYS:SG	2.49	0.53
2:J:174:HIS:CE1	2:J:215:HIS:HB3	2.44	0.53
2:J:295:LEU:CD1	2:J:319:LEU:HD13	2.39	0.53
2:K:49:GLN:HE22	2:K:69:LEU:CG	2.22	0.53
2:K:249:LYS:HE2	2:K:258:ILE:HD11	1.90	0.53
2:K:322:ARG:HD2	2:K:349:ALA:CB	2.38	0.53
2:K:372:ALA:HB1	2:K:381:GLN:O	2.08	0.53
2:L:97:ILE:HD11	2:L:450:VAL:CB	2.37	0.53
2:L:238:VAL:HG23	2:L:439:ALA:CA	2.38	0.53
2:L:249:LYS:HE2	2:L:258:ILE:HD11	1.90	0.53
2:L:250:ALA:HB1	2:L:251:PRO:CD	2.33	0.53
2:L:269:ASN:ND2	2:L:273:LEU:HD23	2.24	0.53
2:L:432:THR:HG22	2:L:434:MET:N	2.15	0.53
1:A:253:HIS:CE1	1:A:254:PRO:HG2	2.44	0.53
1:A:518:ARG:NH2	1:A:1382:ASN:HD22	2.06	0.53
1:A:587:ARG:O	1:A:590:ARG:HB2	2.09	0.53
1:A:899:ASN:O	1:C:1263:HIS:CE1	2.62	0.53
1:B:628:HIS:O	1:B:629:THR:C	2.47	0.53
1:B:734:LEU:HD11	1:B:738:HIS:HD2	1.51	0.53
1:B:1093:GLY:O	1:B:1094:THR:C	2.45	0.53
1:C:73:VAL:O	1:C:172:LEU:HA	2.09	0.53
1:C:253:HIS:CE1	1:C:254:PRO:HG2	2.44	0.53
1:C:302:ALA:HA	1:C:347:ARG:NH1	2.23	0.53
1:C:443:ASP:O	1:C:446:GLU:N	2.28	0.53
1:C:1375:ILE:O	1:C:1377:GLY:N	2.39	0.53

*Continued on next page...*

*Continued from previous page...*

Atom-1	Atom-2	Interatomic distance (Å)	Clash overlap (Å)
1:E:1016:ALA:O	1:E:1017:ASN:HB2	2.08	0.53
1:E:1093:GLY:O	1:E:1096:SER:N	2.41	0.53
1:E:1289:MET:H	1:E:1289:MET:HE2	1.73	0.53
1:F:505:GLN:NE2	1:F:1001:VAL:N	2.55	0.53
1:F:1050:SER:O	1:F:1051:GLU:C	2.46	0.53
2:G:60:PRO:HB2	2:G:451:VAL:HG22	1.90	0.53
2:G:418:THR:N	2:G:424:LEU:HD22	2.23	0.53
2:G:454:ILE:HD13	2:G:458:ARG:HG2	1.91	0.53
2:H:269:ASN:ND2	2:H:273:LEU:HD23	2.24	0.53
2:H:371:VAL:HG21	2:H:386:SER:CB	2.39	0.53
2:I:416:LYS:HB2	2:I:416:LYS:NZ	2.24	0.53
2:J:45:ASN:HD21	2:J:45:ASN:N	2.04	0.53
2:J:54:PHE:HB3	2:J:107:ASN:CB	2.36	0.53
2:K:181:ARG:C	2:K:181:ARG:HD2	2.28	0.53
2:L:174:HIS:CE1	2:L:215:HIS:HB3	2.44	0.53
2:L:276:THR:HG22	2:L:277:VAL:HG23	1.91	0.53
2:L:406:LEU:H	2:L:406:LEU:CD2	2.21	0.53
2:L:416:LYS:HZ2	2:L:416:LYS:HB2	1.73	0.53
1:A:119:GLU:O	1:A:120:LYS:C	2.47	0.53
1:A:729:GLY:C	1:A:748:GLY:HA3	2.29	0.53
1:A:1263:HIS:CE1	1:E:899:ASN:O	2.62	0.53
1:A:1391:MET:HE1	1:A:1458:VAL:CG2	2.37	0.53
1:A:1398:ASP:O	1:A:1399:ASP:C	2.47	0.53
1:B:1289:MET:CE	1:B:1289:MET:CB	2.87	0.53
1:B:1388:THR:O	1:B:1388:THR:HG23	2.06	0.53
1:C:67:PRO:HG3	1:C:105:TYR:OH	2.08	0.53
1:C:392:ALA:O	1:C:400:LEU:CD1	2.53	0.53
1:C:782:ARG:C	1:C:784:SER:H	2.12	0.53
1:C:1112:THR:O	2:K:112:GLN:NE2	2.40	0.53
1:D:602:THR:O	1:D:640:THR:CG2	2.56	0.53
1:D:615:ARG:HH11	1:D:615:ARG:HG2	1.73	0.53
1:E:253:HIS:ND1	1:E:254:PRO:CG	2.71	0.53
1:E:753:GLY:O	1:E:754:ILE:C	2.46	0.53
1:E:1121:ASP:OD1	1:E:1122:ASP:N	2.42	0.53
1:E:1375:ILE:O	1:E:1377:GLY:N	2.39	0.53
1:F:443:ASP:O	1:F:445:ALA:N	2.41	0.53
1:F:1068:ARG:NE	1:F:1089:GLU:OE1	2.38	0.53
2:G:174:HIS:CE1	2:G:215:HIS:HB3	2.44	0.53
2:G:207:LEU:HG	2:G:214:TYR:OH	2.07	0.53
2:G:416:LYS:HB2	2:G:416:LYS:NZ	2.24	0.53
2:H:145:GLU:OE2	2:H:171:TYR:HE1	1.91	0.53

*Continued on next page...*

*Continued from previous page...*

Atom-1	Atom-2	Interatomic distance (Å)	Clash overlap (Å)
2:H:404:GLU:O	2:H:404:GLU:HG3	2.09	0.53
2:H:443:ILE:HD12	2:H:444:VAL:CA	2.39	0.53
2:I:350:PRO:HG2	2:I:373:ASP:O	2.09	0.53
2:I:372:ALA:HB1	2:I:381:GLN:O	2.08	0.53
2:J:60:PRO:HB2	2:J:451:VAL:HG22	1.90	0.53
2:J:322:ARG:HG3	2:J:326:ASN:OD1	2.09	0.53
2:J:371:VAL:HG21	2:J:386:SER:CB	2.39	0.53
2:K:60:PRO:HB2	2:K:451:VAL:HG22	1.90	0.53
2:K:162:ALA:CB	2:K:237:LEU:HD12	2.38	0.53
2:K:238:VAL:HG23	2:K:439:ALA:CA	2.38	0.53
2:K:243:TYR:CE1	2:K:405:ASP:HB3	2.43	0.53
2:L:321:ARG:HD3	2:L:322:ARG:CB	2.37	0.53
2:L:454:ILE:HD13	2:L:458:ARG:HG2	1.91	0.53
1:A:92:ILE:O	1:A:93:VAL:C	2.45	0.53
1:A:317:ILE:CG2	1:A:321:ASN:HD21	2.19	0.53
1:A:496:HIS:O	1:A:653:HIS:CE1	2.61	0.53
1:A:1349:ARG:HH11	1:A:1349:ARG:CG	2.22	0.53
1:A:1400:SER:O	1:A:1403:LEU:N	2.27	0.53
1:B:1233:TYR:O	1:B:1268:LEU:HA	2.09	0.53
1:C:708:MET:O	1:C:710:LYS:N	2.41	0.53
1:C:932:VAL:O	1:C:933:ALA:CB	2.45	0.53
1:C:1016:ALA:O	1:C:1017:ASN:HB2	2.08	0.53
1:C:1375:ILE:HB	1:C:1394:VAL:HG22	1.91	0.53
1:D:1161:VAL:O	1:D:1161:VAL:CG1	2.57	0.53
1:D:1432:VAL:O	1:D:1433:THR:C	2.45	0.53
1:E:175:ARG:NH2	1:E:203:ASP:OD2	2.42	0.53
1:E:571:ALA:HB2	1:E:606:LEU:CD2	2.39	0.53
1:E:1155:PHE:N	1:E:1155:PHE:CD1	2.77	0.53
1:E:1207:VAL:HG13	1:E:1208:PRO:CD	2.39	0.53
1:E:1221:PRO:CB	1:E:1229:MET:CE	2.73	0.53
1:E:1316:GLU:O	1:E:1318:ASN:N	2.42	0.53
1:F:131:ILE:O	1:F:131:ILE:HG23	2.09	0.53
1:F:240:ASN:ND2	1:F:327:TRP:CD2	2.77	0.53
1:F:1131:THR:CG2	1:F:1133:GLU:N	2.72	0.53
2:G:244:LYS:HG3	2:G:402:GLU:O	2.08	0.53
2:H:197:LYS:NZ	2:H:275:ASP:HB3	2.24	0.53
2:H:350:PRO:HG2	2:H:373:ASP:O	2.09	0.53
2:I:60:PRO:HB2	2:I:451:VAL:HG22	1.90	0.53
2:I:322:ARG:HD2	2:I:349:ALA:CB	2.38	0.53
2:I:406:LEU:H	2:I:406:LEU:CD2	2.21	0.53
2:J:244:LYS:HG3	2:J:402:GLU:O	2.08	0.53

*Continued on next page...*

*Continued from previous page...*

Atom-1	Atom-2	Interatomic distance (Å)	Clash overlap (Å)
2:J:317:LYS:CE	2:J:345:ILE:HG21	2.38	0.53
2:K:292:VAL:HG22	2:K:394:LEU:CD1	2.30	0.53
2:K:317:LYS:CE	2:K:345:ILE:HG21	2.38	0.53
2:L:353:PHE:CE1	2:L:382:VAL:HG12	2.44	0.53
1:A:269:VAL:HG23	1:A:270:GLY:N	2.22	0.53
1:A:1316:GLU:O	1:A:1318:ASN:N	2.42	0.53
1:B:62:ILE:HG22	1:B:62:ILE:O	2.08	0.53
1:B:302:ALA:CA	1:B:347:ARG:NH1	2.72	0.53
1:B:615:ARG:HH11	1:B:615:ARG:HG2	1.73	0.53
1:B:763:ALA:O	1:B:765:ALA:N	2.42	0.53
1:B:1058:LEU:O	1:B:1058:LEU:CD2	2.57	0.53
1:C:753:GLY:O	1:C:754:ILE:C	2.46	0.53
1:C:1061:LEU:O	1:C:1064:ARG:HB2	2.08	0.53
1:C:1077:ARG:O	1:C:1078:ASP:C	2.44	0.53
1:D:62:ILE:HG22	1:D:62:ILE:O	2.08	0.53
1:D:447:LEU:HD11	1:D:451:GLN:NE2	2.23	0.53
1:D:529:LEU:HB3	1:D:638:THR:OG1	2.08	0.53
1:D:549:VAL:O	1:D:697:LYS:HE3	2.09	0.53
1:D:763:ALA:O	1:D:765:ALA:N	2.42	0.53
1:D:855:THR:HG22	1:D:855:THR:O	2.09	0.53
1:E:31:ARG:NH1	1:E:368:GLU:OE2	2.42	0.53
1:E:1374:VAL:C	1:E:1375:ILE:HG13	2.28	0.53
1:E:1391:MET:HE1	1:E:1458:VAL:HG21	1.90	0.53
1:E:1398:ASP:O	1:E:1399:ASP:C	2.47	0.53
1:F:528:ASN:HB3	1:F:542:LEU:HD22	1.91	0.53
1:F:1047:MET:CE	1:F:1186:ARG:NH2	2.44	0.53
2:G:97:ILE:HD11	2:G:450:VAL:CB	2.37	0.53
2:G:243:TYR:CE1	2:G:405:ASP:HB3	2.43	0.53
2:H:271:VAL:HG11	2:H:284:SER:O	2.09	0.53
2:H:317:LYS:CE	2:H:345:ILE:HG21	2.38	0.53
2:H:345:ILE:HD13	2:H:345:ILE:N	2.17	0.53
2:H:350:PRO:HD2	2:H:374:ALA:CA	2.39	0.53
2:I:71:LEU:HD13	2:I:72:THR:N	2.24	0.53
2:I:94:CYS:HB3	2:I:98:CYS:SG	2.49	0.53
2:I:197:LYS:NZ	2:I:275:ASP:HB3	2.24	0.53
2:I:317:LYS:CE	2:I:345:ILE:HG21	2.38	0.53
2:I:350:PRO:HD2	2:I:374:ALA:CA	2.40	0.53
2:I:454:ILE:HD13	2:I:458:ARG:HG2	1.91	0.53
2:J:71:LEU:HD13	2:J:72:THR:N	2.24	0.53
2:J:415:LEU:CG	2:J:432:THR:HG23	2.34	0.53
2:J:465:HIS:NE2	2:J:469:LYS:HE3	2.24	0.53

*Continued on next page...*



*Continued from previous page...*

Atom-1	Atom-2	Interatomic distance (Å)	Clash overlap (Å)
2:K:197:LYS:NZ	2:K:275:ASP:HB3	2.24	0.53
2:K:454:ILE:HD13	2:K:458:ARG:HG2	1.91	0.53
2:L:71:LEU:HD13	2:L:72:THR:N	2.24	0.53
2:L:77:LEU:CA	2:L:127:ILE:HD11	2.39	0.53
2:L:110:ILE:HG13	2:L:117:ALA:CA	2.35	0.53
2:L:145:GLU:OE2	2:L:171:TYR:HE1	1.91	0.53
2:L:181:ARG:HD2	2:L:181:ARG:C	2.28	0.53
2:L:186:LEU:HD21	2:L:195:LEU:HD11	1.91	0.53
2:L:295:LEU:CD1	2:L:319:LEU:HD13	2.39	0.53
2:L:473:GLU:HG2	2:L:473:GLU:O	2.08	0.53
1:A:218:THR:HG22	1:A:218:THR:O	2.08	0.52
1:A:753:GLY:O	1:A:754:ILE:C	2.46	0.52
1:A:1122:ASP:O	1:A:1126:GLN:HG3	2.09	0.52
1:B:574:PRO:HD3	1:B:615:ARG:HH12	1.74	0.52
1:B:1227:GLU:OE2	1:D:876:ASN:ND2	2.43	0.52
1:C:175:ARG:NH2	1:C:203:ASP:OD2	2.42	0.52
1:C:1122:ASP:O	1:C:1126:GLN:HG3	2.09	0.52
1:C:1219:ALA:O	1:C:1220:ARG:C	2.47	0.52
1:D:500:ARG:HD2	1:D:728:ILE:CG2	2.39	0.52
1:D:672:GLN:HG3	1:D:693:MET:SD	2.49	0.52
1:E:266:VAL:O	1:E:279:THR:HG23	2.08	0.52
1:E:631:LEU:HD13	1:E:636:LEU:HB3	1.90	0.52
1:E:1212:ASP:OD1	1:E:1243:GLY:N	2.24	0.52
1:E:1438:ARG:CB	2:K:376:GLY:H	1.95	0.52
1:F:484:PRO:HG3	1:F:823:MET:CG	2.39	0.52
1:F:830:GLU:HG2	1:F:831:LEU:N	2.24	0.52
2:G:249:LYS:HE2	2:G:258:ILE:HD11	1.90	0.52
2:G:350:PRO:HG2	2:G:373:ASP:O	2.09	0.52
2:G:445:ARG:HG2	2:G:445:ARG:O	2.09	0.52
2:H:97:ILE:CD1	2:H:450:VAL:HG11	2.39	0.52
2:H:295:LEU:CD1	2:H:319:LEU:HD13	2.39	0.52
2:I:174:HIS:CE1	2:I:215:HIS:HB3	2.44	0.52
2:I:207:LEU:HG	2:I:214:TYR:OH	2.07	0.52
2:J:144:ARG:HH11	2:J:169:LYS:HA	1.74	0.52
2:J:181:ARG:O	2:J:182:MET:HE3	2.09	0.52
2:J:269:ASN:ND2	2:J:273:LEU:HD23	2.24	0.52
2:J:404:GLU:O	2:J:404:GLU:HG3	2.09	0.52
2:J:443:ILE:HD12	2:J:444:VAL:CA	2.39	0.52
2:J:473:GLU:HG2	2:J:473:GLU:O	2.08	0.52
2:K:81:TYR:CZ	2:K:85:GLN:HG3	2.44	0.52
2:K:271:VAL:HG11	2:K:284:SER:O	2.09	0.52

*Continued on next page...*

*Continued from previous page...*

Atom-1	Atom-2	Interatomic distance (Å)	Clash overlap (Å)
2:K:465:HIS:NE2	2:K:469:LYS:HE3	2.24	0.52
1:A:227:MET:HE3	1:A:282:GLU:CG	2.38	0.52
1:B:40:THR:O	1:B:40:THR:CG2	2.57	0.52
1:B:100:PHE:O	1:B:137:LYS:CE	2.46	0.52
1:B:281:PHE:O	1:B:285:VAL:HG23	2.09	0.52
1:B:500:ARG:HD2	1:B:728:ILE:CG2	2.39	0.52
1:B:672:GLN:HG3	1:B:693:MET:SD	2.49	0.52
1:B:1003:ARG:HG3	1:B:1004:SER:N	2.24	0.52
1:B:1323:ILE:HD12	1:B:1327:VAL:HG21	1.91	0.52
1:C:430:VAL:HG11	1:C:554:GLU:HB2	1.88	0.52
1:C:660:GLY:HA2	1:C:721:GLY:H	1.74	0.52
1:C:729:GLY:C	1:C:748:GLY:HA3	2.29	0.52
1:C:1317:THR:CG2	1:C:1318:ASN:N	2.63	0.52
1:D:602:THR:O	1:D:640:THR:HA	2.09	0.52
1:D:830:GLU:HG2	1:D:831:LEU:N	2.24	0.52
1:D:917:VAL:HG13	1:D:922:LEU:HD21	1.90	0.52
1:D:1058:LEU:O	1:D:1058:LEU:CD2	2.57	0.52
1:E:389:GLU:HA	1:E:403:ASP:OD2	2.09	0.52
1:E:608:ASP:OD2	1:E:646:THR:HA	2.09	0.52
1:E:1007:GLY:N	1:E:1051:GLU:OE2	2.41	0.52
1:E:1375:ILE:HB	1:E:1394:VAL:HG22	1.91	0.52
1:E:1427:LEU:O	1:E:1430:GLU:N	2.42	0.52
1:F:281:PHE:O	1:F:285:VAL:HG23	2.09	0.52
1:F:302:ALA:CA	1:F:347:ARG:NH1	2.72	0.52
1:F:349:GLY:HA3	1:F:387:PRO:HG3	1.90	0.52
1:F:672:GLN:HG3	1:F:693:MET:SD	2.49	0.52
1:F:781:PHE:O	2:I:52:VAL:HB	1.92	0.52
1:F:1008:THR:HG22	1:F:1009:ILE:H	1.70	0.52
2:G:97:ILE:CD1	2:G:450:VAL:HG11	2.39	0.52
2:G:276:THR:HG22	2:G:277:VAL:HG23	1.91	0.52
2:G:322:ARG:HD3	2:G:349:ALA:CA	2.39	0.52
2:H:174:HIS:CE1	2:H:215:HIS:HB3	2.44	0.52
2:H:240:THR:HG1	8:H:484:FAD:C5A	2.23	0.52
2:H:322:ARG:HD2	2:H:349:ALA:CB	2.38	0.52
2:I:249:LYS:HE2	2:I:258:ILE:HD13	1.91	0.52
2:I:321:ARG:HD3	2:I:322:ARG:CB	2.37	0.52
2:K:89:ASN:C	2:K:91:PRO:HD3	2.30	0.52
2:K:322:ARG:HG3	2:K:326:ASN:OD1	2.09	0.52
2:K:443:ILE:HD12	2:K:444:VAL:CA	2.39	0.52
2:L:244:LYS:HG3	2:L:402:GLU:O	2.09	0.52
2:L:249:LYS:HE2	2:L:258:ILE:HD13	1.91	0.52

*Continued on next page...*

*Continued from previous page...*

Atom-1	Atom-2	Interatomic distance (Å)	Clash overlap (Å)
2:L:469:LYS:CD	2:L:476:VAL:HB	2.38	0.52
1:A:608:ASP:OD2	1:A:646:THR:HA	2.09	0.52
1:A:1135:VAL:O	1:A:1136:VAL:C	2.44	0.52
1:B:240:ASN:ND2	1:B:327:TRP:CD2	2.77	0.52
1:B:1470:VAL:O	1:B:1470:VAL:HG13	2.08	0.52
1:C:845:SER:O	1:C:848:ALA:HB3	2.10	0.52
1:C:1385:ALA:HB2	1:C:1406:ASN:HD22	1.74	0.52
1:D:1442:GLU:OE2	2:I:375:THR:HA	2.08	0.52
1:E:119:GLU:O	1:E:120:LYS:C	2.47	0.52
1:E:572:THR:CG2	1:E:615:ARG:NE	2.72	0.52
1:F:621:ILE:HG12	1:F:657:VAL:CG1	2.40	0.52
1:F:676:ALA:O	1:F:677:GLU:C	2.45	0.52
2:G:89:ASN:C	2:G:91:PRO:HD3	2.30	0.52
2:G:197:LYS:NZ	2:G:275:ASP:HB3	2.24	0.52
2:G:295:LEU:CD1	2:G:319:LEU:HD13	2.39	0.52
2:G:469:LYS:CD	2:G:476:VAL:HB	2.38	0.52
2:H:81:TYR:CZ	2:H:85:GLN:HG3	2.44	0.52
2:H:276:THR:HG22	2:H:277:VAL:HG23	1.91	0.52
2:H:473:GLU:HG2	2:H:473:GLU:O	2.08	0.52
2:I:215:HIS:CD2	2:I:218:PHE:CD1	2.98	0.52
2:I:249:LYS:HG3	2:I:258:ILE:CD1	2.39	0.52
2:K:153:ILE:HG21	2:K:238:VAL:HG12	1.90	0.52
2:K:174:HIS:CE1	2:K:215:HIS:HB3	2.44	0.52
2:K:244:LYS:HG3	2:K:402:GLU:O	2.08	0.52
2:K:317:LYS:NZ	2:K:345:ILE:HG21	2.24	0.52
2:L:45:ASN:HD21	2:L:45:ASN:H	1.57	0.52
2:L:89:ASN:C	2:L:91:PRO:HD3	2.30	0.52
2:L:153:ILE:HG21	2:L:238:VAL:HG12	1.90	0.52
2:L:349:ALA:HB3	2:L:350:PRO:CD	2.39	0.52
2:L:469:LYS:HD2	2:L:476:VAL:CB	2.39	0.52
1:A:302:ALA:HA	1:A:347:ARG:NH1	2.23	0.52
1:A:481:ASP:OD1	1:A:481:ASP:C	2.44	0.52
1:A:1290:GLY:O	1:A:1291:ASP:CB	2.53	0.52
1:A:1427:LEU:O	1:A:1430:GLU:N	2.42	0.52
1:B:549:VAL:O	1:B:697:LYS:HE3	2.10	0.52
1:B:830:GLU:HG2	1:B:831:LEU:N	2.24	0.52
1:B:1216:VAL:HG11	1:B:1249:MET:HE1	1.90	0.52
1:B:1452:THR:HG22	1:B:1453:LYS:HG3	1.91	0.52
1:C:594:GLU:O	1:C:595:ASP:C	2.48	0.52
1:C:659:ILE:HA	1:C:663:ALA:HB3	1.91	0.52
1:C:1011:ALA:O	1:C:1014:ALA:HB3	2.09	0.52

*Continued on next page...*

*Continued from previous page...*

Atom-1	Atom-2	Interatomic distance (Å)	Clash overlap (Å)
1:C:1207:VAL:HG13	1:C:1208:PRO:CD	2.39	0.52
1:D:342:VAL:HG12	1:D:343:GLY:N	2.24	0.52
1:D:446:GLU:O	1:D:449:ARG:N	2.43	0.52
1:D:1326:THR:HG22	1:D:1326:THR:O	2.10	0.52
1:E:587:ARG:O	1:E:590:ARG:HB2	2.09	0.52
1:E:843:VAL:HG12	1:E:844:GLU:H	1.70	0.52
1:F:419:TRP:O	1:F:540:THR:CB	2.58	0.52
1:F:549:VAL:O	1:F:697:LYS:HE3	2.10	0.52
1:F:1406:ASN:OD1	1:F:1406:ASN:C	2.48	0.52
2:G:153:ILE:HG21	2:G:238:VAL:HG12	1.90	0.52
2:G:249:LYS:HE2	2:G:258:ILE:HD13	1.91	0.52
2:G:322:ARG:HD2	2:G:349:ALA:CB	2.38	0.52
2:H:322:ARG:HD3	2:H:349:ALA:CA	2.39	0.52
2:H:415:LEU:CG	2:H:432:THR:HG23	2.34	0.52
2:I:269:ASN:ND2	2:I:273:LEU:HD23	2.24	0.52
2:I:469:LYS:CD	2:I:476:VAL:HB	2.38	0.52
2:I:473:GLU:O	2:I:473:GLU:HG2	2.09	0.52
2:J:145:GLU:OE2	2:J:171:TYR:HE1	1.91	0.52
2:K:97:ILE:CD1	2:K:450:VAL:HG11	2.39	0.52
2:L:350:PRO:HG2	2:L:373:ASP:O	2.09	0.52
1:A:414:LYS:CB	1:A:415:PRO:CD	2.87	0.52
1:A:657:VAL:O	1:A:658:LEU:C	2.48	0.52
1:A:826:ARG:HG2	1:A:1046:GLU:OE2	2.07	0.52
1:A:1155:PHE:N	1:A:1155:PHE:CD1	2.77	0.52
1:B:419:TRP:O	1:B:540:THR:CB	2.58	0.52
1:B:536:ASP:OD1	1:B:536:ASP:O	2.28	0.52
1:B:602:THR:O	1:B:640:THR:HA	2.09	0.52
1:B:1326:THR:HG22	1:B:1326:THR:O	2.10	0.52
1:B:1406:ASN:OD1	1:B:1406:ASN:C	2.48	0.52
1:B:1420:TYR:O	1:B:1421:GLU:C	2.46	0.52
1:C:389:GLU:HA	1:C:403:ASP:OD2	2.09	0.52
1:C:782:ARG:HG2	2:K:53:PRO:HD2	0.55	0.52
1:C:843:VAL:HG12	1:C:844:GLU:H	1.70	0.52
1:D:60:LYS:O	1:D:63:GLY:N	2.38	0.52
1:D:485:ILE:O	1:D:488:LEU:N	2.43	0.52
1:D:846:ILE:O	1:D:847:THR:C	2.48	0.52
1:D:1222:LEU:C	1:D:1222:LEU:HD12	2.24	0.52
1:E:253:HIS:CE1	1:E:254:PRO:HG2	2.44	0.52
1:E:414:LYS:CB	1:E:415:PRO:CD	2.87	0.52
1:E:572:THR:HG23	1:E:615:ARG:HB3	1.90	0.52
1:E:1401:LEU:O	1:E:1401:LEU:CD1	2.53	0.52

*Continued on next page...*

*Continued from previous page...*

Atom-1	Atom-2	Interatomic distance (Å)	Clash overlap (Å)
1:F:223:GLN:HB3	1:F:224:PRO:CA	2.37	0.52
2:G:49:GLN:HE22	2:G:69:LEU:CG	2.22	0.52
2:G:215:HIS:CD2	2:G:218:PHE:CD1	2.98	0.52
2:G:249:LYS:HG3	2:G:258:ILE:CD1	2.39	0.52
2:H:186:LEU:HD21	2:H:195:LEU:HD11	1.91	0.52
2:I:145:GLU:OE2	2:I:171:TYR:HE1	1.91	0.52
2:I:244:LYS:HG3	2:I:402:GLU:O	2.08	0.52
2:I:443:ILE:HD12	2:I:444:VAL:CA	2.39	0.52
2:I:469:LYS:HD2	2:I:476:VAL:CB	2.39	0.52
2:J:249:LYS:HG3	2:J:258:ILE:CD1	2.39	0.52
2:J:454:ILE:HD13	2:J:458:ARG:HG2	1.91	0.52
2:K:68:TRP:HB2	2:K:80:ALA:HB1	1.91	0.52
2:K:144:ARG:HH11	2:K:169:LYS:HA	1.74	0.52
2:K:215:HIS:CD2	2:K:218:PHE:CD1	2.98	0.52
2:K:350:PRO:HD2	2:K:374:ALA:CA	2.40	0.52
2:K:350:PRO:HG2	2:K:373:ASP:O	2.09	0.52
2:L:243:TYR:CE1	2:L:405:ASP:HB3	2.43	0.52
1:A:660:GLY:HA2	1:A:721:GLY:H	1.74	0.52
1:A:731:SER:CA	1:A:747:SER:HB2	2.40	0.52
1:A:1057:THR:HG22	1:A:1190:VAL:HG11	1.91	0.52
1:A:1250:VAL:HG13	1:A:1254:PHE:HD2	1.75	0.52
1:B:520:MET:HE3	1:B:705:LEU:HB3	1.91	0.52
1:B:710:LYS:HG2	1:B:939:GLY:CA	2.18	0.52
1:B:855:THR:HG22	1:B:855:THR:O	2.09	0.52
1:B:1051:GLU:O	1:B:1052:VAL:C	2.46	0.52
1:B:1075:THR:CG2	1:B:1076:GLY:N	2.73	0.52
1:B:1219:ALA:HA	1:B:1229:MET:HE1	1.90	0.52
1:C:230:HIS:CE1	1:C:234:ILE:HG13	2.35	0.52
1:C:1155:PHE:N	1:C:1155:PHE:CD1	2.77	0.52
1:C:1420:TYR:OH	1:C:1466:LEU:HD22	2.09	0.52
1:C:1438:ARG:O	1:C:1440:ALA:N	2.42	0.52
1:D:136:ASN:OD1	1:D:136:ASN:N	2.38	0.52
1:D:443:ASP:O	1:D:446:GLU:N	2.40	0.52
1:D:484:PRO:HG3	1:D:823:MET:CG	2.39	0.52
1:D:574:PRO:HD3	1:D:615:ARG:HH12	1.74	0.52
1:D:693:MET:O	1:D:694:ALA:C	2.45	0.52
1:D:1227:GLU:OE2	1:F:876:ASN:ND2	2.43	0.52
1:D:1316:GLU:O	1:D:1317:THR:C	2.46	0.52
1:D:1323:ILE:HD12	1:D:1327:VAL:HG21	1.91	0.52
1:D:1420:TYR:O	1:D:1421:GLU:C	2.46	0.52
1:E:729:GLY:C	1:E:748:GLY:HA3	2.29	0.52

*Continued on next page...*

*Continued from previous page...*

Atom-1	Atom-2	Interatomic distance (Å)	Clash overlap (Å)
1:F:260:MET:O	1:F:263:LEU:CB	2.55	0.52
1:F:602:THR:O	1:F:640:THR:HA	2.09	0.52
1:F:1338:ALA:O	1:F:1340:GLY:N	2.43	0.52
1:F:1394:VAL:HG11	1:F:1401:LEU:CD2	2.40	0.52
1:F:1438:ARG:CZ	2:G:376:GLY:O	2.57	0.52
2:G:353:PHE:CE1	2:G:382:VAL:HG12	2.44	0.52
2:H:454:ILE:HD13	2:H:458:ARG:HG2	1.91	0.52
2:I:49:GLN:HE22	2:I:69:LEU:CG	2.22	0.52
2:I:97:ILE:HD11	2:I:450:VAL:HB	1.92	0.52
2:I:186:LEU:HD21	2:I:195:LEU:HD11	1.91	0.52
2:I:353:PHE:CE1	2:I:382:VAL:HG12	2.44	0.52
2:I:465:HIS:NE2	2:I:469:LYS:HE3	2.24	0.52
2:J:90:PHE:HB3	2:J:93:ILE:HG22	1.86	0.52
2:J:186:LEU:HD21	2:J:195:LEU:HD11	1.91	0.52
2:J:276:THR:HG22	2:J:277:VAL:HG23	1.91	0.52
2:J:449:LEU:HD11	2:J:451:VAL:CG1	2.31	0.52
2:K:102:ARG:C	2:K:103:LEU:HD23	2.30	0.52
2:K:295:LEU:CD1	2:K:319:LEU:HD13	2.39	0.52
2:L:60:PRO:HB2	2:L:451:VAL:HG22	1.90	0.52
2:L:97:ILE:CD1	2:L:450:VAL:HG11	2.39	0.52
2:L:215:HIS:CD2	2:L:218:PHE:CD1	2.98	0.52
2:L:445:ARG:HG2	2:L:445:ARG:O	2.10	0.52
1:A:31:ARG:NH1	1:A:368:GLU:OE2	2.42	0.52
1:A:571:ALA:HB2	1:A:606:LEU:CD2	2.39	0.52
1:B:342:VAL:HG12	1:B:343:GLY:N	2.24	0.52
1:B:1376:LEU:HB3	1:B:1439:PHE:HE2	1.75	0.52
1:B:1470:VAL:O	1:B:1470:VAL:CG1	2.56	0.52
1:C:414:LYS:CB	1:C:415:PRO:CD	2.87	0.52
1:C:572:THR:CG2	1:C:615:ARG:NE	2.72	0.52
1:D:349:GLY:HA3	1:D:387:PRO:HG3	1.90	0.52
1:D:875:MET:O	1:D:876:ASN:C	2.47	0.52
1:D:1438:ARG:O	1:D:1441:ALA:N	2.43	0.52
1:D:1452:THR:HG22	1:D:1453:LYS:HG3	1.91	0.52
1:E:73:VAL:O	1:E:172:LEU:HA	2.09	0.52
1:E:250:ARG:O	1:E:531:ASN:ND2	2.42	0.52
1:E:572:THR:CG2	1:E:573:PHE:N	2.73	0.52
1:E:731:SER:HA	1:E:747:SER:CA	2.40	0.52
1:E:731:SER:CA	1:E:747:SER:HB2	2.40	0.52
1:E:782:ARG:C	1:E:784:SER:H	2.12	0.52
1:E:1122:ASP:O	1:E:1126:GLN:HG3	2.09	0.52
1:F:500:ARG:HD2	1:F:728:ILE:CG2	2.39	0.52

*Continued on next page...*

*Continued from previous page...*

Atom-1	Atom-2	Interatomic distance (Å)	Clash overlap (Å)
1:F:918:THR:O	1:F:919:ALA:C	2.42	0.52
1:F:1401:LEU:HB3	1:F:1402:PRO:HD3	1.91	0.52
1:F:1447:TRP:CD2	1:F:1451:VAL:HG22	2.45	0.52
2:G:45:ASN:HD21	2:G:45:ASN:H	1.57	0.52
2:G:54:PHE:HB3	2:G:107:ASN:CB	2.36	0.52
2:G:144:ARG:HH11	2:G:169:LYS:HA	1.74	0.52
2:G:406:LEU:H	2:G:406:LEU:CD2	2.21	0.52
2:G:417:VAL:CG1	2:G:421:GLY:HA2	2.40	0.52
2:G:443:ILE:HD12	2:G:444:VAL:CA	2.39	0.52
2:H:60:PRO:HB2	2:H:451:VAL:HG22	1.90	0.52
2:H:71:LEU:HD13	2:H:72:THR:N	2.24	0.52
2:H:77:LEU:CA	2:H:127:ILE:HD11	2.39	0.52
2:H:249:LYS:HE2	2:H:258:ILE:HD11	1.90	0.52
2:H:320:TYR:CD2	2:H:346:TRP:CG	2.98	0.52
2:H:416:LYS:HZ2	2:H:416:LYS:HB2	1.75	0.52
2:H:417:VAL:CG1	2:H:421:GLY:HA2	2.40	0.52
2:I:77:LEU:CA	2:I:127:ILE:HD11	2.40	0.52
2:I:81:TYR:CZ	2:I:85:GLN:HG3	2.44	0.52
2:I:276:THR:HG22	2:I:277:VAL:HG23	1.91	0.52
2:I:404:GLU:O	2:I:404:GLU:HG3	2.09	0.52
2:I:445:ARG:HG2	2:I:445:ARG:O	2.09	0.52
2:J:416:LYS:HB2	2:J:416:LYS:NZ	2.24	0.52
2:K:322:ARG:HD3	2:K:349:ALA:CA	2.39	0.52
2:K:416:LYS:HB2	2:K:416:LYS:NZ	2.24	0.52
2:L:271:VAL:HG11	2:L:284:SER:O	2.09	0.52
2:L:278:GLU:CD	2:L:278:GLU:H	2.13	0.52
2:L:320:TYR:CD2	2:L:346:TRP:CG	2.98	0.52
2:L:322:ARG:HD3	2:L:349:ALA:CA	2.39	0.52
2:L:465:HIS:NE2	2:L:469:LYS:HE3	2.24	0.52
1:A:85:ALA:O	1:A:86:GLN:C	2.48	0.52
1:A:430:VAL:HG11	1:A:554:GLU:HB2	1.88	0.52
1:A:855:THR:HG22	1:A:855:THR:O	2.10	0.52
1:A:1011:ALA:O	1:A:1014:ALA:HB3	2.09	0.52
1:A:1113:CYS:O	1:A:1115:VAL:N	2.42	0.52
1:A:1438:ARG:O	1:A:1440:ALA:N	2.42	0.52
1:B:484:PRO:HG3	1:B:823:MET:CG	2.39	0.52
1:C:143:GLN:O	1:C:143:GLN:NE2	2.41	0.52
1:C:266:VAL:CG1	1:C:279:THR:HG23	2.33	0.52
1:C:1398:ASP:O	1:C:1399:ASP:C	2.47	0.52
1:D:710:LYS:HG2	1:D:939:GLY:CA	2.18	0.52
1:D:1470:VAL:O	1:D:1470:VAL:HG13	2.08	0.52

*Continued on next page...*

*Continued from previous page...*

Atom-1	Atom-2	Interatomic distance (Å)	Clash overlap (Å)
1:E:92:ILE:O	1:E:93:VAL:C	2.45	0.52
1:E:855:THR:HG22	1:E:855:THR:O	2.10	0.52
1:E:1354:THR:HA	1:E:1372:THR:O	2.10	0.52
1:F:175:ARG:HG3	1:F:175:ARG:NH1	2.23	0.52
1:F:537:GLU:HG3	1:F:538:THR:N	2.08	0.52
1:F:1420:TYR:O	1:F:1421:GLU:C	2.46	0.52
1:F:1428:ILE:HG22	1:F:1428:ILE:O	2.10	0.52
2:H:49:GLN:HE22	2:H:69:LEU:CG	2.22	0.52
2:H:144:ARG:HH11	2:H:169:LYS:HA	1.74	0.52
2:H:353:PHE:CE1	2:H:382:VAL:HG12	2.44	0.52
2:H:406:LEU:H	2:H:406:LEU:CD2	2.21	0.52
2:H:416:LYS:HZ2	2:H:433:ASN:HB2	1.75	0.52
2:J:97:ILE:CD1	2:J:450:VAL:HG11	2.39	0.52
2:J:320:TYR:CD2	2:J:346:TRP:CG	2.98	0.52
2:J:367:ILE:HD13	2:J:368:HIS:O	2.10	0.52
2:J:406:LEU:H	2:J:406:LEU:CD2	2.21	0.52
2:K:269:ASN:ND2	2:K:273:LEU:HD23	2.24	0.52
2:L:81:TYR:CZ	2:L:85:GLN:HG3	2.44	0.52
2:L:249:LYS:HG3	2:L:258:ILE:CD1	2.39	0.52
2:L:404:GLU:O	2:L:404:GLU:HG3	2.09	0.52
1:A:227:MET:CE	1:A:282:GLU:CG	2.88	0.52
1:A:432:THR:O	1:A:434:SER:N	2.43	0.52
1:B:528:ASN:HB3	1:B:542:LEU:HD22	1.91	0.52
1:B:1394:VAL:HG11	1:B:1401:LEU:CD2	2.40	0.52
1:C:94:GLU:HG2	1:C:104:ILE:HD13	1.92	0.52
1:C:432:THR:O	1:C:434:SER:N	2.43	0.52
1:C:731:SER:CA	1:C:747:SER:HB2	2.40	0.52
1:C:1349:ARG:HH11	1:C:1349:ARG:CG	2.22	0.52
1:C:1401:LEU:O	1:C:1401:LEU:CD1	2.53	0.52
1:D:131:ILE:O	1:D:131:ILE:HG23	2.09	0.52
1:D:240:ASN:ND2	1:D:327:TRP:CD2	2.77	0.52
1:D:781:PHE:CD2	2:H:57:VAL:HG21	2.45	0.52
1:D:1428:ILE:HG22	1:D:1428:ILE:O	2.10	0.52
1:E:392:ALA:O	1:E:400:LEU:CD1	2.53	0.52
1:E:432:THR:O	1:E:434:SER:N	2.43	0.52
1:E:560:ASP:O	1:E:561:TYR:C	2.46	0.52
1:E:1143:ALA:O	1:E:1144:GLU:C	2.45	0.52
1:F:253:HIS:CE1	1:F:254:PRO:CD	2.88	0.52
1:F:342:VAL:HG12	1:F:343:GLY:N	2.24	0.52
1:F:1146:VAL:O	1:F:1147:ARG:C	2.46	0.52
1:F:1161:VAL:CG1	1:F:1161:VAL:O	2.57	0.52

*Continued on next page...*



*Continued from previous page...*

Atom-1	Atom-2	Interatomic distance (Å)	Clash overlap (Å)
2:G:81:TYR:CZ	2:G:85:GLN:HG3	2.44	0.52
2:G:144:ARG:HG2	2:G:145:GLU:N	2.25	0.52
2:G:181:ARG:C	2:G:182:MET:HE3	2.30	0.52
2:H:215:HIS:CD2	2:H:218:PHE:CD1	2.98	0.52
2:I:102:ARG:C	2:I:103:LEU:HD23	2.30	0.52
2:I:271:VAL:HG11	2:I:284:SER:O	2.09	0.52
2:I:278:GLU:CD	2:I:278:GLU:H	2.13	0.52
2:I:320:TYR:CD2	2:I:346:TRP:CG	2.98	0.52
2:J:68:TRP:CZ3	2:J:84:SER:CB	2.93	0.52
2:J:97:ILE:HD11	2:J:450:VAL:HB	1.92	0.52
2:J:144:ARG:HG2	2:J:145:GLU:N	2.25	0.52
2:J:215:HIS:CD2	2:J:218:PHE:CD1	2.98	0.52
2:J:350:PRO:HG2	2:J:373:ASP:O	2.09	0.52
2:L:197:LYS:NZ	2:L:275:ASP:HB3	2.24	0.52
1:A:175:ARG:NH2	1:A:203:ASP:OD2	2.42	0.52
1:A:244:MET:HA	1:A:247:HIS:HB2	1.92	0.52
1:A:560:ASP:O	1:A:561:TYR:C	2.46	0.52
1:A:1274:GLN:HE21	1:A:1293:ASN:HB3	1.74	0.52
1:A:1375:ILE:HB	1:A:1394:VAL:HG22	1.91	0.52
1:B:505:GLN:NE2	1:B:1001:VAL:N	2.55	0.52
1:C:197:ASP:OD1	1:C:199:ARG:N	2.38	0.52
1:C:248:GLU:C	1:C:250:ARG:H	2.13	0.52
1:C:296:MET:O	1:C:297:MET:C	2.40	0.52
1:C:1354:THR:HA	1:C:1372:THR:O	2.10	0.52
1:C:1424:LEU:O	1:C:1425:LYS:C	2.48	0.52
1:D:1050:SER:O	1:D:1051:GLU:C	2.46	0.52
1:E:295:LYS:HE2	1:E:299:VAL:HG12	1.90	0.52
1:E:594:GLU:O	1:E:595:ASP:C	2.48	0.52
1:E:1113:CYS:O	1:E:1115:VAL:N	2.42	0.52
1:E:1438:ARG:O	1:E:1440:ALA:N	2.42	0.52
1:F:670:LEU:HD22	1:F:670:LEU:C	2.31	0.52
1:F:985:TYR:CE1	1:F:1207:VAL:HG11	2.45	0.52
1:F:1245:ARG:HG3	1:F:1245:ARG:O	2.10	0.52
1:F:1289:MET:CE	1:F:1289:MET:CB	2.87	0.52
2:G:186:LEU:HD21	2:G:195:LEU:HD11	1.91	0.52
2:G:320:TYR:CD2	2:G:346:TRP:CE2	2.98	0.52
2:H:68:TRP:HB2	2:H:80:ALA:HB1	1.91	0.52
2:H:89:ASN:C	2:H:91:PRO:HD3	2.30	0.52
2:H:278:GLU:CD	2:H:278:GLU:H	2.13	0.52
2:H:320:TYR:CD2	2:H:346:TRP:CE2	2.98	0.52
2:H:416:LYS:HB2	2:H:416:LYS:NZ	2.24	0.52

*Continued on next page...*

*Continued from previous page...*

Atom-1	Atom-2	Interatomic distance (Å)	Clash overlap (Å)
2:I:68:TRP:CZ3	2:I:84:SER:CB	2.93	0.52
2:I:144:ARG:HH11	2:I:169:LYS:HA	1.74	0.52
2:I:322:ARG:HD3	2:I:349:ALA:CA	2.39	0.52
2:J:45:ASN:HD21	2:J:45:ASN:H	1.57	0.52
2:J:89:ASN:C	2:J:91:PRO:HD3	2.30	0.52
2:K:96:ARG:NE	2:K:199:VAL:HG21	2.25	0.52
2:K:278:GLU:CD	2:K:278:GLU:H	2.13	0.52
2:K:371:VAL:HG21	2:K:386:SER:CB	2.39	0.52
2:L:317:LYS:HE3	2:L:345:ILE:CB	2.40	0.52
2:L:350:PRO:HD2	2:L:374:ALA:CA	2.39	0.52
2:L:443:ILE:HD12	2:L:444:VAL:CA	2.39	0.52
1:A:845:SER:O	1:A:848:ALA:HB3	2.10	0.51
1:A:1016:ALA:O	1:A:1017:ASN:HB2	2.08	0.51
1:A:1061:LEU:O	1:A:1063:HIS:N	2.43	0.51
1:B:485:ILE:O	1:B:486:ALA:C	2.48	0.51
1:B:1092:ILE:HG22	1:B:1092:ILE:O	2.10	0.51
1:C:31:ARG:NH1	1:C:368:GLU:OE2	2.43	0.51
1:C:235:ASN:C	1:C:235:ASN:ND2	2.52	0.51
1:C:1394:VAL:O	1:C:1394:VAL:CG1	2.55	0.51
1:D:281:PHE:O	1:D:285:VAL:HG23	2.09	0.51
1:D:419:TRP:O	1:D:540:THR:CB	2.58	0.51
1:D:679:HIS:NE2	1:D:687:MET:O	2.42	0.51
1:D:763:ALA:O	1:D:764:THR:C	2.48	0.51
1:D:828:LEU:HD22	1:D:1172:SER:CA	2.31	0.51
1:E:394:ASP:OD1	1:E:396:GLN:N	2.43	0.51
1:E:528:ASN:HB2	1:E:542:LEU:HD22	1.90	0.51
1:E:707:ILE:HA	1:E:710:LYS:HD2	1.92	0.51
1:E:826:ARG:NH1	1:E:826:ARG:CG	2.57	0.51
1:E:1135:VAL:O	1:E:1136:VAL:C	2.44	0.51
1:E:1417:VAL:CG1	1:E:1418:GLY:N	2.73	0.51
1:F:61:VAL:O	1:F:61:VAL:CG1	2.58	0.51
1:F:74:GLY:HA2	1:F:172:LEU:HD13	1.92	0.51
1:F:302:ALA:CB	1:F:347:ARG:NH1	2.73	0.51
1:F:485:ILE:O	1:F:486:ALA:C	2.48	0.51
1:F:629:THR:O	1:F:632:ILE:N	2.42	0.51
1:F:855:THR:HG22	1:F:855:THR:O	2.09	0.51
1:F:875:MET:O	1:F:876:ASN:C	2.47	0.51
1:F:1222:LEU:HD12	1:F:1222:LEU:C	2.24	0.51
1:F:1376:LEU:HB3	1:F:1439:PHE:HE2	1.75	0.51
2:G:317:LYS:HE3	2:G:345:ILE:CB	2.40	0.51
2:G:320:TYR:CD2	2:G:346:TRP:CG	2.98	0.51

*Continued on next page...*

*Continued from previous page...*

Atom-1	Atom-2	Interatomic distance (Å)	Clash overlap (Å)
2:H:96:ARG:NE	2:H:199:VAL:HG21	2.25	0.51
2:H:377:ARG:O	2:H:378:GLN:HB3	2.10	0.51
2:I:89:ASN:C	2:I:91:PRO:HD3	2.30	0.51
2:I:147:GLY:HA2	2:I:171:TYR:HD1	1.75	0.51
2:I:429:THR:CB	2:I:431:MET:HE2	2.40	0.51
2:J:71:LEU:CD2	2:J:79:GLU:HB2	2.40	0.51
2:J:81:TYR:CZ	2:J:85:GLN:HG3	2.44	0.51
2:J:350:PRO:HD2	2:J:374:ALA:CA	2.39	0.51
2:J:469:LYS:HD2	2:J:476:VAL:CB	2.39	0.51
2:K:249:LYS:HG3	2:K:258:ILE:CD1	2.39	0.51
2:K:353:PHE:CE1	2:K:382:VAL:HG12	2.44	0.51
1:A:24:ALA:O	1:A:27:ALA:N	2.27	0.51
1:A:94:GLU:HG2	1:A:104:ILE:HD13	1.92	0.51
1:A:294:VAL:O	1:A:295:LYS:C	2.47	0.51
1:A:731:SER:HA	1:A:747:SER:CA	2.40	0.51
1:A:896:PRO:HG2	1:C:1226:GLY:CA	2.26	0.51
1:B:136:ASN:OD1	1:B:136:ASN:N	2.38	0.51
1:B:621:ILE:HG12	1:B:657:VAL:CG1	2.40	0.51
1:B:1438:ARG:O	1:B:1441:ALA:N	2.43	0.51
1:C:312:ASN:HB2	1:C:411:ALA:CB	2.41	0.51
1:C:449:ARG:O	1:C:450:ARG:O	2.28	0.51
1:C:572:THR:CG2	1:C:573:PHE:N	2.73	0.51
1:C:707:ILE:HA	1:C:710:LYS:HD2	1.92	0.51
1:C:1113:CYS:O	1:C:1115:VAL:N	2.42	0.51
1:D:621:ILE:HG12	1:D:657:VAL:CG1	2.40	0.51
1:D:1075:THR:CG2	1:D:1076:GLY:N	2.73	0.51
1:D:1338:ALA:O	1:D:1340:GLY:N	2.43	0.51
1:D:1447:TRP:CD2	1:D:1451:VAL:HG22	2.45	0.51
1:E:244:MET:HA	1:E:247:HIS:HB2	1.92	0.51
1:E:248:GLU:C	1:E:250:ARG:H	2.13	0.51
1:E:447:LEU:CD2	1:E:674:ALA:HA	2.30	0.51
1:E:1011:ALA:O	1:E:1014:ALA:HB3	2.09	0.51
1:F:295:LYS:HE2	1:F:299:VAL:HG12	1.92	0.51
1:F:447:LEU:O	1:F:451:GLN:HG3	2.10	0.51
1:F:1432:VAL:O	1:F:1436:GLN:N	2.40	0.51
1:F:1438:ARG:O	1:F:1441:ALA:N	2.43	0.51
2:G:68:TRP:HB2	2:G:80:ALA:HB1	1.91	0.51
2:G:114:THR:HG23	2:G:115:HIS:N	2.26	0.51
2:G:174:HIS:HD2	2:G:176:TYR:CE1	2.29	0.51
2:G:350:PRO:HD2	2:G:374:ALA:CA	2.39	0.51
2:I:45:ASN:HD21	2:I:45:ASN:H	1.57	0.51

*Continued on next page...*

*Continued from previous page...*

Atom-1	Atom-2	Interatomic distance (Å)	Clash overlap (Å)
2:I:97:ILE:CD1	2:I:450:VAL:HG11	2.39	0.51
2:I:153:ILE:CG1	2:I:220:VAL:HG13	2.40	0.51
2:I:317:LYS:HE3	2:I:345:ILE:CB	2.40	0.51
2:I:349:ALA:HB3	2:I:350:PRO:CD	2.39	0.51
2:I:371:VAL:HG21	2:I:386:SER:CB	2.39	0.51
2:J:102:ARG:C	2:J:103:LEU:HD23	2.30	0.51
2:J:220:VAL:CG2	8:J:484:FAD:N6A	2.55	0.51
2:J:271:VAL:HG11	2:J:284:SER:O	2.09	0.51
2:J:317:LYS:HZ2	2:J:345:ILE:HG21	1.76	0.51
2:K:249:LYS:HE2	2:K:258:ILE:HD13	1.91	0.51
2:K:320:TYR:CD2	2:K:346:TRP:CG	2.98	0.51
2:L:114:THR:HG23	2:L:115:HIS:N	2.26	0.51
2:L:416:LYS:HB2	2:L:416:LYS:NZ	2.24	0.51
2:L:449:LEU:CD2	2:L:452:TRP:CD2	2.93	0.51
1:A:1226:GLY:HA3	1:E:896:PRO:HB2	1.93	0.51
1:A:1354:THR:HA	1:A:1372:THR:O	2.10	0.51
1:B:1161:VAL:CG1	1:B:1161:VAL:O	2.57	0.51
1:B:1229:MET:CA	1:D:877:ARG:CG	2.78	0.51
1:C:281:PHE:O	1:C:285:VAL:HG23	2.11	0.51
1:C:657:VAL:O	1:C:658:LEU:C	2.48	0.51
1:C:896:PRO:HB2	1:E:1226:GLY:HA3	1.93	0.51
1:C:1417:VAL:CG1	1:C:1418:GLY:N	2.73	0.51
1:D:40:THR:O	1:D:40:THR:CG2	2.57	0.51
1:D:61:VAL:O	1:D:61:VAL:CG1	2.58	0.51
1:D:496:HIS:O	1:D:653:HIS:HE1	1.94	0.51
1:E:209:GLN:HG3	1:E:210:ARG:H	1.76	0.51
1:E:893:ARG:HG2	1:E:903:TRP:CB	2.40	0.51
2:G:71:LEU:HD13	2:G:72:THR:N	2.24	0.51
2:G:96:ARG:NE	2:G:199:VAL:HG21	2.25	0.51
2:H:45:ASN:HD21	2:H:45:ASN:H	1.57	0.51
2:H:322:ARG:HG3	2:H:326:ASN:OD1	2.09	0.51
2:I:28:PHE:CZ	2:I:285:LEU:HD21	2.46	0.51
2:I:114:THR:HG23	2:I:115:HIS:N	2.26	0.51
2:I:144:ARG:HG2	2:I:145:GLU:N	2.25	0.51
2:I:449:LEU:CD2	2:I:451:VAL:HG13	2.27	0.51
2:J:147:GLY:HA2	2:J:171:TYR:HD1	1.75	0.51
2:J:174:HIS:HD2	2:J:176:TYR:CE1	2.29	0.51
2:J:278:GLU:CD	2:J:278:GLU:H	2.13	0.51
2:K:28:PHE:CZ	2:K:285:LEU:HD21	2.46	0.51
2:K:32:TYR:CE2	2:K:194:LYS:HB3	2.46	0.51
2:K:71:LEU:CD2	2:K:79:GLU:HB2	2.40	0.51

*Continued on next page...*

*Continued from previous page...*

Atom-1	Atom-2	Interatomic distance (Å)	Clash overlap (Å)
2:K:144:ARG:HG2	2:K:145:GLU:N	2.25	0.51
2:K:166:LEU:HD23	2:K:461:ALA:CB	2.36	0.51
2:K:320:TYR:CD2	2:K:346:TRP:CE2	2.98	0.51
2:L:97:ILE:HD11	2:L:450:VAL:HB	1.92	0.51
2:L:144:ARG:HH11	2:L:169:LYS:HA	1.74	0.51
2:L:174:HIS:HD2	2:L:176:TYR:CE1	2.29	0.51
2:L:290:LYS:HB3	2:L:393:ASP:OD2	2.11	0.51
2:L:377:ARG:O	2:L:378:GLN:HB3	2.10	0.51
1:A:73:VAL:O	1:A:172:LEU:HA	2.09	0.51
1:A:389:GLU:HA	1:A:403:ASP:OD2	2.09	0.51
1:A:404:ARG:CB	1:A:405:GLU:OE1	2.51	0.51
1:A:449:ARG:O	1:A:450:ARG:O	2.28	0.51
1:A:707:ILE:HA	1:A:710:LYS:HD2	1.92	0.51
1:A:776:GLY:O	1:A:782:ARG:HD2	2.10	0.51
1:A:1401:LEU:N	1:A:1402:PRO:HD2	2.26	0.51
1:B:496:HIS:O	1:B:653:HIS:HE1	1.94	0.51
1:B:781:PHE:CD2	2:G:57:VAL:HG21	2.45	0.51
1:B:1447:TRP:CD2	1:B:1451:VAL:HG22	2.45	0.51
1:C:556:ARG:O	1:C:557:ALA:C	2.44	0.51
1:C:763:ALA:O	1:C:767:ASN:HB2	2.11	0.51
1:C:776:GLY:O	1:C:782:ARG:HD2	2.11	0.51
1:C:899:ASN:O	1:E:1263:HIS:CE1	2.62	0.51
1:C:1274:GLN:HE21	1:C:1293:ASN:HB3	1.74	0.51
1:D:528:ASN:HB3	1:D:542:LEU:HD22	1.91	0.51
1:D:628:HIS:O	1:D:629:THR:C	2.47	0.51
1:D:985:TYR:CE1	1:D:1207:VAL:HG11	2.44	0.51
1:D:1406:ASN:OD1	1:D:1406:ASN:C	2.48	0.51
1:E:317:ILE:CG2	1:E:321:ASN:HD21	2.19	0.51
1:E:393:VAL:HG12	1:E:394:ASP:N	2.23	0.51
1:F:628:HIS:O	1:F:629:THR:C	2.47	0.51
1:F:1075:THR:CG2	1:F:1076:GLY:N	2.73	0.51
1:F:1452:THR:HG22	1:F:1453:LYS:HG3	1.91	0.51
2:G:91:PRO:HD2	2:G:203:ARG:HH22	1.76	0.51
2:G:317:LYS:HZ2	2:G:345:ILE:HG21	1.74	0.51
2:H:28:PHE:CZ	2:H:285:LEU:HD21	2.46	0.51
2:H:54:PHE:HB3	2:H:107:ASN:CB	2.36	0.51
2:H:350:PRO:HD2	2:H:374:ALA:HB2	1.93	0.51
2:I:174:HIS:HD2	2:I:176:TYR:CE1	2.29	0.51
2:I:417:VAL:CG1	2:I:421:GLY:HA2	2.40	0.51
2:J:114:THR:HG23	2:J:115:HIS:N	2.26	0.51
2:J:138:LYS:NZ	2:J:206:LEU:HB3	2.26	0.51

*Continued on next page...*

*Continued from previous page...*

Atom-1	Atom-2	Interatomic distance (Å)	Clash overlap (Å)
2:J:320:TYR:CD2	2:J:346:TRP:CE2	2.98	0.51
2:K:77:LEU:CA	2:K:127:ILE:HD11	2.40	0.51
2:K:174:HIS:HD2	2:K:176:TYR:CE1	2.29	0.51
2:K:350:PRO:HD2	2:K:374:ALA:HB2	1.92	0.51
2:K:445:ARG:HG2	2:K:445:ARG:O	2.09	0.51
2:L:28:PHE:CZ	2:L:285:LEU:HD21	2.46	0.51
2:L:71:LEU:CD2	2:L:79:GLU:HB2	2.40	0.51
2:L:174:HIS:CD2	2:L:176:TYR:CE1	2.99	0.51
2:L:350:PRO:HD2	2:L:374:ALA:HB2	1.93	0.51
1:A:394:ASP:OD1	1:A:396:GLN:N	2.43	0.51
1:A:594:GLU:O	1:A:595:ASP:C	2.48	0.51
1:B:5:PHE:CE2	1:B:365:GLY:HA3	2.45	0.51
1:B:269:VAL:HG23	1:B:270:GLY:N	2.21	0.51
1:B:485:ILE:O	1:B:488:LEU:N	2.43	0.51
1:B:696:TYR:CZ	1:B:700:ILE:CD1	2.94	0.51
1:B:782:ARG:CB	2:G:56:GLN:NE2	2.41	0.51
1:B:876:ASN:ND2	1:F:1227:GLU:OE2	2.43	0.51
1:B:1002:SER:HB2	1:B:1048:GLY:HA3	1.93	0.51
1:C:369:THR:O	1:C:371:MET:N	2.43	0.51
1:C:394:ASP:OD1	1:C:396:GLN:N	2.43	0.51
1:C:855:THR:HG22	1:C:855:THR:O	2.10	0.51
1:C:1061:LEU:O	1:C:1063:HIS:N	2.43	0.51
1:C:1220:ARG:HG3	1:C:1224:GLU:CG	2.38	0.51
1:D:5:PHE:CE2	1:D:365:GLY:HA3	2.45	0.51
1:D:494:GLY:O	1:D:495:LEU:C	2.48	0.51
1:E:353:MET:HE3	1:E:366:GLY:O	2.07	0.51
1:E:404:ARG:CB	1:E:405:GLU:OE1	2.51	0.51
1:E:659:ILE:HA	1:E:663:ALA:HB3	1.91	0.51
1:E:660:GLY:HA2	1:E:721:GLY:H	1.74	0.51
1:E:776:GLY:O	1:E:782:ARG:HD2	2.11	0.51
1:E:1112:THR:O	2:L:112:GLN:NE2	2.40	0.51
1:E:1274:GLN:HE21	1:E:1293:ASN:HB3	1.74	0.51
1:F:496:HIS:O	1:F:653:HIS:HE1	1.94	0.51
1:F:679:HIS:NE2	1:F:687:MET:O	2.42	0.51
1:F:1092:ILE:HG22	1:F:1092:ILE:O	2.10	0.51
2:G:102:ARG:C	2:G:103:LEU:HD23	2.30	0.51
2:G:197:LYS:HZ3	2:G:275:ASP:HB3	1.76	0.51
2:G:271:VAL:HG11	2:G:284:SER:O	2.09	0.51
2:G:469:LYS:HD2	2:G:476:VAL:CB	2.39	0.51
2:H:32:TYR:CE2	2:H:194:LYS:HB3	2.46	0.51
2:H:68:TRP:CZ3	2:H:84:SER:CB	2.93	0.51

*Continued on next page...*

*Continued from previous page...*

Atom-1	Atom-2	Interatomic distance (Å)	Clash overlap (Å)
2:I:71:LEU:CD2	2:I:79:GLU:HB2	2.40	0.51
2:I:449:LEU:CD2	2:I:452:TRP:CD2	2.93	0.51
2:J:197:LYS:HZ3	2:J:275:ASP:HB3	1.73	0.51
2:J:445:ARG:HG2	2:J:445:ARG:O	2.09	0.51
2:J:469:LYS:CD	2:J:476:VAL:HB	2.38	0.51
2:K:45:ASN:HD21	2:K:45:ASN:H	1.57	0.51
2:K:190:ILE:HG22	2:K:195:LEU:HB3	1.93	0.51
2:L:68:TRP:HB2	2:L:80:ALA:HB1	1.91	0.51
2:L:190:ILE:HG22	2:L:195:LEU:HB3	1.93	0.51
1:A:236:THR:HG22	1:A:328:ASP:N	2.26	0.51
1:A:248:GLU:C	1:A:250:ARG:H	2.13	0.51
1:A:572:THR:CG2	1:A:573:PHE:N	2.73	0.51
1:B:763:ALA:O	1:B:764:THR:C	2.48	0.51
1:B:1401:LEU:HB3	1:B:1402:PRO:HD3	1.91	0.51
1:C:670:LEU:O	1:C:670:LEU:CD2	2.53	0.51
1:C:1401:LEU:N	1:C:1402:PRO:HD2	2.26	0.51
1:D:302:ALA:CB	1:D:347:ARG:NH1	2.73	0.51
1:D:419:TRP:O	1:D:540:THR:CG2	2.59	0.51
1:D:1146:VAL:O	1:D:1147:ARG:C	2.46	0.51
1:D:1376:LEU:HB3	1:D:1439:PHE:HE2	1.75	0.51
1:E:227:MET:CE	1:E:282:GLU:CG	2.88	0.51
1:E:1385:ALA:HB2	1:E:1406:ASN:HD22	1.74	0.51
1:F:781:PHE:CD2	2:I:57:VAL:HG21	2.45	0.51
1:F:1058:LEU:O	1:F:1058:LEU:CD2	2.57	0.51
1:F:1316:GLU:O	1:F:1317:THR:C	2.46	0.51
2:G:71:LEU:CD2	2:G:79:GLU:HB2	2.40	0.51
2:G:201:GLU:O	2:G:204:VAL:HG13	2.11	0.51
2:G:230:ARG:NH2	2:G:434:MET:HE1	2.26	0.51
2:G:278:GLU:CD	2:G:278:GLU:H	2.13	0.51
2:H:250:ALA:CB	2:H:251:PRO:HD2	2.35	0.51
2:H:302:MET:HG3	2:H:333:GLU:OE2	2.11	0.51
2:H:445:ARG:HG2	2:H:445:ARG:O	2.10	0.51
2:I:32:TYR:CE2	2:I:194:LYS:CB	2.94	0.51
2:I:138:LYS:NZ	2:I:206:LEU:HB3	2.26	0.51
2:J:28:PHE:CZ	2:J:285:LEU:HD21	2.46	0.51
2:J:302:MET:HG3	2:J:333:GLU:OE2	2.11	0.51
2:K:276:THR:HG22	2:K:277:VAL:HG23	1.91	0.51
2:K:317:LYS:HE3	2:K:345:ILE:CB	2.40	0.51
2:K:367:ILE:HD13	2:K:368:HIS:O	2.10	0.51
2:K:417:VAL:CG1	2:K:421:GLY:HA2	2.40	0.51
2:L:96:ARG:NE	2:L:199:VAL:HG21	2.25	0.51

*Continued on next page...*

*Continued from previous page...*

Atom-1	Atom-2	Interatomic distance (Å)	Clash overlap (Å)
2:L:102:ARG:C	2:L:103:LEU:HD23	2.30	0.51
2:L:150:VAL:HG12	2:L:172:GLU:O	2.11	0.51
2:L:181:ARG:C	2:L:181:ARG:HH11	2.14	0.51
2:L:320:TYR:CD2	2:L:346:TRP:CE2	2.98	0.51
2:L:416:LYS:HZ2	2:L:433:ASN:HB2	1.76	0.51
1:A:139:VAL:CG1	1:A:140:SER:N	2.54	0.51
1:A:754:ILE:O	1:A:755:GLN:C	2.48	0.51
1:A:896:PRO:HB2	1:C:1226:GLY:HA3	1.93	0.51
1:B:254:PRO:O	1:B:257:GLY:N	2.37	0.51
1:B:295:LYS:HE2	1:B:299:VAL:HG12	1.92	0.51
1:B:351:ARG:HH12	1:B:978:GLU:CD	2.14	0.51
1:B:679:HIS:NE2	1:B:687:MET:O	2.42	0.51
1:B:704:LEU:C	1:B:706:LYS:H	2.14	0.51
1:B:1077:ARG:HG2	1:B:1078:ASP:N	2.26	0.51
1:B:1338:ALA:O	1:B:1340:GLY:N	2.43	0.51
1:C:236:THR:HG22	1:C:328:ASP:N	2.26	0.51
1:C:345:MET:CG	1:C:346:ASP:N	2.55	0.51
1:C:791:GLU:O	1:C:795:ILE:HG13	2.11	0.51
1:C:893:ARG:HG2	1:C:903:TRP:CB	2.40	0.51
1:C:973:ASP:OD2	1:C:1298:LYS:CE	2.54	0.51
1:C:1289:MET:HE2	1:C:1289:MET:N	2.26	0.51
1:D:485:ILE:O	1:D:486:ALA:C	2.48	0.51
1:D:621:ILE:HG13	1:D:658:LEU:HD12	1.93	0.51
1:D:696:TYR:CZ	1:D:700:ILE:CD1	2.94	0.51
1:D:1018:ALA:O	1:D:1065:VAL:HG23	2.11	0.51
1:D:1183:LEU:O	1:D:1187:LEU:HG	2.11	0.51
1:D:1245:ARG:O	1:D:1245:ARG:HG3	2.10	0.51
1:E:133:VAL:CG1	1:E:134:GLY:N	2.74	0.51
1:F:446:GLU:O	1:F:449:ARG:N	2.43	0.51
1:F:494:GLY:O	1:F:495:LEU:C	2.48	0.51
1:F:1045:TRP:O	1:F:1046:GLU:C	2.44	0.51
1:F:1323:ILE:HD12	1:F:1327:VAL:HG21	1.91	0.51
1:F:1326:THR:HG22	1:F:1326:THR:O	2.10	0.51
2:G:138:LYS:NZ	2:G:206:LEU:HB3	2.26	0.51
2:G:290:LYS:HB3	2:G:393:ASP:OD2	2.11	0.51
2:G:404:GLU:HG3	2:G:404:GLU:O	2.09	0.51
2:H:138:LYS:NZ	2:H:206:LEU:HB3	2.26	0.51
2:H:144:ARG:HG2	2:H:145:GLU:N	2.25	0.51
2:H:249:LYS:HG3	2:H:258:ILE:CD1	2.39	0.51
2:I:96:ARG:NE	2:I:199:VAL:HG21	2.25	0.51
2:I:174:HIS:CD2	2:I:176:TYR:CE1	2.99	0.51

*Continued on next page...*



*Continued from previous page...*

Atom-1	Atom-2	Interatomic distance (Å)	Clash overlap (Å)
2:I:388:PHE:CE2	2:I:390:VAL:HG13	2.46	0.51
2:J:317:LYS:HE3	2:J:345:ILE:CB	2.40	0.51
2:J:350:PRO:HD2	2:J:374:ALA:HB2	1.92	0.51
2:J:388:PHE:CE2	2:J:390:VAL:HG13	2.46	0.51
2:K:150:VAL:HG13	2:K:173:VAL:CA	2.38	0.51
2:L:32:TYR:CE2	2:L:194:LYS:CB	2.94	0.51
2:L:68:TRP:CZ3	2:L:84:SER:CB	2.93	0.51
2:L:153:ILE:CG1	2:L:220:VAL:HG13	2.40	0.51
2:L:302:MET:HG3	2:L:333:GLU:OE2	2.11	0.51
2:L:322:ARG:HD2	2:L:349:ALA:CB	2.38	0.51
2:L:416:LYS:HE3	2:L:433:ASN:CB	2.41	0.51
1:A:175:ARG:HH22	1:A:203:ASP:CG	2.14	0.51
1:A:359:THR:HG23	1:A:378:GLN:CB	2.41	0.51
1:A:957:ARG:HD2	1:A:965:LEU:CD1	2.41	0.51
1:A:1219:ALA:O	1:A:1220:ARG:C	2.47	0.51
1:B:494:GLY:O	1:B:495:LEU:C	2.48	0.51
1:B:629:THR:O	1:B:632:ILE:N	2.42	0.51
1:C:175:ARG:HH22	1:C:203:ASP:CG	2.14	0.51
1:C:496:HIS:O	1:C:653:HIS:CE1	2.61	0.51
1:C:731:SER:HA	1:C:747:SER:CA	2.40	0.51
1:C:754:ILE:O	1:C:755:GLN:C	2.48	0.51
1:C:957:ARG:HD2	1:C:965:LEU:CD1	2.41	0.51
1:C:1391:MET:HE1	1:C:1458:VAL:HG21	1.91	0.51
1:D:447:LEU:O	1:D:451:GLN:HG3	2.10	0.51
1:D:1003:ARG:HG3	1:D:1004:SER:N	2.24	0.51
1:D:1051:GLU:O	1:D:1052:VAL:C	2.46	0.51
1:E:159:VAL:HG21	1:E:167:PHE:CD2	2.46	0.51
1:E:452:GLN:NE2	1:E:764:THR:HG21	2.21	0.51
1:E:705:LEU:HD23	1:E:705:LEU:N	2.26	0.51
1:E:1061:LEU:O	1:E:1063:HIS:N	2.43	0.51
1:F:260:MET:O	1:F:261:GLN:C	2.48	0.51
1:F:569:ILE:HG22	1:F:589:ILE:HG22	1.93	0.51
1:F:1018:ALA:O	1:F:1065:VAL:HG23	2.11	0.51
1:F:1184:ASN:CB	1:F:1185:PRO:CD	2.80	0.51
2:G:181:ARG:C	2:G:181:ARG:HH11	2.14	0.51
2:G:190:ILE:HG22	2:G:195:LEU:HB3	1.93	0.51
2:G:377:ARG:O	2:G:378:GLN:HB3	2.10	0.51
2:H:181:ARG:C	2:H:182:MET:HE3	2.31	0.51
2:I:320:TYR:CD2	2:I:346:TRP:CE2	2.98	0.51
2:I:350:PRO:HD2	2:I:374:ALA:HB2	1.92	0.51
2:I:418:THR:CB	2:I:424:LEU:HD11	2.23	0.51

*Continued on next page...*

*Continued from previous page...*

Atom-1	Atom-2	Interatomic distance (Å)	Clash overlap (Å)
2:J:96:ARG:NE	2:J:199:VAL:HG21	2.25	0.51
2:J:353:PHE:CE1	2:J:382:VAL:HG12	2.44	0.51
2:J:377:ARG:O	2:J:378:GLN:HB3	2.10	0.51
2:K:97:ILE:HD11	2:K:450:VAL:HB	1.92	0.51
2:K:146:LEU:HD22	2:K:146:LEU:N	2.26	0.51
2:K:147:GLY:HA2	2:K:171:TYR:HD1	1.75	0.51
2:K:404:GLU:HG3	2:K:404:GLU:O	2.09	0.51
2:K:416:LYS:HE3	2:K:433:ASN:CB	2.41	0.51
2:L:415:LEU:CD2	2:L:432:THR:HG23	2.41	0.51
1:A:133:VAL:CG1	1:A:134:GLY:N	2.74	0.51
1:A:159:VAL:HG21	1:A:167:PHE:CD2	2.46	0.51
1:A:248:GLU:C	1:A:250:ARG:N	2.65	0.51
1:A:295:LYS:HE2	1:A:299:VAL:HG12	1.90	0.51
1:A:1227:GLU:OE2	1:E:902:ASN:CB	2.53	0.51
1:A:1385:ALA:HB2	1:A:1406:ASN:HD22	1.74	0.51
1:A:1424:LEU:O	1:A:1425:LYS:C	2.48	0.51
1:A:1438:ARG:CZ	2:L:376:GLY:C	2.80	0.51
1:B:131:ILE:O	1:B:131:ILE:HG23	2.09	0.51
1:B:236:THR:HG22	1:B:328:ASP:N	2.24	0.51
1:B:437:GLY:O	1:B:438:GLU:C	2.48	0.51
1:D:295:LYS:HE2	1:D:299:VAL:HG12	1.92	0.51
1:D:1077:ARG:HG2	1:D:1078:ASP:N	2.26	0.51
1:D:1092:ILE:HG22	1:D:1092:ILE:O	2.10	0.51
1:D:1207:VAL:HG13	1:D:1208:PRO:HD2	1.93	0.51
1:D:1401:LEU:HB3	1:D:1402:PRO:HD3	1.91	0.51
1:E:621:ILE:HG12	1:E:657:VAL:HG12	1.93	0.51
1:E:780:ARG:HB3	2:L:51:GLY:O	2.11	0.51
1:F:24:ALA:C	1:F:26:LYS:N	2.65	0.51
1:F:337:ASP:OD1	1:F:337:ASP:C	2.49	0.51
1:F:746:ILE:CG2	1:F:1182:ASP:HB3	2.22	0.51
2:G:134:GLN:CB	2:G:136:TRP:CD1	2.94	0.51
2:G:146:LEU:HD22	2:G:146:LEU:N	2.26	0.51
2:G:174:HIS:CD2	2:G:176:TYR:CE1	2.99	0.51
2:H:43:GLN:NE2	2:H:123:VAL:HG13	2.26	0.51
2:H:71:LEU:CD2	2:H:79:GLU:HB2	2.40	0.51
2:H:102:ARG:C	2:H:103:LEU:HD23	2.30	0.51
2:H:146:LEU:HD22	2:H:146:LEU:N	2.26	0.51
2:H:201:GLU:O	2:H:204:VAL:HG13	2.11	0.51
2:H:415:LEU:CD2	2:H:432:THR:HG23	2.41	0.51
2:H:449:LEU:CD2	2:H:452:TRP:CD2	2.93	0.51
2:I:367:ILE:HD13	2:I:368:HIS:O	2.10	0.51

*Continued on next page...*

*Continued from previous page...*

Atom-1	Atom-2	Interatomic distance (Å)	Clash overlap (Å)
2:I:415:LEU:CD2	2:I:432:THR:HG23	2.41	0.51
2:J:31:ILE:HD12	2:J:31:ILE:C	2.31	0.51
2:J:77:LEU:CA	2:J:127:ILE:HD11	2.39	0.51
2:J:90:PHE:CZ	2:J:160:LEU:CB	2.94	0.51
2:J:181:ARG:C	2:J:181:ARG:HH11	2.14	0.51
2:K:32:TYR:CE2	2:K:194:LYS:CB	2.94	0.51
2:K:77:LEU:HD21	2:K:126:TYR:CD2	2.46	0.51
2:K:150:VAL:HG12	2:K:172:GLU:O	2.11	0.51
2:K:377:ARG:O	2:K:378:GLN:HB3	2.10	0.51
2:K:469:LYS:CD	2:K:476:VAL:HB	2.38	0.51
2:L:90:PHE:CZ	2:L:160:LEU:CB	2.94	0.51
2:L:91:PRO:HD2	2:L:203:ARG:HH22	1.76	0.51
2:L:138:LYS:NZ	2:L:206:LEU:HB3	2.26	0.51
2:L:417:VAL:CG1	2:L:421:GLY:HA2	2.40	0.51
1:A:1:CYS:HB3	3:A:2473:OMT:CE	2.41	0.51
1:A:1:CYS:HB3	3:A:2473:OMT:HE3	1.93	0.51
1:B:197:ASP:OD1	1:B:199:ARG:HB2	2.12	0.51
1:B:911:ALA:O	1:B:912:SER:C	2.50	0.51
1:B:1183:LEU:O	1:B:1187:LEU:HG	2.11	0.51
1:C:159:VAL:HG21	1:C:167:PHE:CD2	2.46	0.51
1:C:207:TYR:N	1:C:207:TYR:HD1	2.08	0.51
1:C:244:MET:C	1:C:246:ALA:N	2.65	0.51
1:C:342:VAL:HG11	1:C:390:MET:CE	2.37	0.51
1:C:780:ARG:HB3	2:K:52:VAL:N	2.26	0.51
1:D:451:GLN:OE1	1:D:773:LEU:HD11	2.11	0.51
1:D:505:GLN:NE2	1:D:1000:LEU:CB	2.59	0.51
1:D:536:ASP:OD1	1:D:536:ASP:O	2.28	0.51
1:D:1460:LYS:O	1:D:1462:MET:N	2.44	0.51
1:E:175:ARG:HH22	1:E:203:ASP:CG	2.14	0.51
1:E:281:PHE:O	1:E:285:VAL:HG23	2.10	0.51
1:E:657:VAL:O	1:E:658:LEU:C	2.48	0.51
1:E:845:SER:O	1:E:848:ALA:HB3	2.10	0.51
1:E:1250:VAL:HG13	1:E:1254:PHE:HD2	1.75	0.51
1:E:1253:LYS:O	1:E:1253:LYS:HG3	2.11	0.51
1:E:1401:LEU:N	1:E:1402:PRO:HD2	2.26	0.51
1:E:1424:LEU:O	1:E:1425:LYS:C	2.49	0.51
1:E:1438:ARG:CZ	2:K:376:GLY:C	2.80	0.51
1:F:5:PHE:CE2	1:F:365:GLY:HA3	2.46	0.51
1:F:536:ASP:OD1	1:F:536:ASP:O	2.28	0.51
1:F:782:ARG:HH22	2:I:51:GLY:CA	1.16	0.51
2:G:28:PHE:CZ	2:G:285:LEU:HD21	2.46	0.51

*Continued on next page...*

*Continued from previous page...*

Atom-1	Atom-2	Interatomic distance (Å)	Clash overlap (Å)
2:G:32:TYR:CE2	2:G:194:LYS:HB3	2.46	0.51
2:G:77:LEU:HD21	2:G:126:TYR:CD2	2.46	0.51
2:G:416:LYS:HE3	2:G:433:ASN:CB	2.41	0.51
2:H:32:TYR:CE2	2:H:194:LYS:CB	2.94	0.51
2:H:77:LEU:HD21	2:H:126:TYR:CD2	2.46	0.51
2:H:90:PHE:CZ	2:H:160:LEU:CB	2.94	0.51
2:H:153:ILE:CG1	2:H:220:VAL:HG13	2.40	0.51
2:H:174:HIS:HD2	2:H:176:TYR:CE1	2.29	0.51
2:H:249:LYS:HE2	2:H:258:ILE:HD13	1.91	0.51
2:J:150:VAL:HG12	2:J:172:GLU:O	2.11	0.51
2:J:417:VAL:CG1	2:J:421:GLY:HA2	2.40	0.51
2:K:32:TYR:CD1	2:K:34:ARG:CD	2.94	0.51
2:K:71:LEU:HD13	2:K:72:THR:N	2.24	0.51
2:K:302:MET:HG3	2:K:333:GLU:OE2	2.11	0.51
2:K:331:GLN:HA	2:K:334:VAL:HG22	1.93	0.51
2:K:406:LEU:H	2:K:406:LEU:CD2	2.21	0.51
2:L:77:LEU:HD21	2:L:126:TYR:CD2	2.46	0.51
2:L:134:GLN:CB	2:L:136:TRP:CD1	2.94	0.51
2:L:166:LEU:HD23	2:L:461:ALA:CB	2.36	0.51
2:L:201:GLU:O	2:L:204:VAL:HG13	2.11	0.51
2:L:367:ILE:HD13	2:L:368:HIS:O	2.10	0.51
1:A:893:ARG:HG2	1:A:903:TRP:CB	2.40	0.50
1:A:997:THR:CG2	1:A:998:VAL:N	2.73	0.50
1:B:211:TYR:HD1	1:B:212:SER:N	2.08	0.50
1:B:838:VAL:HG12	1:B:839:PRO:CD	2.40	0.50
1:B:1131:THR:CG2	1:B:1133:GLU:N	2.72	0.50
1:C:339:ARG:HG3	1:C:396:GLN:HG3	1.93	0.50
1:C:359:THR:HG23	1:C:378:GLN:CB	2.41	0.50
1:C:526:LEU:H	1:C:526:LEU:CD1	2.17	0.50
1:C:1054:GLN:O	1:C:1055:VAL:C	2.49	0.50
1:D:511:ILE:CG2	1:D:512:ASP:N	2.74	0.50
1:D:556:ARG:O	1:D:557:ALA:C	2.48	0.50
1:D:1407:ASP:O	1:D:1408:GLU:C	2.50	0.50
1:E:30:HIS:ND1	1:E:1238:THR:HA	2.26	0.50
1:E:369:THR:O	1:E:371:MET:N	2.43	0.50
1:E:521:SER:OG	1:E:522:LEU:N	2.45	0.50
1:E:1349:ARG:HH11	1:E:1349:ARG:CG	2.22	0.50
1:F:485:ILE:O	1:F:488:LEU:N	2.43	0.50
1:F:864:SER:HG	1:F:867:ALA:H	1.59	0.50
1:F:1003:ARG:HG3	1:F:1004:SER:N	2.24	0.50
1:F:1088:GLU:HG2	1:F:1162:ILE:HD13	1.92	0.50

*Continued on next page...*

*Continued from previous page...*

Atom-1	Atom-2	Interatomic distance (Å)	Clash overlap (Å)
2:G:147:GLY:HA2	2:G:171:TYR:HD1	1.75	0.50
2:G:153:ILE:CG1	2:G:220:VAL:HG13	2.40	0.50
2:G:367:ILE:HD13	2:G:368:HIS:O	2.10	0.50
2:H:32:TYR:CD1	2:H:34:ARG:CD	2.94	0.50
2:H:97:ILE:HD11	2:H:450:VAL:HB	1.92	0.50
2:H:367:ILE:HD13	2:H:368:HIS:O	2.10	0.50
2:I:302:MET:HG3	2:I:333:GLU:OE2	2.11	0.50
2:J:201:GLU:O	2:J:204:VAL:HG13	2.11	0.50
2:J:322:ARG:HD3	2:J:349:ALA:CA	2.39	0.50
2:J:431:MET:CG	2:J:438:PHE:CE2	2.94	0.50
2:K:415:LEU:CD2	2:K:432:THR:HG23	2.41	0.50
2:L:429:THR:HG21	2:L:431:MET:HE2	1.93	0.50
1:A:143:GLN:O	1:A:143:GLN:NE2	2.41	0.50
1:A:339:ARG:HG3	1:A:396:GLN:HG3	1.93	0.50
1:A:509:PRO:HB3	1:A:975:TYR:HD1	1.77	0.50
1:A:1220:ARG:HG3	1:A:1224:GLU:CG	2.38	0.50
1:B:175:ARG:HG3	1:B:175:ARG:NH1	2.23	0.50
1:B:302:ALA:CB	1:B:347:ARG:NH1	2.73	0.50
1:B:1088:GLU:HG2	1:B:1162:ILE:HD13	1.92	0.50
1:C:1:CYS:HB3	3:C:2473:OMT:CE	2.41	0.50
1:C:244:MET:HA	1:C:247:HIS:HB2	1.92	0.50
1:C:1440:ALA:O	1:C:1443:ILE:N	2.42	0.50
1:D:850:ARG:HD2	1:D:878:ILE:HD12	1.93	0.50
1:D:1102:CYS:SG	6:D:2476:F3S:S1	3.06	0.50
1:D:1216:VAL:HG11	1:D:1249:MET:HE1	1.93	0.50
1:E:1:CYS:HB3	3:E:2473:OMT:HE3	1.93	0.50
1:E:94:GLU:HG2	1:E:104:ILE:HD13	1.92	0.50
1:E:243:TRP:HA	1:E:243:TRP:CE3	2.47	0.50
1:E:492:TYR:CG	1:E:761:GLN:HG2	2.47	0.50
1:E:1415:ILE:CG2	1:E:1421:GLU:HB2	2.41	0.50
1:F:846:ILE:O	1:F:847:THR:C	2.48	0.50
1:F:1077:ARG:HG2	1:F:1078:ASP:N	2.26	0.50
2:G:31:ILE:HD12	2:G:31:ILE:C	2.31	0.50
2:G:90:PHE:CZ	2:G:160:LEU:CB	2.94	0.50
2:G:449:LEU:CD2	2:G:452:TRP:CD2	2.93	0.50
2:H:174:HIS:CD2	2:H:176:TYR:CE1	2.99	0.50
2:H:388:PHE:CE2	2:H:390:VAL:HG13	2.46	0.50
2:I:77:LEU:HD21	2:I:126:TYR:CD2	2.46	0.50
2:I:90:PHE:CZ	2:I:160:LEU:CB	2.94	0.50
2:I:190:ILE:HG22	2:I:195:LEU:HB3	1.93	0.50
2:I:230:ARG:NH2	2:I:434:MET:HE1	2.26	0.50

*Continued on next page...*

*Continued from previous page...*

Atom-1	Atom-2	Interatomic distance (Å)	Clash overlap (Å)
2:J:32:TYR:CD1	2:J:34:ARG:CD	2.94	0.50
2:K:31:ILE:HD12	2:K:31:ILE:C	2.31	0.50
2:K:138:LYS:NZ	2:K:206:LEU:HB3	2.26	0.50
2:K:153:ILE:CG1	2:K:220:VAL:HG13	2.40	0.50
2:K:426:ASP:HB3	2:K:429:THR:OG1	2.12	0.50
1:A:142:GLU:CD	1:A:142:GLU:N	2.58	0.50
1:A:312:ASN:HB2	1:A:411:ALA:CB	2.41	0.50
1:A:621:ILE:HG12	1:A:657:VAL:HG12	1.93	0.50
1:A:1110:SER:C	1:A:1112:THR:HG23	2.32	0.50
1:A:1212:ASP:OD1	1:A:1243:GLY:N	2.24	0.50
1:B:37:ASP:OD1	1:B:39:LYS:N	2.34	0.50
1:B:61:VAL:O	1:B:61:VAL:CG1	2.58	0.50
1:B:236:THR:OG1	1:B:718:SER:HB3	2.12	0.50
1:B:985:TYR:CE1	1:B:1207:VAL:HG11	2.45	0.50
1:C:235:ASN:ND2	1:C:236:THR:HB	2.27	0.50
1:C:562:MET:HE3	1:C:566:ALA:HB2	1.92	0.50
1:C:1184:ASN:O	1:C:1187:LEU:N	2.44	0.50
1:D:337:ASP:OD1	1:D:337:ASP:C	2.49	0.50
1:D:782:ARG:HH22	2:H:51:GLY:CA	1.16	0.50
1:E:61:VAL:O	1:E:61:VAL:HG12	2.07	0.50
1:E:248:GLU:C	1:E:250:ARG:N	2.65	0.50
1:E:312:ASN:HB2	1:E:411:ALA:CB	2.41	0.50
1:E:791:GLU:O	1:E:795:ILE:HG13	2.11	0.50
1:F:911:ALA:O	1:F:912:SER:C	2.50	0.50
1:F:1002:SER:HB2	1:F:1048:GLY:HA3	1.93	0.50
1:F:1460:LYS:O	1:F:1462:MET:N	2.44	0.50
2:G:350:PRO:HD2	2:G:374:ALA:HB2	1.92	0.50
2:H:181:ARG:C	2:H:181:ARG:HH11	2.14	0.50
2:H:190:ILE:HG22	2:H:195:LEU:HB3	1.93	0.50
2:H:331:GLN:HA	2:H:334:VAL:HG22	1.93	0.50
2:I:181:ARG:C	2:I:181:ARG:HH11	2.14	0.50
2:I:286:ASN:HB2	2:I:311:GLN:NE2	2.26	0.50
2:I:290:LYS:HB3	2:I:393:ASP:OD2	2.11	0.50
2:I:426:ASP:HB3	2:I:429:THR:OG1	2.12	0.50
2:J:77:LEU:HD21	2:J:126:TYR:CD2	2.46	0.50
2:J:134:GLN:CB	2:J:136:TRP:CD1	2.94	0.50
2:J:153:ILE:CG1	2:J:220:VAL:HG13	2.40	0.50
2:J:249:LYS:HE2	2:J:258:ILE:HD13	1.91	0.50
2:K:90:PHE:CZ	2:K:160:LEU:CB	2.94	0.50
2:K:114:THR:HG23	2:K:115:HIS:N	2.26	0.50
2:L:144:ARG:HG2	2:L:145:GLU:N	2.25	0.50

*Continued on next page...*

*Continued from previous page...*

Atom-1	Atom-2	Interatomic distance (Å)	Clash overlap (Å)
2:L:388:PHE:CE2	2:L:390:VAL:HG13	2.46	0.50
2:L:426:ASP:HB3	2:L:429:THR:OG1	2.12	0.50
1:A:805:ASP:O	1:A:805:ASP:CG	2.49	0.50
1:A:896:PRO:HG2	1:C:1226:GLY:HA3	1.94	0.50
1:A:1054:GLN:O	1:A:1055:VAL:C	2.49	0.50
1:B:243:TRP:CD1	1:B:325:GLU:OE1	2.65	0.50
1:B:355:TYR:CD1	1:B:355:TYR:O	2.65	0.50
1:B:446:GLU:O	1:B:449:ARG:N	2.43	0.50
1:B:515:ARG:HD3	1:B:1367:TYR:CE1	2.40	0.50
1:B:1018:ALA:O	1:B:1065:VAL:HG23	2.11	0.50
1:B:1222:LEU:C	1:B:1222:LEU:HD12	2.24	0.50
1:B:1432:VAL:O	1:B:1436:GLN:N	2.40	0.50
1:C:105:TYR:N	1:C:105:TYR:CD1	2.80	0.50
1:C:652:THR:HG21	1:C:703:GLY:CA	2.41	0.50
1:C:731:SER:HB2	1:C:747:SER:HB2	1.94	0.50
1:C:1110:SER:C	1:C:1112:THR:HG23	2.32	0.50
1:D:175:ARG:HG3	1:D:175:ARG:NH1	2.23	0.50
1:D:1289:MET:CE	1:D:1289:MET:CB	2.87	0.50
1:D:1432:VAL:O	1:D:1436:GLN:N	2.40	0.50
1:E:294:VAL:O	1:E:295:LYS:C	2.47	0.50
1:E:309:THR:CG2	1:E:314:LYS:HG3	2.42	0.50
1:E:547:SER:OG	1:E:549:VAL:HB	2.11	0.50
1:E:706:LYS:NZ	1:E:940:GLU:OE1	2.40	0.50
1:E:957:ARG:HD2	1:E:965:LEU:CD1	2.41	0.50
1:F:503:PHE:N	1:F:503:PHE:CD1	2.79	0.50
1:F:696:TYR:CZ	1:F:700:ILE:CD1	2.94	0.50
1:F:763:ALA:O	1:F:764:THR:C	2.48	0.50
2:G:32:TYR:CE2	2:G:194:LYS:CB	2.94	0.50
2:G:32:TYR:CD1	2:G:34:ARG:CD	2.94	0.50
2:G:150:VAL:HG13	2:G:173:VAL:CA	2.38	0.50
2:G:150:VAL:HG12	2:G:172:GLU:O	2.11	0.50
2:G:175:VAL:HG11	2:G:214:TYR:CG	2.47	0.50
2:G:426:ASP:HB3	2:G:429:THR:OG1	2.12	0.50
2:G:449:LEU:HD11	2:G:451:VAL:CG1	2.31	0.50
2:H:77:LEU:HD22	2:H:130:THR:CG2	2.42	0.50
2:H:150:VAL:HG12	2:H:172:GLU:O	2.11	0.50
2:H:286:ASN:HB2	2:H:311:GLN:NE2	2.26	0.50
2:H:317:LYS:HE3	2:H:345:ILE:CB	2.40	0.50
2:I:150:VAL:HG12	2:I:172:GLU:O	2.11	0.50
2:J:43:GLN:NE2	2:J:123:VAL:HG13	2.26	0.50
2:J:77:LEU:HD22	2:J:130:THR:CG2	2.42	0.50

*Continued on next page...*

*Continued from previous page...*

Atom-1	Atom-2	Interatomic distance (Å)	Clash overlap (Å)
2:J:174:HIS:CD2	2:J:176:TYR:CE1	2.99	0.50
2:J:468:ALA:O	2:J:471:LYS:HB2	2.12	0.50
2:L:77:LEU:HD22	2:L:130:THR:CG2	2.42	0.50
2:L:249:LYS:O	2:L:250:ALA:HB3	2.11	0.50
1:A:47:HIS:HE1	1:A:176:SER:CB	2.25	0.50
1:A:1149:ILE:O	1:A:1149:ILE:CG2	2.59	0.50
1:A:1421:GLU:HG3	1:A:1451:VAL:HG11	1.94	0.50
1:B:452:GLN:HG3	1:B:764:THR:HG22	1.94	0.50
1:B:569:ILE:HG22	1:B:589:ILE:HG22	1.93	0.50
1:B:777:GLY:CA	2:G:52:VAL:HG11	2.37	0.50
1:B:1058:LEU:C	1:B:1059:ASN:HD22	2.14	0.50
1:B:1245:ARG:HG3	1:B:1245:ARG:O	2.10	0.50
1:C:30:HIS:ND1	1:C:1238:THR:HA	2.26	0.50
1:C:209:GLN:HG3	1:C:210:ARG:H	1.76	0.50
1:C:309:THR:CG2	1:C:314:LYS:HG3	2.42	0.50
1:C:353:MET:O	1:C:353:MET:HG3	2.11	0.50
1:C:509:PRO:HB3	1:C:975:TYR:HD1	1.77	0.50
1:C:706:LYS:NZ	1:C:940:GLU:OE1	2.40	0.50
1:C:798:LEU:O	1:C:802:VAL:HG22	2.12	0.50
1:C:1143:ALA:O	1:C:1144:GLU:C	2.45	0.50
1:C:1400:SER:O	1:C:1403:LEU:N	2.27	0.50
1:C:1415:ILE:CG2	1:C:1421:GLU:HB2	2.41	0.50
1:D:503:PHE:N	1:D:503:PHE:CD1	2.79	0.50
1:D:1058:LEU:C	1:D:1059:ASN:HD22	2.14	0.50
1:E:1:CYS:SG	1:E:211:TYR:HD2	2.35	0.50
1:E:442:MET:CE	1:E:447:LEU:HA	2.41	0.50
1:E:652:THR:HG21	1:E:703:GLY:CA	2.41	0.50
1:E:1317:THR:CG2	1:E:1318:ASN:N	2.63	0.50
1:E:1458:VAL:HG13	1:E:1459:PRO:CD	2.42	0.50
1:F:211:TYR:O	1:F:212:SER:CB	2.58	0.50
1:F:820:ARG:HB3	1:F:821:PRO:HD3	1.94	0.50
1:F:1102:CYS:SG	6:F:2476:F3S:S1	3.06	0.50
2:G:97:ILE:HD11	2:G:450:VAL:HB	1.92	0.50
2:G:249:LYS:CE	2:G:258:ILE:HD13	2.42	0.50
2:G:468:ALA:O	2:G:471:LYS:HB2	2.12	0.50
2:H:31:ILE:HD12	2:H:31:ILE:C	2.31	0.50
2:H:134:GLN:CB	2:H:136:TRP:CD1	2.94	0.50
2:H:150:VAL:HG13	2:H:173:VAL:CA	2.38	0.50
2:H:388:PHE:CE2	2:H:390:VAL:CG1	2.95	0.50
2:H:431:MET:CG	2:H:438:PHE:CE2	2.94	0.50
2:H:468:ALA:O	2:H:471:LYS:HB2	2.12	0.50

*Continued on next page...*



*Continued from previous page...*

Atom-1	Atom-2	Interatomic distance (Å)	Clash overlap (Å)
2:I:55:CYS:SG	2:I:65:ILE:HD12	2.52	0.50
2:I:377:ARG:O	2:I:378:GLN:HB3	2.10	0.50
2:J:68:TRP:HB2	2:J:80:ALA:HB1	1.91	0.50
2:J:449:LEU:CD2	2:J:452:TRP:CD2	2.93	0.50
2:L:331:GLN:HA	2:L:334:VAL:HG22	1.93	0.50
1:A:492:TYR:CG	1:A:761:GLN:HG2	2.47	0.50
1:A:521:SER:OG	1:A:522:LEU:N	2.45	0.50
1:A:528:ASN:HB2	1:A:542:LEU:HD22	1.90	0.50
1:A:672:GLN:HG3	1:A:693:MET:HE1	1.89	0.50
1:A:676:ALA:O	1:A:679:HIS:N	2.45	0.50
1:A:731:SER:HA	1:A:747:SER:CB	2.42	0.50
1:A:1230:GLN:HE21	1:A:1267:ARG:HD3	1.76	0.50
1:B:24:ALA:C	1:B:26:LYS:N	2.65	0.50
1:B:74:GLY:HA2	1:B:172:LEU:HD13	1.92	0.50
1:B:515:ARG:NH2	1:B:966:ILE:HB	2.16	0.50
1:B:621:ILE:HG13	1:B:658:LEU:HD12	1.93	0.50
1:B:651:ASP:OD1	1:B:651:ASP:N	2.38	0.50
1:B:1102:CYS:SG	6:B:2476:F3S:S1	3.06	0.50
1:B:1227:GLU:OE2	1:D:902:ASN:CG	2.42	0.50
1:B:1428:ILE:HG22	1:B:1428:ILE:O	2.10	0.50
1:C:24:ALA:C	1:C:26:LYS:N	2.65	0.50
1:C:228:LEU:HD22	1:C:278:ASP:HA	1.94	0.50
1:C:901:ASP:CG	1:E:1228:LYS:HD3	2.32	0.50
1:C:1135:VAL:O	1:C:1136:VAL:C	2.44	0.50
1:C:1253:LYS:O	1:C:1253:LYS:HG3	2.11	0.50
1:D:74:GLY:HA2	1:D:172:LEU:HD13	1.92	0.50
1:D:1088:GLU:HG2	1:D:1162:ILE:HD13	1.92	0.50
1:E:235:ASN:ND2	1:E:236:THR:HB	2.27	0.50
1:E:449:ARG:O	1:E:450:ARG:O	2.28	0.50
1:E:1220:ARG:HG3	1:E:1224:GLU:CG	2.38	0.50
1:F:452:GLN:HG3	1:F:764:THR:HG22	1.94	0.50
1:F:1113:CYS:O	1:F:1114:PRO:C	2.48	0.50
1:F:1236:ARG:C	1:F:1238:THR:H	2.15	0.50
2:G:415:LEU:CD2	2:G:432:THR:HG23	2.41	0.50
2:H:114:THR:HG23	2:H:115:HIS:N	2.26	0.50
2:H:249:LYS:CE	2:H:258:ILE:HD13	2.42	0.50
2:I:43:GLN:NE2	2:I:123:VAL:HG13	2.26	0.50
2:I:169:LYS:HZ3	2:I:461:ALA:HB1	1.77	0.50
2:J:32:TYR:CE2	2:J:194:LYS:HB3	2.46	0.50
2:J:190:ILE:HG22	2:J:195:LEU:HB3	1.93	0.50
2:J:200:VAL:O	2:J:204:VAL:HG12	2.12	0.50

*Continued on next page...*

*Continued from previous page...*

Atom-1	Atom-2	Interatomic distance (Å)	Clash overlap (Å)
2:J:367:ILE:HD12	2:J:369:LEU:HD11	1.93	0.50
2:J:416:LYS:HE3	2:J:433:ASN:CB	2.41	0.50
2:K:68:TRP:CZ3	2:K:84:SER:CB	2.93	0.50
2:K:249:LYS:CE	2:K:258:ILE:HD13	2.42	0.50
2:K:449:LEU:CD2	2:K:452:TRP:CD2	2.93	0.50
2:L:147:GLY:HA2	2:L:171:TYR:HD1	1.75	0.50
2:L:371:VAL:HG21	2:L:386:SER:CB	2.39	0.50
2:L:388:PHE:CE2	2:L:390:VAL:CG1	2.95	0.50
1:A:281:PHE:O	1:A:285:VAL:HG23	2.11	0.50
1:A:970:PRO:O	1:A:970:PRO:CG	2.60	0.50
1:A:1184:ASN:O	1:A:1187:LEU:N	2.44	0.50
1:A:1226:GLY:HA3	1:E:896:PRO:HG2	1.94	0.50
1:A:1401:LEU:O	1:A:1401:LEU:CD1	2.53	0.50
1:B:211:TYR:O	1:B:212:SER:CB	2.58	0.50
1:B:850:ARG:HD2	1:B:878:ILE:HD12	1.93	0.50
1:C:133:VAL:CG1	1:C:134:GLY:N	2.74	0.50
1:C:1250:VAL:HG13	1:C:1254:PHE:HD2	1.75	0.50
1:C:1318:ASN:HD22	1:C:1318:ASN:H	1.60	0.50
1:C:1417:VAL:HG12	1:C:1418:GLY:N	2.27	0.50
1:C:1421:GLU:HG3	1:C:1451:VAL:HG11	1.94	0.50
1:D:269:VAL:HG23	1:D:270:GLY:N	2.21	0.50
1:D:797:THR:HG23	1:D:812:LYS:HE2	1.94	0.50
1:D:949:VAL:C	1:D:950:THR:O	2.48	0.50
1:D:1002:SER:HB2	1:D:1048:GLY:HA3	1.93	0.50
1:E:24:ALA:C	1:E:26:LYS:N	2.65	0.50
1:E:339:ARG:HG3	1:E:396:GLN:HG3	1.93	0.50
1:F:355:TYR:CD1	1:F:355:TYR:O	2.65	0.50
2:G:68:TRP:CZ3	2:G:84:SER:CB	2.93	0.50
2:G:292:VAL:HG22	2:G:394:LEU:CD1	2.30	0.50
2:H:132:TRP:HD1	2:H:202:ARG:CB	2.24	0.50
2:H:147:GLY:HA2	2:H:171:TYR:HD1	1.75	0.50
2:I:31:ILE:HD12	2:I:31:ILE:C	2.31	0.50
2:I:91:PRO:HD2	2:I:203:ARG:HH22	1.76	0.50
2:I:200:VAL:O	2:I:204:VAL:HG12	2.12	0.50
2:J:32:TYR:CE2	2:J:194:LYS:CB	2.94	0.50
2:K:240:THR:HG1	8:K:484:FAD:C5A	2.24	0.50
2:K:290:LYS:HB3	2:K:393:ASP:OD2	2.11	0.50
2:K:388:PHE:CE2	2:K:390:VAL:CG1	2.95	0.50
2:K:434:MET:CB	2:K:437:VAL:HG12	2.42	0.50
2:K:468:ALA:O	2:K:471:LYS:HB2	2.12	0.50
2:L:32:TYR:CE2	2:L:194:LYS:HB3	2.46	0.50

*Continued on next page...*

*Continued from previous page...*

Atom-1	Atom-2	Interatomic distance (Å)	Clash overlap (Å)
2:L:43:GLN:NE2	2:L:123:VAL:HG13	2.26	0.50
2:L:146:LEU:HD22	2:L:146:LEU:N	2.26	0.50
1:A:1:CYS:SG	1:A:211:TYR:HD2	2.35	0.50
1:A:30:HIS:ND1	1:A:1238:THR:HA	2.26	0.50
1:A:547:SER:OG	1:A:549:VAL:HB	2.11	0.50
1:A:763:ALA:O	1:A:767:ASN:HB2	2.11	0.50
1:A:782:ARG:HG2	2:J:53:PRO:HD2	0.55	0.50
1:A:798:LEU:O	1:A:802:VAL:HG22	2.12	0.50
1:A:847:THR:HG21	1:C:1218:ASP:OD2	2.12	0.50
1:A:1253:LYS:O	1:A:1253:LYS:HG3	2.11	0.50
1:B:290:THR:CG2	1:B:291:ALA:N	2.75	0.50
1:B:782:ARG:HH22	2:G:51:GLY:CA	1.16	0.50
1:B:877:ARG:CG	1:F:1229:MET:CA	2.78	0.50
1:B:949:VAL:C	1:B:950:THR:O	2.48	0.50
1:C:1:CYS:HB3	3:C:2473:OMT:HE3	1.93	0.50
1:C:243:TRP:CE3	1:C:243:TRP:HA	2.47	0.50
1:C:547:SER:OG	1:C:549:VAL:HB	2.11	0.50
1:C:689:LEU:O	1:C:689:LEU:HG	2.11	0.50
1:C:969:PRO:HD2	1:C:970:PRO:CD	2.42	0.50
1:C:1054:GLN:O	1:C:1057:THR:HB	2.12	0.50
1:C:1442:GLU:OE2	2:J:374:ALA:C	2.50	0.50
1:D:243:TRP:CD1	1:D:325:GLU:OE1	2.65	0.50
1:D:704:LEU:C	1:D:706:LYS:H	2.14	0.50
1:D:875:MET:CE	1:D:1139:PHE:HE2	2.25	0.50
1:D:1104:MET:C	2:H:54:PHE:CZ	2.81	0.50
1:E:969:PRO:HD2	1:E:970:PRO:CD	2.42	0.50
1:F:243:TRP:CD1	1:F:325:GLU:OE1	2.65	0.50
1:F:351:ARG:HH12	1:F:978:GLU:CD	2.14	0.50
1:F:838:VAL:HG12	1:F:839:PRO:CD	2.40	0.50
1:F:1204:ARG:O	1:F:1206:GLU:N	2.45	0.50
2:G:366:ARG:HE	2:G:391:GLN:CD	2.15	0.50
2:G:371:VAL:HG21	2:G:386:SER:CB	2.39	0.50
2:H:290:LYS:HB3	2:H:393:ASP:OD2	2.11	0.50
2:H:479:ALA:O	2:H:480:ALA:HB3	2.12	0.50
2:K:77:LEU:HD22	2:K:130:THR:CG2	2.41	0.50
2:K:132:TRP:HD1	2:K:202:ARG:CB	2.24	0.50
2:K:174:HIS:CD2	2:K:176:TYR:CE1	2.99	0.50
2:K:201:GLU:O	2:K:204:VAL:HG13	2.11	0.50
2:L:286:ASN:HB2	2:L:311:GLN:NE2	2.26	0.50
1:A:209:GLN:HG3	1:A:210:ARG:H	1.76	0.50
1:A:901:ASP:CG	1:C:1228:LYS:HD3	2.32	0.50

*Continued on next page...*

*Continued from previous page...*

Atom-1	Atom-2	Interatomic distance (Å)	Clash overlap (Å)
1:B:111:PRO:C	1:B:112:ILE:HG23	2.33	0.50
1:B:447:LEU:O	1:B:451:GLN:HG3	2.10	0.50
1:B:451:GLN:OE1	1:B:773:LEU:HD11	2.11	0.50
1:B:503:PHE:N	1:B:503:PHE:CD1	2.79	0.50
1:B:556:ARG:O	1:B:557:ALA:C	2.48	0.50
1:B:670:LEU:HD22	1:B:670:LEU:C	2.31	0.50
1:B:979:ASP:O	1:B:980:LEU:C	2.49	0.50
1:B:1204:ARG:O	1:B:1206:GLU:N	2.45	0.50
1:B:1278:ALA:O	1:B:1279:PHE:HB2	2.12	0.50
1:C:1:CYS:SG	1:C:211:TYR:HD2	2.35	0.50
1:C:359:THR:HG23	1:C:378:GLN:C	2.32	0.50
1:C:359:THR:CG2	1:C:378:GLN:HA	2.42	0.50
1:C:1396:ASP:OD1	1:C:1396:ASP:O	2.30	0.50
1:D:111:PRO:C	1:D:112:ILE:HG23	2.33	0.50
1:D:351:ARG:HH12	1:D:978:GLU:CD	2.14	0.50
1:D:720:ARG:O	1:D:722:GLY:N	2.45	0.50
1:D:824:GLN:O	1:D:827:ASP:CB	2.58	0.50
1:E:1:CYS:HB3	3:E:2473:OMT:CE	2.41	0.50
1:E:484:PRO:HG3	1:E:823:MET:HG3	1.94	0.50
1:E:997:THR:CG2	1:E:998:VAL:N	2.73	0.50
1:F:630:HIS:O	1:F:631:LEU:C	2.49	0.50
1:F:1183:LEU:O	1:F:1187:LEU:HG	2.11	0.50
1:F:1435:THR:HG23	1:F:1437:SER:CB	2.42	0.50
2:G:43:GLN:NE2	2:G:123:VAL:HG13	2.26	0.50
2:G:388:PHE:CE2	2:G:390:VAL:CG1	2.95	0.50
2:G:479:ALA:O	2:G:480:ALA:HB3	2.12	0.50
2:H:93:ILE:HD12	2:H:96:ARG:HD2	1.94	0.50
2:H:134:GLN:HB3	2:H:136:TRP:NE1	2.26	0.50
2:H:249:LYS:O	2:H:250:ALA:HB3	2.11	0.50
2:H:317:LYS:HZ2	2:H:345:ILE:HG21	1.76	0.50
2:H:434:MET:CB	2:H:437:VAL:HG12	2.42	0.50
2:I:68:TRP:HB2	2:I:80:ALA:HB1	1.91	0.50
2:I:345:ILE:HD13	2:I:345:ILE:N	2.17	0.50
2:J:43:GLN:OE1	2:J:119:THR:HG23	2.12	0.50
2:J:132:TRP:HD1	2:J:202:ARG:CB	2.24	0.50
2:J:479:ALA:O	2:J:480:ALA:HB3	2.12	0.50
2:K:93:ILE:HD12	2:K:96:ARG:HD2	1.94	0.50
2:K:250:ALA:CB	2:K:251:PRO:HD2	2.35	0.50
2:K:286:ASN:HB2	2:K:311:GLN:NE2	2.26	0.50
2:K:317:LYS:HZ2	2:K:345:ILE:HG21	1.77	0.50
2:L:366:ARG:HE	2:L:391:GLN:CD	2.15	0.50

*Continued on next page...*

*Continued from previous page...*

Atom-1	Atom-2	Interatomic distance (Å)	Clash overlap (Å)
1:A:105:TYR:N	1:A:105:TYR:CD1	2.80	0.49
1:A:664:THR:HA	1:A:720:ARG:HE	1.77	0.49
1:A:1359:GLY:O	1:A:1360:CYS:CB	2.58	0.49
1:B:720:ARG:O	1:B:722:GLY:N	2.45	0.49
1:B:953:ILE:O	1:B:954:ALA:C	2.50	0.49
1:B:1316:GLU:O	1:B:1317:THR:C	2.46	0.49
1:B:1401:LEU:HD11	1:B:1405:ILE:HB	1.94	0.49
1:C:62:ILE:O	1:C:62:ILE:CG2	2.60	0.49
1:C:442:MET:CE	1:C:447:LEU:HA	2.41	0.49
1:C:621:ILE:HG12	1:C:657:VAL:HG12	1.93	0.49
1:C:676:ALA:O	1:C:679:HIS:N	2.45	0.49
1:C:705:LEU:HD23	1:C:705:LEU:N	2.26	0.49
1:C:731:SER:HA	1:C:747:SER:CB	2.42	0.49
1:D:236:THR:HG22	1:D:328:ASP:N	2.24	0.49
1:D:290:THR:O	1:D:294:VAL:HG23	2.12	0.49
1:D:452:GLN:HG3	1:D:764:THR:HG22	1.94	0.49
1:D:479:MET:HG3	1:D:1104:MET:SD	2.52	0.49
1:D:569:ILE:HG22	1:D:589:ILE:HG22	1.93	0.49
1:D:1394:VAL:HG11	1:D:1401:LEU:CD2	2.40	0.49
1:E:105:TYR:N	1:E:105:TYR:CD1	2.80	0.49
1:E:235:ASN:ND2	1:E:236:THR:N	2.38	0.49
1:E:353:MET:O	1:E:353:MET:HG3	2.11	0.49
1:E:454:PHE:CD2	1:E:648:GLU:HA	2.47	0.49
1:E:676:ALA:O	1:E:679:HIS:N	2.45	0.49
1:E:731:SER:HA	1:E:747:SER:CB	2.42	0.49
1:F:197:ASP:OD1	1:F:199:ARG:HB2	2.12	0.49
1:F:290:THR:CG2	1:F:291:ALA:N	2.75	0.49
1:F:430:VAL:HG22	1:F:557:ALA:HB3	1.94	0.49
1:F:451:GLN:OE1	1:F:773:LEU:HD11	2.11	0.49
1:F:515:ARG:NE	1:F:1367:TYR:HE1	2.09	0.49
1:F:720:ARG:O	1:F:722:GLY:N	2.45	0.49
1:F:780:ARG:NH2	2:I:54:PHE:CD1	2.78	0.49
2:G:55:CYS:SG	2:G:65:ILE:HD12	2.52	0.49
2:G:77:LEU:CA	2:G:127:ILE:HD11	2.39	0.49
2:H:166:LEU:HD23	2:H:461:ALA:CB	2.36	0.49
2:H:366:ARG:HE	2:H:391:GLN:CD	2.15	0.49
2:H:416:LYS:HE3	2:H:433:ASN:CB	2.41	0.49
2:I:132:TRP:HD1	2:I:202:ARG:CB	2.24	0.49
2:J:230:ARG:NH2	2:J:434:MET:HE1	2.27	0.49
2:J:388:PHE:CE2	2:J:390:VAL:CG1	2.95	0.49
2:J:415:LEU:HD22	2:J:416:LYS:N	2.27	0.49

*Continued on next page...*

*Continued from previous page...*

Atom-1	Atom-2	Interatomic distance (Å)	Clash overlap (Å)
2:K:43:GLN:NE2	2:K:123:VAL:HG13	2.26	0.49
2:K:181:ARG:C	2:K:181:ARG:HH11	2.14	0.49
2:K:349:ALA:HB3	2:K:350:PRO:CD	2.39	0.49
2:L:31:ILE:HD12	2:L:31:ILE:C	2.31	0.49
2:L:161:ALA:CB	2:L:454:ILE:HG12	2.40	0.49
1:A:21:GLY:O	1:A:22:ILE:C	2.49	0.49
1:A:116:ILE:HD13	1:A:190:THR:HG21	1.94	0.49
1:A:510:PRO:HD2	1:A:970:PRO:CB	2.34	0.49
1:B:1057:THR:HG22	1:B:1058:LEU:N	2.22	0.49
1:B:1104:MET:C	2:G:54:PHE:CZ	2.81	0.49
1:B:1211:LEU:HG	1:B:1215:ILE:HD11	1.94	0.49
1:C:454:PHE:CD2	1:C:648:GLU:HA	2.47	0.49
1:C:825:LEU:HD12	1:C:1186:ARG:NH1	2.13	0.49
1:C:847:THR:HG21	1:E:1218:ASP:OD2	2.12	0.49
1:C:896:PRO:HG2	1:E:1226:GLY:HA3	1.94	0.49
1:C:997:THR:CG2	1:C:998:VAL:N	2.73	0.49
1:C:1023:ILE:HD12	1:C:1023:ILE:N	2.27	0.49
1:C:1359:GLY:O	1:C:1360:CYS:HB3	2.12	0.49
1:C:1458:VAL:HG13	1:C:1459:PRO:CD	2.42	0.49
1:E:62:ILE:O	1:E:62:ILE:CG2	2.60	0.49
1:E:509:PRO:HB3	1:E:975:TYR:HD1	1.77	0.49
1:E:763:ALA:O	1:E:767:ASN:HB2	2.11	0.49
1:E:1023:ILE:HD12	1:E:1023:ILE:N	2.27	0.49
1:F:236:THR:OG1	1:F:718:SER:HB3	2.12	0.49
1:F:515:ARG:NH2	1:F:966:ILE:HB	2.16	0.49
1:F:1058:LEU:C	1:F:1059:ASN:HD22	2.14	0.49
2:G:77:LEU:HD22	2:G:130:THR:CG2	2.42	0.49
2:G:93:ILE:HD12	2:G:96:ARG:HD2	1.94	0.49
2:G:302:MET:HG3	2:G:333:GLU:OE2	2.11	0.49
2:G:415:LEU:HD23	2:G:432:THR:HG23	1.94	0.49
2:G:430:LYS:HG2	2:G:459:ASP:OD1	2.13	0.49
2:H:43:GLN:OE1	2:H:119:THR:HG23	2.12	0.49
2:H:415:LEU:HD22	2:H:416:LYS:N	2.27	0.49
2:H:426:ASP:HB3	2:H:429:THR:OG1	2.12	0.49
2:I:32:TYR:CD1	2:I:34:ARG:CD	2.94	0.49
2:I:77:LEU:HD22	2:I:130:THR:CG2	2.41	0.49
2:I:134:GLN:CB	2:I:136:TRP:CD1	2.94	0.49
2:I:201:GLU:O	2:I:204:VAL:HG13	2.11	0.49
2:I:259:VAL:O	2:I:396:ILE:HA	2.12	0.49
2:I:415:LEU:HD22	2:I:416:LYS:N	2.27	0.49
2:J:93:ILE:HD12	2:J:96:ARG:HD2	1.94	0.49

*Continued on next page...*

*Continued from previous page...*

Atom-1	Atom-2	Interatomic distance (Å)	Clash overlap (Å)
2:J:434:MET:CB	2:J:437:VAL:HG12	2.42	0.49
2:K:134:GLN:CB	2:K:136:TRP:CD1	2.94	0.49
2:K:479:ALA:O	2:K:480:ALA:HB3	2.12	0.49
2:L:32:TYR:CD1	2:L:34:ARG:CD	2.94	0.49
2:L:259:VAL:O	2:L:396:ILE:HA	2.12	0.49
2:L:292:VAL:HG22	2:L:394:LEU:CD1	2.30	0.49
2:L:468:ALA:O	2:L:471:LYS:HB2	2.12	0.49
1:A:207:TYR:N	1:A:207:TYR:HD1	2.08	0.49
1:A:243:TRP:HA	1:A:243:TRP:CE3	2.47	0.49
1:A:359:THR:HG23	1:A:378:GLN:C	2.32	0.49
1:A:369:THR:O	1:A:371:MET:N	2.43	0.49
1:A:492:TYR:C	1:A:492:TYR:CD1	2.86	0.49
1:A:1417:VAL:HG12	1:A:1418:GLY:N	2.27	0.49
1:B:290:THR:O	1:B:294:VAL:HG23	2.12	0.49
1:B:337:ASP:OD1	1:B:337:ASP:C	2.49	0.49
1:C:1149:ILE:O	1:C:1149:ILE:CG2	2.59	0.49
1:C:1368:MET:HB3	1:C:1387:MET:HG3	1.93	0.49
1:D:197:ASP:OD1	1:D:199:ARG:HB2	2.12	0.49
1:D:670:LEU:HD22	1:D:670:LEU:C	2.31	0.49
1:D:690:GLU:CD	1:D:690:GLU:H	2.15	0.49
1:D:911:ALA:O	1:D:912:SER:C	2.50	0.49
1:D:1204:ARG:O	1:D:1206:GLU:N	2.45	0.49
1:E:53:LYS:O	1:E:54:PHE:C	2.50	0.49
1:E:227:MET:HE3	1:E:282:GLU:CG	2.42	0.49
1:E:689:LEU:O	1:E:689:LEU:HG	2.11	0.49
1:E:731:SER:HB2	1:E:747:SER:HB2	1.94	0.49
1:E:824:GLN:HE21	1:E:824:GLN:HA	1.65	0.49
1:E:1243:GLY:O	1:E:1244:THR:C	2.49	0.49
1:F:249:THR:O	1:F:249:THR:CG2	2.55	0.49
1:F:295:LYS:CB	1:F:390:MET:HE1	2.41	0.49
1:F:302:ALA:HB2	1:F:347:ARG:HH11	1.76	0.49
1:F:310:PRO:CG	1:F:404:ARG:NH2	2.66	0.49
1:F:1278:ALA:O	1:F:1279:PHE:HB2	2.12	0.49
2:G:65:ILE:N	2:G:66:PRO:HD2	2.28	0.49
2:G:109:VAL:O	2:G:112:GLN:HG2	2.09	0.49
2:G:169:LYS:HZ3	2:G:461:ALA:HB1	1.77	0.49
2:G:266:THR:HG23	2:G:270:LYS:HZ2	1.76	0.49
2:G:431:MET:CG	2:G:438:PHE:CE2	2.94	0.49
2:H:174:HIS:HD2	2:H:176:TYR:CD1	2.30	0.49
2:H:212:VAL:CG2	2:H:214:TYR:CE1	2.95	0.49
2:H:259:VAL:O	2:H:396:ILE:HA	2.12	0.49

*Continued on next page...*

*Continued from previous page...*

Atom-1	Atom-2	Interatomic distance (Å)	Clash overlap (Å)
2:H:349:ALA:HB3	2:H:350:PRO:CD	2.39	0.49
2:I:93:ILE:HD12	2:I:96:ARG:HD2	1.94	0.49
2:I:226:LEU:N	2:I:227:PRO:HD2	2.28	0.49
2:I:249:LYS:O	2:I:250:ALA:HB3	2.11	0.49
2:J:174:HIS:HD2	2:J:176:TYR:CD1	2.30	0.49
2:J:249:LYS:CE	2:J:258:ILE:HD13	2.42	0.49
2:J:249:LYS:O	2:J:250:ALA:HB3	2.11	0.49
2:J:286:ASN:HB2	2:J:311:GLN:NE2	2.26	0.49
2:K:134:GLN:HB3	2:K:136:TRP:NE1	2.27	0.49
2:K:366:ARG:HE	2:K:391:GLN:CD	2.15	0.49
2:K:388:PHE:CE2	2:K:390:VAL:HG13	2.46	0.49
2:K:415:LEU:HD22	2:K:416:LYS:N	2.27	0.49
2:L:431:MET:CG	2:L:438:PHE:CE2	2.94	0.49
1:A:225:PHE:HB3	1:A:278:ASP:OD2	2.12	0.49
1:A:342:VAL:HG11	1:A:390:MET:CE	2.37	0.49
1:A:393:VAL:HG12	1:A:394:ASP:N	2.23	0.49
1:A:710:LYS:CG	1:A:939:GLY:HA3	2.34	0.49
1:A:791:GLU:O	1:A:795:ILE:HG13	2.11	0.49
1:A:877:ARG:CG	1:C:1229:MET:CA	2.80	0.49
1:A:960:THR:CG2	1:A:963:VAL:HG21	2.42	0.49
1:A:1023:ILE:HD12	1:A:1023:ILE:N	2.27	0.49
1:A:1228:LYS:HD3	1:E:901:ASP:CG	2.32	0.49
1:A:1368:MET:HB3	1:A:1387:MET:HG3	1.94	0.49
1:A:1415:ILE:CG2	1:A:1421:GLU:HB2	2.41	0.49
1:A:1417:VAL:CG1	1:A:1418:GLY:N	2.73	0.49
1:A:1442:GLU:OE2	2:L:374:ALA:C	2.50	0.49
1:B:260:MET:O	1:B:261:GLN:C	2.48	0.49
1:B:353:MET:CE	1:B:366:GLY:O	2.60	0.49
1:B:572:THR:CG2	1:B:615:ARG:HB3	2.42	0.49
1:B:820:ARG:CB	1:B:821:PRO:HD2	2.37	0.49
1:B:1207:VAL:HG13	1:B:1208:PRO:HD2	1.93	0.49
1:B:1407:ASP:O	1:B:1408:GLU:C	2.50	0.49
1:D:30:HIS:HD2	1:D:31:ARG:N	2.10	0.49
1:D:608:ASP:OD2	1:D:647:ALA:N	2.42	0.49
1:D:1184:ASN:O	1:D:1186:ARG:N	2.46	0.49
1:D:1227:GLU:OE2	1:F:902:ASN:CG	2.42	0.49
1:E:228:LEU:HD22	1:E:278:ASP:HA	1.94	0.49
1:E:345:MET:HE2	1:E:385:LEU:HB2	1.93	0.49
1:E:359:THR:HG23	1:E:378:GLN:C	2.32	0.49
1:E:359:THR:HG23	1:E:378:GLN:CB	2.41	0.49
1:E:636:LEU:O	1:E:637:ARG:C	2.50	0.49

*Continued on next page...*



*Continued from previous page...*

Atom-1	Atom-2	Interatomic distance (Å)	Clash overlap (Å)
1:E:780:ARG:HB3	2:L:52:VAL:N	2.26	0.49
1:E:1054:GLN:O	1:E:1057:THR:HB	2.12	0.49
1:E:1289:MET:HE2	1:E:1289:MET:N	2.28	0.49
1:F:111:PRO:C	1:F:112:ILE:HG23	2.33	0.49
1:F:402:ARG:O	1:F:403:ASP:C	2.51	0.49
1:F:556:ARG:O	1:F:557:ALA:C	2.48	0.49
1:F:777:GLY:O	1:F:788:HIS:CE1	2.51	0.49
1:F:868:HIS:O	1:F:869:GLY:C	2.50	0.49
1:F:1407:ASP:O	1:F:1408:GLU:C	2.50	0.49
2:G:43:GLN:OE1	2:G:119:THR:HG23	2.12	0.49
2:G:132:TRP:HD1	2:G:202:ARG:CB	2.24	0.49
2:G:134:GLN:HB3	2:G:136:TRP:NE1	2.26	0.49
2:G:200:VAL:O	2:G:204:VAL:HG12	2.12	0.49
2:G:286:ASN:HB2	2:G:311:GLN:NE2	2.26	0.49
2:G:388:PHE:CE2	2:G:390:VAL:HG13	2.46	0.49
2:H:257:ASN:O	2:H:394:LEU:HD23	2.12	0.49
2:H:469:LYS:CD	2:H:476:VAL:HB	2.38	0.49
2:I:249:LYS:CE	2:I:258:ILE:HD13	2.42	0.49
2:I:366:ARG:HE	2:I:391:GLN:CD	2.15	0.49
2:I:434:MET:CB	2:I:437:VAL:HG12	2.42	0.49
2:J:134:GLN:HB3	2:J:136:TRP:NE1	2.26	0.49
2:J:290:LYS:HB3	2:J:393:ASP:OD2	2.11	0.49
2:J:415:LEU:CD2	2:J:432:THR:HG23	2.41	0.49
2:J:430:LYS:HG2	2:J:459:ASP:OD1	2.13	0.49
2:K:418:THR:HG1	2:K:420:TRP:HD1	1.58	0.49
2:L:93:ILE:HD12	2:L:96:ARG:HD2	1.94	0.49
1:A:51:PRO:HG3	1:A:200:PHE:CD2	2.48	0.49
1:A:203:ASP:OD1	1:A:203:ASP:N	2.44	0.49
1:A:689:LEU:O	1:A:689:LEU:HG	2.11	0.49
1:A:780:ARG:HB3	2:J:51:GLY:O	2.11	0.49
1:A:969:PRO:HD2	1:A:970:PRO:CD	2.42	0.49
1:A:1218:ASP:OD2	1:E:847:THR:HG21	2.12	0.49
1:A:1359:GLY:O	1:A:1360:CYS:HB3	2.12	0.49
1:B:526:LEU:N	1:B:526:LEU:CD1	2.64	0.49
1:B:594:GLU:O	1:B:597:VAL:N	2.45	0.49
1:B:690:GLU:CD	1:B:690:GLU:H	2.15	0.49
1:B:780:ARG:NH2	2:G:54:PHE:CD1	2.78	0.49
1:B:797:THR:HG23	1:B:812:LYS:HE2	1.94	0.49
1:B:1146:VAL:O	1:B:1147:ARG:C	2.46	0.49
1:B:1184:ASN:O	1:B:1186:ARG:N	2.46	0.49
1:C:47:HIS:HE1	1:C:176:SER:CB	2.25	0.49

*Continued on next page...*

*Continued from previous page...*

Atom-1	Atom-2	Interatomic distance (Å)	Clash overlap (Å)
1:C:53:LYS:O	1:C:54:PHE:C	2.50	0.49
1:C:90:ARG:HB3	1:C:107:TRP:CH2	2.48	0.49
1:C:492:TYR:CG	1:C:761:GLN:HG2	2.47	0.49
1:C:877:ARG:CG	1:E:1229:MET:CA	2.80	0.49
1:D:236:THR:OG1	1:D:718:SER:HB3	2.12	0.49
1:D:355:TYR:CD1	1:D:355:TYR:O	2.65	0.49
1:D:430:VAL:HG22	1:D:557:ALA:HB3	1.94	0.49
1:D:589:ILE:O	1:D:593:THR:OG1	2.28	0.49
1:D:838:VAL:HG12	1:D:839:PRO:CD	2.39	0.49
1:D:991:ASN:OD1	1:D:991:ASN:C	2.50	0.49
1:E:21:GLY:O	1:E:22:ILE:C	2.49	0.49
1:E:90:ARG:HB3	1:E:107:TRP:CH2	2.48	0.49
1:E:754:ILE:O	1:E:755:GLN:C	2.48	0.49
1:E:798:LEU:O	1:E:802:VAL:HG22	2.12	0.49
1:E:1421:GLU:HG3	1:E:1451:VAL:HG11	1.94	0.49
1:F:242:ASN:HA	1:F:245:LYS:HG3	1.95	0.49
1:F:290:THR:O	1:F:294:VAL:HG23	2.12	0.49
1:F:353:MET:CE	1:F:366:GLY:O	2.60	0.49
1:F:704:LEU:C	1:F:706:LYS:H	2.14	0.49
1:F:810:PHE:O	1:F:813:TYR:HB3	2.13	0.49
1:F:978:GLU:O	1:F:981:ALA:HB3	2.13	0.49
1:F:1427:LEU:O	1:F:1430:GLU:N	2.46	0.49
2:G:302:MET:SD	2:G:333:GLU:HG3	2.53	0.49
2:G:415:LEU:HD22	2:G:416:LYS:N	2.27	0.49
2:G:418:THR:HG1	2:G:420:TRP:HD1	1.60	0.49
2:I:65:ILE:N	2:I:66:PRO:HD2	2.28	0.49
2:I:388:PHE:CE2	2:I:390:VAL:CG1	2.95	0.49
2:I:416:LYS:HE3	2:I:433:ASN:CB	2.41	0.49
2:I:431:MET:CG	2:I:438:PHE:CE2	2.94	0.49
2:I:454:ILE:HD13	2:I:454:ILE:C	2.33	0.49
2:I:479:ALA:O	2:I:480:ALA:HB3	2.12	0.49
2:J:302:MET:SD	2:J:333:GLU:HG3	2.53	0.49
2:K:55:CYS:SG	2:K:65:ILE:HD12	2.52	0.49
2:K:259:VAL:O	2:K:396:ILE:HA	2.12	0.49
2:K:431:MET:CG	2:K:438:PHE:CE2	2.94	0.49
2:K:432:THR:HB	2:K:437:VAL:HG13	1.95	0.49
2:L:92:GLU:HG3	2:L:203:ARG:HH12	1.78	0.49
2:L:132:TRP:HD1	2:L:202:ARG:CB	2.24	0.49
2:L:415:LEU:HD22	2:L:416:LYS:N	2.27	0.49
1:A:442:MET:CE	1:A:447:LEU:HA	2.41	0.49
1:A:652:THR:HG21	1:A:703:GLY:CA	2.41	0.49

*Continued on next page...*

*Continued from previous page...*

Atom-1	Atom-2	Interatomic distance (Å)	Clash overlap (Å)
1:A:1075:THR:O	1:A:1076:GLY:C	2.50	0.49
1:B:211:TYR:CD1	1:B:212:SER:N	2.80	0.49
1:B:1417:VAL:HG12	1:B:1419:HIS:N	2.26	0.49
1:B:1460:LYS:O	1:B:1462:MET:N	2.44	0.49
1:C:83:LEU:O	1:C:84:ASP:C	2.50	0.49
1:C:643:ASN:HB3	1:C:665:THR:HG21	1.93	0.49
1:C:1441:ALA:O	1:C:1444:LEU:HB2	2.13	0.49
1:D:253:HIS:CE1	1:D:254:PRO:CD	2.88	0.49
1:D:260:MET:O	1:D:263:LEU:CB	2.55	0.49
1:D:864:SER:HG	1:D:867:ALA:H	1.60	0.49
1:D:979:ASP:O	1:D:980:LEU:C	2.49	0.49
1:D:1401:LEU:HD11	1:D:1405:ILE:HB	1.94	0.49
1:E:116:ILE:HD13	1:E:190:THR:HG21	1.94	0.49
1:E:359:THR:CG2	1:E:378:GLN:HA	2.42	0.49
1:E:970:PRO:O	1:E:970:PRO:CG	2.60	0.49
1:E:1075:THR:O	1:E:1076:GLY:C	2.50	0.49
1:F:594:GLU:O	1:F:597:VAL:N	2.45	0.49
2:G:71:LEU:HA	2:G:74:GLU:HG2	1.95	0.49
2:G:92:GLU:HG3	2:G:203:ARG:HH12	1.78	0.49
2:H:55:CYS:SG	2:H:65:ILE:HD12	2.52	0.49
2:H:302:MET:SD	2:H:333:GLU:HG3	2.53	0.49
2:H:320:TYR:HD2	2:H:346:TRP:CG	2.31	0.49
2:H:430:LYS:HG2	2:H:459:ASP:OD1	2.12	0.49
2:I:212:VAL:CG2	2:I:214:TYR:CE1	2.95	0.49
2:J:65:ILE:N	2:J:66:PRO:HD2	2.28	0.49
2:J:257:ASN:O	2:J:394:LEU:HD23	2.12	0.49
2:J:426:ASP:HB3	2:J:429:THR:OG1	2.12	0.49
2:K:43:GLN:OE1	2:K:119:THR:HG23	2.12	0.49
2:L:479:ALA:O	2:L:480:ALA:HB3	2.12	0.49
1:A:228:LEU:HD22	1:A:278:ASP:HA	1.94	0.49
1:A:359:THR:CG2	1:A:378:GLN:HA	2.42	0.49
1:B:260:MET:HE2	1:B:260:MET:HB2	1.75	0.49
1:B:479:MET:HG3	1:B:1104:MET:SD	2.52	0.49
1:B:868:HIS:O	1:B:869:GLY:C	2.50	0.49
1:B:875:MET:O	1:B:876:ASN:C	2.47	0.49
1:B:1228:LYS:HB2	1:D:900:GLY:C	2.33	0.49
1:C:110:VAL:O	1:C:112:ILE:HG23	2.13	0.49
1:C:484:PRO:HG3	1:C:823:MET:HG3	1.94	0.49
1:D:417:ASP:HA	1:D:420:VAL:HG12	1.94	0.49
1:D:505:GLN:NE2	1:D:1001:VAL:N	2.55	0.49
1:D:953:ILE:O	1:D:954:ALA:C	2.50	0.49

*Continued on next page...*

*Continued from previous page...*

Atom-1	Atom-2	Interatomic distance (Å)	Clash overlap (Å)
1:E:191:PHE:CE1	1:E:192:TYR:CE1	3.01	0.49
1:E:345:MET:HE2	1:E:385:LEU:CB	2.42	0.49
1:E:508:ASN:HB2	1:E:509:PRO:HD2	1.95	0.49
1:E:782:ARG:HG2	2:L:53:PRO:HD2	0.55	0.49
1:E:1068:ARG:NE	1:E:1089:GLU:OE1	2.39	0.49
1:E:1318:ASN:H	1:E:1318:ASN:HD22	1.60	0.49
1:E:1368:MET:HB3	1:E:1387:MET:HG3	1.94	0.49
1:E:1441:ALA:O	1:E:1444:LEU:HB2	2.13	0.49
1:F:430:VAL:HG13	1:F:554:GLU:CA	2.37	0.49
1:F:437:GLY:O	1:F:438:GLU:C	2.48	0.49
1:F:850:ARG:HD2	1:F:878:ILE:HD12	1.93	0.49
1:F:1163:GLY:O	1:F:1165:THR:N	2.45	0.49
2:G:212:VAL:CG2	2:G:214:TYR:CE1	2.95	0.49
2:G:259:VAL:O	2:G:396:ILE:HA	2.12	0.49
2:H:68:TRP:CD1	2:H:69:LEU:N	2.80	0.49
2:H:226:LEU:N	2:H:227:PRO:HD2	2.28	0.49
2:I:43:GLN:OE1	2:I:119:THR:HG23	2.12	0.49
2:I:257:ASN:O	2:I:394:LEU:HD23	2.12	0.49
2:J:331:GLN:HA	2:J:334:VAL:HG22	1.93	0.49
2:K:161:ALA:CB	2:K:454:ILE:HG12	2.40	0.49
2:K:302:MET:SD	2:K:333:GLU:HG3	2.53	0.49
2:L:43:GLN:OE1	2:L:119:THR:HG23	2.12	0.49
2:L:134:GLN:HB3	2:L:136:TRP:NE1	2.26	0.49
2:L:181:ARG:HD3	2:L:182:MET:O	2.13	0.49
2:L:200:VAL:O	2:L:204:VAL:HG12	2.12	0.49
2:L:226:LEU:N	2:L:227:PRO:HD2	2.28	0.49
2:L:415:LEU:HD23	2:L:432:THR:HG23	1.94	0.49
1:A:90:ARG:HB3	1:A:107:TRP:CH2	2.48	0.49
1:A:182:MET:HE1	1:A:217:PRO:C	2.30	0.49
1:A:484:PRO:HG3	1:A:823:MET:HG3	1.94	0.49
1:A:508:ASN:HB2	1:A:509:PRO:HD2	1.94	0.49
1:A:1440:ALA:O	1:A:1443:ILE:N	2.42	0.49
1:B:417:ASP:HA	1:B:420:VAL:HG12	1.95	0.49
1:B:1236:ARG:C	1:B:1238:THR:H	2.15	0.49
1:B:1435:THR:HG23	1:B:1437:SER:CB	2.42	0.49
1:C:499:PHE:HE2	1:C:742:MET:CE	2.26	0.49
1:C:521:SER:OG	1:C:522:LEU:N	2.45	0.49
1:C:1221:PRO:CG	1:C:1229:MET:HE2	2.34	0.49
1:C:1438:ARG:CZ	2:J:376:GLY:C	2.80	0.49
1:D:175:ARG:HH11	1:D:175:ARG:CG	2.19	0.49
1:D:476:ILE:HA	1:D:1034:PRO:HA	1.94	0.49

*Continued on next page...*

*Continued from previous page...*

Atom-1	Atom-2	Interatomic distance (Å)	Clash overlap (Å)
1:D:782:ARG:CB	2:H:56:GLN:NE2	2.41	0.49
1:D:810:PHE:O	1:D:813:TYR:HB3	2.13	0.49
1:E:15:ARG:HG3	1:E:19:GLU:HG3	1.94	0.49
1:E:110:VAL:HG12	1:E:111:PRO:N	2.28	0.49
1:E:1111:ASN:OD1	1:E:1119:VAL:CG2	2.37	0.49
1:F:419:TRP:O	1:F:540:THR:CG2	2.59	0.49
1:F:1184:ASN:O	1:F:1186:ARG:N	2.46	0.49
2:G:277:VAL:CG1	2:G:279:ALA:H	2.26	0.49
2:G:434:MET:CB	2:G:437:VAL:HG12	2.42	0.49
2:H:200:VAL:O	2:H:204:VAL:HG12	2.12	0.49
2:I:92:GLU:HG3	2:I:203:ARG:HH12	1.78	0.49
2:I:174:HIS:HD2	2:I:176:TYR:CD1	2.30	0.49
2:I:302:MET:SD	2:I:333:GLU:HG3	2.53	0.49
2:I:320:TYR:HD2	2:I:346:TRP:CG	2.31	0.49
2:I:353:PHE:CE1	2:I:370:GLY:CA	2.96	0.49
2:J:68:TRP:CD1	2:J:69:LEU:N	2.80	0.49
2:J:226:LEU:N	2:J:227:PRO:HD2	2.28	0.49
2:J:454:ILE:HD13	2:J:454:ILE:C	2.33	0.49
2:K:181:ARG:HD3	2:K:182:MET:O	2.13	0.49
2:K:200:VAL:O	2:K:204:VAL:HG12	2.12	0.49
2:K:212:VAL:CG2	2:K:214:TYR:CE1	2.95	0.49
2:K:249:LYS:O	2:K:250:ALA:HB3	2.11	0.49
2:K:257:ASN:O	2:K:394:LEU:HD23	2.12	0.49
2:K:345:ILE:HG12	2:K:345:ILE:O	2.13	0.49
2:K:353:PHE:CE1	2:K:370:GLY:CA	2.96	0.49
2:K:415:LEU:HD23	2:K:432:THR:HG23	1.94	0.49
2:K:449:LEU:CD2	2:K:452:TRP:CG	2.93	0.49
2:K:469:LYS:HD2	2:K:476:VAL:CB	2.39	0.49
2:L:55:CYS:SG	2:L:65:ILE:HD12	2.52	0.49
2:L:324:ARG:HA	2:L:346:TRP:CZ2	2.46	0.49
2:L:449:LEU:CD2	2:L:451:VAL:HG13	2.27	0.49
1:A:110:VAL:O	1:A:112:ILE:HG23	2.13	0.49
1:A:454:PHE:CD2	1:A:648:GLU:HA	2.47	0.49
1:A:466:HIS:HB3	1:A:467:PRO:HD3	1.94	0.49
1:A:661:VAL:O	1:A:661:VAL:CG1	2.61	0.49
1:A:917:VAL:HG13	1:A:922:LEU:HD21	1.95	0.49
1:A:1366:GLU:HG2	1:A:1367:TYR:CE2	2.47	0.49
1:B:901:ASP:OD2	1:F:1228:LYS:HD3	2.13	0.49
1:B:1113:CYS:O	1:B:1114:PRO:C	2.48	0.49
1:C:68:ASP:OD1	1:C:68:ASP:N	2.44	0.49
1:C:80:ARG:O	1:C:80:ARG:HG3	2.12	0.49

*Continued on next page...*

*Continued from previous page...*

Atom-1	Atom-2	Interatomic distance (Å)	Clash overlap (Å)
1:C:218:THR:HG22	1:C:218:THR:O	2.08	0.49
1:C:294:VAL:O	1:C:295:LYS:C	2.47	0.49
1:C:780:ARG:HB3	2:K:51:GLY:O	2.11	0.49
1:C:1075:THR:O	1:C:1076:GLY:C	2.50	0.49
1:C:1395:TYR:CD2	1:C:1443:ILE:HD13	2.48	0.49
1:C:1447:TRP:HA	1:C:1447:TRP:CE3	2.48	0.49
1:D:1211:LEU:HG	1:D:1215:ILE:HD11	1.94	0.49
1:D:1236:ARG:C	1:D:1238:THR:H	2.15	0.49
1:D:1427:LEU:O	1:D:1430:GLU:N	2.46	0.49
1:E:110:VAL:O	1:E:112:ILE:HG23	2.13	0.49
1:E:213:THR:O	1:E:214:ASN:ND2	2.43	0.49
1:E:550:LEU:HD13	1:E:555:PHE:HA	1.95	0.49
1:E:965:LEU:HA	1:E:965:LEU:HD23	1.33	0.49
1:E:1184:ASN:O	1:E:1187:LEU:N	2.44	0.49
1:E:1219:ALA:C	1:E:1221:PRO:HD2	2.34	0.49
1:E:1396:ASP:OD1	1:E:1396:ASP:O	2.30	0.49
1:E:1442:GLU:OE2	2:K:374:ALA:C	2.50	0.49
1:F:831:LEU:HD13	1:F:1084:MET:HE3	1.94	0.49
1:F:1057:THR:HG22	1:F:1058:LEU:N	2.22	0.49
2:G:250:ALA:CB	2:G:251:PRO:HD2	2.35	0.49
2:G:432:THR:HB	2:G:437:VAL:HG13	1.95	0.49
2:H:174:HIS:CD2	2:H:176:TYR:CZ	3.01	0.49
2:H:277:VAL:CG1	2:H:279:ALA:H	2.26	0.49
2:H:353:PHE:CE1	2:H:370:GLY:CA	2.96	0.49
2:H:367:ILE:HD12	2:H:369:LEU:HD11	1.93	0.49
2:I:468:ALA:O	2:I:471:LYS:HB2	2.12	0.49
2:J:55:CYS:SG	2:J:65:ILE:HD12	2.52	0.49
2:J:174:HIS:CD2	2:J:176:TYR:CZ	3.01	0.49
2:J:259:VAL:O	2:J:396:ILE:HA	2.12	0.49
2:J:345:ILE:O	2:J:345:ILE:HG12	2.13	0.49
2:L:71:LEU:HA	2:L:74:GLU:HG2	1.95	0.49
2:L:93:ILE:HD11	2:L:195:LEU:CD2	2.30	0.49
2:L:418:THR:CB	2:L:424:LEU:HD11	2.23	0.49
1:A:62:ILE:O	1:A:62:ILE:CG2	2.60	0.49
1:A:235:ASN:ND2	1:A:236:THR:HB	2.27	0.49
1:A:244:MET:C	1:A:246:ALA:N	2.65	0.49
1:A:353:MET:O	1:A:353:MET:HG3	2.11	0.49
1:A:780:ARG:HB3	2:J:52:VAL:N	2.26	0.49
1:A:1054:GLN:O	1:A:1057:THR:HB	2.12	0.49
1:A:1458:VAL:HG13	1:A:1459:PRO:CD	2.42	0.49
1:B:537:GLU:HG3	1:B:538:THR:N	2.08	0.49

*Continued on next page...*

*Continued from previous page...*

Atom-1	Atom-2	Interatomic distance (Å)	Clash overlap (Å)
1:B:978:GLU:O	1:B:981:ALA:HB3	2.13	0.49
1:C:225:PHE:HB3	1:C:278:ASP:OD2	2.12	0.49
1:C:250:ARG:NH2	1:C:639:PHE:CE1	2.79	0.49
1:C:491:LYS:HZ2	1:C:785:GLY:HA3	1.77	0.49
1:C:918:THR:O	1:C:919:ALA:C	2.51	0.49
1:D:211:TYR:HD1	1:D:212:SER:N	2.08	0.49
1:D:342:VAL:HG11	1:D:390:MET:HE2	1.95	0.49
1:D:452:GLN:CG	1:D:764:THR:HG22	2.43	0.49
1:E:51:PRO:HG3	1:E:200:PHE:CD2	2.48	0.49
1:E:83:LEU:O	1:E:84:ASP:C	2.50	0.49
1:E:463:LEU:HA	1:E:463:LEU:HD23	1.48	0.49
1:E:960:THR:CG2	1:E:963:VAL:HG21	2.42	0.49
1:E:1230:GLN:HE21	1:E:1267:ARG:HD3	1.76	0.49
1:F:110:VAL:CG2	1:F:130:GLN:HG3	2.43	0.49
1:F:269:VAL:HG23	1:F:270:GLY:N	2.21	0.49
1:F:389:GLU:CA	1:F:403:ASP:OD2	2.61	0.49
1:F:582:LEU:CB	1:F:755:GLN:HE21	2.26	0.49
1:F:991:ASN:OD1	1:F:991:ASN:C	2.50	0.49
1:F:1159:ASN:C	1:F:1161:VAL:N	2.66	0.49
2:G:450:VAL:HG13	2:G:451:VAL:N	2.28	0.49
2:H:345:ILE:HG12	2:H:345:ILE:O	2.13	0.49
2:H:432:THR:HB	2:H:437:VAL:HG13	1.95	0.49
2:I:32:TYR:CE2	2:I:194:LYS:HB3	2.46	0.49
2:I:68:TRP:CD1	2:I:69:LEU:N	2.80	0.49
2:I:134:GLN:HB3	2:I:136:TRP:NE1	2.27	0.49
2:I:197:LYS:HG2	2:I:273:LEU:CD1	2.43	0.49
2:I:449:LEU:HD11	2:I:451:VAL:CG1	2.31	0.49
2:J:212:VAL:CG2	2:J:214:TYR:CE1	2.95	0.49
2:J:320:TYR:HD2	2:J:346:TRP:CG	2.31	0.49
2:J:349:ALA:HB3	2:J:350:PRO:CD	2.39	0.49
2:K:174:HIS:HD2	2:K:176:TYR:CD1	2.30	0.49
2:K:174:HIS:CD2	2:K:176:TYR:CZ	3.01	0.49
2:K:197:LYS:HG2	2:K:273:LEU:CD1	2.43	0.49
2:L:249:LYS:CE	2:L:258:ILE:HD13	2.42	0.49
2:L:320:TYR:HD2	2:L:346:TRP:CG	2.31	0.49
2:L:430:LYS:HG2	2:L:459:ASP:OD1	2.12	0.49
2:L:454:ILE:HD13	2:L:454:ILE:C	2.33	0.49
1:A:53:LYS:O	1:A:54:PHE:C	2.50	0.48
1:A:452:GLN:NE2	1:A:764:THR:HG23	1.99	0.48
1:A:482:ASP:OD1	1:A:788:HIS:HB3	2.13	0.48
1:A:731:SER:HB2	1:A:747:SER:HB2	1.94	0.48

*Continued on next page...*

*Continued from previous page...*

Atom-1	Atom-2	Interatomic distance (Å)	Clash overlap (Å)
1:A:909:GLN:NE2	1:A:929:GLU:OE1	2.46	0.48
1:A:1369:THR:HG22	1:A:1369:THR:O	2.13	0.48
1:B:110:VAL:CG2	1:B:130:GLN:HG3	2.43	0.48
1:B:227:MET:HE3	1:B:282:GLU:CA	2.27	0.48
1:B:1159:ASN:C	1:B:1161:VAL:N	2.66	0.48
1:B:1163:GLY:O	1:B:1165:THR:N	2.45	0.48
1:C:244:MET:O	1:C:245:LYS:C	2.44	0.48
1:C:561:TYR:C	1:C:561:TYR:CD1	2.86	0.48
1:C:636:LEU:O	1:C:637:ARG:C	2.50	0.48
1:D:24:ALA:C	1:D:26:LYS:N	2.65	0.48
1:D:1228:LYS:HD3	1:F:901:ASP:OD2	2.13	0.48
1:D:1435:THR:HG23	1:D:1437:SER:CB	2.42	0.48
1:E:207:TYR:N	1:E:207:TYR:HD1	2.08	0.48
1:E:244:MET:C	1:E:246:ALA:N	2.65	0.48
1:E:466:HIS:HB3	1:E:467:PRO:HD3	1.94	0.48
1:E:513:SER:HB2	1:E:520:MET:CE	2.43	0.48
1:E:746:ILE:HG23	1:E:1182:ASP:N	2.21	0.48
1:E:909:GLN:NE2	1:E:929:GLU:OE1	2.46	0.48
1:E:1054:GLN:O	1:E:1055:VAL:C	2.49	0.48
1:E:1359:GLY:O	1:E:1360:CYS:CB	2.58	0.48
1:F:30:HIS:HD2	1:F:31:ARG:N	2.10	0.48
1:F:629:THR:O	1:F:630:HIS:C	2.50	0.48
1:F:979:ASP:O	1:F:980:LEU:C	2.49	0.48
1:F:1207:VAL:HG13	1:F:1208:PRO:HD2	1.93	0.48
2:G:174:HIS:CD2	2:G:176:TYR:CZ	3.01	0.48
2:G:226:LEU:N	2:G:227:PRO:HD2	2.28	0.48
2:K:430:LYS:HG2	2:K:459:ASP:OD1	2.13	0.48
2:L:429:THR:CB	2:L:431:MET:HE2	2.42	0.48
1:A:83:LEU:O	1:A:84:ASP:C	2.50	0.48
1:A:430:VAL:HG22	1:A:557:ALA:HB3	1.95	0.48
1:A:491:LYS:HZ1	1:A:785:GLY:HA3	1.76	0.48
1:A:537:GLU:C	1:A:539:GLN:H	2.15	0.48
1:A:705:LEU:HD23	1:A:705:LEU:N	2.26	0.48
1:A:900:GLY:C	1:C:1228:LYS:CB	2.82	0.48
1:A:1091:GLY:C	1:A:1092:ILE:HG13	2.34	0.48
1:A:1281:VAL:HA	1:A:1301:SER:O	2.13	0.48
1:A:1396:ASP:OD1	1:A:1396:ASP:O	2.30	0.48
1:B:430:VAL:HG22	1:B:557:ALA:HB3	1.94	0.48
1:B:728:ILE:CD1	1:B:1047:MET:CE	2.74	0.48
1:B:810:PHE:O	1:B:813:TYR:HB3	2.13	0.48
1:B:1310:THR:HG22	1:B:1311:THR:HG22	1.95	0.48

*Continued on next page...*



*Continued from previous page...*

Atom-1	Atom-2	Interatomic distance (Å)	Clash overlap (Å)
1:C:482:ASP:OD1	1:C:788:HIS:HB3	2.13	0.48
1:C:676:ALA:O	1:C:677:GLU:C	2.50	0.48
1:C:1070:ASP:OD1	1:C:1070:ASP:C	2.52	0.48
1:D:254:PRO:O	1:D:257:GLY:N	2.37	0.48
1:D:1059:ASN:O	1:D:1060:ARG:HB2	2.12	0.48
1:D:1159:ASN:C	1:D:1161:VAL:N	2.66	0.48
1:E:97:ILE:HD13	1:E:133:VAL:HG21	1.95	0.48
1:E:225:PHE:HB3	1:E:278:ASP:OD2	2.12	0.48
1:E:342:VAL:HG11	1:E:390:MET:CE	2.37	0.48
1:E:510:PRO:HD2	1:E:970:PRO:CB	2.34	0.48
1:E:537:GLU:C	1:E:539:GLN:H	2.15	0.48
1:E:672:GLN:CG	1:E:693:MET:CE	2.79	0.48
1:E:1030:THR:HG21	1:E:1033:SER:HB3	1.95	0.48
1:E:1108:CYS:SG	6:E:2476:F3S:S4	2.94	0.48
1:E:1236:ARG:C	1:E:1238:THR:H	2.17	0.48
1:F:211:TYR:HD1	1:F:212:SER:N	2.08	0.48
1:F:354:ARG:NH2	1:F:1292:ALA:O	2.46	0.48
1:F:953:ILE:O	1:F:954:ALA:C	2.50	0.48
1:F:1216:VAL:HG11	1:F:1249:MET:HE1	1.94	0.48
2:G:141:THR:HB	2:G:142:PRO:CD	2.40	0.48
2:G:181:ARG:HD3	2:G:182:MET:O	2.13	0.48
2:G:418:THR:CB	2:G:424:LEU:HD11	2.23	0.48
2:I:181:ARG:HD3	2:I:182:MET:O	2.13	0.48
2:I:450:VAL:HG13	2:I:451:VAL:N	2.28	0.48
2:J:324:ARG:HB3	2:J:324:ARG:NH1	2.28	0.48
2:K:320:TYR:HD2	2:K:346:TRP:CG	2.31	0.48
2:K:323:ASP:HB2	2:K:348:ALA:C	2.34	0.48
2:K:450:VAL:HG13	2:K:451:VAL:N	2.28	0.48
1:A:309:THR:CG2	1:A:314:LYS:HG3	2.42	0.48
1:A:734:LEU:HD12	1:A:738:HIS:CD2	2.41	0.48
1:A:918:THR:O	1:A:919:ALA:C	2.51	0.48
1:A:1007:GLY:N	1:A:1051:GLU:OE2	2.41	0.48
1:A:1057:THR:HG22	1:A:1058:LEU:N	2.28	0.48
1:A:1112:THR:O	2:J:112:GLN:NE2	2.40	0.48
1:A:1184:ASN:O	1:A:1186:ARG:N	2.46	0.48
1:A:1219:ALA:C	1:A:1221:PRO:HD2	2.34	0.48
1:A:1236:ARG:C	1:A:1238:THR:H	2.17	0.48
1:A:1318:ASN:H	1:A:1318:ASN:HD22	1.60	0.48
1:A:1441:ALA:O	1:A:1444:LEU:HB2	2.13	0.48
1:B:389:GLU:CA	1:B:403:ASP:OD2	2.61	0.48
1:B:419:TRP:O	1:B:540:THR:OG1	2.27	0.48

*Continued on next page...*

*Continued from previous page...*

Atom-1	Atom-2	Interatomic distance (Å)	Clash overlap (Å)
1:B:630:HIS:O	1:B:631:LEU:C	2.49	0.48
1:B:846:ILE:O	1:B:847:THR:C	2.48	0.48
1:C:538:THR:O	1:C:538:THR:HG23	2.13	0.48
1:C:633:ARG:NH2	1:C:737:GLU:O	2.39	0.48
1:C:858:MET:HA	4:C:2474:FMN:N5	2.29	0.48
1:C:949:VAL:C	1:C:950:THR:O	2.50	0.48
1:C:1230:GLN:HE21	1:C:1267:ARG:HD3	1.76	0.48
1:C:1236:ARG:C	1:C:1238:THR:N	2.67	0.48
1:C:1396:ASP:OD1	1:C:1399:ASP:N	2.47	0.48
1:D:868:HIS:O	1:D:869:GLY:C	2.50	0.48
1:D:1278:ALA:O	1:D:1279:PHE:HB2	2.12	0.48
1:F:419:TRP:O	1:F:540:THR:OG1	2.27	0.48
1:F:452:GLN:CG	1:F:764:THR:HG22	2.43	0.48
1:F:479:MET:HG3	1:F:1104:MET:SD	2.52	0.48
1:F:797:THR:HG23	1:F:812:LYS:HE2	1.94	0.48
1:F:949:VAL:C	1:F:950:THR:O	2.48	0.48
1:F:1211:LEU:HG	1:F:1215:ILE:HD11	1.94	0.48
1:F:1407:ASP:O	1:F:1409:SER:N	2.47	0.48
2:G:174:HIS:HD2	2:G:176:TYR:CD1	2.30	0.48
2:G:240:THR:HG1	8:G:484:FAD:C5A	2.26	0.48
2:G:249:LYS:O	2:G:250:ALA:HB3	2.11	0.48
2:G:257:ASN:O	2:G:394:LEU:HD23	2.12	0.48
2:G:454:ILE:HD13	2:G:454:ILE:C	2.33	0.48
2:H:65:ILE:N	2:H:66:PRO:HD2	2.28	0.48
2:H:181:ARG:HD3	2:H:182:MET:O	2.13	0.48
2:H:432:THR:HB	2:H:437:VAL:O	2.13	0.48
2:H:449:LEU:CD2	2:H:452:TRP:CG	2.93	0.48
2:I:146:LEU:HD22	2:I:146:LEU:N	2.26	0.48
2:I:415:LEU:HD23	2:I:432:THR:HG23	1.94	0.48
2:I:430:LYS:HG2	2:I:459:ASP:OD1	2.13	0.48
2:J:366:ARG:HE	2:J:391:GLN:CD	2.15	0.48
2:J:450:VAL:HG13	2:J:451:VAL:N	2.28	0.48
2:K:226:LEU:N	2:K:227:PRO:HD2	2.28	0.48
2:L:174:HIS:HD2	2:L:176:TYR:CD1	2.30	0.48
2:L:181:ARG:C	2:L:182:MET:HE3	2.34	0.48
2:L:257:ASN:O	2:L:394:LEU:HD23	2.12	0.48
2:L:277:VAL:CG1	2:L:279:ALA:H	2.26	0.48
1:A:24:ALA:C	1:A:26:LYS:N	2.65	0.48
1:A:87:GLU:O	1:A:90:ARG:N	2.47	0.48
1:A:1326:THR:HG22	1:A:1329:TYR:HB2	1.95	0.48
1:A:1395:TYR:CD2	1:A:1443:ILE:HD13	2.48	0.48

*Continued on next page...*

*Continued from previous page...*

Atom-1	Atom-2	Interatomic distance (Å)	Clash overlap (Å)
1:B:30:HIS:HD2	1:B:31:ARG:N	2.10	0.48
1:B:443:ASP:O	1:B:446:GLU:N	2.40	0.48
1:B:465:LEU:HD21	1:B:675:ILE:HG13	1.95	0.48
1:B:582:LEU:CB	1:B:755:GLN:HE21	2.26	0.48
1:B:900:GLY:C	1:F:1228:LYS:HB2	2.33	0.48
1:B:1008:THR:O	1:B:1011:ALA:HB3	2.14	0.48
1:B:1059:ASN:O	1:B:1060:ARG:HB2	2.12	0.48
1:B:1075:THR:O	1:B:1076:GLY:C	2.50	0.48
1:C:1091:GLY:C	1:C:1092:ILE:HG13	2.34	0.48
1:C:1281:VAL:HA	1:C:1301:SER:O	2.13	0.48
1:D:354:ARG:NH2	1:D:1292:ALA:O	2.46	0.48
1:D:582:LEU:CB	1:D:755:GLN:HE21	2.26	0.48
1:D:594:GLU:O	1:D:597:VAL:N	2.45	0.48
1:D:731:SER:HA	1:D:747:SER:CB	2.43	0.48
1:D:1131:THR:CG2	1:D:1133:GLU:H	2.27	0.48
1:E:54:PHE:HA	1:E:199:ARG:HD2	1.94	0.48
1:E:430:VAL:HG22	1:E:557:ALA:HB3	1.95	0.48
1:E:492:TYR:C	1:E:492:TYR:CD1	2.86	0.48
1:E:552:THR:HG22	1:E:552:THR:O	2.14	0.48
1:E:633:ARG:NH2	1:E:737:GLU:O	2.38	0.48
1:E:643:ASN:HB3	1:E:665:THR:HG21	1.93	0.48
1:E:858:MET:HA	4:E:2474:FMN:N5	2.29	0.48
1:E:1038:ILE:O	1:E:1038:ILE:CG2	2.61	0.48
1:E:1281:VAL:HA	1:E:1301:SER:O	2.13	0.48
1:E:1326:THR:HG22	1:E:1329:TYR:HB2	1.95	0.48
1:E:1359:GLY:O	1:E:1360:CYS:HB3	2.12	0.48
1:F:1310:THR:HG22	1:F:1311:THR:HG22	1.95	0.48
2:G:186:LEU:HD23	2:G:195:LEU:CG	2.43	0.48
2:G:323:ASP:HB2	2:G:348:ALA:C	2.34	0.48
2:I:240:THR:HG1	8:I:484:FAD:C5A	2.27	0.48
2:J:327:MET:HG2	2:J:334:VAL:HG11	1.96	0.48
2:J:345:ILE:HD13	2:J:345:ILE:N	2.17	0.48
2:J:469:LYS:HZ3	2:J:476:VAL:CA	2.24	0.48
2:K:54:PHE:CB	2:K:107:ASN:HB3	2.39	0.48
2:K:327:MET:HG2	2:K:334:VAL:HG11	1.96	0.48
2:K:469:LYS:HZ3	2:K:476:VAL:CA	2.26	0.48
2:L:432:THR:HB	2:L:437:VAL:HG13	1.95	0.48
1:A:54:PHE:HA	1:A:199:ARG:HD2	1.94	0.48
1:A:80:ARG:O	1:A:80:ARG:HG3	2.12	0.48
1:A:550:LEU:HD13	1:A:555:PHE:HA	1.95	0.48
1:A:631:LEU:N	1:A:631:LEU:HD23	2.29	0.48

*Continued on next page...*

*Continued from previous page...*

Atom-1	Atom-2	Interatomic distance (Å)	Clash overlap (Å)
1:A:1374:VAL:C	1:A:1375:ILE:CG1	2.82	0.48
1:A:1447:TRP:HA	1:A:1447:TRP:CE3	2.48	0.48
1:B:290:THR:HG22	1:B:293:MET:H	1.78	0.48
1:B:347:ARG:HB2	1:B:347:ARG:HH11	1.79	0.48
1:B:354:ARG:NH2	1:B:1292:ALA:O	2.46	0.48
1:B:820:ARG:HB3	1:B:821:PRO:HD3	1.94	0.48
1:B:856:PRO:HB3	4:B:2474:FMN:H3'	1.95	0.48
1:C:54:PHE:HA	1:C:199:ARG:HD2	1.94	0.48
1:C:537:GLU:C	1:C:539:GLN:H	2.15	0.48
1:C:805:ASP:O	1:C:805:ASP:CG	2.49	0.48
1:C:1349:ARG:CG	1:C:1349:ARG:NH1	2.75	0.48
1:D:242:ASN:HA	1:D:245:LYS:HG3	1.95	0.48
1:D:260:MET:O	1:D:261:GLN:C	2.48	0.48
1:D:353:MET:CE	1:D:366:GLY:O	2.60	0.48
1:D:402:ARG:O	1:D:403:ASP:C	2.51	0.48
1:D:634:SER:O	1:D:635:ASN:C	2.52	0.48
1:D:978:GLU:O	1:D:981:ALA:HB3	2.13	0.48
1:E:522:LEU:CG	1:E:705:LEU:HD21	2.38	0.48
1:E:1052:VAL:O	1:E:1053:HIS:C	2.51	0.48
1:E:1110:SER:C	1:E:1112:THR:HG23	2.32	0.48
1:E:1395:TYR:CD2	1:E:1443:ILE:HD13	2.48	0.48
1:F:196:LEU:HA	1:F:196:LEU:HD23	1.55	0.48
1:F:290:THR:HG22	1:F:293:MET:H	1.78	0.48
1:F:746:ILE:CG2	1:F:1182:ASP:CB	2.86	0.48
1:F:1401:LEU:HD11	1:F:1405:ILE:HB	1.94	0.48
2:G:124:GLU:O	2:G:127:ILE:HG23	2.14	0.48
2:G:320:TYR:HD2	2:G:346:TRP:CG	2.31	0.48
2:G:331:GLN:HA	2:G:334:VAL:HG22	1.93	0.48
2:H:324:ARG:HB3	2:H:324:ARG:NH1	2.28	0.48
2:I:264:TYR:HD2	2:I:265:LEU:HD23	1.79	0.48
2:J:415:LEU:HD23	2:J:432:THR:HG23	1.94	0.48
2:K:65:ILE:N	2:K:66:PRO:HD2	2.28	0.48
2:K:68:TRP:CD1	2:K:69:LEU:N	2.80	0.48
2:K:92:GLU:HG3	2:K:203:ARG:HH12	1.78	0.48
2:K:186:LEU:HD23	2:K:195:LEU:CG	2.43	0.48
2:K:277:VAL:CG1	2:K:279:ALA:H	2.26	0.48
2:L:65:ILE:N	2:L:66:PRO:HD2	2.28	0.48
2:L:91:PRO:HD2	2:L:203:ARG:HH21	1.79	0.48
2:L:212:VAL:CG2	2:L:214:TYR:CE1	2.95	0.48
2:L:264:TYR:HD2	2:L:265:LEU:HD23	1.79	0.48
2:L:345:ILE:HG12	2:L:345:ILE:O	2.13	0.48

*Continued on next page...*

*Continued from previous page...*

Atom-1	Atom-2	Interatomic distance (Å)	Clash overlap (Å)
2:L:353:PHE:CE1	2:L:370:GLY:CA	2.96	0.48
2:L:434:MET:CB	2:L:437:VAL:HG12	2.42	0.48
1:A:345:MET:HE2	1:A:385:LEU:CB	2.43	0.48
1:A:858:MET:HA	4:A:2474:FMN:N5	2.29	0.48
1:A:876:ASN:CG	1:C:1227:GLU:OE2	2.52	0.48
1:B:295:LYS:CB	1:B:390:MET:HE1	2.44	0.48
1:B:698:LYS:O	1:B:698:LYS:HG2	2.13	0.48
1:B:1131:THR:CG2	1:B:1133:GLU:H	2.27	0.48
1:C:87:GLU:O	1:C:90:ARG:N	2.47	0.48
1:C:191:PHE:CE1	1:C:192:TYR:CE1	3.01	0.48
1:C:213:THR:O	1:C:214:ASN:ND2	2.43	0.48
1:C:466:HIS:HB3	1:C:467:PRO:HD3	1.94	0.48
1:C:917:VAL:HG13	1:C:922:LEU:HD21	1.95	0.48
1:C:960:THR:CG2	1:C:963:VAL:HG21	2.42	0.48
1:D:107:TRP:H	1:D:107:TRP:HD1	1.60	0.48
1:D:290:THR:HG22	1:D:293:MET:H	1.78	0.48
1:D:550:LEU:HB3	1:D:554:GLU:HG3	1.96	0.48
1:D:1163:GLY:O	1:D:1165:THR:N	2.45	0.48
1:E:52:GLN:NE2	1:E:71:LEU:HB2	2.27	0.48
1:E:266:VAL:CG1	1:E:279:THR:HG23	2.33	0.48
1:E:538:THR:O	1:E:538:THR:HG23	2.13	0.48
1:E:1396:ASP:OD1	1:E:1399:ASP:N	2.47	0.48
1:E:1417:VAL:HG12	1:E:1418:GLY:N	2.27	0.48
1:F:465:LEU:HD21	1:F:675:ILE:HG13	1.95	0.48
1:F:727:ALA:HB3	1:F:744:SER:HB2	1.95	0.48
1:F:1059:ASN:O	1:F:1060:ARG:HB2	2.12	0.48
2:G:85:GLN:CD	2:G:91:PRO:HG3	2.34	0.48
2:G:257:ASN:HD21	2:G:394:LEU:CA	2.27	0.48
2:G:367:ILE:HD13	2:G:368:HIS:C	2.34	0.48
2:G:432:THR:HB	2:G:437:VAL:O	2.13	0.48
2:H:323:ASP:HB2	2:H:348:ALA:C	2.34	0.48
2:H:454:ILE:HD13	2:H:454:ILE:C	2.33	0.48
2:I:124:GLU:O	2:I:127:ILE:HG23	2.14	0.48
2:I:327:MET:HG2	2:I:334:VAL:HG11	1.96	0.48
2:J:146:LEU:HD22	2:J:146:LEU:N	2.26	0.48
2:J:175:VAL:HG11	2:J:214:TYR:CG	2.47	0.48
2:K:153:ILE:HG12	2:K:220:VAL:HG22	1.96	0.48
2:K:330:SER:O	2:K:334:VAL:HG22	2.14	0.48
2:K:454:ILE:HD13	2:K:454:ILE:C	2.33	0.48
2:L:150:VAL:HG13	2:L:173:VAL:CA	2.38	0.48
2:L:302:MET:SD	2:L:333:GLU:HG3	2.53	0.48

*Continued on next page...*

*Continued from previous page...*

Atom-1	Atom-2	Interatomic distance (Å)	Clash overlap (Å)
2:L:323:ASP:HB2	2:L:348:ALA:C	2.34	0.48
1:A:15:ARG:HG3	1:A:19:GLU:HG3	1.94	0.48
1:A:74:GLY:HA2	1:A:172:LEU:HD13	1.96	0.48
1:A:509:PRO:O	1:A:509:PRO:HG2	2.14	0.48
1:A:538:THR:O	1:A:538:THR:HG23	2.13	0.48
1:A:636:LEU:O	1:A:637:ARG:C	2.50	0.48
1:A:1038:ILE:O	1:A:1038:ILE:CG2	2.61	0.48
1:A:1228:LYS:CB	1:E:900:GLY:C	2.82	0.48
1:A:1425:LYS:CE	1:A:1447:TRP:CD1	2.97	0.48
1:A:1447:TRP:O	1:A:1451:VAL:HG23	2.14	0.48
1:B:595:ASP:O	1:B:596:ALA:C	2.51	0.48
1:B:794:VAL:CG1	1:B:795:ILE:N	2.74	0.48
1:B:875:MET:HE3	1:B:880:ALA:HB3	1.95	0.48
1:B:953:ILE:O	1:B:955:ARG:N	2.47	0.48
1:B:1407:ASP:O	1:B:1409:SER:N	2.47	0.48
1:C:3:VAL:HG22	1:C:231:ASN:HB2	1.96	0.48
1:C:345:MET:HG2	1:C:349:GLY:HA2	1.95	0.48
1:C:876:ASN:CG	1:E:1227:GLU:OE2	2.52	0.48
1:C:900:GLY:C	1:E:1228:LYS:CB	2.82	0.48
1:C:1038:ILE:O	1:C:1038:ILE:CG2	2.61	0.48
1:C:1243:GLY:O	1:C:1246:LEU:N	2.47	0.48
1:D:302:ALA:HB2	1:D:347:ARG:HH11	1.76	0.48
1:D:389:GLU:CA	1:D:403:ASP:OD2	2.61	0.48
1:D:428:GLU:O	1:D:429:LEU:C	2.51	0.48
1:D:515:ARG:NE	1:D:1367:TYR:HE1	2.09	0.48
1:D:582:LEU:HB2	1:D:755:GLN:HE21	1.79	0.48
1:D:727:ALA:HB3	1:D:744:SER:HB2	1.95	0.48
1:E:68:ASP:OD1	1:E:68:ASP:N	2.44	0.48
1:E:561:TYR:CD1	1:E:561:TYR:C	2.86	0.48
1:E:1212:ASP:HB3	1:E:1245:ARG:HB3	1.96	0.48
1:F:476:ILE:HA	1:F:1034:PRO:HA	1.94	0.48
1:F:621:ILE:HG13	1:F:658:LEU:HD12	1.93	0.48
1:F:868:HIS:HB3	1:F:869:GLY:H	1.57	0.48
1:F:953:ILE:O	1:F:955:ARG:N	2.47	0.48
1:F:1131:THR:CG2	1:F:1133:GLU:H	2.27	0.48
2:G:91:PRO:HD2	2:G:203:ARG:HH21	1.79	0.48
2:H:145:GLU:O	2:H:145:GLU:HG2	2.12	0.48
2:H:175:VAL:HG11	2:H:214:TYR:CG	2.47	0.48
2:I:174:HIS:CD2	2:I:176:TYR:CZ	3.01	0.48
2:I:277:VAL:CG1	2:I:279:ALA:H	2.26	0.48
2:J:92:GLU:HG3	2:J:203:ARG:HH12	1.78	0.48

*Continued on next page...*

*Continued from previous page...*

Atom-1	Atom-2	Interatomic distance (Å)	Clash overlap (Å)
2:J:240:THR:HG1	8:J:484:FAD:C5A	2.26	0.48
2:J:353:PHE:CE1	2:J:370:GLY:CA	2.96	0.48
2:J:432:THR:HB	2:J:437:VAL:O	2.13	0.48
2:L:124:GLU:O	2:L:127:ILE:HG23	2.14	0.48
2:L:250:ALA:CB	2:L:251:PRO:HD2	2.35	0.48
2:L:257:ASN:HD21	2:L:394:LEU:CA	2.27	0.48
2:L:330:SER:O	2:L:334:VAL:HG22	2.14	0.48
1:A:97:ILE:HD13	1:A:133:VAL:HG21	1.95	0.48
1:A:191:PHE:CE1	1:A:192:TYR:CE1	3.01	0.48
1:A:345:MET:HE1	1:A:385:LEU:HB2	1.96	0.48
1:A:369:THR:CG2	1:A:370:GLY:N	2.76	0.48
1:A:479:MET:HG3	1:A:1104:MET:HE1	1.94	0.48
1:A:633:ARG:NH2	1:A:737:GLU:O	2.38	0.48
1:A:653:HIS:O	1:A:654:TYR:C	2.51	0.48
1:A:676:ALA:O	1:A:677:GLU:C	2.50	0.48
1:B:731:SER:HA	1:B:747:SER:CB	2.43	0.48
1:B:823:MET:C	1:B:824:GLN:HE21	2.17	0.48
1:B:1153:LEU:HA	1:B:1153:LEU:HD23	1.42	0.48
1:B:1325:ASN:O	1:B:1326:THR:HB	2.14	0.48
1:B:1427:LEU:O	1:B:1430:GLU:N	2.46	0.48
1:C:173:SER:HG	1:C:176:SER:H	1.61	0.48
1:C:227:MET:CE	1:C:282:GLU:CG	2.88	0.48
1:C:248:GLU:C	1:C:250:ARG:N	2.65	0.48
1:C:492:TYR:C	1:C:492:TYR:CD1	2.86	0.48
1:C:664:THR:HA	1:C:720:ARG:HE	1.77	0.48
1:C:1184:ASN:O	1:C:1186:ARG:N	2.46	0.48
1:C:1359:GLY:O	1:C:1360:CYS:CB	2.58	0.48
1:C:1369:THR:HG22	1:C:1369:THR:O	2.14	0.48
1:C:1425:LYS:CE	1:C:1447:TRP:CD1	2.97	0.48
1:D:110:VAL:CG2	1:D:130:GLN:HG3	2.43	0.48
1:D:1057:THR:HG22	1:D:1058:LEU:N	2.22	0.48
1:D:1204:ARG:O	1:D:1205:ASN:C	2.51	0.48
1:E:80:ARG:O	1:E:80:ARG:HG3	2.12	0.48
1:E:182:MET:CE	1:E:217:PRO:O	2.62	0.48
1:E:345:MET:HG2	1:E:349:GLY:HA2	1.95	0.48
1:E:1091:GLY:C	1:E:1092:ILE:HG13	2.34	0.48
1:E:1425:LYS:CE	1:E:1447:TRP:CD1	2.97	0.48
1:F:105:TYR:N	1:F:105:TYR:CD1	2.81	0.48
1:F:472:GLY:O	1:F:473:LYS:HG3	2.14	0.48
1:F:823:MET:C	1:F:824:GLN:HE21	2.16	0.48
1:F:1075:THR:O	1:F:1076:GLY:C	2.50	0.48

*Continued on next page...*

*Continued from previous page...*

Atom-1	Atom-2	Interatomic distance (Å)	Clash overlap (Å)
1:F:1325:ASN:O	1:F:1326:THR:HB	2.14	0.48
1:F:1396:ASP:OD1	1:F:1396:ASP:O	2.32	0.48
2:G:110:ILE:HG13	2:G:117:ALA:CA	2.35	0.48
2:G:153:ILE:HG12	2:G:220:VAL:HG22	1.96	0.48
2:G:324:ARG:HA	2:G:346:TRP:CZ2	2.46	0.48
2:G:327:MET:HG2	2:G:334:VAL:HG11	1.96	0.48
2:G:455:ARG:O	2:G:458:ARG:HB2	2.14	0.48
2:H:71:LEU:HA	2:H:74:GLU:HG2	1.95	0.48
2:I:257:ASN:HD21	2:I:394:LEU:CA	2.27	0.48
2:I:324:ARG:NH1	2:I:324:ARG:HB3	2.28	0.48
2:J:71:LEU:HA	2:J:74:GLU:HG2	1.95	0.48
2:J:150:VAL:HG13	2:J:173:VAL:CA	2.38	0.48
2:J:153:ILE:HG12	2:J:220:VAL:HG22	1.96	0.48
2:J:197:LYS:HG2	2:J:273:LEU:CD1	2.43	0.48
2:J:264:TYR:HD2	2:J:265:LEU:HD23	1.79	0.48
2:K:85:GLN:CD	2:K:91:PRO:HG3	2.34	0.48
2:L:77:LEU:HD23	2:L:127:ILE:HD12	1.96	0.48
1:A:345:MET:HG2	1:A:349:GLY:HA2	1.95	0.48
1:A:1212:ASP:HB3	1:A:1245:ARG:HB3	1.96	0.48
1:B:452:GLN:CG	1:B:764:THR:HG22	2.43	0.48
1:B:474:GLU:O	1:B:475:ALA:C	2.52	0.48
1:C:15:ARG:HG3	1:C:19:GLU:HG3	1.94	0.48
1:C:110:VAL:HG12	1:C:111:PRO:N	2.28	0.48
1:C:369:THR:CG2	1:C:370:GLY:N	2.76	0.48
1:C:653:HIS:O	1:C:654:TYR:C	2.51	0.48
1:C:970:PRO:O	1:C:970:PRO:CG	2.60	0.48
1:C:1447:TRP:O	1:C:1451:VAL:HG23	2.14	0.48
1:D:780:ARG:NH2	2:H:54:PHE:CD1	2.78	0.48
1:D:856:PRO:HB3	4:D:2474:FMN:H3'	1.95	0.48
1:D:1105:VAL:HG22	1:D:1105:VAL:O	2.14	0.48
1:E:236:THR:HG22	1:E:328:ASP:N	2.26	0.48
1:E:485:ILE:HG12	1:E:488:LEU:HD12	1.95	0.48
1:E:509:PRO:HG2	1:E:509:PRO:O	2.14	0.48
1:E:917:VAL:HG13	1:E:922:LEU:HD21	1.95	0.48
1:E:1184:ASN:O	1:E:1186:ARG:N	2.46	0.48
1:F:515:ARG:HD3	1:F:1367:TYR:CE1	2.40	0.48
1:F:651:ASP:OD1	1:F:651:ASP:N	2.38	0.48
1:F:690:GLU:CD	1:F:690:GLU:H	2.15	0.48
2:G:241:GLY:CA	2:G:443:ILE:HG23	2.44	0.48
2:G:345:ILE:HG12	2:G:345:ILE:O	2.13	0.48
2:H:186:LEU:HD23	2:H:195:LEU:CG	2.43	0.48

*Continued on next page...*



*Continued from previous page...*

Atom-1	Atom-2	Interatomic distance (Å)	Clash overlap (Å)
2:H:327:MET:HG2	2:H:334:VAL:HG11	1.96	0.48
2:H:455:ARG:O	2:H:458:ARG:HB2	2.14	0.48
2:H:469:LYS:HD2	2:H:476:VAL:CB	2.39	0.48
2:I:460:ALA:O	2:I:464:ILE:HD12	2.14	0.48
2:J:77:LEU:HD23	2:J:127:ILE:HD12	1.96	0.48
2:J:91:PRO:HD2	2:J:203:ARG:HH22	1.76	0.48
2:J:110:ILE:HG13	2:J:117:ALA:CA	2.35	0.48
2:J:145:GLU:O	2:J:145:GLU:HG2	2.12	0.48
2:J:164:GLU:HB2	2:J:207:LEU:HD13	1.96	0.48
2:J:181:ARG:HD2	2:J:182:MET:N	2.29	0.48
2:J:323:ASP:HB2	2:J:348:ALA:C	2.34	0.48
2:K:367:ILE:HD12	2:K:369:LEU:HD11	1.93	0.48
2:K:432:THR:HB	2:K:437:VAL:O	2.13	0.48
2:L:148:LEU:CB	2:L:234:VAL:HG23	2.44	0.48
2:L:367:ILE:HD13	2:L:368:HIS:C	2.34	0.48
1:A:353:MET:CE	1:A:366:GLY:C	2.82	0.48
1:A:485:ILE:HG12	1:A:488:LEU:HD12	1.95	0.48
1:A:513:SER:HB2	1:A:520:MET:CE	2.43	0.48
1:A:561:TYR:CD1	1:A:561:TYR:C	2.86	0.48
1:A:746:ILE:HG23	1:A:1182:ASP:N	2.21	0.48
1:A:780:ARG:NH2	2:J:109:VAL:HG11	2.29	0.48
1:B:242:ASN:HA	1:B:245:LYS:HG3	1.95	0.48
1:B:472:GLY:O	1:B:473:LYS:HG3	2.14	0.48
1:B:476:ILE:HA	1:B:1034:PRO:HA	1.94	0.48
1:B:746:ILE:CG2	1:B:1182:ASP:CB	2.86	0.48
1:B:1228:LYS:HD3	1:D:901:ASP:OD2	2.13	0.48
1:C:51:PRO:HG3	1:C:200:PHE:CD2	2.48	0.48
1:C:97:ILE:HD13	1:C:133:VAL:HG21	1.95	0.48
1:C:442:MET:CE	1:C:447:LEU:CA	2.92	0.48
1:C:508:ASN:HB2	1:C:509:PRO:HD2	1.94	0.48
1:C:780:ARG:HH21	2:K:54:PHE:HD1	1.60	0.48
1:C:965:LEU:HA	1:C:965:LEU:HD23	1.33	0.48
1:C:1243:GLY:O	1:C:1244:THR:C	2.49	0.48
1:D:295:LYS:HB3	1:D:390:MET:HE1	1.96	0.48
1:D:452:GLN:HE21	1:D:764:THR:HG23	1.65	0.48
1:D:963:VAL:CG1	1:D:964:MET:H	2.25	0.48
1:D:1310:THR:HG22	1:D:1311:THR:HG22	1.95	0.48
1:E:218:THR:CG2	1:E:221:LEU:H	2.27	0.48
1:E:353:MET:CE	1:E:366:GLY:C	2.82	0.48
1:E:369:THR:CG2	1:E:370:GLY:N	2.76	0.48
1:E:429:LEU:O	1:E:429:LEU:HG	2.14	0.48

*Continued on next page...*

*Continued from previous page...*

Atom-1	Atom-2	Interatomic distance (Å)	Clash overlap (Å)
1:E:482:ASP:OD1	1:E:788:HIS:HB3	2.13	0.48
1:E:499:PHE:HE2	1:E:742:MET:CE	2.26	0.48
1:E:664:THR:HA	1:E:720:ARG:HE	1.77	0.48
1:E:918:THR:HG22	1:E:920:GLU:N	2.26	0.48
1:E:1243:GLY:O	1:E:1246:LEU:N	2.47	0.48
1:E:1374:VAL:C	1:E:1375:ILE:CG1	2.82	0.48
1:F:417:ASP:HA	1:F:420:VAL:HG12	1.95	0.48
1:F:572:THR:CG2	1:F:615:ARG:HB3	2.42	0.48
1:F:582:LEU:HB2	1:F:755:GLN:HE21	1.79	0.48
1:F:826:ARG:HD2	1:F:1078:ASP:OD1	2.14	0.48
1:F:1195:ASN:HD22	1:F:1195:ASN:H	1.62	0.48
2:G:68:TRP:CD1	2:G:69:LEU:N	2.80	0.48
2:G:145:GLU:O	2:G:145:GLU:HG2	2.12	0.48
2:H:153:ILE:HG12	2:H:220:VAL:HG22	1.96	0.48
2:H:174:HIS:NE2	2:H:176:TYR:CD2	2.82	0.48
2:H:264:TYR:HD2	2:H:265:LEU:HD23	1.79	0.48
2:H:321:ARG:HH11	2:H:322:ARG:CZ	2.27	0.48
2:I:330:SER:O	2:I:334:VAL:HG22	2.14	0.48
2:K:71:LEU:HA	2:K:74:GLU:HG2	1.95	0.48
2:K:257:ASN:HD21	2:K:394:LEU:CA	2.27	0.48
2:L:164:GLU:HB2	2:L:207:LEU:HD13	1.96	0.48
2:L:174:HIS:CD2	2:L:176:TYR:CZ	3.01	0.48
2:L:327:MET:HG2	2:L:334:VAL:HG11	1.96	0.48
1:A:9:ILE:O	1:A:398:GLY:HA2	2.14	0.47
1:A:182:MET:CE	1:A:217:PRO:O	2.62	0.47
1:A:286:ARG:HD3	1:A:286:ARG:HA	1.60	0.47
1:A:877:ARG:HD3	1:C:1230:GLN:CB	2.34	0.47
1:A:1243:GLY:O	1:A:1246:LEU:N	2.47	0.47
1:B:216:PHE:HA	1:B:217:PRO:HD3	1.76	0.47
1:B:235:ASN:HB3	1:B:508:ASN:HD21	1.79	0.47
1:B:582:LEU:HB2	1:B:755:GLN:HE21	1.79	0.47
1:B:766:TYR:C	1:B:768:GLU:H	2.18	0.47
1:B:1401:LEU:O	1:B:1401:LEU:CD1	2.38	0.47
1:C:522:LEU:CG	1:C:705:LEU:HD21	2.38	0.47
1:C:1117:VAL:HG12	1:C:1118:CYS:N	2.29	0.47
1:C:1219:ALA:C	1:C:1221:PRO:HD2	2.33	0.47
1:C:1414:ARG:NH2	1:C:1455:TRP:CZ2	2.82	0.47
1:D:211:TYR:O	1:D:212:SER:CB	2.58	0.47
1:D:465:LEU:HD21	1:D:675:ILE:HG13	1.95	0.47
1:D:704:LEU:O	1:D:707:ILE:N	2.47	0.47
1:D:953:ILE:O	1:D:955:ARG:N	2.47	0.47

*Continued on next page...*

*Continued from previous page...*

Atom-1	Atom-2	Interatomic distance (Å)	Clash overlap (Å)
1:D:1075:THR:O	1:D:1076:GLY:C	2.50	0.47
1:D:1396:ASP:OD1	1:D:1396:ASP:O	2.32	0.47
1:E:9:ILE:O	1:E:398:GLY:HA2	2.14	0.47
1:E:218:THR:HG22	1:E:218:THR:O	2.08	0.47
1:E:498:PHE:CD1	1:E:498:PHE:N	2.82	0.47
1:E:661:VAL:O	1:E:661:VAL:CG1	2.61	0.47
1:E:990:ILE:HG23	1:E:991:ASN:N	2.29	0.47
1:F:428:GLU:O	1:F:429:LEU:C	2.51	0.47
1:F:856:PRO:HB3	4:F:2474:FMN:H3'	1.95	0.47
1:F:1068:ARG:NH2	1:F:1089:GLU:OE1	2.46	0.47
1:F:1105:VAL:HG22	1:F:1105:VAL:O	2.14	0.47
2:G:324:ARG:HB3	2:G:324:ARG:NH1	2.28	0.47
2:G:330:SER:O	2:G:334:VAL:HG22	2.14	0.47
2:G:353:PHE:CE1	2:G:370:GLY:CA	2.96	0.47
2:H:181:ARG:HD2	2:H:182:MET:N	2.29	0.47
2:H:330:SER:O	2:H:334:VAL:HG22	2.14	0.47
2:H:423:LEU:CD2	2:H:423:LEU:H	2.25	0.47
2:I:71:LEU:HA	2:I:74:GLU:HG2	1.95	0.47
2:I:148:LEU:CB	2:I:234:VAL:HG23	2.44	0.47
2:I:150:VAL:HG13	2:I:173:VAL:CA	2.38	0.47
2:I:153:ILE:HG12	2:I:220:VAL:HG22	1.96	0.47
2:I:175:VAL:HG11	2:I:214:TYR:CG	2.47	0.47
2:I:241:GLY:CA	2:I:443:ILE:HG23	2.44	0.47
2:J:144:ARG:HH11	2:J:169:LYS:CA	2.27	0.47
2:J:423:LEU:CD2	2:J:423:LEU:H	2.25	0.47
2:K:141:THR:HB	2:K:142:PRO:CD	2.40	0.47
2:K:174:HIS:NE2	2:K:176:TYR:CD2	2.82	0.47
2:L:450:VAL:HG13	2:L:451:VAL:N	2.28	0.47
2:L:460:ALA:O	2:L:464:ILE:HD12	2.14	0.47
1:A:214:ASN:O	1:A:1015:LYS:CE	2.53	0.47
1:A:429:LEU:O	1:A:429:LEU:HG	2.14	0.47
1:A:498:PHE:CD1	1:A:498:PHE:N	2.82	0.47
1:A:1030:THR:HG21	1:A:1033:SER:HB3	1.95	0.47
1:A:1227:GLU:OE2	1:E:876:ASN:CG	2.52	0.47
1:A:1326:THR:HG22	1:A:1326:THR:O	2.15	0.47
1:A:1414:ARG:NH2	1:A:1455:TRP:CZ2	2.82	0.47
1:B:162:GLU:CB	1:B:164:ILE:HD12	2.44	0.47
1:B:381:GLU:CD	1:B:402:ARG:NH1	2.67	0.47
1:B:814:SER:O	1:B:818:ASN:N	2.47	0.47
1:B:908:LYS:HB3	1:B:921:TYR:CZ	2.49	0.47
1:B:991:ASN:OD1	1:B:991:ASN:C	2.50	0.47

*Continued on next page...*

*Continued from previous page...*

Atom-1	Atom-2	Interatomic distance (Å)	Clash overlap (Å)
1:B:1170:GLN:HB2	1:B:1183:LEU:HD12	1.96	0.47
1:B:1195:ASN:HD22	1:B:1195:ASN:H	1.62	0.47
1:B:1201:LEU:H	1:B:1201:LEU:HD22	1.79	0.47
1:C:429:LEU:O	1:C:429:LEU:HG	2.14	0.47
1:C:485:ILE:HG12	1:C:488:LEU:HD12	1.95	0.47
1:C:552:THR:HG22	1:C:552:THR:O	2.14	0.47
1:C:909:GLN:NE2	1:C:929:GLU:OE1	2.46	0.47
1:C:1214:ARG:O	1:C:1215:ILE:C	2.52	0.47
1:C:1326:THR:HG22	1:C:1329:TYR:HB2	1.95	0.47
1:D:189:THR:O	1:D:189:THR:HG23	2.15	0.47
1:D:474:GLU:O	1:D:475:ALA:C	2.52	0.47
1:D:1228:LYS:HB2	1:F:900:GLY:C	2.33	0.47
1:D:1407:ASP:O	1:D:1409:SER:N	2.47	0.47
1:E:87:GLU:O	1:E:90:ARG:N	2.47	0.47
1:E:231:ASN:HB3	1:E:332:ALA:HB3	1.96	0.47
1:E:871:LEU:O	1:E:872:ASN:C	2.52	0.47
1:F:698:LYS:HG2	1:F:698:LYS:O	2.13	0.47
1:F:912:SER:CB	1:F:968:PRO:O	2.63	0.47
1:F:1008:THR:O	1:F:1011:ALA:HB3	2.14	0.47
2:G:77:LEU:HD23	2:G:127:ILE:HD12	1.96	0.47
2:G:243:TYR:CZ	2:G:405:ASP:HB3	2.49	0.47
2:G:348:ALA:HB1	2:G:373:ASP:HA	1.97	0.47
2:H:77:LEU:HD23	2:H:127:ILE:HD12	1.96	0.47
2:H:91:PRO:HD2	2:H:203:ARG:HH22	1.76	0.47
2:H:92:GLU:HG3	2:H:203:ARG:HH12	1.78	0.47
2:H:153:ILE:HG12	2:H:220:VAL:HG11	1.97	0.47
2:H:161:ALA:CB	2:H:454:ILE:HG12	2.40	0.47
2:H:415:LEU:HD23	2:H:432:THR:HG23	1.94	0.47
2:H:450:VAL:HG13	2:H:451:VAL:N	2.28	0.47
2:I:85:GLN:CD	2:I:91:PRO:HG3	2.34	0.47
2:I:164:GLU:HB2	2:I:207:LEU:HD13	1.96	0.47
2:I:181:ARG:HD2	2:I:182:MET:N	2.29	0.47
2:I:323:ASP:HB2	2:I:348:ALA:C	2.34	0.47
2:I:345:ILE:HG12	2:I:345:ILE:O	2.13	0.47
2:I:416:LYS:HZ2	2:I:433:ASN:HB2	1.78	0.47
2:J:124:GLU:O	2:J:127:ILE:HG23	2.14	0.47
2:J:243:TYR:CZ	2:J:405:ASP:HB3	2.49	0.47
2:J:321:ARG:HH11	2:J:322:ARG:CZ	2.27	0.47
2:K:241:GLY:CA	2:K:443:ILE:HG23	2.44	0.47
2:K:243:TYR:CZ	2:K:405:ASP:HB3	2.49	0.47
2:K:321:ARG:HH11	2:K:322:ARG:CZ	2.27	0.47

*Continued on next page...*

*Continued from previous page...*

Atom-1	Atom-2	Interatomic distance (Å)	Clash overlap (Å)
2:K:367:ILE:HD13	2:K:368:HIS:C	2.34	0.47
2:L:68:TRP:CD1	2:L:69:LEU:N	2.80	0.47
2:L:197:LYS:HG2	2:L:273:LEU:CD1	2.43	0.47
2:L:324:ARG:NH1	2:L:324:ARG:HB3	2.28	0.47
1:A:136:ASN:OD1	1:A:136:ASN:N	2.47	0.47
1:A:218:THR:CG2	1:A:221:LEU:H	2.27	0.47
1:A:442:MET:CE	1:A:447:LEU:CA	2.92	0.47
1:A:877:ARG:CD	1:C:1230:GLN:HB2	2.33	0.47
1:A:1243:GLY:O	1:A:1244:THR:C	2.49	0.47
1:B:419:TRP:O	1:B:540:THR:CG2	2.59	0.47
1:B:533:LEU:HD23	1:B:533:LEU:HA	1.42	0.47
1:B:629:THR:O	1:B:630:HIS:C	2.50	0.47
1:B:792:GLY:O	1:B:793:GLY:C	2.51	0.47
1:B:1105:VAL:HG22	1:B:1105:VAL:O	2.14	0.47
1:B:1396:ASP:OD1	1:B:1396:ASP:O	2.32	0.47
1:C:9:ILE:O	1:C:398:GLY:HA2	2.14	0.47
1:C:87:GLU:O	1:C:88:ALA:C	2.53	0.47
1:C:1030:THR:HG21	1:C:1033:SER:HB3	1.95	0.47
1:C:1057:THR:HG22	1:C:1058:LEU:N	2.28	0.47
1:D:235:ASN:HB3	1:D:508:ASN:HD21	1.79	0.47
1:D:426:LEU:HD23	1:D:543:LEU:HB3	1.93	0.47
1:D:823:MET:C	1:D:824:GLN:HE21	2.17	0.47
1:D:826:ARG:HD2	1:D:1078:ASP:OD1	2.14	0.47
1:D:908:LYS:HB3	1:D:921:TYR:CZ	2.49	0.47
1:D:985:TYR:OH	1:D:1208:PRO:O	2.26	0.47
1:D:1184:ASN:N	1:D:1185:PRO:HD2	2.30	0.47
1:E:47:HIS:HE1	1:E:176:SER:CB	2.25	0.47
1:E:47:HIS:HB3	1:E:206:ILE:HB	1.96	0.47
1:E:74:GLY:HA2	1:E:172:LEU:HD13	1.96	0.47
1:E:85:ALA:O	1:E:86:GLN:C	2.48	0.47
1:E:370:GLY:CA	1:E:1237:ASN:HB3	2.45	0.47
1:E:918:THR:O	1:E:919:ALA:C	2.51	0.47
1:E:1326:THR:HG22	1:E:1326:THR:O	2.15	0.47
1:F:235:ASN:HB3	1:F:508:ASN:HD21	1.79	0.47
1:F:589:ILE:O	1:F:593:THR:OG1	2.28	0.47
1:F:731:SER:HA	1:F:747:SER:CB	2.43	0.47
2:G:365:VAL:HG22	2:G:366:ARG:CG	2.40	0.47
2:G:394:LEU:HD22	2:G:395:VAL:N	2.30	0.47
2:H:144:ARG:HH11	2:H:169:LYS:CA	2.27	0.47
2:H:365:VAL:HG22	2:H:366:ARG:CG	2.40	0.47
2:I:174:HIS:NE2	2:I:176:TYR:CD2	2.82	0.47

*Continued on next page...*

Continued from previous page...

Atom-1	Atom-2	Interatomic distance (Å)	Clash overlap (Å)
2:I:331:GLN:OE1	2:I:332:ARG:HD3	2.15	0.47
2:I:432:THR:HB	2:I:437:VAL:HG13	1.95	0.47
2:J:91:PRO:HD2	2:J:203:ARG:HH21	1.79	0.47
2:J:181:ARG:HD3	2:J:182:MET:O	2.13	0.47
2:J:257:ASN:HD21	2:J:394:LEU:CA	2.27	0.47
2:K:416:LYS:NZ	2:K:433:ASN:HB2	2.29	0.47
2:L:141:THR:HB	2:L:142:PRO:CD	2.40	0.47
1:A:31:ARG:HD2	1:A:368:GLU:OE2	2.15	0.47
1:A:110:VAL:HG12	1:A:111:PRO:N	2.28	0.47
1:A:251:MET:HB2	1:A:533:LEU:CD1	2.44	0.47
1:A:552:THR:HG22	1:A:552:THR:O	2.14	0.47
1:A:826:ARG:NH1	1:A:826:ARG:CG	2.57	0.47
1:A:871:LEU:O	1:A:872:ASN:C	2.52	0.47
1:A:1412:PHE:HD2	1:A:1455:TRP:CZ3	2.33	0.47
1:B:107:TRP:H	1:B:107:TRP:HD1	1.60	0.47
1:B:727:ALA:HB3	1:B:744:SER:HB2	1.95	0.47
1:B:912:SER:CB	1:B:968:PRO:O	2.62	0.47
1:B:1424:LEU:HD23	1:B:1428:ILE:HG13	1.96	0.47
1:C:9:ILE:HG13	1:C:361:GLY:C	2.35	0.47
1:C:316:LEU:O	1:C:317:ILE:C	2.53	0.47
1:C:513:SER:HB2	1:C:520:MET:CE	2.43	0.47
1:C:550:LEU:HD13	1:C:555:PHE:HA	1.95	0.47
1:C:896:PRO:CB	1:E:1226:GLY:CA	2.92	0.47
1:C:1428:ILE:HG22	1:C:1428:ILE:O	2.14	0.47
1:D:615:ARG:HG2	1:D:615:ARG:NH1	2.30	0.47
1:D:698:LYS:HG2	1:D:698:LYS:O	2.13	0.47
1:D:878:ILE:HG21	1:D:1136:VAL:HG13	1.97	0.47
1:D:1047:MET:O	1:D:1048:GLY:C	2.53	0.47
1:D:1184:ASN:CB	1:D:1185:PRO:HD3	2.30	0.47
1:D:1210:THR:CG2	1:D:1211:LEU:H	2.07	0.47
1:D:1325:ASN:O	1:D:1326:THR:HB	2.14	0.47
1:E:78:LEU:HD12	1:E:129:GLU:HG3	1.97	0.47
1:E:160:LYS:O	1:E:161:GLY:C	2.50	0.47
1:E:454:PHE:CD2	1:E:648:GLU:CA	2.97	0.47
1:E:782:ARG:CB	2:L:52:VAL:HA	2.26	0.47
1:E:1214:ARG:O	1:E:1215:ILE:C	2.52	0.47
1:E:1369:THR:HG22	1:E:1369:THR:O	2.13	0.47
1:E:1414:ARG:NH2	1:E:1455:TRP:CZ2	2.82	0.47
1:E:1447:TRP:HA	1:E:1447:TRP:CE3	2.48	0.47
1:F:117:ILE:HG23	1:F:117:ILE:HD13	1.35	0.47
1:F:634:SER:O	1:F:635:ASN:C	2.52	0.47

Continued on next page...

*Continued from previous page...*

Atom-1	Atom-2	Interatomic distance (Å)	Clash overlap (Å)
1:F:1170:GLN:HB2	1:F:1183:LEU:HD12	1.95	0.47
2:G:316:VAL:CG1	2:G:342:VAL:HG22	2.45	0.47
2:G:321:ARG:HH11	2:G:322:ARG:CZ	2.27	0.47
2:H:164:GLU:HB2	2:H:207:LEU:HD13	1.96	0.47
2:H:243:TYR:CZ	2:H:405:ASP:HB3	2.49	0.47
2:H:350:PRO:CB	2:H:372:ALA:HB1	2.45	0.47
2:I:186:LEU:HD23	2:I:195:LEU:CG	2.43	0.47
2:J:85:GLN:CD	2:J:91:PRO:HG3	2.34	0.47
2:J:241:GLY:CA	2:J:443:ILE:HG23	2.44	0.47
2:J:277:VAL:CG1	2:J:279:ALA:H	2.26	0.47
2:J:432:THR:HB	2:J:437:VAL:HG13	1.95	0.47
2:K:264:TYR:HD2	2:K:265:LEU:HD23	1.79	0.47
2:K:394:LEU:HD22	2:K:395:VAL:N	2.30	0.47
2:L:394:LEU:HD22	2:L:395:VAL:N	2.30	0.47
1:A:78:LEU:HD12	1:A:129:GLU:HG3	1.97	0.47
1:A:160:LYS:O	1:A:161:GLY:C	2.50	0.47
1:A:227:MET:HE3	1:A:282:GLU:HG2	1.96	0.47
1:A:526:LEU:CD1	1:A:526:LEU:H	2.17	0.47
1:A:526:LEU:HB3	1:A:641:SER:HB3	1.97	0.47
1:A:938:PRO:O	1:A:939:GLY:C	2.53	0.47
1:A:1029:GLY:HA3	4:A:2474:FMN:HM81	1.97	0.47
1:A:1369:THR:CG2	1:A:1369:THR:O	2.63	0.47
1:A:1396:ASP:OD1	1:A:1399:ASP:N	2.47	0.47
1:B:525:ARG:HG3	1:B:544:GLN:HG3	1.97	0.47
1:B:878:ILE:HD13	1:B:878:ILE:HG21	1.66	0.47
1:C:182:MET:CE	1:C:217:PRO:O	2.62	0.47
1:C:454:PHE:CD2	1:C:648:GLU:CA	2.98	0.47
1:C:510:PRO:HD2	1:C:970:PRO:CB	2.34	0.47
1:C:918:THR:HG22	1:C:920:GLU:N	2.26	0.47
1:C:1412:PHE:HD2	1:C:1455:TRP:CZ3	2.33	0.47
1:D:37:ASP:OD1	1:D:39:LYS:N	2.34	0.47
1:D:59:VAL:HG22	1:D:105:TYR:HD2	1.78	0.47
1:D:211:TYR:CD1	1:D:212:SER:N	2.80	0.47
1:D:1008:THR:HG22	1:D:1009:ILE:H	1.70	0.47
1:D:1008:THR:O	1:D:1011:ALA:HB3	2.14	0.47
1:D:1077:ARG:CG	1:D:1078:ASP:N	2.77	0.47
1:D:1170:GLN:HB2	1:D:1183:LEU:HD12	1.95	0.47
1:D:1195:ASN:H	1:D:1195:ASN:HD22	1.62	0.47
1:D:1417:VAL:HG12	1:D:1419:HIS:N	2.26	0.47
1:E:526:LEU:HB3	1:E:641:SER:HB3	1.97	0.47
1:E:736:ALA:O	1:E:737:GLU:C	2.53	0.47

*Continued on next page...*

Continued from previous page...

Atom-1	Atom-2	Interatomic distance (Å)	Clash overlap (Å)
1:F:189:THR:O	1:F:189:THR:HG23	2.14	0.47
1:F:227:MET:HE2	1:F:282:GLU:HG3	1.96	0.47
1:F:728:ILE:CD1	1:F:1047:MET:CE	2.74	0.47
1:F:908:LYS:HB3	1:F:921:TYR:CZ	2.49	0.47
1:F:1216:VAL:HG11	1:F:1249:MET:CE	2.45	0.47
2:G:148:LEU:CB	2:G:234:VAL:HG23	2.44	0.47
2:G:264:TYR:HD2	2:G:265:LEU:HD23	1.79	0.47
2:G:349:ALA:HB3	2:G:350:PRO:CD	2.39	0.47
2:H:257:ASN:HD21	2:H:394:LEU:CA	2.27	0.47
2:H:297:GLY:HA2	2:H:320:TYR:HE1	1.80	0.47
2:I:144:ARG:HH11	2:I:169:LYS:CA	2.27	0.47
2:I:181:ARG:O	2:I:182:MET:HE3	2.14	0.47
2:I:182:MET:HE2	2:I:216:PRO:CG	2.28	0.47
2:I:394:LEU:HD22	2:I:395:VAL:N	2.30	0.47
2:J:174:HIS:NE2	2:J:176:TYR:CD2	2.82	0.47
2:J:297:GLY:HA2	2:J:320:TYR:HE1	1.80	0.47
2:K:324:ARG:HB3	2:K:324:ARG:NH1	2.28	0.47
2:L:63:ASN:HD21	2:L:83:VAL:HG12	1.79	0.47
2:L:153:ILE:HG12	2:L:220:VAL:HG22	1.96	0.47
2:L:166:LEU:O	2:L:169:LYS:HB2	2.15	0.47
2:L:416:LYS:NZ	2:L:433:ASN:HB2	2.29	0.47
1:A:68:ASP:OD1	1:A:68:ASP:N	2.44	0.47
1:A:266:VAL:CG1	1:A:279:THR:HG23	2.33	0.47
1:A:348:ASN:HB2	1:A:350:LEU:HG	1.96	0.47
1:A:468:MET:HG2	1:A:699:ALA:HB1	1.97	0.47
1:A:643:ASN:HB3	1:A:665:THR:HG21	1.93	0.47
1:A:990:ILE:HG23	1:A:991:ASN:N	2.29	0.47
1:A:1424:LEU:HD21	1:A:1428:ILE:HD11	1.97	0.47
1:B:150:ILE:HG21	1:B:259:HIS:CG	2.50	0.47
1:B:615:ARG:HG2	1:B:615:ARG:NH1	2.30	0.47
1:B:1128:PHE:CZ	1:B:1130:GLY:CA	2.93	0.47
1:C:218:THR:CG2	1:C:221:LEU:H	2.27	0.47
1:C:295:LYS:C	1:C:295:LYS:CD	2.83	0.47
1:C:456:LEU:HA	1:C:456:LEU:HD23	1.65	0.47
1:C:583:ARG:CZ	1:C:587:ARG:HH12	2.28	0.47
1:C:935:GLY:HA3	1:C:1025:GLY:O	2.15	0.47
1:C:1158:LEU:HD12	1:C:1158:LEU:HA	1.62	0.47
1:C:1366:GLU:HG2	1:C:1367:TYR:CE2	2.47	0.47
1:D:629:THR:O	1:D:630:HIS:C	2.51	0.47
1:D:820:ARG:HB3	1:D:821:PRO:HD3	1.94	0.47
1:D:1424:LEU:HD23	1:D:1428:ILE:HG13	1.96	0.47

Continued on next page...



*Continued from previous page...*

Atom-1	Atom-2	Interatomic distance (Å)	Clash overlap (Å)
1:E:31:ARG:HD2	1:E:368:GLU:OE2	2.15	0.47
1:E:316:LEU:O	1:E:317:ILE:C	2.53	0.47
1:E:446:GLU:O	1:E:449:ARG:N	2.48	0.47
1:E:636:LEU:C	1:E:638:THR:N	2.68	0.47
1:F:139:VAL:HG12	1:F:143:GLN:HB2	1.97	0.47
1:F:162:GLU:CB	1:F:164:ILE:HD12	2.44	0.47
1:F:447:LEU:CD1	1:F:451:GLN:CD	2.83	0.47
1:F:1010:ALA:HB2	1:F:1052:VAL:HG22	1.97	0.47
2:G:164:GLU:HB2	2:G:207:LEU:HD13	1.96	0.47
2:G:174:HIS:NE2	2:G:176:TYR:CD2	2.82	0.47
2:G:480:ALA:O	2:G:481:GLU:HB3	2.14	0.47
2:H:85:GLN:CD	2:H:91:PRO:HG3	2.34	0.47
2:H:197:LYS:HG2	2:H:273:LEU:CD1	2.43	0.47
2:I:243:TYR:CZ	2:I:405:ASP:HB3	2.49	0.47
2:I:455:ARG:O	2:I:458:ARG:HB2	2.14	0.47
2:J:153:ILE:HG12	2:J:220:VAL:HG11	1.97	0.47
2:J:186:LEU:HD23	2:J:195:LEU:CG	2.43	0.47
2:J:348:ALA:HB1	2:J:373:ASP:HA	1.97	0.47
2:J:367:ILE:HD13	2:J:368:HIS:C	2.34	0.47
2:J:455:ARG:O	2:J:458:ARG:HB2	2.14	0.47
2:K:54:PHE:HB3	2:K:107:ASN:CB	2.36	0.47
2:K:480:ALA:O	2:K:481:GLU:HB3	2.14	0.47
2:L:241:GLY:CA	2:L:443:ILE:HG23	2.44	0.47
2:L:348:ALA:HB1	2:L:373:ASP:HA	1.96	0.47
1:A:295:LYS:C	1:A:295:LYS:CD	2.83	0.47
1:A:386:GLY:N	1:A:389:GLU:OE2	2.48	0.47
1:A:446:GLU:O	1:A:449:ARG:N	2.48	0.47
1:A:454:PHE:CD2	1:A:648:GLU:CA	2.98	0.47
1:A:559:ARG:NH1	1:A:568:GLU:OE2	2.48	0.47
1:A:602:THR:C	1:A:640:THR:CG2	2.83	0.47
1:A:841:ASP:OD1	1:A:841:ASP:N	2.44	0.47
1:A:1149:ILE:O	1:A:1149:ILE:HG22	2.12	0.47
1:A:1391:MET:HE1	1:A:1458:VAL:HG21	1.97	0.47
1:A:1412:PHE:HD2	1:A:1455:TRP:CE3	2.33	0.47
1:A:1428:ILE:HG22	1:A:1428:ILE:O	2.14	0.47
1:B:189:THR:O	1:B:189:THR:HG23	2.15	0.47
1:B:402:ARG:O	1:B:403:ASP:C	2.51	0.47
1:B:477:GLY:O	1:B:478:SER:HB3	2.15	0.47
1:B:486:ALA:O	1:B:487:VAL:C	2.51	0.47
1:B:621:ILE:HG12	1:B:657:VAL:HG11	1.97	0.47
1:B:632:ILE:HG23	1:B:632:ILE:HD12	1.66	0.47

*Continued on next page...*

*Continued from previous page...*

Atom-1	Atom-2	Interatomic distance (Å)	Clash overlap (Å)
1:B:689:LEU:HA	1:B:689:LEU:HD12	0.98	0.47
1:B:878:ILE:HG21	1:B:1136:VAL:HG13	1.96	0.47
1:B:900:GLY:HA2	1:F:1226:GLY:O	2.15	0.47
1:B:1047:MET:O	1:B:1048:GLY:C	2.53	0.47
1:B:1068:ARG:NH2	1:B:1089:GLU:OE1	2.46	0.47
1:B:1077:ARG:CG	1:B:1078:ASP:N	2.77	0.47
1:B:1216:VAL:HG11	1:B:1249:MET:CE	2.45	0.47
1:C:52:GLN:NE2	1:C:71:LEU:CB	2.78	0.47
1:C:85:ALA:O	1:C:86:GLN:C	2.48	0.47
1:C:281:PHE:CZ	1:C:335:MET:HG2	2.50	0.47
1:C:317:ILE:C	1:C:321:ASN:HD22	2.18	0.47
1:C:335:MET:HE3	1:C:342:VAL:HB	1.96	0.47
1:C:348:ASN:HB2	1:C:350:LEU:HG	1.96	0.47
1:C:446:GLU:O	1:C:449:ARG:N	2.48	0.47
1:C:463:LEU:HD23	1:C:463:LEU:HA	1.48	0.47
1:C:531:ASN:C	1:C:533:LEU:H	2.18	0.47
1:C:602:THR:C	1:C:640:THR:CG2	2.83	0.47
1:C:631:LEU:HD23	1:C:631:LEU:N	2.29	0.47
1:C:990:ILE:HG23	1:C:991:ASN:N	2.29	0.47
1:C:1212:ASP:HB3	1:C:1245:ARG:HB3	1.96	0.47
1:C:1326:THR:HG22	1:C:1326:THR:O	2.15	0.47
1:C:1369:THR:CG2	1:C:1369:THR:O	2.63	0.47
1:C:1412:PHE:HD2	1:C:1455:TRP:CE3	2.33	0.47
1:D:515:ARG:HD3	1:D:1367:TYR:CE1	2.40	0.47
1:D:520:MET:HA	1:D:714:SER:O	2.15	0.47
1:D:630:HIS:O	1:D:631:LEU:C	2.49	0.47
1:D:814:SER:O	1:D:818:ASN:N	2.47	0.47
1:D:1047:MET:HE2	1:D:1186:ARG:NH2	1.99	0.47
1:D:1424:LEU:O	1:D:1425:LYS:C	2.53	0.47
1:E:242:ASN:H	1:E:242:ASN:HD22	1.61	0.47
1:E:281:PHE:CZ	1:E:335:MET:HG2	2.50	0.47
1:E:442:MET:CE	1:E:447:LEU:CA	2.92	0.47
1:E:468:MET:HG2	1:E:699:ALA:HB1	1.97	0.47
1:E:515:ARG:H	1:E:515:ARG:HG3	1.52	0.47
1:E:528:ASN:C	1:E:529:LEU:HD23	2.35	0.47
1:E:572:THR:HG22	1:E:615:ARG:NE	2.30	0.47
1:E:805:ASP:CG	1:E:805:ASP:O	2.49	0.47
1:E:805:ASP:O	1:E:805:ASP:OD1	2.33	0.47
1:E:826:ARG:HH11	1:E:826:ARG:CG	1.97	0.47
1:E:1029:GLY:HA3	4:E:2474:FMN:HM81	1.97	0.47
1:E:1149:ILE:O	1:E:1149:ILE:CG2	2.59	0.47

*Continued on next page...*

*Continued from previous page...*

Atom-1	Atom-2	Interatomic distance (Å)	Clash overlap (Å)
1:E:1349:ARG:CG	1:E:1349:ARG:NH1	2.75	0.47
1:F:175:ARG:HH11	1:F:175:ARG:CG	2.20	0.47
1:F:227:MET:CE	1:F:282:GLU:CG	2.93	0.47
1:F:389:GLU:HA	1:F:403:ASP:OD2	2.15	0.47
1:F:443:ASP:O	1:F:446:GLU:N	2.40	0.47
1:F:474:GLU:O	1:F:475:ALA:C	2.52	0.47
1:F:486:ALA:O	1:F:487:VAL:C	2.51	0.47
1:F:704:LEU:O	1:F:707:ILE:N	2.47	0.47
2:G:90:PHE:CZ	2:G:160:LEU:HB2	2.50	0.47
2:G:166:LEU:O	2:G:169:LYS:HB2	2.15	0.47
2:G:229:LEU:HD22	2:G:236:VAL:CG1	2.45	0.47
2:G:350:PRO:HB3	2:G:372:ALA:HB1	1.97	0.47
2:G:416:LYS:NZ	2:G:433:ASN:HB2	2.29	0.47
2:H:90:PHE:CE1	2:H:160:LEU:HB2	2.50	0.47
2:H:316:VAL:CG1	2:H:342:VAL:HG22	2.45	0.47
2:H:367:ILE:HD13	2:H:368:HIS:C	2.34	0.47
2:I:49:GLN:HE22	2:I:69:LEU:CB	2.28	0.47
2:I:350:PRO:HB3	2:I:372:ALA:HB1	1.97	0.47
2:I:416:LYS:NZ	2:I:433:ASN:HB2	2.29	0.47
2:I:432:THR:HB	2:I:437:VAL:O	2.13	0.47
2:J:90:PHE:CZ	2:J:160:LEU:HB2	2.50	0.47
2:J:316:VAL:CG1	2:J:342:VAL:HG22	2.45	0.47
2:J:330:SER:O	2:J:334:VAL:HG22	2.14	0.47
2:J:331:GLN:OE1	2:J:332:ARG:HD3	2.15	0.47
2:J:350:PRO:CB	2:J:372:ALA:HB1	2.45	0.47
2:K:90:PHE:CE1	2:K:160:LEU:HB2	2.50	0.47
2:K:124:GLU:O	2:K:127:ILE:HG23	2.14	0.47
2:K:144:ARG:HH11	2:K:169:LYS:CA	2.27	0.47
2:K:181:ARG:HD2	2:K:182:MET:N	2.29	0.47
2:K:316:VAL:CG1	2:K:342:VAL:HG22	2.45	0.47
2:K:430:LYS:CE	2:K:456:ASP:HB3	2.43	0.47
2:K:455:ARG:O	2:K:458:ARG:HB2	2.14	0.47
2:L:108:CYS:SG	2:L:118:VAL:CG2	3.03	0.47
2:L:230:ARG:NH2	2:L:434:MET:HE1	2.29	0.47
2:L:316:VAL:CG1	2:L:342:VAL:HG22	2.45	0.47
2:L:331:GLN:OE1	2:L:332:ARG:HD3	2.15	0.47
2:L:350:PRO:CB	2:L:372:ALA:HB1	2.45	0.47
2:L:416:LYS:CE	2:L:433:ASN:HB2	2.45	0.47
2:L:432:THR:HB	2:L:437:VAL:O	2.13	0.47
1:A:87:GLU:O	1:A:88:ALA:C	2.53	0.47
1:A:736:ALA:O	1:A:737:GLU:C	2.53	0.47

*Continued on next page...*

*Continued from previous page...*

Atom-1	Atom-2	Interatomic distance (Å)	Clash overlap (Å)
1:A:1226:GLY:CA	1:E:896:PRO:CB	2.92	0.47
1:A:1230:GLN:HB2	1:E:877:ARG:CD	2.33	0.47
1:A:1458:VAL:HA	1:A:1459:PRO:HD3	1.65	0.47
1:B:209:GLN:HG3	1:B:210:ARG:H	1.80	0.47
1:B:227:MET:CE	1:B:282:GLU:CG	2.93	0.47
1:B:511:ILE:CG2	1:B:512:ASP:N	2.74	0.47
1:B:572:THR:HG23	1:B:616:ALA:O	2.15	0.47
1:B:826:ARG:HD2	1:B:1078:ASP:OD1	2.14	0.47
1:B:1114:PRO:HB2	1:B:1115:VAL:HG23	1.97	0.47
1:C:74:GLY:HA2	1:C:172:LEU:HD13	1.96	0.47
1:C:116:ILE:HD13	1:C:190:THR:HG21	1.94	0.47
1:C:160:LYS:O	1:C:161:GLY:C	2.50	0.47
1:C:430:VAL:HG22	1:C:557:ALA:HB3	1.95	0.47
1:C:509:PRO:HG2	1:C:509:PRO:O	2.14	0.47
1:C:526:LEU:HB3	1:C:641:SER:HB3	1.97	0.47
1:C:710:LYS:CG	1:C:939:GLY:HA3	2.34	0.47
1:C:780:ARG:NH2	2:K:109:VAL:HG11	2.29	0.47
1:C:780:ARG:NH2	2:K:54:PHE:CD1	2.80	0.47
1:C:1007:GLY:N	1:C:1051:GLU:OE2	2.41	0.47
1:C:1029:GLY:HA3	4:C:2474:FMN:HM81	1.96	0.47
1:D:347:ARG:HH11	1:D:347:ARG:HB2	1.79	0.47
1:D:447:LEU:CD1	1:D:451:GLN:CD	2.83	0.47
1:D:1113:CYS:O	1:D:1114:PRO:C	2.48	0.47
1:D:1216:VAL:HG11	1:D:1249:MET:CE	2.45	0.47
1:E:335:MET:HE3	1:E:342:VAL:HB	1.97	0.47
1:E:583:ARG:CZ	1:E:587:ARG:HH12	2.28	0.47
1:E:602:THR:C	1:E:640:THR:CG2	2.83	0.47
1:E:603:HIS:N	1:E:640:THR:HG22	2.30	0.47
1:E:1424:LEU:HD21	1:E:1428:ILE:HD11	1.97	0.47
1:E:1432:VAL:O	1:E:1433:THR:C	2.53	0.47
1:F:393:VAL:HG12	1:F:394:ASP:N	2.29	0.47
1:F:608:ASP:OD2	1:F:647:ALA:N	2.41	0.47
1:F:1077:ARG:CG	1:F:1078:ASP:N	2.77	0.47
2:G:63:ASN:HD21	2:G:83:VAL:HG12	1.79	0.47
2:G:460:ALA:O	2:G:464:ILE:HD12	2.14	0.47
2:I:54:PHE:CB	2:I:107:ASN:HB3	2.39	0.47
2:I:77:LEU:HD23	2:I:127:ILE:HD12	1.96	0.47
2:I:197:LYS:HZ3	2:I:275:ASP:HB3	1.79	0.47
2:K:148:LEU:CB	2:K:234:VAL:HG23	2.44	0.47
2:K:348:ALA:HB1	2:K:373:ASP:HA	1.97	0.47
2:K:365:VAL:HG22	2:K:366:ARG:CG	2.40	0.47

*Continued on next page...*

*Continued from previous page...*

Atom-1	Atom-2	Interatomic distance (Å)	Clash overlap (Å)
2:L:49:GLN:HE22	2:L:69:LEU:CB	2.28	0.47
2:L:197:LYS:HZ3	2:L:275:ASP:HB3	1.78	0.47
2:L:243:TYR:CZ	2:L:405:ASP:HB3	2.49	0.47
1:A:572:THR:HG21	1:A:615:ARG:NE	2.30	0.47
1:A:606:LEU:C	1:A:607:THR:CG2	2.83	0.47
1:A:1229:MET:CA	1:E:877:ARG:CG	2.80	0.47
1:B:634:SER:O	1:B:635:ASN:C	2.52	0.47
1:B:773:LEU:H	1:B:773:LEU:HG	1.47	0.47
1:C:5:PHE:CE2	1:C:365:GLY:HA3	2.50	0.47
1:C:31:ARG:HD2	1:C:368:GLU:OE2	2.15	0.47
1:C:203:ASP:OD1	1:C:203:ASP:N	2.44	0.47
1:C:386:GLY:N	1:C:389:GLU:OE2	2.48	0.47
1:C:393:VAL:HG12	1:C:394:ASP:N	2.23	0.47
1:C:528:ASN:C	1:C:529:LEU:HD23	2.35	0.47
1:C:572:THR:HG21	1:C:615:ARG:NE	2.30	0.47
1:C:805:ASP:O	1:C:805:ASP:OD1	2.33	0.47
1:C:1424:LEU:HD21	1:C:1428:ILE:HD11	1.97	0.47
1:D:25:LEU:HD21	1:D:207:TYR:HB2	1.97	0.47
1:D:105:TYR:CD1	1:D:105:TYR:N	2.81	0.47
1:D:150:ILE:HG21	1:D:259:HIS:CG	2.50	0.47
1:D:235:ASN:HD22	1:D:235:ASN:C	2.18	0.47
1:D:389:GLU:HA	1:D:403:ASP:OD2	2.15	0.47
1:D:419:TRP:O	1:D:540:THR:OG1	2.27	0.47
1:D:472:GLY:O	1:D:473:LYS:HG3	2.14	0.47
1:D:477:GLY:O	1:D:478:SER:HB3	2.15	0.47
1:D:860:MET:HE2	1:D:860:MET:HB2	1.82	0.47
1:D:1212:ASP:OD2	1:D:1243:GLY:CA	2.63	0.47
1:E:348:ASN:HB2	1:E:350:LEU:HG	1.96	0.47
1:E:653:HIS:O	1:E:654:TYR:C	2.51	0.47
1:E:787:ARG:NH1	1:E:821:PRO:HB2	2.24	0.47
1:E:894:PHE:HD1	1:E:904:ASN:ND2	2.13	0.47
1:E:1412:PHE:HD2	1:E:1455:TRP:CE3	2.33	0.47
1:F:30:HIS:CE1	1:F:368:GLU:OE2	2.68	0.47
1:F:182:MET:HE1	1:F:217:PRO:C	2.35	0.47
1:F:236:THR:HG22	1:F:328:ASP:N	2.24	0.47
1:F:525:ARG:HG3	1:F:544:GLN:HG3	1.97	0.47
1:F:792:GLY:O	1:F:793:GLY:C	2.51	0.47
1:F:1424:LEU:HD22	1:F:1447:TRP:HH2	1.80	0.47
2:G:153:ILE:HG12	2:G:220:VAL:HG11	1.97	0.47
2:G:416:LYS:CE	2:G:433:ASN:HB2	2.45	0.47
2:G:449:LEU:CD2	2:G:452:TRP:CG	2.93	0.47

*Continued on next page...*

*Continued from previous page...*

Atom-1	Atom-2	Interatomic distance (Å)	Clash overlap (Å)
2:H:124:GLU:O	2:H:127:ILE:HG23	2.14	0.47
2:H:241:GLY:CA	2:H:443:ILE:HG23	2.44	0.47
2:H:394:LEU:HD22	2:H:395:VAL:N	2.30	0.47
2:H:432:THR:CG2	2:H:433:ASN:N	2.78	0.47
2:I:108:CYS:SG	2:I:118:VAL:CG2	3.03	0.47
2:I:229:LEU:HD22	2:I:236:VAL:CG1	2.45	0.47
2:I:423:LEU:CD2	2:I:423:LEU:H	2.25	0.47
2:I:423:LEU:HD22	2:I:423:LEU:N	2.28	0.47
2:J:148:LEU:CB	2:J:234:VAL:HG23	2.44	0.47
2:K:266:THR:HG23	2:K:270:LYS:HZ2	1.79	0.47
2:K:297:GLY:HA2	2:K:320:TYR:HE1	1.80	0.47
2:L:85:GLN:CD	2:L:91:PRO:HG3	2.34	0.47
2:L:90:PHE:CZ	2:L:160:LEU:HB2	2.50	0.47
2:L:174:HIS:NE2	2:L:176:TYR:CD2	2.82	0.47
2:L:229:LEU:HD22	2:L:236:VAL:CG1	2.45	0.47
2:L:432:THR:CG2	2:L:433:ASN:N	2.78	0.47
1:A:3:VAL:HG22	1:A:231:ASN:HB2	1.96	0.47
1:A:47:HIS:HB3	1:A:206:ILE:HB	1.96	0.47
1:A:191:PHE:HE1	1:A:192:TYR:CE1	2.33	0.47
1:A:657:VAL:HG12	1:A:658:LEU:N	2.30	0.47
1:A:850:ARG:O	1:A:853:PHE:HB2	2.15	0.47
1:A:918:THR:HG22	1:A:920:GLU:N	2.26	0.47
1:A:935:GLY:HA3	1:A:1025:GLY:O	2.15	0.47
1:A:1397:LEU:HD22	1:A:1453:LYS:HD2	1.98	0.47
1:B:496:HIS:CD2	1:B:497:HIS:HD2	2.33	0.47
1:B:550:LEU:HB3	1:B:554:GLU:HG3	1.96	0.47
1:B:704:LEU:O	1:B:707:ILE:N	2.47	0.47
1:B:824:GLN:NE2	1:B:824:GLN:HA	2.30	0.47
1:B:833:SER:OG	1:B:834:THR:N	2.48	0.47
1:B:1219:ALA:HA	1:B:1229:MET:CE	2.45	0.47
1:B:1357:VAL:CG1	1:B:1359:GLY:O	2.63	0.47
1:B:1424:LEU:HD22	1:B:1447:TRP:HH2	1.80	0.47
1:C:191:PHE:HE1	1:C:192:TYR:CE1	2.33	0.47
1:C:559:ARG:NH1	1:C:568:GLU:OE2	2.48	0.47
1:D:777:GLY:CA	2:H:52:VAL:HG11	2.37	0.47
1:D:1077:ARG:O	1:D:1079:ILE:N	2.48	0.47
1:E:5:PHE:CE2	1:E:365:GLY:HA3	2.50	0.47
1:E:81:ILE:HD13	1:F:216:PHE:CE1	2.50	0.47
1:E:143:GLN:O	1:E:143:GLN:NE2	2.41	0.47
1:E:631:LEU:N	1:E:631:LEU:HD23	2.29	0.47
1:E:940:GLU:O	1:E:969:PRO:HA	2.15	0.47

*Continued on next page...*

*Continued from previous page...*

Atom-1	Atom-2	Interatomic distance (Å)	Clash overlap (Å)
1:E:1070:ASP:OD1	1:E:1070:ASP:C	2.52	0.47
1:E:1447:TRP:O	1:E:1451:VAL:HG23	2.14	0.47
1:F:30:HIS:CE1	1:F:1237:ASN:O	2.68	0.47
2:G:108:CYS:SG	2:G:118:VAL:CG2	3.03	0.47
2:G:358:VAL:CG1	2:G:366:ARG:HB2	2.44	0.47
2:G:432:THR:CG2	2:G:433:ASN:N	2.78	0.47
2:H:148:LEU:CB	2:H:234:VAL:HG23	2.44	0.47
2:H:362:VAL:O	2:H:362:VAL:HG12	2.15	0.47
2:H:418:THR:HG1	2:H:420:TRP:HD1	1.59	0.47
2:I:90:PHE:CZ	2:I:160:LEU:HB2	2.50	0.47
2:I:153:ILE:HG12	2:I:220:VAL:HG11	1.96	0.47
2:I:166:LEU:O	2:I:169:LYS:HB2	2.15	0.47
2:I:292:VAL:HG22	2:I:394:LEU:CD1	2.30	0.47
2:I:297:GLY:HA2	2:I:320:TYR:HE1	1.80	0.47
2:J:108:CYS:SG	2:J:118:VAL:CG2	3.03	0.47
2:J:207:LEU:O	2:J:212:VAL:HG12	2.15	0.47
2:J:350:PRO:HB3	2:J:372:ALA:HB1	1.97	0.47
2:J:460:ALA:O	2:J:464:ILE:HD12	2.14	0.47
2:K:153:ILE:HG12	2:K:220:VAL:HG11	1.96	0.47
2:K:197:LYS:HZ3	2:K:275:ASP:HB3	1.80	0.47
2:K:229:LEU:HD22	2:K:236:VAL:CG1	2.45	0.47
2:K:432:THR:CG2	2:K:433:ASN:N	2.78	0.47
2:L:153:ILE:HG12	2:L:220:VAL:HG11	1.97	0.47
2:L:181:ARG:HD2	2:L:182:MET:N	2.29	0.47
2:L:186:LEU:HD23	2:L:195:LEU:CG	2.43	0.47
2:L:405:ASP:OD1	2:L:407:PRO:HG2	2.15	0.47
2:L:449:LEU:CD2	2:L:452:TRP:CG	2.93	0.47
2:L:455:ARG:O	2:L:458:ARG:HB2	2.14	0.47
1:A:603:HIS:N	1:A:640:THR:HG22	2.30	0.46
1:A:672:GLN:O	1:A:673:GLU:C	2.52	0.46
1:A:899:ASN:O	1:C:1228:LYS:HB2	2.16	0.46
1:A:1070:ASP:OD1	1:A:1070:ASP:C	2.52	0.46
1:B:447:LEU:CD1	1:B:451:GLN:CD	2.83	0.46
1:B:520:MET:HA	1:B:714:SER:O	2.15	0.46
1:B:787:ARG:H	1:B:787:ARG:HG3	1.23	0.46
1:B:824:GLN:NE2	1:B:824:GLN:CA	2.78	0.46
1:B:871:LEU:O	1:B:872:ASN:C	2.53	0.46
1:B:1226:GLY:O	1:D:900:GLY:HA2	2.15	0.46
1:B:1424:LEU:O	1:B:1425:LYS:C	2.53	0.46
1:C:231:ASN:HB3	1:C:332:ALA:HB3	1.96	0.46
1:C:472:GLY:O	1:C:473:LYS:HG3	2.16	0.46

*Continued on next page...*

*Continued from previous page...*

Atom-1	Atom-2	Interatomic distance (Å)	Clash overlap (Å)
1:C:489:SER:OG	1:C:490:ASP:N	2.48	0.46
1:C:498:PHE:CD1	1:C:498:PHE:N	2.82	0.46
1:C:565:THR:HG22	1:C:565:THR:O	2.15	0.46
1:C:842:GLU:HG2	1:C:1156:ARG:HH11	1.80	0.46
1:C:953:ILE:O	1:C:956:LEU:HB2	2.15	0.46
1:D:85:ALA:O	1:D:86:GLN:C	2.53	0.46
1:D:209:GLN:HG3	1:D:210:ARG:H	1.80	0.46
1:D:496:HIS:CD2	1:D:497:HIS:HD2	2.33	0.46
1:D:912:SER:CB	1:D:968:PRO:O	2.63	0.46
1:D:1401:LEU:O	1:D:1401:LEU:CD1	2.38	0.46
1:E:52:GLN:O	1:E:56:LYS:HB2	2.16	0.46
1:E:345:MET:CE	1:E:385:LEU:HB3	2.45	0.46
1:E:353:MET:HG2	1:E:385:LEU:HD23	1.97	0.46
1:E:657:VAL:HG12	1:E:658:LEU:N	2.30	0.46
1:E:780:ARG:NH2	2:L:109:VAL:HG11	2.29	0.46
1:E:1149:ILE:O	1:E:1149:ILE:HG22	2.11	0.46
1:E:1156:ARG:O	1:E:1157:SER:CB	2.62	0.46
1:E:1236:ARG:C	1:E:1238:THR:N	2.67	0.46
1:E:1369:THR:CG2	1:E:1369:THR:O	2.63	0.46
1:E:1415:ILE:HG21	1:E:1421:GLU:CB	2.44	0.46
1:F:833:SER:OG	1:F:834:THR:N	2.48	0.46
1:F:842:GLU:HB3	1:F:1156:ARG:CD	2.43	0.46
1:F:1047:MET:O	1:F:1048:GLY:C	2.53	0.46
2:G:207:LEU:O	2:G:212:VAL:HG12	2.15	0.46
2:G:416:LYS:HZ2	2:G:416:LYS:HB2	1.80	0.46
2:H:218:PHE:HD2	2:H:223:ASP:OD2	1.98	0.46
2:H:331:GLN:OE1	2:H:332:ARG:HD3	2.15	0.46
2:H:405:ASP:OD1	2:H:407:PRO:HG2	2.15	0.46
2:H:416:LYS:NZ	2:H:433:ASN:HB2	2.29	0.46
2:I:207:LEU:O	2:I:212:VAL:HG12	2.15	0.46
2:I:316:VAL:CG1	2:I:342:VAL:HG22	2.45	0.46
2:I:321:ARG:HH11	2:I:322:ARG:CZ	2.27	0.46
2:I:358:VAL:CG1	2:I:366:ARG:HB2	2.44	0.46
2:J:77:LEU:CA	2:J:127:ILE:CD1	2.93	0.46
2:J:166:LEU:HD23	2:J:461:ALA:CB	2.36	0.46
2:J:394:LEU:HD22	2:J:395:VAL:N	2.30	0.46
2:K:164:GLU:HB2	2:K:207:LEU:HD13	1.96	0.46
2:K:166:LEU:O	2:K:169:LYS:HB2	2.15	0.46
2:K:358:VAL:CG1	2:K:366:ARG:HB2	2.44	0.46
2:K:362:VAL:HG12	2:K:362:VAL:O	2.15	0.46
2:L:77:LEU:CA	2:L:127:ILE:CD1	2.93	0.46

*Continued on next page...*



*Continued from previous page...*

Atom-1	Atom-2	Interatomic distance (Å)	Clash overlap (Å)
2:L:207:LEU:O	2:L:212:VAL:HG12	2.15	0.46
2:L:358:VAL:CG1	2:L:366:ARG:HB2	2.44	0.46
1:A:335:MET:HE3	1:A:342:VAL:HB	1.97	0.46
1:A:351:ARG:HH12	1:A:978:GLU:CD	2.19	0.46
1:A:353:MET:HG2	1:A:385:LEU:HD23	1.97	0.46
1:A:464:ILE:CD1	1:A:779:TYR:CZ	2.94	0.46
1:A:528:ASN:C	1:A:529:LEU:HD23	2.35	0.46
1:A:787:ARG:NH1	1:A:821:PRO:HB2	2.24	0.46
1:A:894:PHE:HD1	1:A:904:ASN:ND2	2.13	0.46
1:A:1117:VAL:HG12	1:A:1118:CYS:N	2.29	0.46
1:A:1201:LEU:HD12	1:A:1201:LEU:N	2.31	0.46
1:A:1236:ARG:C	1:A:1238:THR:N	2.67	0.46
1:B:30:HIS:CE1	1:B:1237:ASN:O	2.68	0.46
1:B:393:VAL:HG12	1:B:394:ASP:N	2.29	0.46
1:B:677:GLU:C	1:B:677:GLU:OE1	2.54	0.46
1:C:15:ARG:O	1:C:16:SER:C	2.53	0.46
1:C:345:MET:HE2	1:C:385:LEU:CB	2.45	0.46
1:C:404:ARG:CB	1:C:405:GLU:OE1	2.51	0.46
1:C:572:THR:HG22	1:C:615:ARG:NE	2.30	0.46
1:C:956:LEU:HA	1:C:956:LEU:HD23	1.70	0.46
1:C:1044:PRO:HG2	1:C:1047:MET:HE3	1.97	0.46
1:D:304:THR:CG2	1:D:518:ARG:HD2	2.46	0.46
1:D:572:THR:CG2	1:D:615:ARG:HB3	2.42	0.46
1:D:743:VAL:HG12	1:D:744:SER:N	2.30	0.46
1:D:842:GLU:HB3	1:D:1156:ARG:CD	2.43	0.46
1:D:1226:GLY:O	1:F:900:GLY:HA2	2.15	0.46
1:D:1229:MET:HB3	1:F:877:ARG:O	2.15	0.46
1:D:1357:VAL:CG1	1:D:1359:GLY:O	2.63	0.46
1:E:3:VAL:HG22	1:E:231:ASN:HB2	1.96	0.46
1:E:52:GLN:NE2	1:E:71:LEU:CB	2.78	0.46
1:E:87:GLU:O	1:E:88:ALA:C	2.53	0.46
1:E:228:LEU:HA	1:E:228:LEU:HD12	1.29	0.46
1:E:316:LEU:HD12	1:E:316:LEU:C	2.36	0.46
1:E:489:SER:OG	1:E:490:ASP:N	2.48	0.46
1:E:603:HIS:N	1:E:640:THR:CG2	2.78	0.46
1:E:683:LEU:HD23	1:E:683:LEU:HA	1.56	0.46
1:E:949:VAL:C	1:E:950:THR:O	2.50	0.46
1:F:211:TYR:CD1	1:F:212:SER:N	2.80	0.46
1:F:520:MET:HA	1:F:714:SER:O	2.15	0.46
1:F:550:LEU:HB3	1:F:554:GLU:HG3	1.96	0.46
1:F:878:ILE:HG21	1:F:1136:VAL:HG13	1.96	0.46

*Continued on next page...*

*Continued from previous page...*

Atom-1	Atom-2	Interatomic distance (Å)	Clash overlap (Å)
1:F:1077:ARG:O	1:F:1079:ILE:N	2.48	0.46
1:F:1357:VAL:CG1	1:F:1359:GLY:O	2.63	0.46
2:G:89:ASN:H	2:G:89:ASN:HD22	1.64	0.46
2:G:181:ARG:HD2	2:G:182:MET:N	2.29	0.46
2:G:218:PHE:HD2	2:G:223:ASP:OD2	1.98	0.46
2:H:109:VAL:O	2:H:112:GLN:HG2	2.09	0.46
2:H:358:VAL:CG1	2:H:366:ARG:HB2	2.44	0.46
2:H:430:LYS:CE	2:H:456:ASP:HB3	2.43	0.46
2:I:405:ASP:OD1	2:I:407:PRO:HG2	2.16	0.46
2:I:472:ALA:O	2:I:473:GLU:HB3	2.15	0.46
2:J:49:GLN:HE22	2:J:69:LEU:CB	2.28	0.46
2:J:229:LEU:HD22	2:J:236:VAL:CG1	2.45	0.46
2:K:460:ALA:O	2:K:464:ILE:HD12	2.14	0.46
2:L:175:VAL:HG11	2:L:214:TYR:CG	2.47	0.46
1:A:12:LYS:HA	1:A:13:PRO:HD3	1.72	0.46
1:A:231:ASN:HB3	1:A:332:ALA:HB3	1.96	0.46
1:A:248:GLU:OE2	1:A:266:VAL:N	2.44	0.46
1:A:489:SER:OG	1:A:490:ASP:N	2.48	0.46
1:A:572:THR:HG22	1:A:615:ARG:NE	2.30	0.46
1:A:1075:THR:HG22	1:A:1077:ARG:N	2.30	0.46
1:A:1214:ARG:O	1:A:1215:ILE:C	2.52	0.46
1:B:227:MET:CE	1:B:282:GLU:HG2	2.44	0.46
1:B:302:ALA:HB2	1:B:347:ARG:HH11	1.76	0.46
1:B:417:ASP:HA	1:B:420:VAL:CG1	2.46	0.46
1:B:777:GLY:C	2:G:52:VAL:CG1	2.83	0.46
1:B:877:ARG:O	1:F:1229:MET:HB3	2.15	0.46
1:C:12:LYS:HA	1:C:13:PRO:HD3	1.72	0.46
1:C:136:ASN:OD1	1:C:136:ASN:N	2.47	0.46
1:C:242:ASN:HD22	1:C:242:ASN:H	1.61	0.46
1:C:746:ILE:HG23	1:C:1182:ASP:N	2.21	0.46
1:C:871:LEU:O	1:C:872:ASN:C	2.52	0.46
1:C:899:ASN:O	1:E:1228:LYS:HB2	2.16	0.46
1:C:1068:ARG:NE	1:C:1089:GLU:OE1	2.39	0.46
1:C:1290:GLY:O	1:C:1291:ASP:CB	2.53	0.46
1:C:1383:PHE:O	1:C:1384:ALA:HB3	2.15	0.46
1:D:30:HIS:CE1	1:D:1237:ASN:O	2.68	0.46
1:D:30:HIS:CE1	1:D:368:GLU:OE2	2.68	0.46
1:D:162:GLU:CB	1:D:164:ILE:HD12	2.44	0.46
1:D:227:MET:CE	1:D:282:GLU:CG	2.93	0.46
1:D:447:LEU:CD1	1:D:447:LEU:C	2.84	0.46
1:D:1143:ALA:O	1:D:1146:VAL:N	2.47	0.46

*Continued on next page...*

*Continued from previous page...*

Atom-1	Atom-2	Interatomic distance (Å)	Clash overlap (Å)
1:E:183:PHE:HE1	1:E:188:LEU:HA	1.79	0.46
1:E:386:GLY:N	1:E:389:GLU:OE2	2.48	0.46
1:E:606:LEU:C	1:E:607:THR:CG2	2.83	0.46
1:E:1383:PHE:O	1:E:1384:ALA:HB3	2.15	0.46
4:E:2474:FMN:H9	4:E:2474:FMN:H1'2	1.70	0.46
1:F:227:MET:CE	1:F:282:GLU:HG2	2.44	0.46
1:F:286:ARG:HD3	1:F:286:ARG:HA	1.55	0.46
1:F:347:ARG:HH11	1:F:347:ARG:HB2	1.79	0.46
1:F:417:ASP:HA	1:F:420:VAL:CG1	2.46	0.46
1:F:457:THR:O	1:F:461:MET:HG2	2.15	0.46
1:F:629:THR:O	1:F:632:ILE:HB	2.16	0.46
1:F:677:GLU:C	1:F:677:GLU:OE1	2.54	0.46
1:F:1201:LEU:H	1:F:1201:LEU:HD22	1.79	0.46
1:F:1424:LEU:HD23	1:F:1428:ILE:HG13	1.96	0.46
2:G:49:GLN:HE22	2:G:69:LEU:CB	2.28	0.46
2:G:64:ASN:OD1	2:G:66:PRO:HD2	2.15	0.46
2:G:246:ARG:O	2:G:397:LYS:HE3	2.16	0.46
2:G:331:GLN:OE1	2:G:332:ARG:HD3	2.15	0.46
2:G:405:ASP:OD1	2:G:407:PRO:HG2	2.15	0.46
2:H:49:GLN:HE22	2:H:69:LEU:CB	2.28	0.46
2:H:64:ASN:OD1	2:H:66:PRO:HD2	2.15	0.46
2:H:90:PHE:CZ	2:H:160:LEU:HB2	2.50	0.46
2:H:348:ALA:HB1	2:H:373:ASP:HA	1.96	0.46
2:H:472:ALA:O	2:H:473:GLU:HB3	2.15	0.46
2:I:109:VAL:O	2:I:112:GLN:HG2	2.09	0.46
2:I:189:GLY:HA2	2:I:265:LEU:HB3	1.98	0.46
2:I:207:LEU:CD1	2:I:212:VAL:CG1	2.94	0.46
2:I:208:ALA:HA	2:I:212:VAL:HG13	1.98	0.46
2:I:375:THR:CG2	2:I:376:GLY:N	2.79	0.46
2:I:432:THR:CG2	2:I:433:ASN:N	2.78	0.46
2:I:480:ALA:O	2:I:481:GLU:HB3	2.14	0.46
2:J:30:GLU:OE2	2:J:32:TYR:HB2	2.16	0.46
2:J:166:LEU:O	2:J:169:LYS:HB2	2.15	0.46
2:J:405:ASP:OD1	2:J:407:PRO:HG2	2.15	0.46
2:K:89:ASN:H	2:K:89:ASN:HD22	1.64	0.46
2:K:175:VAL:HG11	2:K:214:TYR:CG	2.47	0.46
2:K:218:PHE:HD2	2:K:223:ASP:OD2	1.98	0.46
2:K:350:PRO:CB	2:K:372:ALA:HB1	2.45	0.46
2:L:90:PHE:O	2:L:93:ILE:HG23	2.16	0.46
2:L:144:ARG:HH11	2:L:169:LYS:CA	2.27	0.46
2:L:218:PHE:HD2	2:L:223:ASP:OD2	1.98	0.46

*Continued on next page...*

*Continued from previous page...*

Atom-1	Atom-2	Interatomic distance (Å)	Clash overlap (Å)
1:A:143:GLN:CA	1:A:143:GLN:NE2	2.78	0.46
1:A:316:LEU:C	1:A:316:LEU:HD12	2.36	0.46
1:A:673:GLU:O	1:A:674:ALA:C	2.53	0.46
1:A:896:PRO:CB	1:C:1226:GLY:CA	2.92	0.46
1:A:940:GLU:O	1:A:969:PRO:HA	2.15	0.46
1:A:1132:PRO:O	1:A:1133:GLU:C	2.52	0.46
1:A:1274:GLN:NE2	1:A:1293:ASN:HB3	2.30	0.46
1:B:313:HIS:CD2	1:B:313:HIS:H	2.34	0.46
1:B:389:GLU:HA	1:B:403:ASP:OD2	2.15	0.46
1:B:608:ASP:OD2	1:B:647:ALA:N	2.42	0.46
1:B:839:PRO:HG2	1:B:842:GLU:OE1	2.15	0.46
1:B:1061:LEU:O	1:B:1064:ARG:HB2	2.15	0.46
1:B:1440:ALA:O	1:B:1441:ALA:C	2.53	0.46
1:C:47:HIS:HB3	1:C:206:ILE:HB	1.96	0.46
1:C:81:ILE:HD13	1:D:216:PHE:CE1	2.50	0.46
1:C:353:MET:HG2	1:C:385:LEU:HD23	1.97	0.46
1:C:672:GLN:O	1:C:673:GLU:C	2.52	0.46
1:C:1005:GLY:O	1:C:1009:ILE:HD12	2.16	0.46
1:C:1049:LEU:HD21	1:C:1087:ALA:HB2	1.98	0.46
1:C:1075:THR:HG22	1:C:1077:ARG:N	2.30	0.46
1:C:1156:ARG:O	1:C:1157:SER:CB	2.62	0.46
1:C:1231:LEU:O	1:C:1266:ILE:HA	2.16	0.46
1:C:1427:LEU:HD23	1:C:1427:LEU:HA	1.79	0.46
1:D:89:CYS:O	1:D:93:VAL:HG23	2.16	0.46
1:D:173:SER:HG	1:D:176:SER:H	1.63	0.46
1:D:1201:LEU:HD22	1:D:1201:LEU:H	1.79	0.46
1:D:1424:LEU:HD22	1:D:1447:TRP:HH2	1.80	0.46
1:E:572:THR:HG21	1:E:615:ARG:NE	2.30	0.46
1:E:1044:PRO:HG2	1:E:1047:MET:HE3	1.98	0.46
1:E:1075:THR:HG22	1:E:1077:ARG:N	2.30	0.46
1:E:1428:ILE:HG22	1:E:1428:ILE:O	2.14	0.46
1:E:1463:LEU:HD23	1:E:1463:LEU:HA	1.66	0.46
1:F:89:CYS:O	1:F:93:VAL:HG23	2.16	0.46
1:F:147:ASP:O	1:F:151:ILE:HG13	2.15	0.46
1:F:572:THR:HG23	1:F:616:ALA:O	2.15	0.46
1:F:615:ARG:HG2	1:F:615:ARG:NH1	2.30	0.46
1:F:673:GLU:O	1:F:674:ALA:C	2.54	0.46
1:F:1184:ASN:N	1:F:1185:PRO:HD2	2.30	0.46
1:F:1204:ARG:O	1:F:1205:ASN:C	2.51	0.46
1:F:1212:ASP:OD2	1:F:1243:GLY:CA	2.63	0.46
2:G:90:PHE:CE1	2:G:160:LEU:HB2	2.50	0.46

*Continued on next page...*

*Continued from previous page...*

Atom-1	Atom-2	Interatomic distance (Å)	Clash overlap (Å)
2:G:208:ALA:HA	2:G:212:VAL:HG13	1.98	0.46
2:H:91:PRO:HD2	2:H:203:ARG:HH21	1.79	0.46
2:H:108:CYS:SG	2:H:118:VAL:CG2	3.03	0.46
2:H:207:LEU:O	2:H:212:VAL:HG12	2.15	0.46
2:H:229:LEU:HD22	2:H:236:VAL:CG1	2.45	0.46
2:H:416:LYS:CE	2:H:433:ASN:HB2	2.45	0.46
2:I:64:ASN:OD1	2:I:66:PRO:HD2	2.15	0.46
2:J:63:ASN:HD21	2:J:83:VAL:HG12	1.79	0.46
2:J:90:PHE:CE1	2:J:160:LEU:HB2	2.50	0.46
2:J:358:VAL:CG1	2:J:366:ARG:HB2	2.44	0.46
2:J:375:THR:CG2	2:J:376:GLY:N	2.79	0.46
2:J:480:ALA:O	2:J:481:GLU:HB3	2.14	0.46
2:K:77:LEU:CA	2:K:127:ILE:CD1	2.93	0.46
2:K:207:LEU:O	2:K:212:VAL:HG12	2.15	0.46
2:K:246:ARG:O	2:K:397:LYS:HE3	2.16	0.46
2:K:416:LYS:HZ2	2:K:416:LYS:HB2	1.80	0.46
2:L:54:PHE:CB	2:L:107:ASN:HB3	2.39	0.46
2:L:297:GLY:HA2	2:L:320:TYR:HE1	1.80	0.46
2:L:321:ARG:HH11	2:L:322:ARG:CZ	2.27	0.46
2:L:375:THR:CG2	2:L:376:GLY:N	2.79	0.46
1:A:313:HIS:CD2	1:A:313:HIS:N	2.83	0.46
1:A:417:ASP:O	1:A:418:LYS:C	2.52	0.46
1:A:536:ASP:OD1	1:A:538:THR:N	2.49	0.46
1:A:805:ASP:O	1:A:805:ASP:OD1	2.33	0.46
1:A:833:SER:HB3	1:A:1153:LEU:HD22	1.98	0.46
1:A:944:LEU:HD12	1:A:944:LEU:HA	1.72	0.46
1:B:105:TYR:N	1:B:105:TYR:CD1	2.81	0.46
1:C:78:LEU:HD12	1:C:129:GLU:HG3	1.97	0.46
1:C:468:MET:HG2	1:C:699:ALA:HB1	1.97	0.46
1:C:500:ARG:NH2	1:C:1041:ALA:O	2.48	0.46
1:C:606:LEU:C	1:C:607:THR:CG2	2.83	0.46
1:C:672:GLN:CG	1:C:693:MET:CE	2.79	0.46
1:D:393:VAL:HG12	1:D:394:ASP:N	2.29	0.46
1:D:677:GLU:C	1:D:677:GLU:OE1	2.54	0.46
1:D:720:ARG:C	1:D:722:GLY:N	2.69	0.46
1:D:746:ILE:CG2	1:D:1182:ASP:CB	2.86	0.46
1:D:777:GLY:C	2:H:52:VAL:CG1	2.83	0.46
1:D:824:GLN:NE2	1:D:824:GLN:CA	2.78	0.46
1:D:839:PRO:HG2	1:D:842:GLU:OE1	2.15	0.46
1:E:251:MET:HB2	1:E:533:LEU:CD1	2.44	0.46
1:E:454:PHE:N	1:E:454:PHE:CD1	2.81	0.46

*Continued on next page...*

*Continued from previous page...*

Atom-1	Atom-2	Interatomic distance (Å)	Clash overlap (Å)
1:E:472:GLY:O	1:E:473:LYS:HG3	2.16	0.46
1:E:828:LEU:HD22	1:E:1172:SER:CB	2.38	0.46
1:E:935:GLY:HA3	1:E:1025:GLY:O	2.15	0.46
1:E:1231:LEU:O	1:E:1266:ILE:HA	2.16	0.46
1:F:24:ALA:C	1:F:26:LYS:H	2.19	0.46
1:F:107:TRP:H	1:F:107:TRP:HD1	1.60	0.46
1:F:150:ILE:HG21	1:F:259:HIS:CG	2.50	0.46
1:F:210:ARG:HA	3:F:2473:OMT:HE2	1.97	0.46
1:F:254:PRO:O	1:F:257:GLY:N	2.37	0.46
1:F:290:THR:HG22	1:F:292:PRO:N	2.31	0.46
1:F:304:THR:CG2	1:F:518:ARG:HD2	2.46	0.46
1:F:511:ILE:HG22	1:F:512:ASP:H	1.79	0.46
1:F:782:ARG:CA	2:I:52:VAL:C	2.84	0.46
1:F:824:GLN:O	1:F:827:ASP:CB	2.58	0.46
1:F:1061:LEU:O	1:F:1064:ARG:HB2	2.16	0.46
1:F:1143:ALA:O	1:F:1146:VAL:N	2.47	0.46
1:F:1417:VAL:HG12	1:F:1419:HIS:N	2.26	0.46
2:G:297:GLY:HA2	2:G:320:TYR:HE1	1.80	0.46
2:H:54:PHE:CB	2:H:107:ASN:HB3	2.39	0.46
2:H:63:ASN:HD21	2:H:83:VAL:HG12	1.79	0.46
2:H:81:TYR:HD1	2:H:128:ASN:HA	1.81	0.46
2:H:166:LEU:O	2:H:169:LYS:HB2	2.15	0.46
2:H:189:GLY:HA2	2:H:265:LEU:HB3	1.98	0.46
2:I:81:TYR:HD1	2:I:128:ASN:HA	1.81	0.46
2:I:367:ILE:HD13	2:I:368:HIS:C	2.34	0.46
2:J:51:GLY:O	2:J:52:VAL:HG23	2.16	0.46
2:J:416:LYS:NZ	2:J:433:ASN:HB2	2.29	0.46
2:K:90:PHE:CZ	2:K:160:LEU:HB2	2.50	0.46
2:K:93:ILE:HD11	2:K:195:LEU:CD2	2.30	0.46
2:K:108:CYS:SG	2:K:118:VAL:CG2	3.03	0.46
2:K:318:CYS:SG	2:K:320:TYR:CZ	3.06	0.46
2:K:324:ARG:HA	2:K:346:TRP:CZ2	2.46	0.46
2:L:89:ASN:H	2:L:89:ASN:HD22	1.64	0.46
2:L:90:PHE:CE1	2:L:160:LEU:HB2	2.50	0.46
2:L:189:GLY:HA2	2:L:265:LEU:HB3	1.98	0.46
2:L:208:ALA:HA	2:L:212:VAL:HG13	1.98	0.46
2:L:472:ALA:O	2:L:473:GLU:HB3	2.15	0.46
1:A:15:ARG:O	1:A:16:SER:C	2.53	0.46
1:A:1383:PHE:O	1:A:1384:ALA:HB3	2.15	0.46
1:B:125:ARG:HG3	1:B:219:TRP:CZ2	2.51	0.46
1:B:304:THR:CG2	1:B:518:ARG:HD2	2.46	0.46

*Continued on next page...*

*Continued from previous page...*

Atom-1	Atom-2	Interatomic distance (Å)	Clash overlap (Å)
1:B:430:VAL:HG13	1:B:554:GLU:CA	2.37	0.46
1:B:447:LEU:CD1	1:B:447:LEU:C	2.84	0.46
1:B:457:THR:O	1:B:461:MET:HG2	2.15	0.46
1:B:487:VAL:HG13	1:B:498:PHE:HE2	1.81	0.46
1:B:743:VAL:HG12	1:B:744:SER:N	2.30	0.46
1:B:842:GLU:HB3	1:B:1156:ARG:CD	2.43	0.46
1:B:848:ALA:O	1:B:849:ILE:C	2.54	0.46
1:B:963:VAL:CG1	1:B:964:MET:H	2.25	0.46
1:B:1010:ALA:HB2	1:B:1052:VAL:HG22	1.97	0.46
1:B:1076:GLY:N	1:B:1145:GLU:OE2	2.49	0.46
1:C:52:GLN:NE2	1:C:71:LEU:HB2	2.27	0.46
1:C:393:VAL:CG1	1:C:394:ASP:N	2.77	0.46
1:C:894:PHE:HD1	1:C:904:ASN:ND2	2.13	0.46
1:C:1195:ASN:HD21	1:C:1197:ARG:CZ	2.29	0.46
1:C:1401:LEU:N	1:C:1402:PRO:CD	2.79	0.46
1:C:1438:ARG:O	1:C:1441:ALA:N	2.49	0.46
1:C:1468:VAL:O	1:C:1468:VAL:HG12	2.15	0.46
1:D:125:ARG:HG3	1:D:219:TRP:CZ2	2.51	0.46
1:D:147:ASP:O	1:D:151:ILE:HG13	2.15	0.46
1:D:196:LEU:HD23	1:D:196:LEU:HA	1.55	0.46
1:D:227:MET:CE	1:D:282:GLU:HG2	2.44	0.46
1:D:263:LEU:N	1:D:263:LEU:CD1	2.73	0.46
1:D:313:HIS:CD2	1:D:313:HIS:H	2.34	0.46
1:D:437:GLY:O	1:D:438:GLU:C	2.48	0.46
1:D:871:LEU:O	1:D:872:ASN:C	2.53	0.46
1:D:878:ILE:HG21	1:D:878:ILE:HD13	1.66	0.46
1:D:1207:VAL:HG13	1:D:1208:PRO:CD	2.46	0.46
1:E:9:ILE:HG13	1:E:361:GLY:C	2.35	0.46
1:E:136:ASN:OD1	1:E:136:ASN:N	2.47	0.46
1:E:393:VAL:CG1	1:E:394:ASP:N	2.77	0.46
1:E:672:GLN:O	1:E:673:GLU:C	2.52	0.46
1:E:850:ARG:O	1:E:853:PHE:HB2	2.15	0.46
1:E:969:PRO:CD	1:E:970:PRO:HD2	2.46	0.46
1:E:1274:GLN:H	1:E:1274:GLN:HG2	1.35	0.46
1:E:1274:GLN:NE2	1:E:1293:ASN:HB3	2.30	0.46
1:E:1412:PHE:HD2	1:E:1455:TRP:CZ3	2.33	0.46
1:F:839:PRO:HG2	1:F:842:GLU:OE1	2.15	0.46
2:G:161:ALA:CB	2:G:454:ILE:HG12	2.40	0.46
2:G:228:GLU:O	2:G:231:ARG:HB3	2.16	0.46
2:G:375:THR:CG2	2:G:376:GLY:N	2.79	0.46
2:G:449:LEU:CD2	2:G:451:VAL:HG13	2.27	0.46

*Continued on next page...*

*Continued from previous page...*

Atom-1	Atom-2	Interatomic distance (Å)	Clash overlap (Å)
2:H:88:ASN:OD1	2:H:91:PRO:HA	2.16	0.46
2:I:30:GLU:OE2	2:I:32:TYR:HB2	2.16	0.46
2:I:348:ALA:HB1	2:I:373:ASP:HA	1.97	0.46
2:I:350:PRO:HG2	2:I:380:PRO:HA	1.98	0.46
2:I:367:ILE:HD13	2:I:367:ILE:C	2.36	0.46
2:I:416:LYS:CE	2:I:433:ASN:HB2	2.45	0.46
2:J:81:TYR:HD1	2:J:128:ASN:HA	1.81	0.46
2:J:228:GLU:O	2:J:231:ARG:HB3	2.16	0.46
2:J:362:VAL:HG12	2:J:362:VAL:O	2.15	0.46
2:J:394:LEU:CD2	2:J:395:VAL:N	2.79	0.46
2:J:432:THR:CG2	2:J:433:ASN:N	2.78	0.46
2:K:77:LEU:HD23	2:K:127:ILE:HD12	1.96	0.46
2:K:228:GLU:O	2:K:231:ARG:HB3	2.16	0.46
2:K:423:LEU:CD2	2:K:423:LEU:H	2.25	0.46
2:L:64:ASN:OD1	2:L:66:PRO:HD2	2.15	0.46
2:L:350:PRO:HG2	2:L:380:PRO:HA	1.98	0.46
1:A:52:GLN:NE2	1:A:71:LEU:CB	2.78	0.46
1:A:57:ASP:O	1:A:60:LYS:HB2	2.15	0.46
1:A:472:GLY:O	1:A:473:LYS:HG3	2.16	0.46
1:A:583:ARG:CZ	1:A:587:ARG:HH12	2.27	0.46
1:A:603:HIS:N	1:A:640:THR:CG2	2.79	0.46
1:A:896:PRO:HB3	1:C:1226:GLY:C	2.36	0.46
1:A:949:VAL:C	1:A:950:THR:O	2.50	0.46
1:A:969:PRO:CD	1:A:970:PRO:HD2	2.46	0.46
1:A:1231:LEU:O	1:A:1266:ILE:HA	2.16	0.46
1:B:30:HIS:CE1	1:B:368:GLU:OE2	2.68	0.46
1:B:139:VAL:HG12	1:B:143:GLN:HB2	1.97	0.46
1:B:263:LEU:HA	1:B:263:LEU:HD12	1.11	0.46
1:B:413:LEU:O	1:B:414:LYS:HD2	2.16	0.46
1:B:787:ARG:O	1:B:788:HIS:ND1	2.49	0.46
1:B:1131:THR:HG22	1:B:1133:GLU:CA	2.46	0.46
1:B:1212:ASP:OD2	1:B:1243:GLY:CA	2.63	0.46
1:B:1229:MET:HB3	1:D:877:ARG:O	2.15	0.46
1:B:1424:LEU:CD2	1:B:1428:ILE:HD11	2.46	0.46
1:C:21:GLY:O	1:C:22:ILE:C	2.49	0.46
1:C:98:LEU:HD23	1:C:98:LEU:HA	1.82	0.46
1:C:603:HIS:N	1:C:640:THR:HG22	2.30	0.46
1:C:782:ARG:HD3	2:K:53:PRO:HD2	1.79	0.46
1:D:290:THR:CG2	1:D:291:ALA:N	2.75	0.46
1:D:290:THR:HG22	1:D:292:PRO:N	2.31	0.46
1:D:416:TRP:O	1:D:419:TRP:HB2	2.16	0.46

*Continued on next page...*



*Continued from previous page...*

Atom-1	Atom-2	Interatomic distance (Å)	Clash overlap (Å)
1:D:798:LEU:O	1:D:801:ALA:HB3	2.16	0.46
1:D:824:GLN:NE2	1:D:824:GLN:HA	2.30	0.46
1:D:1141:PHE:O	1:D:1142:LEU:C	2.54	0.46
1:E:143:GLN:CA	1:E:143:GLN:NE2	2.78	0.46
1:E:191:PHE:HE1	1:E:192:TYR:CE1	2.33	0.46
1:E:505:GLN:HE21	1:E:1001:VAL:N	2.01	0.46
1:E:842:GLU:HG2	1:E:1156:ARG:HH11	1.80	0.46
1:E:989:GLN:O	1:E:1245:ARG:HD3	2.16	0.46
1:E:1049:LEU:HD21	1:E:1087:ALA:HB2	1.98	0.46
1:F:25:LEU:HD21	1:F:207:TYR:HB2	1.97	0.46
1:F:59:VAL:HG22	1:F:105:TYR:HD2	1.78	0.46
1:F:416:TRP:O	1:F:419:TRP:HB2	2.16	0.46
1:F:477:GLY:O	1:F:478:SER:HB3	2.15	0.46
1:F:720:ARG:C	1:F:722:GLY:N	2.69	0.46
1:F:766:TYR:C	1:F:768:GLU:H	2.18	0.46
1:F:782:ARG:HH22	2:I:51:GLY:HA2	0.97	0.46
1:F:1113:CYS:C	1:F:1115:VAL:N	2.69	0.46
1:F:1128:PHE:CZ	1:F:1130:GLY:CA	2.93	0.46
1:F:1207:VAL:HG13	1:F:1208:PRO:CD	2.46	0.46
1:F:1420:TYR:C	1:F:1422:SER:N	2.69	0.46
2:G:144:ARG:HH11	2:G:169:LYS:CA	2.27	0.46
2:G:203:ARG:HB3	2:G:203:ARG:NH2	2.31	0.46
2:G:257:ASN:HD22	2:G:364:ALA:CB	2.29	0.46
2:H:110:ILE:HG13	2:H:117:ALA:CA	2.35	0.46
2:H:110:ILE:HB	2:H:115:HIS:HE1	1.81	0.46
2:I:145:GLU:O	2:I:145:GLU:HG2	2.12	0.46
2:I:218:PHE:HD2	2:I:223:ASP:OD2	1.98	0.46
2:I:230:ARG:CZ	2:I:434:MET:HE1	2.46	0.46
2:I:350:PRO:CB	2:I:372:ALA:HB1	2.45	0.46
2:J:218:PHE:HD2	2:J:223:ASP:OD2	1.98	0.46
2:J:350:PRO:HG2	2:J:380:PRO:HA	1.98	0.46
2:K:257:ASN:HD22	2:K:364:ALA:CB	2.29	0.46
2:L:350:PRO:HB3	2:L:372:ALA:HB1	1.97	0.46
2:L:480:ALA:O	2:L:481:GLU:HB3	2.15	0.46
1:A:295:LYS:HE2	1:A:299:VAL:HG11	1.98	0.46
1:A:370:GLY:CA	1:A:1237:ASN:HB3	2.45	0.46
1:A:565:THR:HG22	1:A:565:THR:O	2.15	0.46
1:A:780:ARG:CB	2:J:51:GLY:O	2.64	0.46
1:A:1049:LEU:HD21	1:A:1087:ALA:HB2	1.98	0.46
1:B:89:CYS:O	1:B:93:VAL:HG23	2.16	0.46
1:B:266:VAL:HG12	1:B:266:VAL:O	2.15	0.46

*Continued on next page...*

*Continued from previous page...*

Atom-1	Atom-2	Interatomic distance (Å)	Clash overlap (Å)
1:B:777:GLY:CA	2:G:52:VAL:HG13	2.12	0.46
1:B:918:THR:HG23	1:B:1256:MET:SD	2.56	0.46
1:B:1184:ASN:N	1:B:1185:PRO:HD2	2.30	0.46
1:B:1207:VAL:HG13	1:B:1208:PRO:CD	2.46	0.46
1:C:260:MET:HA	1:C:263:LEU:HB2	1.98	0.46
1:C:350:LEU:HD23	1:C:350:LEU:HA	1.55	0.46
1:C:1201:LEU:HD12	1:C:1201:LEU:N	2.31	0.46
1:D:139:VAL:HG12	1:D:143:GLN:HB2	1.97	0.46
1:D:286:ARG:HA	1:D:286:ARG:HD3	1.55	0.46
1:D:359:THR:HG23	1:D:378:GLN:O	2.16	0.46
1:D:457:THR:O	1:D:461:MET:HG2	2.15	0.46
1:D:595:ASP:O	1:D:596:ALA:C	2.51	0.46
1:D:621:ILE:HG12	1:D:657:VAL:HG11	1.97	0.46
1:D:643:ASN:HB3	1:D:665:THR:HG22	1.98	0.46
1:D:757:LYS:O	1:D:758:VAL:C	2.53	0.46
1:D:766:TYR:C	1:D:768:GLU:H	2.18	0.46
1:D:1153:LEU:HD23	1:D:1153:LEU:HA	1.42	0.46
1:D:1401:LEU:C	1:D:1401:LEU:CD1	2.55	0.46
1:E:863:LEU:HB3	1:E:1118:CYS:HB3	1.97	0.46
1:E:1244:THR:O	1:E:1245:ARG:C	2.51	0.46
1:E:1276:LEU:HD12	1:E:1276:LEU:C	2.36	0.46
1:E:1393:TYR:C	1:E:1394:VAL:HG23	2.34	0.46
1:E:1397:LEU:HD22	1:E:1453:LYS:HD2	1.98	0.46
1:E:1438:ARG:O	1:E:1441:ALA:N	2.49	0.46
1:F:313:HIS:H	1:F:313:HIS:CD2	2.34	0.46
1:F:501:GLN:OE1	1:F:710:LYS:NZ	2.43	0.46
2:G:90:PHE:O	2:G:93:ILE:HG23	2.16	0.46
2:G:189:GLY:HA2	2:G:265:LEU:HB3	1.98	0.46
2:G:350:PRO:CB	2:G:372:ALA:HB1	2.45	0.46
2:H:89:ASN:H	2:H:89:ASN:HD22	1.64	0.46
2:H:228:GLU:O	2:H:231:ARG:HB3	2.16	0.46
2:I:88:ASN:OD1	2:I:91:PRO:HA	2.16	0.46
2:I:90:PHE:CE1	2:I:160:LEU:HB2	2.50	0.46
2:I:331:GLN:HA	2:I:334:VAL:HG22	1.93	0.46
2:I:430:LYS:CE	2:I:456:ASP:HB3	2.43	0.46
2:J:64:ASN:OD1	2:J:66:PRO:HD2	2.15	0.46
2:J:257:ASN:HD22	2:J:364:ALA:CB	2.29	0.46
2:J:365:VAL:HG22	2:J:366:ARG:CG	2.40	0.46
2:J:472:ALA:O	2:J:473:GLU:HB3	2.15	0.46
2:K:110:ILE:HG13	2:K:117:ALA:CA	2.35	0.46
2:K:189:GLY:HA2	2:K:265:LEU:HB3	1.98	0.46

*Continued on next page...*

*Continued from previous page...*

Atom-1	Atom-2	Interatomic distance (Å)	Clash overlap (Å)
2:K:203:ARG:HB3	2:K:203:ARG:NH2	2.31	0.46
2:K:208:ALA:HA	2:K:212:VAL:HG13	1.98	0.46
2:K:230:ARG:CZ	2:K:434:MET:HE1	2.46	0.46
2:K:367:ILE:HD13	2:K:367:ILE:C	2.36	0.46
2:K:394:LEU:CD2	2:K:395:VAL:N	2.79	0.46
2:L:81:TYR:HD1	2:L:128:ASN:HA	1.81	0.46
2:L:145:GLU:O	2:L:145:GLU:HG2	2.12	0.46
2:L:207:LEU:CD1	2:L:212:VAL:CG1	2.94	0.46
2:L:228:GLU:O	2:L:231:ARG:HB3	2.16	0.46
1:A:9:ILE:HG13	1:A:361:GLY:C	2.35	0.46
1:A:376:GLU:O	1:A:378:GLN:N	2.49	0.46
1:A:562:MET:CE	1:A:566:ALA:HB2	2.46	0.46
1:A:1195:ASN:HD21	1:A:1197:ARG:CZ	2.29	0.46
1:A:1228:LYS:HB2	1:E:899:ASN:O	2.16	0.46
1:B:25:LEU:HD21	1:B:207:TYR:HB2	1.97	0.46
1:B:1141:PHE:O	1:B:1142:LEU:C	2.54	0.46
1:C:52:GLN:O	1:C:56:LYS:HB2	2.16	0.46
1:C:57:ASP:O	1:C:60:LYS:HB2	2.15	0.46
1:C:863:LEU:HB3	1:C:1118:CYS:HB3	1.97	0.46
1:C:1132:PRO:O	1:C:1133:GLU:C	2.52	0.46
1:C:1432:VAL:O	1:C:1433:THR:C	2.53	0.46
1:D:100:PHE:O	1:D:137:LYS:CE	2.46	0.46
1:D:525:ARG:HG3	1:D:544:GLN:HG3	1.97	0.46
1:D:1076:GLY:N	1:D:1145:GLU:OE2	2.49	0.46
1:D:1347:ALA:O	1:D:1348:VAL:C	2.54	0.46
1:E:266:VAL:HG12	1:E:266:VAL:O	2.16	0.46
1:E:536:ASP:OD1	1:E:538:THR:N	2.49	0.46
1:E:938:PRO:O	1:E:939:GLY:C	2.53	0.46
1:E:1057:THR:HG22	1:E:1058:LEU:N	2.28	0.46
1:E:1117:VAL:HG12	1:E:1118:CYS:N	2.29	0.46
1:F:228:LEU:HD22	1:F:278:ASP:HA	1.98	0.46
1:F:284:MET:HE2	1:F:294:VAL:HG13	1.98	0.46
1:F:496:HIS:CD2	1:F:497:HIS:HD2	2.33	0.46
1:F:838:VAL:HG13	1:F:839:PRO:CD	2.32	0.46
2:G:165:GLU:HB3	2:G:169:LYS:HZ2	1.79	0.46
2:G:179:TYR:HB3	2:G:181:ARG:HH12	1.81	0.46
2:G:272:SER:O	2:G:273:LEU:HD13	2.16	0.46
2:G:367:ILE:HD13	2:G:367:ILE:C	2.36	0.46
2:H:207:LEU:CD1	2:H:212:VAL:CG1	2.94	0.46
2:H:208:ALA:HA	2:H:212:VAL:HG13	1.98	0.46
2:H:257:ASN:HD22	2:H:364:ALA:CB	2.29	0.46

*Continued on next page...*

*Continued from previous page...*

Atom-1	Atom-2	Interatomic distance (Å)	Clash overlap (Å)
2:H:276:THR:HG22	2:H:277:VAL:N	2.31	0.46
2:H:290:LYS:CG	2:H:291:HIS:N	2.79	0.46
2:H:371:VAL:CG2	2:H:386:SER:CB	2.94	0.46
2:H:394:LEU:CD2	2:H:395:VAL:N	2.79	0.46
2:H:460:ALA:O	2:H:464:ILE:HD12	2.14	0.46
2:I:246:ARG:O	2:I:397:LYS:HE3	2.16	0.46
2:I:276:THR:HG22	2:I:277:VAL:N	2.31	0.46
2:J:54:PHE:CB	2:J:107:ASN:HB3	2.39	0.46
2:J:80:ALA:HB3	2:J:127:ILE:HD11	1.96	0.46
2:J:189:GLY:HA2	2:J:265:LEU:HB3	1.98	0.46
2:J:371:VAL:CG2	2:J:386:SER:CB	2.94	0.46
2:J:449:LEU:CG	2:J:451:VAL:HG12	2.46	0.46
2:K:28:PHE:N	2:K:28:PHE:CD1	2.84	0.46
2:K:416:LYS:CE	2:K:433:ASN:HB2	2.45	0.46
2:K:472:ALA:O	2:K:473:GLU:HB3	2.15	0.46
2:L:30:GLU:OE2	2:L:32:TYR:HB2	2.16	0.46
2:L:365:VAL:HG22	2:L:366:ARG:CG	2.40	0.46
2:L:394:LEU:CD2	2:L:395:VAL:N	2.79	0.46
1:A:213:THR:O	1:A:214:ASN:ND2	2.43	0.46
1:A:281:PHE:CZ	1:A:335:MET:HG2	2.50	0.46
1:A:298:LEU:HD23	1:A:324:MET:CG	2.44	0.46
1:A:863:LEU:HB3	1:A:1118:CYS:HB3	1.97	0.46
1:B:102:TYR:HA	1:B:136:ASN:OD1	2.16	0.46
1:B:700:ILE:O	1:B:703:GLY:N	2.49	0.46
4:B:2474:FMN:H1'2	4:B:2474:FMN:H9	1.57	0.46
1:C:214:ASN:O	1:C:1015:LYS:CE	2.53	0.46
1:C:357:ILE:HD11	1:C:400:LEU:HD21	1.98	0.46
1:C:452:GLN:NE2	1:C:764:THR:HG23	1.99	0.46
1:C:661:VAL:O	1:C:661:VAL:CG1	2.61	0.46
1:C:833:SER:OG	1:C:834:THR:N	2.49	0.46
1:C:850:ARG:O	1:C:853:PHE:HB2	2.16	0.46
1:C:1274:GLN:NE2	1:C:1293:ASN:HB3	2.30	0.46
1:D:24:ALA:C	1:D:26:LYS:H	2.19	0.46
1:D:102:TYR:HA	1:D:136:ASN:OD1	2.16	0.46
1:D:700:ILE:O	1:D:703:GLY:N	2.49	0.46
1:D:728:ILE:CD1	1:D:1047:MET:CE	2.74	0.46
1:D:833:SER:OG	1:D:834:THR:N	2.48	0.46
1:D:1219:ALA:HA	1:D:1229:MET:CE	2.45	0.46
1:E:260:MET:HA	1:E:263:LEU:HB2	1.98	0.46
1:E:357:ILE:HD11	1:E:400:LEU:HD21	1.98	0.46
1:E:491:LYS:HZ1	1:E:785:GLY:HA3	1.81	0.46

*Continued on next page...*

*Continued from previous page...*

Atom-1	Atom-2	Interatomic distance (Å)	Clash overlap (Å)
1:E:509:PRO:HA	1:E:510:PRO:HD3	1.81	0.46
1:E:555:PHE:HD1	1:E:556:ARG:N	2.14	0.46
1:E:953:ILE:O	1:E:956:LEU:HB2	2.15	0.46
1:E:1195:ASN:HD21	1:E:1197:ARG:CZ	2.29	0.46
1:F:375:ASP:OD2	1:F:377:THR:CB	2.61	0.46
1:F:447:LEU:CD1	1:F:447:LEU:C	2.84	0.46
1:F:558:MET:C	1:F:560:ASP:N	2.69	0.46
1:F:571:ALA:HB2	1:F:606:LEU:HD22	1.98	0.46
1:F:1424:LEU:CD2	1:F:1428:ILE:HD11	2.46	0.46
1:F:1435:THR:HG23	1:F:1437:SER:HB2	1.98	0.46
2:G:28:PHE:N	2:G:28:PHE:CD1	2.84	0.46
2:G:290:LYS:CG	2:G:291:HIS:N	2.79	0.46
2:G:394:LEU:CD2	2:G:395:VAL:N	2.79	0.46
2:H:28:PHE:N	2:H:28:PHE:CD1	2.84	0.46
2:H:71:LEU:HD21	2:H:76:ARG:CA	2.46	0.46
2:H:203:ARG:HB3	2:H:203:ARG:NH2	2.31	0.46
2:I:93:ILE:HD11	2:I:195:LEU:CD2	2.30	0.46
2:I:181:ARG:CD	2:I:187:VAL:CG1	2.94	0.46
2:I:228:GLU:O	2:I:231:ARG:HB3	2.16	0.46
2:I:449:LEU:CD2	2:I:451:VAL:CG1	2.89	0.46
2:I:449:LEU:CG	2:I:451:VAL:HG12	2.46	0.46
2:J:181:ARG:CD	2:J:187:VAL:CG1	2.94	0.46
2:J:208:ALA:HA	2:J:212:VAL:HG13	1.98	0.46
2:J:246:ARG:O	2:J:397:LYS:HE3	2.16	0.46
2:J:416:LYS:HZ2	2:J:433:ASN:HB2	1.79	0.46
2:K:63:ASN:HD21	2:K:83:VAL:HG12	1.79	0.46
2:K:91:PRO:HD2	2:K:203:ARG:HH21	1.78	0.46
2:K:91:PRO:HD2	2:K:203:ARG:HH22	1.76	0.46
2:K:317:LYS:NZ	2:K:390:VAL:HG11	2.31	0.46
2:K:331:GLN:OE1	2:K:332:ARG:HD3	2.15	0.46
2:K:375:THR:CG2	2:K:376:GLY:N	2.79	0.46
2:K:405:ASP:OD1	2:K:407:PRO:HG2	2.16	0.46
2:L:81:TYR:CD1	2:L:131:ALA:CB	2.99	0.46
2:L:90:PHE:CE1	2:L:160:LEU:CB	2.99	0.46
2:L:246:ARG:O	2:L:397:LYS:HE3	2.16	0.46
2:L:317:LYS:CE	2:L:345:ILE:CD1	2.94	0.46
2:L:394:LEU:CD2	2:L:396:ILE:CD1	2.94	0.46
1:A:242:ASN:H	1:A:242:ASN:HD22	1.61	0.45
1:A:345:MET:CE	1:A:385:LEU:HB3	2.45	0.45
1:A:780:ARG:NH2	2:J:54:PHE:CD1	2.80	0.45
1:A:953:ILE:O	1:A:956:LEU:HB2	2.15	0.45

*Continued on next page...*

*Continued from previous page...*

Atom-1	Atom-2	Interatomic distance (Å)	Clash overlap (Å)
1:A:989:GLN:O	1:A:1245:ARG:HD3	2.16	0.45
1:A:1102:CYS:SG	1:A:1104:MET:N	2.89	0.45
1:A:1226:GLY:C	1:E:896:PRO:HB3	2.36	0.45
1:B:978:GLU:H	1:B:978:GLU:HG2	1.21	0.45
1:B:984:ILE:O	1:B:988:LYS:HG3	2.16	0.45
1:B:1026:ASN:HB3	1:B:1043:LEU:N	2.32	0.45
1:B:1057:THR:HG22	1:B:1190:VAL:HG11	1.98	0.45
1:B:1077:ARG:O	1:B:1079:ILE:N	2.48	0.45
1:C:351:ARG:HH12	1:C:978:GLU:CD	2.19	0.45
1:C:443:ASP:C	1:C:445:ALA:N	2.70	0.45
1:C:554:GLU:OE2	1:C:697:LYS:HE3	2.17	0.45
1:C:1244:THR:O	1:C:1245:ARG:C	2.51	0.45
1:C:1397:LEU:HD22	1:C:1453:LYS:HD2	1.98	0.45
1:D:266:VAL:HG12	1:D:266:VAL:O	2.15	0.45
1:D:486:ALA:O	1:D:487:VAL:C	2.51	0.45
1:D:612:GLY:O	1:D:762:HIS:HE1	1.99	0.45
1:D:673:GLU:O	1:D:674:ALA:C	2.54	0.45
1:E:131:ILE:HG23	1:E:131:ILE:O	2.16	0.45
1:E:173:SER:HG	1:E:176:SER:H	1.62	0.45
1:E:676:ALA:O	1:E:677:GLU:C	2.50	0.45
1:E:746:ILE:CG2	1:E:747:SER:N	2.76	0.45
1:F:102:TYR:HA	1:F:136:ASN:OD1	2.16	0.45
1:F:235:ASN:HD22	1:F:235:ASN:C	2.18	0.45
1:F:381:GLU:CD	1:F:402:ARG:NH1	2.67	0.45
1:F:1438:ARG:CD	2:G:377:ARG:N	2.41	0.45
2:G:90:PHE:CE1	2:G:160:LEU:CB	2.99	0.45
2:H:90:PHE:CE1	2:H:160:LEU:CB	2.99	0.45
2:H:197:LYS:HZ3	2:H:275:ASP:HB3	1.80	0.45
2:H:246:ARG:O	2:H:397:LYS:HE3	2.16	0.45
2:H:350:PRO:HG3	2:H:380:PRO:CA	2.47	0.45
2:H:375:THR:CG2	2:H:376:GLY:N	2.79	0.45
2:I:141:THR:HB	2:I:142:PRO:CD	2.40	0.45
2:I:394:LEU:CD2	2:I:395:VAL:N	2.79	0.45
2:J:207:LEU:CD1	2:J:212:VAL:CG1	2.94	0.45
2:J:409:ALA:O	2:J:412:GLU:HB2	2.16	0.45
2:J:416:LYS:CE	2:J:433:ASN:HB2	2.45	0.45
2:J:449:LEU:CD2	2:J:452:TRP:CG	2.93	0.45
2:K:64:ASN:OD1	2:K:66:PRO:HD2	2.15	0.45
2:K:81:TYR:HD1	2:K:128:ASN:HA	1.81	0.45
2:K:90:PHE:O	2:K:93:ILE:HG23	2.16	0.45
2:K:145:GLU:OE2	2:K:468:ALA:HB1	2.17	0.45

*Continued on next page...*

*Continued from previous page...*

Atom-1	Atom-2	Interatomic distance (Å)	Clash overlap (Å)
2:K:350:PRO:HB3	2:K:372:ALA:HB1	1.97	0.45
2:L:109:VAL:O	2:L:112:GLN:HG2	2.09	0.45
2:L:203:ARG:HB3	2:L:203:ARG:NH2	2.31	0.45
2:L:230:ARG:CZ	2:L:434:MET:HE1	2.46	0.45
1:A:81:ILE:HD13	1:B:216:PHE:CE1	2.50	0.45
1:A:479:MET:HB3	1:A:1106:ARG:NH1	2.31	0.45
1:A:545:LEU:HD23	1:A:545:LEU:HA	1.19	0.45
1:A:608:ASP:O	1:A:611:MET:N	2.44	0.45
1:A:857:GLY:N	1:A:883:ASP:HB3	2.31	0.45
1:A:1349:ARG:CG	1:A:1349:ARG:NH1	2.75	0.45
1:B:147:ASP:O	1:B:151:ILE:HG13	2.15	0.45
1:B:304:THR:HG21	1:B:518:ARG:HD2	1.98	0.45
1:B:447:LEU:HD11	1:B:451:GLN:CD	2.36	0.45
1:B:831:LEU:HD13	1:B:1084:MET:HE3	1.98	0.45
1:B:1435:THR:HG23	1:B:1437:SER:HB2	1.98	0.45
1:C:345:MET:CE	1:C:385:LEU:HB3	2.45	0.45
1:C:454:PHE:N	1:C:454:PHE:CD1	2.81	0.45
1:C:603:HIS:N	1:C:640:THR:CG2	2.79	0.45
1:C:1149:ILE:O	1:C:1149:ILE:HG22	2.12	0.45
1:C:1264:ILE:HG22	1:C:1284:ILE:HA	1.99	0.45
1:C:1416:GLU:OE1	1:C:1471:HIS:CD2	2.70	0.45
1:D:696:TYR:CZ	1:D:700:ILE:HD11	2.52	0.45
1:D:885:GLY:C	1:D:887:GLY:N	2.68	0.45
1:D:918:THR:HG23	1:D:1256:MET:SD	2.56	0.45
1:D:1431:HIS:O	1:D:1432:VAL:C	2.54	0.45
1:E:179:TYR:HD2	1:E:192:TYR:CD2	2.34	0.45
1:E:350:LEU:HD23	1:E:350:LEU:HA	1.56	0.45
1:E:353:MET:HE2	1:E:366:GLY:C	2.33	0.45
1:E:376:GLU:O	1:E:378:GLN:N	2.49	0.45
1:E:1124:LEU:HA	1:E:1124:LEU:HD12	1.29	0.45
1:E:1201:LEU:HD12	1:E:1201:LEU:N	2.31	0.45
1:F:186:GLU:H	1:F:186:GLU:HG3	1.05	0.45
1:F:235:ASN:HD22	1:F:236:THR:H	1.61	0.45
1:F:266:VAL:HG12	1:F:266:VAL:O	2.15	0.45
1:F:317:ILE:HG22	1:F:321:ASN:ND2	2.27	0.45
1:F:824:GLN:NE2	1:F:824:GLN:HA	2.30	0.45
1:F:885:GLY:C	1:F:887:GLY:N	2.68	0.45
1:F:1026:ASN:HB3	1:F:1043:LEU:N	2.32	0.45
1:F:1114:PRO:HB2	1:F:1115:VAL:HG23	1.97	0.45
1:F:1219:ALA:HA	1:F:1229:MET:CE	2.45	0.45
2:G:317:LYS:CE	2:G:345:ILE:CD1	2.94	0.45

*Continued on next page...*

*Continued from previous page...*

Atom-1	Atom-2	Interatomic distance (Å)	Clash overlap (Å)
2:G:350:PRO:HG2	2:G:380:PRO:HA	1.98	0.45
2:H:141:THR:HB	2:H:142:PRO:CD	2.40	0.45
2:H:272:SER:O	2:H:273:LEU:HD13	2.16	0.45
2:H:317:LYS:NZ	2:H:390:VAL:HG11	2.31	0.45
2:H:324:ARG:HA	2:H:346:TRP:CZ2	2.46	0.45
2:H:350:PRO:HB3	2:H:372:ALA:HB1	1.97	0.45
2:H:419:ARG:HD3	2:H:419:ARG:C	2.37	0.45
2:I:362:VAL:HG12	2:I:362:VAL:O	2.15	0.45
2:J:88:ASN:OD1	2:J:91:PRO:HA	2.16	0.45
2:J:317:LYS:CE	2:J:345:ILE:HG13	2.47	0.45
2:K:145:GLU:O	2:K:145:GLU:HG2	2.12	0.45
2:K:272:SER:O	2:K:273:LEU:HD13	2.16	0.45
2:K:419:ARG:HD3	2:K:419:ARG:C	2.37	0.45
2:L:317:LYS:CE	2:L:345:ILE:HG13	2.47	0.45
2:L:317:LYS:NZ	2:L:390:VAL:HG11	2.31	0.45
2:L:362:VAL:O	2:L:362:VAL:HG12	2.15	0.45
2:L:423:LEU:CD2	2:L:423:LEU:H	2.25	0.45
1:A:5:PHE:CE2	1:A:365:GLY:HA3	2.50	0.45
1:A:260:MET:HA	1:A:263:LEU:HB2	1.98	0.45
1:A:266:VAL:HG12	1:A:266:VAL:O	2.16	0.45
1:A:428:GLU:O	1:A:429:LEU:C	2.52	0.45
1:A:636:LEU:HA	1:A:636:LEU:HD12	1.61	0.45
1:A:778:PHE:HE2	1:A:1039:LYS:HD2	1.66	0.45
1:A:974:ILE:HG22	1:A:974:ILE:O	2.16	0.45
1:A:1044:PRO:HG2	1:A:1047:MET:HE3	1.97	0.45
1:A:1244:THR:O	1:A:1245:ARG:C	2.51	0.45
1:A:1394:VAL:HG11	1:A:1401:LEU:HD23	1.98	0.45
1:B:24:ALA:C	1:B:26:LYS:H	2.19	0.45
1:B:426:LEU:HD23	1:B:543:LEU:HB3	1.93	0.45
1:B:782:ARG:CA	2:G:52:VAL:C	2.84	0.45
1:B:1070:ASP:OD1	1:B:1070:ASP:C	2.55	0.45
1:B:1468:VAL:HG12	1:B:1469:PRO:O	2.17	0.45
1:C:536:ASP:OD1	1:C:538:THR:N	2.49	0.45
1:C:560:ASP:C	1:C:562:MET:N	2.70	0.45
1:C:562:MET:CE	1:C:566:ALA:HB2	2.46	0.45
1:C:787:ARG:NH1	1:C:821:PRO:HB2	2.24	0.45
1:C:985:TYR:CE1	1:C:1207:VAL:HG11	2.52	0.45
1:C:1236:ARG:C	1:C:1238:THR:H	2.17	0.45
1:D:443:ASP:O	1:D:444:LYS:C	2.54	0.45
1:D:487:VAL:HG13	1:D:498:PHE:HE2	1.81	0.45
1:D:501:GLN:OE1	1:D:710:LYS:NZ	2.43	0.45

*Continued on next page...*



*Continued from previous page...*

Atom-1	Atom-2	Interatomic distance (Å)	Clash overlap (Å)
1:D:572:THR:HG23	1:D:616:ALA:O	2.15	0.45
1:D:632:ILE:HD12	1:D:632:ILE:HG23	1.66	0.45
1:D:790:TRP:CZ2	1:D:1074:LYS:HG2	2.51	0.45
1:D:806:SER:OG	1:D:809:THR:CB	2.64	0.45
1:D:1010:ALA:HB2	1:D:1052:VAL:HG22	1.97	0.45
1:D:1131:THR:HG22	1:D:1133:GLU:CA	2.46	0.45
1:E:197:ASP:OD1	1:E:199:ARG:N	2.38	0.45
1:E:359:THR:CG2	1:E:378:GLN:CA	2.95	0.45
1:E:459:GLU:O	1:E:463:LEU:CB	2.59	0.45
1:E:491:LYS:HZ2	1:E:785:GLY:HA3	1.80	0.45
1:E:500:ARG:NH2	1:E:1041:ALA:O	2.48	0.45
1:F:487:VAL:HG13	1:F:498:PHE:HE2	1.81	0.45
1:F:495:LEU:HA	1:F:495:LEU:HD12	1.36	0.45
1:F:689:LEU:O	1:F:690:GLU:C	2.55	0.45
1:F:824:GLN:NE2	1:F:824:GLN:CA	2.78	0.45
1:F:984:ILE:O	1:F:988:LYS:HG3	2.16	0.45
1:F:1062:ARG:HH11	1:F:1062:ARG:HD3	1.40	0.45
1:F:1141:PHE:O	1:F:1142:LEU:C	2.54	0.45
1:F:1170:GLN:OE1	1:F:1183:LEU:HB2	2.16	0.45
2:G:207:LEU:CD1	2:G:212:VAL:CG1	2.94	0.45
2:G:362:VAL:HG12	2:G:362:VAL:O	2.15	0.45
2:G:409:ALA:O	2:G:412:GLU:HB2	2.16	0.45
2:G:472:ALA:O	2:G:473:GLU:HB3	2.15	0.45
2:H:30:GLU:OE2	2:H:32:TYR:HB2	2.16	0.45
2:H:90:PHE:O	2:H:93:ILE:HG23	2.16	0.45
2:H:186:LEU:HD23	2:H:195:LEU:CD1	2.47	0.45
2:H:317:LYS:CE	2:H:345:ILE:HG13	2.47	0.45
2:H:350:PRO:HG2	2:H:380:PRO:HA	1.98	0.45
2:H:443:ILE:CD1	2:H:444:VAL:HG23	2.47	0.45
2:I:89:ASN:HD22	2:I:89:ASN:H	1.64	0.45
2:I:90:PHE:CE1	2:I:160:LEU:CB	3.00	0.45
2:I:215:HIS:CD2	2:I:218:PHE:HD1	2.35	0.45
2:I:240:THR:OG1	8:I:484:FAD:N7A	2.50	0.45
2:I:257:ASN:HD22	2:I:364:ALA:CB	2.29	0.45
2:I:430:LYS:HD2	2:I:459:ASP:OD1	2.17	0.45
2:J:71:LEU:HD21	2:J:76:ARG:CA	2.46	0.45
2:J:145:GLU:OE2	2:J:468:ALA:HB1	2.17	0.45
2:J:169:LYS:HZ3	2:J:461:ALA:HB1	1.82	0.45
2:J:272:SER:O	2:J:273:LEU:HD13	2.16	0.45
2:K:88:ASN:OD1	2:K:91:PRO:HA	2.16	0.45
2:K:96:ARG:NH2	2:K:199:VAL:HG21	2.31	0.45

*Continued on next page...*

*Continued from previous page...*

Atom-1	Atom-2	Interatomic distance (Å)	Clash overlap (Å)
2:K:415:LEU:HD11	2:K:423:LEU:CB	2.47	0.45
2:L:88:ASN:OD1	2:L:91:PRO:HA	2.16	0.45
2:L:272:SER:O	2:L:273:LEU:HD13	2.16	0.45
2:L:367:ILE:HD13	2:L:367:ILE:C	2.36	0.45
1:A:52:GLN:NE2	1:A:71:LEU:HB2	2.27	0.45
1:A:59:VAL:HG12	1:A:60:LYS:N	2.32	0.45
1:A:131:ILE:HG23	1:A:131:ILE:O	2.16	0.45
1:A:253:HIS:ND1	1:A:254:PRO:CG	2.71	0.45
1:A:316:LEU:O	1:A:317:ILE:C	2.53	0.45
1:A:357:ILE:HD11	1:A:400:LEU:HD21	1.98	0.45
1:A:842:GLU:HG2	1:A:1156:ARG:HH11	1.80	0.45
1:A:985:TYR:CE1	1:A:1207:VAL:HG11	2.52	0.45
1:A:1264:ILE:HG22	1:A:1284:ILE:HA	1.99	0.45
1:B:290:THR:HG22	1:B:292:PRO:N	2.31	0.45
1:B:428:GLU:O	1:B:429:LEU:C	2.51	0.45
1:B:689:LEU:O	1:B:690:GLU:C	2.55	0.45
1:B:790:TRP:CZ2	1:B:1074:LYS:HG2	2.51	0.45
1:B:883:ASP:O	1:B:884:SER:C	2.55	0.45
1:B:1016:ALA:O	1:B:1017:ASN:HB2	2.17	0.45
1:B:1058:LEU:HA	1:B:1058:LEU:HD23	1.63	0.45
1:C:56:LYS:HE2	1:C:67:PRO:O	2.17	0.45
1:C:582:LEU:CB	1:C:755:GLN:HE21	2.30	0.45
1:C:657:VAL:HG12	1:C:658:LEU:N	2.30	0.45
1:D:228:LEU:HD22	1:D:278:ASP:HA	1.98	0.45
1:D:414:LYS:HB3	1:D:415:PRO:CD	2.47	0.45
1:D:417:ASP:HA	1:D:420:VAL:CG1	2.45	0.45
1:D:1026:ASN:HB3	1:D:1043:LEU:N	2.32	0.45
1:D:1057:THR:HG22	1:D:1190:VAL:HG11	1.98	0.45
1:D:1061:LEU:O	1:D:1064:ARG:HB2	2.15	0.45
1:E:203:ASP:OD1	1:E:203:ASP:N	2.45	0.45
1:E:313:HIS:CD2	1:E:313:HIS:N	2.83	0.45
1:E:351:ARG:HH12	1:E:978:GLU:CD	2.19	0.45
1:E:479:MET:HB3	1:E:1106:ARG:NH1	2.31	0.45
1:E:833:SER:OG	1:E:834:THR:N	2.49	0.45
1:E:1005:GLY:O	1:E:1009:ILE:HD12	2.16	0.45
1:E:1084:MET:SD	1:E:1168:LEU:CD2	3.05	0.45
1:E:1264:ILE:HG22	1:E:1284:ILE:HA	1.98	0.45
1:F:582:LEU:O	1:F:585:ALA:HB3	2.17	0.45
1:F:631:LEU:HD22	1:F:631:LEU:HA	1.74	0.45
1:F:790:TRP:CZ2	1:F:1074:LYS:HG2	2.51	0.45
1:F:798:LEU:O	1:F:801:ALA:HB3	2.16	0.45

*Continued on next page...*

*Continued from previous page...*

Atom-1	Atom-2	Interatomic distance (Å)	Clash overlap (Å)
1:F:871:LEU:O	1:F:872:ASN:C	2.54	0.45
1:F:875:MET:CE	1:F:1139:PHE:HE2	2.25	0.45
1:F:918:THR:HG23	1:F:1256:MET:SD	2.56	0.45
1:F:1094:THR:O	1:F:1097:LEU:HB2	2.17	0.45
1:F:1438:ARG:CZ	2:G:376:GLY:C	2.84	0.45
2:G:110:ILE:HB	2:G:115:HIS:HE1	1.81	0.45
2:G:317:LYS:NZ	2:G:390:VAL:HG11	2.31	0.45
2:I:90:PHE:O	2:I:93:ILE:HG23	2.16	0.45
2:I:295:LEU:HD21	2:I:319:LEU:CD1	2.46	0.45
2:I:321:ARG:HH11	2:I:322:ARG:NH1	2.14	0.45
2:I:331:GLN:HA	2:I:334:VAL:HG21	1.97	0.45
2:I:406:LEU:N	2:I:407:PRO:HD2	2.32	0.45
2:J:28:PHE:N	2:J:28:PHE:CD1	2.84	0.45
2:J:230:ARG:CZ	2:J:434:MET:HE1	2.46	0.45
2:J:367:ILE:HD13	2:J:367:ILE:C	2.36	0.45
2:J:394:LEU:CD2	2:J:396:ILE:CD1	2.94	0.45
2:J:415:LEU:HD11	2:J:423:LEU:CB	2.47	0.45
2:K:49:GLN:HE22	2:K:69:LEU:CB	2.28	0.45
2:K:207:LEU:CD1	2:K:212:VAL:CG1	2.94	0.45
2:K:215:HIS:CD2	2:K:218:PHE:HD1	2.35	0.45
2:K:295:LEU:HD21	2:K:319:LEU:CD1	2.46	0.45
2:K:449:LEU:CG	2:K:451:VAL:HG12	2.46	0.45
2:L:169:LYS:HZ3	2:L:461:ALA:HB1	1.81	0.45
2:L:179:TYR:HB3	2:L:181:ARG:HH12	1.81	0.45
2:L:186:LEU:HD23	2:L:195:LEU:CD1	2.47	0.45
2:L:230:ARG:CZ	2:L:434:MET:CE	2.95	0.45
2:L:418:THR:CA	2:L:424:LEU:CD2	2.95	0.45
2:L:430:LYS:HD2	2:L:459:ASP:OD1	2.17	0.45
1:A:353:MET:HE2	1:A:366:GLY:C	2.32	0.45
1:A:387:PRO:HD2	1:A:1344:GLU:OE2	2.14	0.45
1:A:782:ARG:CB	2:J:52:VAL:HA	2.26	0.45
1:A:1084:MET:SD	1:A:1168:LEU:CD2	3.05	0.45
1:B:629:THR:O	1:B:632:ILE:HB	2.15	0.45
1:B:731:SER:HA	1:B:747:SER:HB2	1.99	0.45
1:C:179:TYR:HD2	1:C:192:TYR:CD2	2.34	0.45
1:C:357:ILE:HD11	1:C:400:LEU:CD2	2.47	0.45
1:C:376:GLU:O	1:C:378:GLN:N	2.49	0.45
1:C:833:SER:HB3	1:C:1153:LEU:HD22	1.98	0.45
1:C:940:GLU:O	1:C:969:PRO:HA	2.15	0.45
1:C:1045:TRP:O	1:C:1046:GLU:C	2.54	0.45
1:C:1315:LEU:HB3	1:C:1320:ASN:ND2	2.31	0.45

*Continued on next page...*

*Continued from previous page...*

Atom-1	Atom-2	Interatomic distance (Å)	Clash overlap (Å)
1:D:227:MET:HE3	1:D:282:GLU:CA	2.28	0.45
1:D:312:ASN:HB2	1:D:411:ALA:CB	2.46	0.45
1:D:375:ASP:OD2	1:D:377:THR:CB	2.61	0.45
1:D:413:LEU:O	1:D:414:LYS:HD2	2.16	0.45
1:D:670:LEU:HD23	1:D:670:LEU:HA	1.48	0.45
1:D:831:LEU:HD13	1:D:1084:MET:HE3	1.97	0.45
1:D:883:ASP:O	1:D:884:SER:C	2.55	0.45
1:D:1212:ASP:OD1	1:D:1243:GLY:N	2.34	0.45
1:D:1432:VAL:HG12	1:D:1433:THR:N	2.31	0.45
1:D:1435:THR:HG23	1:D:1437:SER:HB2	1.98	0.45
1:E:57:ASP:O	1:E:60:LYS:HB2	2.15	0.45
1:E:295:LYS:C	1:E:295:LYS:CD	2.83	0.45
1:E:559:ARG:NH1	1:E:568:GLU:OE2	2.48	0.45
1:E:608:ASP:O	1:E:611:MET:N	2.44	0.45
1:E:673:GLU:O	1:E:674:ALA:C	2.53	0.45
1:E:974:ILE:HG22	1:E:974:ILE:O	2.16	0.45
1:E:979:ASP:O	1:E:980:LEU:C	2.55	0.45
1:E:1102:CYS:SG	1:E:1104:MET:N	2.89	0.45
1:E:1435:THR:HG23	1:E:1437:SER:CB	2.47	0.45
1:F:125:ARG:HG3	1:F:219:TRP:CZ2	2.51	0.45
1:F:304:THR:HG21	1:F:518:ARG:HD2	1.99	0.45
1:F:355:TYR:C	1:F:355:TYR:HD1	2.20	0.45
1:F:414:LYS:HB3	1:F:415:PRO:CD	2.47	0.45
1:F:621:ILE:HG12	1:F:657:VAL:HG11	1.97	0.45
1:F:743:VAL:HG12	1:F:744:SER:N	2.30	0.45
2:G:418:THR:CA	2:G:424:LEU:CD2	2.95	0.45
2:G:423:LEU:CD2	2:G:423:LEU:H	2.25	0.45
2:G:423:LEU:CD2	2:G:423:LEU:N	2.80	0.45
2:H:145:GLU:OE2	2:H:468:ALA:HB1	2.17	0.45
2:H:449:LEU:CG	2:H:451:VAL:HG12	2.46	0.45
2:I:63:ASN:HD21	2:I:83:VAL:HG12	1.79	0.45
2:I:81:TYR:CD1	2:I:131:ALA:CB	2.99	0.45
2:I:91:PRO:HD2	2:I:203:ARG:HH21	1.78	0.45
2:I:110:ILE:HB	2:I:115:HIS:HE1	1.81	0.45
2:I:317:LYS:NZ	2:I:390:VAL:HG11	2.31	0.45
2:J:90:PHE:O	2:J:93:ILE:HG23	2.16	0.45
2:J:430:LYS:HD2	2:J:459:ASP:OD1	2.17	0.45
2:J:443:ILE:CD1	2:J:444:VAL:HG23	2.47	0.45
2:K:30:GLU:OE2	2:K:32:TYR:HB2	2.16	0.45
2:K:429:THR:CG2	2:K:431:MET:HE2	2.46	0.45
2:K:443:ILE:CD1	2:K:444:VAL:HG23	2.47	0.45

*Continued on next page...*

*Continued from previous page...*

Atom-1	Atom-2	Interatomic distance (Å)	Clash overlap (Å)
2:L:110:ILE:HB	2:L:115:HIS:HE1	1.81	0.45
2:L:240:THR:OG1	8:L:484:FAD:N7A	2.50	0.45
2:L:322:ARG:CD	2:L:349:ALA:CB	2.94	0.45
2:L:443:ILE:CD1	2:L:444:VAL:HG23	2.47	0.45
1:A:30:HIS:N	1:A:30:HIS:CD2	2.85	0.45
1:A:52:GLN:O	1:A:56:LYS:HB2	2.16	0.45
1:A:110:VAL:HG12	1:A:111:PRO:O	2.17	0.45
1:A:250:ARG:NH2	1:A:639:PHE:CE1	2.79	0.45
1:A:636:LEU:C	1:A:638:THR:N	2.68	0.45
1:B:85:ALA:O	1:B:86:GLN:C	2.53	0.45
1:B:414:LYS:HB3	1:B:415:PRO:CD	2.47	0.45
1:B:643:ASN:HB3	1:B:665:THR:HG22	1.98	0.45
1:B:798:LEU:O	1:B:801:ALA:HB3	2.16	0.45
1:B:1094:THR:O	1:B:1097:LEU:HB2	2.17	0.45
1:B:1420:TYR:C	1:B:1422:SER:N	2.69	0.45
1:B:1431:HIS:O	1:B:1432:VAL:C	2.54	0.45
1:B:1432:VAL:HG12	1:B:1433:THR:N	2.31	0.45
1:B:1438:ARG:CD	2:H:377:ARG:N	2.41	0.45
1:C:216:PHE:HA	1:C:217:PRO:HD3	1.73	0.45
1:C:295:LYS:HE2	1:C:299:VAL:HG11	1.98	0.45
1:C:295:LYS:HZ1	1:C:299:VAL:HG12	1.76	0.45
1:C:316:LEU:C	1:C:316:LEU:HD12	2.36	0.45
1:C:673:GLU:O	1:C:674:ALA:C	2.53	0.45
1:C:704:LEU:C	1:C:706:LYS:H	2.20	0.45
1:D:582:LEU:O	1:D:585:ALA:HB3	2.17	0.45
1:D:787:ARG:H	1:D:787:ARG:HG3	1.23	0.45
1:D:1075:THR:HG22	1:D:1076:GLY:N	2.31	0.45
1:D:1201:LEU:HD22	1:D:1201:LEU:N	2.32	0.45
1:D:1424:LEU:CD2	1:D:1428:ILE:HD11	2.46	0.45
1:E:449:ARG:HD3	1:E:765:ALA:O	2.17	0.45
1:E:531:ASN:C	1:E:533:LEU:H	2.18	0.45
1:E:687:MET:HA	1:E:688:PRO:HD3	1.83	0.45
1:E:992:PRO:HA	1:E:1204:ARG:NH2	2.32	0.45
1:F:230:HIS:HE1	1:F:234:ILE:HG13	1.82	0.45
1:F:413:LEU:O	1:F:414:LYS:HD2	2.16	0.45
1:F:787:ARG:O	1:F:788:HIS:ND1	2.49	0.45
2:G:30:GLU:OE2	2:G:32:TYR:HB2	2.16	0.45
2:G:81:TYR:CD1	2:G:131:ALA:CB	2.99	0.45
2:G:186:LEU:HD23	2:G:195:LEU:CD1	2.47	0.45
2:G:230:ARG:CZ	2:G:434:MET:CE	2.95	0.45
2:G:367:ILE:HD12	2:G:369:LEU:HD11	1.93	0.45

*Continued on next page...*

*Continued from previous page...*

Atom-1	Atom-2	Interatomic distance (Å)	Clash overlap (Å)
2:H:447:ALA:HB1	2:H:452:TRP:CD2	2.50	0.45
2:I:317:LYS:CE	2:I:345:ILE:HG13	2.47	0.45
2:J:89:ASN:HD22	2:J:89:ASN:H	1.64	0.45
2:J:161:ALA:CB	2:J:454:ILE:HG12	2.40	0.45
2:J:249:LYS:CD	2:J:258:ILE:HD13	2.47	0.45
2:J:266:THR:HG23	2:J:270:LYS:HZ2	1.81	0.45
2:J:276:THR:HG22	2:J:277:VAL:N	2.31	0.45
2:J:447:ALA:HB1	2:J:452:TRP:CD2	2.50	0.45
2:K:230:ARG:CZ	2:K:434:MET:CE	2.95	0.45
2:K:321:ARG:HH11	2:K:322:ARG:NH1	2.14	0.45
2:K:350:PRO:HG2	2:K:380:PRO:HA	1.98	0.45
2:K:409:ALA:O	2:K:412:GLU:HB2	2.16	0.45
2:K:423:LEU:CD2	2:K:423:LEU:N	2.80	0.45
2:L:257:ASN:HD22	2:L:364:ALA:CB	2.29	0.45
1:A:103:TYR:HD2	1:A:105:TYR:CE1	2.35	0.45
1:A:184:LEU:HB3	1:A:186:GLU:HG3	1.99	0.45
1:A:572:THR:HG21	1:A:615:ARG:HE	1.82	0.45
1:A:1170:GLN:O	1:A:1170:GLN:HG2	2.16	0.45
1:B:12:LYS:HA	1:B:13:PRO:HD3	1.75	0.45
1:B:757:LYS:O	1:B:758:VAL:C	2.53	0.45
1:B:1236:ARG:C	1:B:1238:THR:N	2.70	0.45
1:B:1417:VAL:CG1	1:B:1419:HIS:H	2.28	0.45
1:C:184:LEU:HB3	1:C:186:GLU:HG3	1.99	0.45
1:C:248:GLU:OE2	1:C:266:VAL:N	2.44	0.45
1:C:253:HIS:CD2	1:C:254:PRO:HD2	2.40	0.45
1:C:479:MET:HB3	1:C:1106:ARG:NH1	2.31	0.45
1:C:495:LEU:HD12	1:C:495:LEU:HA	1.53	0.45
1:C:1052:VAL:O	1:C:1053:HIS:C	2.51	0.45
1:C:1084:MET:SD	1:C:1168:LEU:CD2	3.05	0.45
1:C:1415:ILE:HG21	1:C:1421:GLU:CB	2.44	0.45
1:D:559:ARG:O	1:D:559:ARG:NE	2.46	0.45
1:D:629:THR:O	1:D:632:ILE:HB	2.15	0.45
1:D:689:LEU:O	1:D:690:GLU:C	2.55	0.45
1:D:826:ARG:NH1	1:D:826:ARG:CG	2.67	0.45
1:D:991:ASN:HA	1:D:992:PRO:HD2	1.83	0.45
1:D:1068:ARG:NH2	1:D:1089:GLU:OE1	2.46	0.45
1:E:565:THR:HG22	1:E:565:THR:O	2.15	0.45
1:E:1170:GLN:HG2	1:E:1170:GLN:O	2.16	0.45
1:E:1401:LEU:N	1:E:1402:PRO:CD	2.79	0.45
1:F:447:LEU:HD11	1:F:451:GLN:CD	2.36	0.45
1:F:702:ASP:O	1:F:703:GLY:C	2.55	0.45

*Continued on next page...*

*Continued from previous page...*

Atom-1	Atom-2	Interatomic distance (Å)	Clash overlap (Å)
1:F:934:GLN:HE21	1:F:934:GLN:HB2	1.58	0.45
1:F:1080:VAL:O	1:F:1081:ILE:C	2.54	0.45
1:F:1432:VAL:HG12	1:F:1433:THR:N	2.31	0.45
2:G:81:TYR:HD1	2:G:128:ASN:HA	1.81	0.45
2:G:88:ASN:OD1	2:G:91:PRO:HA	2.16	0.45
2:G:269:ASN:HD22	2:G:273:LEU:CD2	2.30	0.45
2:G:295:LEU:HD21	2:G:319:LEU:CD1	2.46	0.45
2:G:406:LEU:N	2:G:407:PRO:HD2	2.32	0.45
2:G:443:ILE:CD1	2:G:444:VAL:HG23	2.47	0.45
2:G:449:LEU:CG	2:G:451:VAL:HG12	2.46	0.45
2:H:249:LYS:CD	2:H:258:ILE:HD13	2.47	0.45
2:H:266:THR:HG23	2:H:270:LYS:HZ2	1.81	0.45
2:H:295:LEU:HD21	2:H:319:LEU:CD1	2.46	0.45
2:H:409:ALA:O	2:H:412:GLU:HB2	2.16	0.45
2:I:269:ASN:HD22	2:I:273:LEU:CD2	2.30	0.45
2:J:321:ARG:HH11	2:J:322:ARG:NH1	2.14	0.45
2:J:449:LEU:CD2	2:J:451:VAL:CG1	2.89	0.45
2:K:71:LEU:HD21	2:K:76:ARG:C	2.37	0.45
2:K:71:LEU:HD21	2:K:76:ARG:CA	2.46	0.45
2:K:81:TYR:CD1	2:K:131:ALA:CB	2.99	0.45
2:K:90:PHE:CE1	2:K:160:LEU:CB	3.00	0.45
2:K:317:LYS:CE	2:K:345:ILE:HG13	2.47	0.45
2:K:371:VAL:CG2	2:K:386:SER:CB	2.94	0.45
2:L:350:PRO:HG3	2:L:380:PRO:HA	1.98	0.45
2:L:350:PRO:HG2	2:L:374:ALA:HA	1.99	0.45
2:L:449:LEU:CG	2:L:451:VAL:HG12	2.46	0.45
1:A:244:MET:HE3	1:A:244:MET:HB2	1.50	0.45
1:A:500:ARG:NH2	1:A:1041:ALA:O	2.48	0.45
1:A:1131:THR:HG22	1:A:1133:GLU:H	1.81	0.45
1:A:1141:PHE:O	1:A:1142:LEU:C	2.55	0.45
1:A:1415:ILE:HG21	1:A:1421:GLU:CB	2.44	0.45
1:A:1438:ARG:O	1:A:1441:ALA:N	2.49	0.45
1:B:416:TRP:O	1:B:419:TRP:HB2	2.16	0.45
1:B:561:TYR:CD1	1:B:561:TYR:C	2.90	0.45
1:B:875:MET:HE2	1:B:1139:PHE:CE2	2.48	0.45
1:B:1075:THR:HG22	1:B:1076:GLY:N	2.31	0.45
1:B:1170:GLN:OE1	1:B:1183:LEU:HB2	2.17	0.45
1:B:1329:TYR:HD1	1:B:1348:VAL:HG13	1.82	0.45
1:B:1366:GLU:CG	1:B:1367:TYR:CE2	3.00	0.45
1:C:353:MET:CE	1:C:366:GLY:C	2.82	0.45
1:C:370:GLY:CA	1:C:1237:ASN:HB3	2.45	0.45

*Continued on next page...*

*Continued from previous page...*

Atom-1	Atom-2	Interatomic distance (Å)	Clash overlap (Å)
1:C:417:ASP:O	1:C:418:LYS:C	2.52	0.45
1:C:636:LEU:C	1:C:638:THR:N	2.68	0.45
1:C:974:ILE:O	1:C:974:ILE:HG22	2.16	0.45
1:C:1170:GLN:O	1:C:1170:GLN:HG2	2.16	0.45
1:D:284:MET:HE2	1:D:294:VAL:HG13	1.99	0.45
1:D:447:LEU:HD11	1:D:451:GLN:CD	2.36	0.45
1:D:787:ARG:O	1:D:788:HIS:ND1	2.49	0.45
1:D:1094:THR:O	1:D:1097:LEU:HB2	2.17	0.45
1:D:1114:PRO:HB2	1:D:1115:VAL:HG23	1.97	0.45
1:D:1219:ALA:HA	1:D:1229:MET:HE1	1.98	0.45
1:D:1452:THR:O	1:D:1452:THR:CG2	2.64	0.45
1:E:56:LYS:HE2	1:E:67:PRO:O	2.17	0.45
1:E:428:GLU:O	1:E:429:LEU:C	2.52	0.45
1:E:780:ARG:CB	2:L:51:GLY:O	2.64	0.45
1:E:784:SER:HB3	1:E:785:GLY:H	1.66	0.45
1:E:937:LYS:CE	1:E:1033:SER:HB2	2.41	0.45
1:F:359:THR:HG23	1:F:378:GLN:O	2.16	0.45
1:F:595:ASP:O	1:F:596:ALA:C	2.51	0.45
1:F:696:TYR:CZ	1:F:700:ILE:HD11	2.52	0.45
1:F:701:ASP:C	1:F:703:GLY:N	2.69	0.45
1:F:777:GLY:CA	2:I:52:VAL:HG11	2.37	0.45
1:F:883:ASP:O	1:F:884:SER:C	2.55	0.45
1:F:1201:LEU:HD22	1:F:1201:LEU:N	2.32	0.45
1:F:1452:THR:O	1:F:1452:THR:CG2	2.64	0.45
2:G:271:VAL:CG1	2:G:281:GLU:CG	2.95	0.45
2:G:317:LYS:CE	2:G:345:ILE:HG13	2.47	0.45
2:G:350:PRO:HG3	2:G:380:PRO:CA	2.47	0.45
2:G:394:LEU:CD2	2:G:396:ILE:CD1	2.94	0.45
2:G:424:LEU:HD13	2:G:424:LEU:HA	1.75	0.45
2:G:430:LYS:HD2	2:G:459:ASP:OD1	2.17	0.45
2:G:447:ALA:HB1	2:G:452:TRP:CD2	2.50	0.45
2:H:191:PRO:HB2	2:H:193:PHE:CE2	2.52	0.45
2:H:383:ILE:HD13	2:H:383:ILE:C	2.37	0.45
2:H:415:LEU:HD22	2:H:415:LEU:C	2.37	0.45
2:H:480:ALA:O	2:H:481:GLU:HB3	2.15	0.45
2:I:102:ARG:HG3	2:I:330:SER:OG	2.17	0.45
2:I:179:TYR:HB3	2:I:181:ARG:HH12	1.81	0.45
2:I:409:ALA:O	2:I:412:GLU:HB2	2.16	0.45
2:I:415:LEU:HD22	2:I:415:LEU:C	2.37	0.45
2:J:90:PHE:CE1	2:J:160:LEU:CB	2.99	0.45
2:J:93:ILE:HD11	2:J:195:LEU:CD2	2.30	0.45

*Continued on next page...*



*Continued from previous page...*

Atom-1	Atom-2	Interatomic distance (Å)	Clash overlap (Å)
2:J:148:LEU:HB3	2:J:234:VAL:HG23	1.98	0.45
2:J:269:ASN:HD22	2:J:273:LEU:CD2	2.30	0.45
2:J:383:ILE:HD13	2:J:383:ILE:C	2.37	0.45
2:L:51:GLY:O	2:L:52:VAL:HG23	2.16	0.45
2:L:321:ARG:HH11	2:L:322:ARG:NH1	2.14	0.45
2:L:430:LYS:CE	2:L:456:ASP:HB3	2.43	0.45
1:A:443:ASP:C	1:A:445:ALA:N	2.70	0.45
1:A:531:ASN:C	1:A:533:LEU:H	2.18	0.45
1:A:833:SER:OG	1:A:834:THR:N	2.49	0.45
1:A:1432:VAL:O	1:A:1433:THR:C	2.53	0.45
1:B:802:VAL:CG2	1:B:1137:ASN:HB2	2.46	0.45
1:B:1080:VAL:O	1:B:1081:ILE:C	2.54	0.45
1:C:131:ILE:O	1:C:131:ILE:HG23	2.16	0.45
1:C:521:SER:C	1:C:522:LEU:HD23	2.38	0.45
1:C:608:ASP:O	1:C:611:MET:N	2.44	0.45
1:C:780:ARG:CB	2:K:51:GLY:O	2.64	0.45
1:C:782:ARG:C	1:C:784:SER:N	2.70	0.45
1:C:897:ASP:OD1	1:C:899:ASN:N	2.50	0.45
1:C:1084:MET:SD	1:C:1168:LEU:HD21	2.57	0.45
1:C:1394:VAL:HG11	1:C:1401:LEU:HD23	1.98	0.45
1:C:1445:ASN:HB2	2:J:373:ASP:OD2	2.17	0.45
1:D:528:ASN:O	1:D:529:LEU:HD23	2.17	0.45
1:D:558:MET:C	1:D:560:ASP:N	2.69	0.45
1:D:571:ALA:HB2	1:D:606:LEU:HD22	1.98	0.45
1:D:782:ARG:CA	2:H:52:VAL:C	2.84	0.45
1:D:1080:VAL:O	1:D:1081:ILE:C	2.54	0.45
1:D:1400:SER:O	1:D:1401:LEU:C	2.56	0.45
1:D:1420:TYR:C	1:D:1422:SER:N	2.69	0.45
1:E:317:ILE:C	1:E:321:ASN:HD22	2.18	0.45
1:E:360:ASP:OD1	1:E:360:ASP:N	2.49	0.45
1:E:442:MET:HE3	1:E:447:LEU:N	2.32	0.45
1:E:852:ARG:NH1	1:E:1088:GLU:O	2.50	0.45
1:E:1366:GLU:HG2	1:E:1367:TYR:CE2	2.47	0.45
1:F:85:ALA:O	1:F:86:GLN:C	2.53	0.45
1:F:700:ILE:O	1:F:703:GLY:N	2.49	0.45
1:F:787:ARG:H	1:F:787:ARG:HG3	1.23	0.45
1:F:848:ALA:O	1:F:849:ILE:C	2.54	0.45
1:F:878:ILE:HG21	1:F:878:ILE:HD13	1.66	0.45
1:F:991:ASN:HA	1:F:992:PRO:HD2	1.83	0.45
1:F:1468:VAL:HG12	1:F:1469:PRO:O	2.17	0.45
2:G:145:GLU:OE2	2:G:468:ALA:HB1	2.17	0.45

*Continued on next page...*

*Continued from previous page...*

Atom-1	Atom-2	Interatomic distance (Å)	Clash overlap (Å)
2:G:331:GLN:HA	2:G:334:VAL:HG21	1.98	0.45
2:H:71:LEU:HD21	2:H:76:ARG:C	2.37	0.45
2:H:230:ARG:CZ	2:H:434:MET:HE1	2.46	0.45
2:H:305:VAL:HG22	2:H:316:VAL:CG1	2.47	0.45
2:H:367:ILE:HD13	2:H:367:ILE:C	2.36	0.45
2:H:406:LEU:N	2:H:407:PRO:HD2	2.32	0.45
2:H:426:ASP:O	2:H:430:LYS:HA	2.17	0.45
2:I:34:ARG:HG3	2:I:125:LYS:CE	2.46	0.45
2:I:77:LEU:CA	2:I:127:ILE:CD1	2.93	0.45
2:I:153:ILE:CG1	2:I:220:VAL:CG1	2.95	0.45
2:I:186:LEU:HD23	2:I:195:LEU:CD1	2.47	0.45
2:I:191:PRO:HB2	2:I:193:PHE:CE2	2.52	0.45
2:I:249:LYS:CD	2:I:258:ILE:HD13	2.47	0.45
2:I:365:VAL:HG22	2:I:366:ARG:CG	2.40	0.45
2:I:415:LEU:HD11	2:I:423:LEU:CB	2.47	0.45
2:J:71:LEU:HD21	2:J:76:ARG:C	2.37	0.45
2:J:81:TYR:CD1	2:J:131:ALA:CB	2.99	0.45
2:J:203:ARG:HB3	2:J:203:ARG:NH2	2.31	0.45
2:J:350:PRO:HG3	2:J:380:PRO:HA	1.98	0.45
2:J:350:PRO:HG2	2:J:374:ALA:HA	1.99	0.45
2:K:191:PRO:HB2	2:K:193:PHE:CE2	2.52	0.45
2:L:96:ARG:HE	2:L:199:VAL:HG21	1.82	0.45
2:L:276:THR:HG22	2:L:277:VAL:N	2.31	0.45
2:L:297:GLY:O	2:L:327:MET:HE3	2.17	0.45
2:L:351:GLU:CB	2:L:353:PHE:HB3	2.47	0.45
2:L:406:LEU:N	2:L:407:PRO:HD2	2.32	0.45
2:L:419:ARG:HD3	2:L:419:ARG:C	2.37	0.45
2:L:423:LEU:CD2	2:L:423:LEU:N	2.80	0.45
1:A:521:SER:C	1:A:522:LEU:HD23	2.38	0.45
1:A:660:GLY:HA2	1:A:721:GLY:N	2.32	0.45
1:A:1005:GLY:O	1:A:1009:ILE:HD12	2.16	0.45
1:A:1289:MET:H	1:A:1289:MET:HE2	1.78	0.45
1:A:1395:TYR:HE1	1:A:1397:LEU:HG	1.82	0.45
1:B:286:ARG:HD3	1:B:286:ARG:HA	1.55	0.45
1:B:571:ALA:HB2	1:B:606:LEU:HD22	1.98	0.45
1:B:582:LEU:O	1:B:585:ALA:HB3	2.17	0.45
1:B:671:ALA:O	1:B:675:ILE:HD12	2.17	0.45
1:B:1164:ARG:HB3	1:B:1167:LEU:CD1	2.47	0.45
1:B:1204:ARG:O	1:B:1205:ASN:C	2.51	0.45
1:B:1420:TYR:OH	1:B:1466:LEU:CD2	2.65	0.45
1:C:103:TYR:HD2	1:C:105:TYR:CE1	2.35	0.45

*Continued on next page...*

*Continued from previous page...*

Atom-1	Atom-2	Interatomic distance (Å)	Clash overlap (Å)
1:C:251:MET:HB2	1:C:533:LEU:CD1	2.43	0.45
1:C:369:THR:C	1:C:371:MET:H	2.20	0.45
1:C:555:PHE:HD1	1:C:556:ARG:N	2.15	0.45
1:C:588:ARG:HH11	1:C:588:ARG:HD3	1.59	0.45
1:C:852:ARG:NH1	1:C:1088:GLU:O	2.50	0.45
1:C:938:PRO:O	1:C:939:GLY:C	2.53	0.45
1:C:969:PRO:CD	1:C:970:PRO:HD2	2.46	0.45
1:C:992:PRO:HA	1:C:1204:ARG:NH2	2.32	0.45
1:D:1366:GLU:CG	1:D:1367:TYR:CE2	3.00	0.45
1:D:1440:ALA:O	1:D:1441:ALA:C	2.53	0.45
1:E:6:ILE:HD13	1:E:20:LYS:HB2	1.99	0.45
1:E:98:LEU:HD23	1:E:98:LEU:HA	1.82	0.45
1:E:103:TYR:HD2	1:E:105:TYR:CE1	2.35	0.45
1:E:142:GLU:CD	1:E:142:GLU:N	2.58	0.45
1:E:184:LEU:HB3	1:E:186:GLU:HG3	1.99	0.45
1:E:634:SER:O	1:E:635:ASN:HB2	2.16	0.45
1:E:704:LEU:C	1:E:706:LYS:H	2.20	0.45
1:E:1139:PHE:N	1:E:1139:PHE:HD1	2.16	0.45
1:E:1159:ASN:O	1:E:1161:VAL:N	2.50	0.45
1:E:1395:TYR:HE1	1:E:1397:LEU:HG	1.82	0.45
1:F:777:GLY:C	2:I:52:VAL:CG1	2.83	0.45
1:F:1076:GLY:N	1:F:1145:GLU:OE2	2.49	0.45
1:F:1376:LEU:HD23	1:F:1376:LEU:HA	1.63	0.45
1:F:1400:SER:O	1:F:1401:LEU:C	2.56	0.45
2:G:230:ARG:CZ	2:G:434:MET:HE1	2.46	0.45
2:G:350:PRO:HG3	2:G:380:PRO:HA	1.98	0.45
2:G:419:ARG:HD3	2:G:419:ARG:C	2.37	0.45
2:H:317:LYS:CE	2:H:345:ILE:CD1	2.94	0.45
2:I:71:LEU:HD21	2:I:76:ARG:CA	2.46	0.45
2:I:443:ILE:CD1	2:I:444:VAL:HG23	2.47	0.45
2:J:292:VAL:HG22	2:J:394:LEU:CD1	2.30	0.45
2:J:415:LEU:HD22	2:J:415:LEU:C	2.37	0.45
2:J:430:LYS:CE	2:J:456:ASP:HB3	2.43	0.45
2:K:34:ARG:HG3	2:K:125:LYS:CE	2.46	0.45
2:K:51:GLY:O	2:K:52:VAL:HG23	2.16	0.45
2:K:53:PRO:HD2	2:K:56:GLN:HE21	1.82	0.45
2:L:71:LEU:HD21	2:L:76:ARG:CA	2.46	0.45
2:L:295:LEU:HD21	2:L:319:LEU:CD1	2.46	0.45
2:L:383:ILE:HD13	2:L:383:ILE:C	2.37	0.45
2:L:409:ALA:O	2:L:412:GLU:HB2	2.16	0.45
2:L:415:LEU:HD11	2:L:423:LEU:CB	2.47	0.45

*Continued on next page...*

*Continued from previous page...*

Atom-1	Atom-2	Interatomic distance (Å)	Clash overlap (Å)
2:L:458:ARG:HB3	2:L:458:ARG:NH2	2.32	0.45
1:A:291:ALA:CB	1:A:292:PRO:HD3	2.31	0.44
1:A:293:MET:HE3	1:A:293:MET:HB3	1.93	0.44
1:A:555:PHE:HD1	1:A:556:ARG:N	2.14	0.44
1:A:565:THR:HG22	1:A:603:HIS:HD2	1.83	0.44
1:A:780:ARG:HH21	2:J:54:PHE:HD1	1.60	0.44
1:A:819:LYS:HD3	1:A:819:LYS:HA	1.73	0.44
1:A:896:PRO:HG3	1:C:1225:GLU:CB	2.45	0.44
1:A:1159:ASN:O	1:A:1161:VAL:N	2.51	0.44
1:B:186:GLU:H	1:B:186:GLU:HG3	1.05	0.44
1:B:359:THR:HG23	1:B:378:GLN:O	2.16	0.44
1:B:443:ASP:O	1:B:444:LYS:C	2.54	0.44
1:B:513:SER:CB	1:B:520:MET:HE1	2.29	0.44
1:B:589:ILE:O	1:B:593:THR:OG1	2.28	0.44
1:B:806:SER:OG	1:B:809:THR:CB	2.64	0.44
1:B:869:GLY:O	1:B:870:THR:C	2.52	0.44
1:B:957:ARG:HD2	1:B:965:LEU:CD1	2.47	0.44
1:B:1068:ARG:HA	1:B:1089:GLU:O	2.17	0.44
1:B:1452:THR:O	1:B:1452:THR:CG2	2.64	0.44
1:C:6:ILE:HD13	1:C:20:LYS:HB2	1.99	0.44
1:C:292:PRO:O	1:C:293:MET:C	2.55	0.44
1:C:353:MET:HE2	1:C:366:GLY:C	2.31	0.44
1:C:359:THR:CG2	1:C:378:GLN:CA	2.95	0.44
1:C:510:PRO:CD	1:C:970:PRO:HB3	2.37	0.44
1:C:575:VAL:HG13	1:C:759:LEU:CD2	2.48	0.44
1:C:900:GLY:HA2	1:E:1263:HIS:CE1	2.31	0.44
1:D:30:HIS:HD2	1:D:31:ARG:H	1.65	0.44
1:D:561:TYR:CD1	1:D:561:TYR:C	2.90	0.44
1:D:957:ARG:NH2	5:D:2475:AKG:O4	2.40	0.44
1:D:984:ILE:O	1:D:988:LYS:HG3	2.16	0.44
1:D:1068:ARG:HA	1:D:1089:GLU:O	2.17	0.44
1:D:1124:LEU:HA	1:D:1124:LEU:HD12	1.30	0.44
1:D:1374:VAL:HG12	1:D:1375:ILE:N	2.32	0.44
1:D:1468:VAL:HG12	1:D:1469:PRO:O	2.17	0.44
1:E:110:VAL:HG12	1:E:111:PRO:O	2.17	0.44
1:E:197:ASP:OD2	1:E:199:ARG:NH2	2.50	0.44
1:E:309:THR:HB	1:E:314:LYS:HE3	1.99	0.44
1:E:357:ILE:HD11	1:E:400:LEU:CD2	2.47	0.44
1:E:452:GLN:NE2	1:E:764:THR:HG23	1.99	0.44
1:E:554:GLU:OE2	1:E:697:LYS:HE3	2.17	0.44
1:E:961:PRO:C	1:E:963:VAL:H	2.20	0.44

*Continued on next page...*

*Continued from previous page...*

Atom-1	Atom-2	Interatomic distance (Å)	Clash overlap (Å)
1:E:1445:ASN:HB2	2:K:373:ASP:OD2	2.17	0.44
1:E:1458:VAL:HA	1:E:1459:PRO:HD3	1.65	0.44
1:F:12:LYS:HA	1:F:13:PRO:HD3	1.75	0.44
1:F:100:PHE:O	1:F:137:LYS:CE	2.46	0.44
1:F:508:ASN:HB2	1:F:509:PRO:CD	2.47	0.44
1:F:1003:ARG:NH1	1:F:1004:SER:O	2.50	0.44
1:F:1068:ARG:HA	1:F:1089:GLU:O	2.17	0.44
2:H:281:GLU:HG3	2:H:281:GLU:O	2.17	0.44
2:H:350:PRO:HG2	2:H:374:ALA:HA	1.99	0.44
2:H:394:LEU:CD2	2:H:396:ILE:CD1	2.94	0.44
2:I:166:LEU:HD23	2:I:461:ALA:CB	2.36	0.44
2:I:203:ARG:HB3	2:I:203:ARG:NH2	2.31	0.44
2:I:215:HIS:HD2	2:I:218:PHE:HD1	1.65	0.44
2:I:272:SER:O	2:I:273:LEU:HD13	2.16	0.44
2:I:418:THR:CA	2:I:424:LEU:CD2	2.95	0.44
2:I:419:ARG:HD3	2:I:419:ARG:C	2.37	0.44
2:J:102:ARG:HG3	2:J:330:SER:OG	2.17	0.44
2:J:186:LEU:HD23	2:J:195:LEU:CD1	2.47	0.44
2:J:191:PRO:HB2	2:J:193:PHE:CE2	2.52	0.44
2:K:166:LEU:HD22	2:K:169:LYS:HE2	2.00	0.44
2:K:249:LYS:CD	2:K:258:ILE:HD13	2.47	0.44
2:K:350:PRO:HG3	2:K:380:PRO:CA	2.47	0.44
2:K:394:LEU:CD2	2:K:396:ILE:CD1	2.95	0.44
2:K:415:LEU:HD22	2:K:415:LEU:C	2.37	0.44
2:L:215:HIS:HD2	2:L:218:PHE:HD1	1.65	0.44
2:L:426:ASP:O	2:L:430:LYS:HA	2.17	0.44
1:A:183:PHE:HE1	1:A:188:LEU:HA	1.79	0.44
1:A:897:ASP:OD1	1:A:899:ASN:N	2.50	0.44
1:A:1001:VAL:O	1:A:1002:SER:C	2.55	0.44
1:A:1084:MET:SD	1:A:1168:LEU:HD21	2.57	0.44
1:B:207:TYR:CD1	1:B:207:TYR:N	2.85	0.44
1:B:228:LEU:HD22	1:B:278:ASP:HA	1.98	0.44
1:B:985:TYR:O	1:B:988:LYS:N	2.50	0.44
1:B:1374:VAL:HG12	1:B:1375:ILE:N	2.32	0.44
1:C:110:VAL:HG12	1:C:111:PRO:O	2.17	0.44
1:C:989:GLN:O	1:C:1245:ARG:HD3	2.16	0.44
1:C:1245:ARG:O	1:C:1246:LEU:C	2.55	0.44
1:C:1360:CYS:O	1:C:1361:GLY:O	2.35	0.44
1:D:78:LEU:HB3	1:D:79:PRO:CD	2.48	0.44
1:D:139:VAL:CG1	1:D:140:SER:N	2.35	0.44
1:D:207:TYR:CD1	1:D:207:TYR:N	2.85	0.44

*Continued on next page...*

*Continued from previous page...*

Atom-1	Atom-2	Interatomic distance (Å)	Clash overlap (Å)
1:D:289:ARG:NH1	1:D:535:GLU:HB2	2.32	0.44
1:D:520:MET:HE3	1:D:705:LEU:HB3	1.98	0.44
1:D:1006:ILE:HG23	1:D:1007:GLY:N	2.32	0.44
1:E:420:VAL:O	1:E:422:ASN:N	2.50	0.44
1:E:443:ASP:C	1:E:445:ALA:N	2.70	0.44
1:E:780:ARG:NH2	2:L:54:PHE:CD1	2.80	0.44
1:E:857:GLY:N	1:E:883:ASP:HB3	2.31	0.44
1:E:985:TYR:CE1	1:E:1207:VAL:HG11	2.52	0.44
1:E:987:LEU:HD23	1:E:987:LEU:HA	1.70	0.44
1:E:1003:ARG:HH11	1:E:1003:ARG:CG	2.29	0.44
1:F:345:MET:HG3	1:F:346:ASP:N	2.32	0.44
1:F:1006:ILE:HG23	1:F:1007:GLY:N	2.33	0.44
2:G:429:THR:CB	2:G:431:MET:HE2	2.48	0.44
2:G:462:GLU:O	2:G:465:HIS:HB3	2.18	0.44
2:H:415:LEU:HD11	2:H:423:LEU:CB	2.47	0.44
2:H:430:LYS:HD2	2:H:459:ASP:OD1	2.17	0.44
2:I:28:PHE:CD1	2:I:28:PHE:N	2.84	0.44
2:I:31:ILE:HD11	2:I:194:LYS:HG2	2.00	0.44
2:I:96:ARG:HE	2:I:199:VAL:HG21	1.82	0.44
2:I:165:GLU:HB3	2:I:169:LYS:HZ2	1.79	0.44
2:I:230:ARG:CZ	2:I:434:MET:CE	2.95	0.44
2:I:305:VAL:HG22	2:I:316:VAL:CG1	2.47	0.44
2:I:383:ILE:HD13	2:I:383:ILE:C	2.37	0.44
2:I:458:ARG:HB3	2:I:458:ARG:NH2	2.32	0.44
2:J:179:TYR:HB3	2:J:181:ARG:HH12	1.81	0.44
2:J:271:VAL:CG1	2:J:281:GLU:CG	2.95	0.44
2:J:295:LEU:HD21	2:J:319:LEU:CD1	2.46	0.44
2:J:302:MET:CE	2:J:334:VAL:CA	2.95	0.44
2:J:305:VAL:HG22	2:J:316:VAL:CG1	2.47	0.44
2:J:317:LYS:NZ	2:J:390:VAL:HG11	2.31	0.44
2:K:102:ARG:HG3	2:K:330:SER:OG	2.17	0.44
2:K:186:LEU:HD23	2:K:195:LEU:CD1	2.47	0.44
2:K:383:ILE:HD13	2:K:383:ILE:C	2.37	0.44
2:K:405:ASP:OD1	2:K:407:PRO:HD2	2.18	0.44
2:K:418:THR:CA	2:K:424:LEU:CD2	2.95	0.44
2:L:96:ARG:NH2	2:L:199:VAL:HG21	2.31	0.44
2:L:118:VAL:HG22	2:L:118:VAL:H	1.08	0.44
2:L:443:ILE:HD12	2:L:444:VAL:HG23	1.99	0.44
1:A:197:ASP:OD2	1:A:199:ARG:NH2	2.50	0.44
1:A:357:ILE:HD11	1:A:400:LEU:CD2	2.47	0.44
1:A:393:VAL:CG1	1:A:394:ASP:N	2.77	0.44

*Continued on next page...*

*Continued from previous page...*

Atom-1	Atom-2	Interatomic distance (Å)	Clash overlap (Å)
1:A:672:GLN:CG	1:A:693:MET:CE	2.79	0.44
1:A:1156:ARG:O	1:A:1157:SER:CB	2.62	0.44
1:A:1416:GLU:OE1	1:A:1471:HIS:CD2	2.70	0.44
1:B:175:ARG:NH1	1:B:175:ARG:CG	2.79	0.44
1:B:303:LEU:O	1:B:303:LEU:HG	2.17	0.44
1:B:466:HIS:CE1	1:B:684:PHE:HE1	2.33	0.44
1:B:673:GLU:O	1:B:674:ALA:C	2.54	0.44
1:B:1006:ILE:HG23	1:B:1007:GLY:N	2.33	0.44
1:B:1210:THR:CG2	1:B:1211:LEU:H	2.07	0.44
1:B:1400:SER:O	1:B:1401:LEU:C	2.56	0.44
1:C:197:ASP:OD2	1:C:199:ARG:NH2	2.50	0.44
1:C:307:GLN:HB2	1:C:1403:LEU:HD22	1.99	0.44
1:C:353:MET:HA	1:C:366:GLY:O	2.18	0.44
1:C:449:ARG:HD3	1:C:765:ALA:O	2.17	0.44
1:C:857:GLY:N	1:C:883:ASP:HB3	2.31	0.44
1:C:1161:VAL:O	1:C:1161:VAL:HG13	2.18	0.44
1:C:1315:LEU:HA	1:C:1315:LEU:HD23	1.62	0.44
1:C:1435:THR:HG23	1:C:1437:SER:CB	2.47	0.44
1:D:1003:ARG:NH1	1:D:1004:SER:O	2.50	0.44
1:D:1016:ALA:O	1:D:1017:ASN:HB2	2.17	0.44
1:D:1190:VAL:C	1:D:1192:PRO:HD3	2.38	0.44
1:E:833:SER:HB3	1:E:1153:LEU:HD22	1.97	0.44
1:E:1132:PRO:O	1:E:1133:GLU:C	2.52	0.44
1:E:1416:GLU:OE1	1:E:1471:HIS:CD2	2.70	0.44
1:E:1440:ALA:O	1:E:1443:ILE:N	2.42	0.44
1:F:209:GLN:HG3	1:F:210:ARG:H	1.80	0.44
1:F:289:ARG:NH1	1:F:535:GLU:HB2	2.33	0.44
1:F:303:LEU:O	1:F:303:LEU:HG	2.17	0.44
1:F:443:ASP:O	1:F:444:LYS:C	2.54	0.44
1:F:643:ASN:HB3	1:F:665:THR:HG22	1.98	0.44
1:F:670:LEU:HD23	1:F:670:LEU:HA	1.48	0.44
1:F:671:ALA:O	1:F:675:ILE:HD12	2.17	0.44
1:F:705:LEU:HD23	1:F:705:LEU:HA	1.18	0.44
1:F:806:SER:OG	1:F:809:THR:CB	2.64	0.44
1:F:928:LEU:HD23	1:F:928:LEU:HA	1.65	0.44
1:F:1131:THR:HG22	1:F:1133:GLU:CA	2.46	0.44
1:F:1424:LEU:O	1:F:1425:LYS:C	2.53	0.44
2:G:53:PRO:CG	2:G:56:GLN:HG2	2.13	0.44
2:G:54:PHE:CB	2:G:107:ASN:HB3	2.39	0.44
2:G:71:LEU:HD21	2:G:76:ARG:C	2.37	0.44
2:G:93:ILE:HD11	2:G:195:LEU:CD2	2.30	0.44

*Continued on next page...*

*Continued from previous page...*

Atom-1	Atom-2	Interatomic distance (Å)	Clash overlap (Å)
2:G:144:ARG:CG	2:G:145:GLU:N	2.81	0.44
2:G:146:LEU:N	2:G:146:LEU:CD2	2.81	0.44
2:G:153:ILE:CG1	2:G:220:VAL:CG1	2.95	0.44
2:G:175:VAL:HG13	2:G:175:VAL:O	2.18	0.44
2:G:321:ARG:HH11	2:G:322:ARG:NH1	2.14	0.44
2:G:322:ARG:CD	2:G:349:ALA:CB	2.94	0.44
2:G:415:LEU:HD11	2:G:423:LEU:CB	2.47	0.44
2:G:443:ILE:HD12	2:G:444:VAL:HG23	1.99	0.44
2:H:53:PRO:HD2	2:H:56:GLN:HE21	1.82	0.44
2:H:81:TYR:CD1	2:H:131:ALA:CB	2.99	0.44
2:H:146:LEU:N	2:H:146:LEU:CD2	2.81	0.44
2:H:175:VAL:HG13	2:H:175:VAL:O	2.18	0.44
2:H:197:LYS:CD	2:H:275:ASP:H	2.30	0.44
2:H:215:HIS:CD2	2:H:218:PHE:HD1	2.35	0.44
2:H:458:ARG:HB3	2:H:458:ARG:NH2	2.32	0.44
2:J:31:ILE:HD11	2:J:194:LYS:HG2	2.00	0.44
2:J:141:THR:HB	2:J:142:PRO:CD	2.40	0.44
2:J:175:VAL:HG13	2:J:175:VAL:O	2.18	0.44
2:J:197:LYS:CD	2:J:275:ASP:H	2.30	0.44
2:J:230:ARG:CZ	2:J:434:MET:CE	2.95	0.44
2:J:406:LEU:N	2:J:407:PRO:HD2	2.32	0.44
2:J:454:ILE:CD1	2:J:458:ARG:HG2	2.48	0.44
2:K:426:ASP:O	2:K:430:LYS:HA	2.17	0.44
2:L:145:GLU:OE2	2:L:468:ALA:HB1	2.17	0.44
2:L:271:VAL:CG1	2:L:281:GLU:CG	2.95	0.44
1:A:449:ARG:HD3	1:A:765:ALA:O	2.17	0.44
1:A:459:GLU:O	1:A:463:LEU:CB	2.59	0.44
1:A:559:ARG:HD2	1:A:605:ILE:CD1	2.48	0.44
1:A:560:ASP:C	1:A:562:MET:N	2.70	0.44
1:A:648:GLU:HG2	1:A:654:TYR:CE1	2.53	0.44
1:A:964:MET:O	1:A:965:LEU:HD23	2.18	0.44
1:A:992:PRO:HA	1:A:1204:ARG:NH2	2.32	0.44
1:A:1139:PHE:N	1:A:1139:PHE:CD1	2.86	0.44
1:A:1401:LEU:N	1:A:1402:PRO:CD	2.79	0.44
1:B:196:LEU:HD23	1:B:196:LEU:HA	1.55	0.44
1:B:355:TYR:C	1:B:355:TYR:HD1	2.20	0.44
1:B:957:ARG:NH2	5:B:2475:AKG:O4	2.40	0.44
1:B:964:MET:O	1:B:965:LEU:HD23	2.18	0.44
1:B:1143:ALA:O	1:B:1146:VAL:N	2.47	0.44
1:B:1190:VAL:C	1:B:1192:PRO:HD3	2.38	0.44
1:B:1201:LEU:HD22	1:B:1201:LEU:N	2.32	0.44

*Continued on next page...*



*Continued from previous page...*

Atom-1	Atom-2	Interatomic distance (Å)	Clash overlap (Å)
1:B:1346:PHE:O	1:B:1347:ALA:HB3	2.17	0.44
1:C:81:ILE:HD13	1:D:216:PHE:CZ	2.53	0.44
1:C:309:THR:HG22	1:C:310:PRO:O	2.17	0.44
1:C:485:ILE:HG21	1:C:485:ILE:HD13	1.72	0.44
1:C:648:GLU:HG2	1:C:654:TYR:CE1	2.53	0.44
1:C:960:THR:CG2	1:C:963:VAL:HG23	2.21	0.44
1:C:961:PRO:C	1:C:963:VAL:H	2.20	0.44
1:D:165:ASN:O	1:D:166:ASP:HB2	2.18	0.44
1:D:304:THR:HG21	1:D:518:ARG:HD2	1.99	0.44
1:D:1400:SER:C	1:D:1402:PRO:HD2	2.38	0.44
1:D:1420:TYR:OH	1:D:1466:LEU:CD2	2.65	0.44
1:D:1447:TRP:O	1:D:1450:GLU:N	2.51	0.44
1:E:24:ALA:O	1:E:27:ALA:N	2.27	0.44
1:E:498:PHE:H	1:E:498:PHE:HD1	1.64	0.44
1:F:165:ASN:O	1:F:166:ASP:CB	2.65	0.44
1:F:165:ASN:O	1:F:166:ASP:HB2	2.18	0.44
1:F:500:ARG:NH2	1:F:1039:LYS:O	2.50	0.44
1:F:561:TYR:C	1:F:561:TYR:CD1	2.90	0.44
1:F:751:LEU:HA	1:F:751:LEU:HD23	1.49	0.44
1:F:985:TYR:O	1:F:988:LYS:N	2.50	0.44
2:G:96:ARG:HE	2:G:199:VAL:HG21	1.82	0.44
2:G:148:LEU:HB3	2:G:234:VAL:HG23	1.98	0.44
2:G:215:HIS:HD2	2:G:218:PHE:HD1	1.65	0.44
2:G:426:ASP:O	2:G:430:LYS:HA	2.17	0.44
2:G:458:ARG:HB3	2:G:458:ARG:NH2	2.33	0.44
2:H:230:ARG:CZ	2:H:434:MET:CE	2.95	0.44
2:H:321:ARG:HH11	2:H:322:ARG:NH1	2.14	0.44
2:H:454:ILE:CD1	2:H:458:ARG:HG2	2.48	0.44
2:I:144:ARG:CG	2:I:145:GLU:N	2.81	0.44
2:I:197:LYS:CD	2:I:275:ASP:H	2.30	0.44
2:I:350:PRO:HG3	2:I:380:PRO:HA	1.98	0.44
2:I:394:LEU:CD2	2:I:396:ILE:CD1	2.95	0.44
2:I:423:LEU:CD2	2:I:423:LEU:N	2.80	0.44
2:J:144:ARG:CG	2:J:145:GLU:N	2.81	0.44
2:J:350:PRO:HG3	2:J:380:PRO:CA	2.47	0.44
2:J:405:ASP:OD1	2:J:407:PRO:HD2	2.18	0.44
2:J:458:ARG:HB3	2:J:458:ARG:NH2	2.33	0.44
2:K:271:VAL:CG1	2:K:281:GLU:CG	2.95	0.44
2:L:290:LYS:HD3	2:L:393:ASP:CG	2.38	0.44
2:L:449:LEU:CD2	2:L:451:VAL:CG1	2.89	0.44
1:A:369:THR:C	1:A:371:MET:H	2.20	0.44

*Continued on next page...*

*Continued from previous page...*

Atom-1	Atom-2	Interatomic distance (Å)	Clash overlap (Å)
1:A:634:SER:O	1:A:635:ASN:HB2	2.16	0.44
1:A:636:LEU:O	1:A:638:THR:N	2.51	0.44
1:A:683:LEU:HD23	1:A:683:LEU:HA	1.56	0.44
4:A:2474:FMN:H9	4:A:2474:FMN:H1'2	1.70	0.44
1:B:345:MET:HG3	1:B:346:ASP:N	2.32	0.44
1:B:440:SER:O	1:B:441:ASP:OD1	2.36	0.44
1:B:580:GLU:O	1:B:581:ALA:C	2.56	0.44
1:B:877:ARG:CD	1:F:1230:GLN:HB2	2.48	0.44
1:B:1260:GLN:O	1:B:1261:PRO:C	2.56	0.44
1:C:114:VAL:HG11	1:C:125:ARG:NH1	2.33	0.44
1:C:428:GLU:O	1:C:429:LEU:C	2.52	0.44
1:C:839:PRO:HG2	1:C:842:GLU:HB2	2.00	0.44
1:C:1393:TYR:C	1:C:1394:VAL:HG23	2.35	0.44
1:D:266:VAL:HG12	1:D:279:THR:HG22	1.97	0.44
1:D:303:LEU:O	1:D:303:LEU:HG	2.17	0.44
1:D:508:ASN:HB2	1:D:509:PRO:CD	2.47	0.44
1:D:689:LEU:O	1:D:689:LEU:HD12	2.18	0.44
1:D:875:MET:HE3	1:D:880:ALA:HB3	1.99	0.44
1:D:1164:ARG:HH11	1:D:1166:ASP:CG	2.21	0.44
1:D:1236:ARG:C	1:D:1238:THR:N	2.70	0.44
1:E:286:ARG:HD3	1:E:286:ARG:HA	1.60	0.44
1:E:369:THR:C	1:E:371:MET:H	2.20	0.44
1:E:419:TRP:CE2	1:E:537:GLU:HB3	2.53	0.44
1:F:207:TYR:N	1:F:207:TYR:CD1	2.85	0.44
1:F:452:GLN:NE2	1:F:764:THR:HG23	2.29	0.44
1:F:1016:ALA:O	1:F:1017:ASN:HB2	2.17	0.44
1:F:1070:ASP:OD1	1:F:1070:ASP:C	2.55	0.44
1:F:1164:ARG:HH11	1:F:1166:ASP:CG	2.21	0.44
2:G:53:PRO:HD2	2:G:56:GLN:HE21	1.83	0.44
2:G:59:CYS:SG	2:G:61:VAL:CG1	3.05	0.44
2:G:249:LYS:CD	2:G:258:ILE:HD13	2.47	0.44
2:G:415:LEU:HD22	2:G:415:LEU:C	2.37	0.44
2:H:59:CYS:SG	2:H:61:VAL:CG1	3.05	0.44
2:H:102:ARG:HG3	2:H:330:SER:OG	2.17	0.44
2:H:144:ARG:CG	2:H:145:GLU:N	2.81	0.44
2:H:163:ALA:HB3	2:H:207:LEU:HD21	2.00	0.44
2:H:166:LEU:HD22	2:H:169:LYS:HE2	2.00	0.44
2:H:405:ASP:OD1	2:H:407:PRO:HD2	2.18	0.44
2:I:53:PRO:HD2	2:I:56:GLN:HE21	1.82	0.44
2:I:166:LEU:HD22	2:I:169:LYS:HE2	2.00	0.44
2:I:405:ASP:OD1	2:I:407:PRO:HD2	2.18	0.44

*Continued on next page...*

*Continued from previous page...*

Atom-1	Atom-2	Interatomic distance (Å)	Clash overlap (Å)
2:J:59:CYS:SG	2:J:61:VAL:CG1	3.05	0.44
2:J:163:ALA:HB3	2:J:207:LEU:HD21	2.00	0.44
2:J:215:HIS:CD2	2:J:218:PHE:HD1	2.35	0.44
2:J:290:LYS:CG	2:J:291:HIS:N	2.79	0.44
2:K:148:LEU:HB3	2:K:234:VAL:HG23	1.98	0.44
2:K:163:ALA:HB3	2:K:207:LEU:HD21	2.00	0.44
2:K:276:THR:HG22	2:K:277:VAL:N	2.31	0.44
2:K:406:LEU:N	2:K:407:PRO:HD2	2.32	0.44
2:K:430:LYS:HD2	2:K:459:ASP:OD1	2.17	0.44
2:L:60:PRO:O	2:L:455:ARG:HD3	2.18	0.44
2:L:305:VAL:HG22	2:L:316:VAL:CG1	2.47	0.44
2:L:317:LYS:CE	2:L:345:ILE:CG1	2.95	0.44
2:L:350:PRO:HG3	2:L:380:PRO:CA	2.47	0.44
1:A:419:TRP:CE2	1:A:537:GLU:HB3	2.53	0.44
1:A:499:PHE:HE2	1:A:742:MET:CE	2.26	0.44
1:A:582:LEU:CB	1:A:755:GLN:HE21	2.30	0.44
1:A:820:ARG:CB	1:A:821:PRO:CD	2.96	0.44
1:A:1435:THR:HG23	1:A:1437:SER:CB	2.47	0.44
1:B:235:ASN:HD22	1:B:236:THR:H	1.61	0.44
1:B:289:ARG:NH1	1:B:535:GLU:HB2	2.33	0.44
1:B:515:ARG:NE	1:B:1367:TYR:HE1	2.09	0.44
1:B:705:LEU:HD23	1:B:705:LEU:HA	1.18	0.44
1:B:928:LEU:HD23	1:B:928:LEU:HA	1.65	0.44
1:B:1164:ARG:HH11	1:B:1166:ASP:CG	2.21	0.44
1:C:266:VAL:HG12	1:C:266:VAL:O	2.16	0.44
1:C:660:GLY:HA2	1:C:721:GLY:N	2.32	0.44
1:C:858:MET:HA	4:C:2474:FMN:C5A	2.48	0.44
1:C:1047:MET:O	1:C:1048:GLY:C	2.56	0.44
1:C:1315:LEU:HD13	1:C:1320:ASN:ND2	2.33	0.44
1:C:1395:TYR:CE2	1:C:1443:ILE:CD1	3.01	0.44
1:D:8:ALA:HA	1:D:362:LEU:HD12	2.00	0.44
1:D:230:HIS:HE1	1:D:234:ILE:HG13	1.82	0.44
1:D:500:ARG:NH2	1:D:1039:LYS:O	2.50	0.44
1:D:651:ASP:OD1	1:D:651:ASP:N	2.38	0.44
1:D:671:ALA:O	1:D:675:ILE:HD12	2.17	0.44
1:D:731:SER:HA	1:D:747:SER:HB2	1.99	0.44
1:D:1329:TYR:HD1	1:D:1348:VAL:HG13	1.82	0.44
1:D:1346:PHE:O	1:D:1347:ALA:HB3	2.17	0.44
1:E:59:VAL:HG12	1:E:60:LYS:N	2.32	0.44
1:E:309:THR:HG22	1:E:310:PRO:O	2.17	0.44
1:E:400:LEU:HD12	1:E:400:LEU:HA	1.76	0.44

*Continued on next page...*

Continued from previous page...

Atom-1	Atom-2	Interatomic distance (Å)	Clash overlap (Å)
1:E:562:MET:CE	1:E:566:ALA:HB2	2.46	0.44
1:E:565:THR:HG22	1:E:603:HIS:HD2	1.83	0.44
1:E:572:THR:HG21	1:E:615:ARG:HE	1.82	0.44
1:E:648:GLU:HG2	1:E:654:TYR:CE1	2.53	0.44
1:E:780:ARG:HH21	2:L:54:PHE:HD1	1.60	0.44
1:F:9:ILE:HG21	1:F:9:ILE:HD13	1.59	0.44
1:F:266:VAL:HG12	1:F:279:THR:HG22	1.97	0.44
1:F:622:LEU:HD13	1:F:739:PHE:HZ	1.82	0.44
1:F:850:ARG:NH1	1:F:878:ILE:HB	2.33	0.44
1:F:920:GLU:CB	1:F:1256:MET:HE2	2.35	0.44
1:F:1315:LEU:HD23	1:F:1315:LEU:HA	1.69	0.44
1:F:1346:PHE:O	1:F:1347:ALA:HB3	2.17	0.44
1:F:1347:ALA:O	1:F:1348:VAL:C	2.54	0.44
2:G:350:PRO:HG2	2:G:374:ALA:HA	1.99	0.44
2:G:430:LYS:HE3	2:G:439:ALA:O	2.18	0.44
2:G:454:ILE:CD1	2:G:458:ARG:HG2	2.48	0.44
2:H:271:VAL:CG1	2:H:281:GLU:CG	2.95	0.44
2:H:290:LYS:HD3	2:H:393:ASP:CG	2.38	0.44
2:I:71:LEU:HD21	2:I:76:ARG:C	2.37	0.44
2:I:145:GLU:OE2	2:I:468:ALA:HB1	2.17	0.44
2:I:177:ASP:OD2	2:I:182:MET:HE3	2.18	0.44
2:I:271:VAL:CG1	2:I:281:GLU:CG	2.95	0.44
2:I:317:LYS:CE	2:I:345:ILE:CG1	2.95	0.44
2:I:350:PRO:HG3	2:I:380:PRO:CA	2.47	0.44
2:J:32:TYR:CE2	2:J:194:LYS:HA	2.53	0.44
2:J:206:LEU:HD22	2:J:206:LEU:HA	1.91	0.44
2:J:281:GLU:HG3	2:J:281:GLU:O	2.17	0.44
2:J:295:LEU:HD21	2:J:319:LEU:HD13	1.99	0.44
2:K:110:ILE:HB	2:K:115:HIS:HE1	1.81	0.44
2:K:181:ARG:CD	2:K:187:VAL:CG1	2.94	0.44
2:K:197:LYS:CD	2:K:275:ASP:H	2.30	0.44
2:K:215:HIS:HD2	2:K:218:PHE:HD1	1.65	0.44
2:K:302:MET:CE	2:K:334:VAL:CA	2.95	0.44
2:K:305:VAL:HG22	2:K:316:VAL:CG1	2.47	0.44
2:K:350:PRO:HG3	2:K:380:PRO:HA	1.98	0.44
2:L:32:TYR:HE2	2:L:194:LYS:CA	2.30	0.44
2:L:53:PRO:HD2	2:L:56:GLN:HE21	1.82	0.44
2:L:249:LYS:CD	2:L:258:ILE:HD13	2.47	0.44
2:L:462:GLU:O	2:L:465:HIS:HB3	2.18	0.44
1:A:179:TYR:HD2	1:A:192:TYR:CD2	2.35	0.44
1:A:307:GLN:HB2	1:A:1403:LEU:HD22	1.99	0.44

Continued on next page...

*Continued from previous page...*

Atom-1	Atom-2	Interatomic distance (Å)	Clash overlap (Å)
1:A:309:THR:HG22	1:A:310:PRO:O	2.17	0.44
1:A:316:LEU:O	1:A:319:TYR:N	2.50	0.44
1:A:350:LEU:HD23	1:A:350:LEU:HA	1.55	0.44
1:A:442:MET:CE	1:A:447:LEU:N	2.81	0.44
1:A:554:GLU:OE2	1:A:697:LYS:HE3	2.17	0.44
1:A:706:LYS:NZ	1:A:940:GLU:OE1	2.40	0.44
1:A:839:PRO:HG2	1:A:842:GLU:HB2	2.00	0.44
1:A:1445:ASN:HB2	2:L:373:ASP:OD2	2.17	0.44
1:B:293:MET:HG2	1:B:410:LEU:HD23	2.00	0.44
1:B:456:LEU:HD23	1:B:456:LEU:HA	1.11	0.44
1:B:495:LEU:HA	1:B:495:LEU:HD12	1.36	0.44
1:B:558:MET:O	1:B:560:ASP:N	2.51	0.44
1:B:696:TYR:CZ	1:B:700:ILE:HD11	2.52	0.44
1:B:850:ARG:NH1	1:B:878:ILE:HB	2.33	0.44
1:B:1347:ALA:O	1:B:1348:VAL:C	2.54	0.44
1:C:96:GLU:OE1	1:C:96:GLU:CA	2.54	0.44
1:C:313:HIS:CD2	1:C:313:HIS:N	2.83	0.44
1:C:442:MET:CE	1:C:447:LEU:N	2.81	0.44
1:C:442:MET:HE3	1:C:447:LEU:N	2.32	0.44
1:C:498:PHE:H	1:C:498:PHE:HD1	1.64	0.44
1:C:572:THR:HG21	1:C:615:ARG:HE	1.82	0.44
1:C:782:ARG:HG3	2:K:52:VAL:HA	0.89	0.44
1:C:964:MET:O	1:C:965:LEU:HD23	2.18	0.44
1:C:1053:HIS:ND1	1:C:1062:ARG:HD3	2.33	0.44
1:C:1113:CYS:C	1:C:1115:VAL:N	2.71	0.44
1:C:1156:ARG:HE	1:C:1156:ARG:HB2	1.72	0.44
1:D:558:MET:O	1:D:560:ASP:N	2.51	0.44
1:D:1417:VAL:CG1	1:D:1419:HIS:H	2.28	0.44
1:E:15:ARG:O	1:E:16:SER:C	2.53	0.44
1:E:16:SER:O	1:E:20:LYS:CG	2.66	0.44
1:E:250:ARG:NH2	1:E:639:PHE:CE1	2.79	0.44
1:E:452:GLN:CG	1:E:764:THR:HG22	2.48	0.44
1:E:575:VAL:HG13	1:E:759:LEU:CD2	2.47	0.44
1:E:831:LEU:HD13	1:E:1084:MET:HE3	1.98	0.44
1:F:254:PRO:CG	1:F:255:ALA:N	2.81	0.44
1:F:1057:THR:HG22	1:F:1190:VAL:HG11	1.98	0.44
1:F:1075:THR:HG22	1:F:1076:GLY:N	2.31	0.44
1:F:1210:THR:CG2	1:F:1211:LEU:N	2.75	0.44
1:F:1366:GLU:CG	1:F:1367:TYR:CE2	3.00	0.44
2:G:32:TYR:CE2	2:G:194:LYS:HA	2.53	0.44
2:G:71:LEU:HD21	2:G:76:ARG:CA	2.46	0.44

*Continued on next page...*

*Continued from previous page...*

Atom-1	Atom-2	Interatomic distance (Å)	Clash overlap (Å)
2:G:96:ARG:NH2	2:G:199:VAL:HG21	2.31	0.44
2:G:102:ARG:HG3	2:G:330:SER:OG	2.17	0.44
2:G:191:PRO:HB2	2:G:193:PHE:CE2	2.52	0.44
2:H:34:ARG:HG3	2:H:125:LYS:CE	2.46	0.44
2:H:269:ASN:HD22	2:H:273:LEU:CD2	2.30	0.44
2:I:443:ILE:HD12	2:I:444:VAL:HG23	1.99	0.44
2:J:32:TYR:HE2	2:J:194:LYS:CA	2.30	0.44
2:J:96:ARG:HE	2:J:199:VAL:HG21	1.82	0.44
2:J:317:LYS:CE	2:J:345:ILE:CD1	2.94	0.44
2:J:423:LEU:HD22	2:J:423:LEU:N	2.28	0.44
2:J:443:ILE:HD12	2:J:444:VAL:HG23	1.99	0.44
2:K:290:LYS:CG	2:K:291:HIS:N	2.79	0.44
2:K:462:GLU:O	2:K:465:HIS:HB3	2.18	0.44
2:L:31:ILE:HD11	2:L:194:LYS:HG2	2.00	0.44
2:L:102:ARG:HG3	2:L:330:SER:OG	2.17	0.44
2:L:269:ASN:HD22	2:L:273:LEU:CD2	2.30	0.44
1:A:16:SER:O	1:A:20:LYS:CG	2.66	0.44
1:A:81:ILE:HD13	1:B:216:PHE:CZ	2.53	0.44
1:A:353:MET:HA	1:A:366:GLY:O	2.18	0.44
1:A:588:ARG:HH11	1:A:588:ARG:HD3	1.59	0.44
1:A:704:LEU:C	1:A:706:LYS:H	2.20	0.44
1:A:1052:VAL:O	1:A:1053:HIS:C	2.51	0.44
1:A:1468:VAL:O	1:A:1468:VAL:HG12	2.15	0.44
1:B:165:ASN:O	1:B:166:ASP:HB2	2.18	0.44
1:B:739:PHE:O	1:B:740:PRO:C	2.55	0.44
1:B:782:ARG:HH22	2:G:51:GLY:N	1.97	0.44
1:C:515:ARG:HH22	1:C:966:ILE:CB	2.23	0.44
1:C:869:GLY:O	1:C:870:THR:C	2.54	0.44
1:C:979:ASP:O	1:C:980:LEU:C	2.55	0.44
1:C:1124:LEU:HA	1:C:1124:LEU:HD12	1.28	0.44
1:C:1139:PHE:N	1:C:1139:PHE:CD1	2.86	0.44
1:D:117:ILE:HG23	1:D:117:ILE:HD13	1.35	0.44
1:D:219:TRP:N	1:D:220:PRO:CD	2.81	0.44
1:D:227:MET:HE2	1:D:282:GLU:HG3	1.99	0.44
1:D:235:ASN:HD22	1:D:236:THR:H	1.61	0.44
1:D:960:THR:CG2	1:D:963:VAL:HG23	2.47	0.44
1:D:1097:LEU:HD23	1:D:1097:LEU:HA	1.69	0.44
1:D:1170:GLN:OE1	1:D:1183:LEU:HB2	2.17	0.44
1:E:102:TYR:HE2	1:E:144:PHE:CD1	2.34	0.44
1:E:298:LEU:HD23	1:E:324:MET:CG	2.44	0.44
1:E:660:GLY:HA2	1:E:721:GLY:N	2.32	0.44

*Continued on next page...*

*Continued from previous page...*

Atom-1	Atom-2	Interatomic distance (Å)	Clash overlap (Å)
1:E:858:MET:HA	4:E:2474:FMN:C5A	2.48	0.44
1:E:871:LEU:HD23	1:E:871:LEU:HA	1.68	0.44
1:E:1001:VAL:O	1:E:1002:SER:C	2.55	0.44
1:E:1084:MET:SD	1:E:1168:LEU:HD21	2.57	0.44
1:E:1141:PHE:O	1:E:1142:LEU:C	2.55	0.44
1:E:1156:ARG:O	1:E:1157:SER:HB3	2.17	0.44
1:E:1420:TYR:OH	1:E:1466:LEU:CD2	2.66	0.44
1:F:37:ASP:OD1	1:F:39:LYS:N	2.34	0.44
1:F:403:ASP:OD1	1:F:407:LYS:HG3	2.18	0.44
2:G:50:CYS:SG	2:G:109:VAL:HG21	2.58	0.44
2:H:31:ILE:HD11	2:H:194:LYS:HG2	2.00	0.44
2:H:32:TYR:HE2	2:H:194:LYS:CA	2.30	0.44
2:H:32:TYR:CE2	2:H:194:LYS:HA	2.53	0.44
2:H:179:TYR:HB3	2:H:181:ARG:HH12	1.81	0.44
2:H:240:THR:OG1	8:H:484:FAD:N7A	2.50	0.44
2:H:266:THR:HG23	2:H:270:LYS:NZ	2.33	0.44
2:H:302:MET:CE	2:H:334:VAL:CA	2.95	0.44
2:H:424:LEU:HD13	2:H:424:LEU:HA	1.75	0.44
2:I:32:TYR:HE2	2:I:194:LYS:CA	2.30	0.44
2:I:161:ALA:CB	2:I:454:ILE:HG12	2.40	0.44
2:I:290:LYS:HD3	2:I:393:ASP:CG	2.38	0.44
2:I:350:PRO:HG2	2:I:374:ALA:HA	1.99	0.44
2:I:418:THR:HG1	2:I:420:TRP:HD1	1.61	0.44
2:J:34:ARG:HG3	2:J:125:LYS:CE	2.46	0.44
2:J:93:ILE:HG23	2:J:94:CYS:N	2.33	0.44
2:J:132:TRP:CG	2:J:202:ARG:HD2	2.52	0.44
2:J:166:LEU:HD22	2:J:169:LYS:HE2	1.99	0.44
2:J:290:LYS:HD3	2:J:393:ASP:CG	2.38	0.44
2:J:324:ARG:HA	2:J:346:TRP:CZ2	2.46	0.44
2:J:351:GLU:CB	2:J:353:PHE:HB3	2.47	0.44
2:K:32:TYR:HE2	2:K:194:LYS:CA	2.30	0.44
2:K:144:ARG:CG	2:K:145:GLU:N	2.81	0.44
2:L:144:ARG:CG	2:L:145:GLU:N	2.81	0.44
2:L:415:LEU:HD22	2:L:415:LEU:C	2.37	0.44
2:L:469:LYS:HZ3	2:L:476:VAL:CA	2.29	0.44
1:A:120:LYS:O	1:A:123:ALA:HB3	2.18	0.44
1:A:359:THR:CG2	1:A:378:GLN:CA	2.95	0.44
1:A:836:ALA:HA	1:A:837:PRO:HD3	1.78	0.44
1:A:961:PRO:C	1:A:963:VAL:H	2.20	0.44
1:A:1289:MET:HE2	1:A:1289:MET:N	2.32	0.44
1:B:59:VAL:HG22	1:B:105:TYR:HD2	1.78	0.44

*Continued on next page...*

*Continued from previous page...*

Atom-1	Atom-2	Interatomic distance (Å)	Clash overlap (Å)
1:B:254:PRO:CG	1:B:255:ALA:N	2.81	0.44
1:B:353:MET:HE2	1:B:353:MET:HA	2.00	0.44
1:B:375:ASP:OD2	1:B:377:THR:CB	2.61	0.44
1:B:558:MET:C	1:B:560:ASP:N	2.69	0.44
1:B:689:LEU:HD12	1:B:689:LEU:O	2.18	0.44
1:B:913:GLY:CA	1:B:1349:ARG:CD	2.94	0.44
1:B:1184:ASN:CB	1:B:1185:PRO:CD	2.80	0.44
1:C:59:VAL:HG12	1:C:60:LYS:N	2.32	0.44
1:C:261:GLN:HE21	1:C:264:LYS:HD2	1.83	0.44
1:C:302:ALA:CA	1:C:347:ARG:NH1	2.81	0.44
1:C:316:LEU:O	1:C:319:TYR:N	2.50	0.44
1:C:468:MET:O	1:C:472:GLY:N	2.51	0.44
1:C:908:LYS:HD2	1:C:921:TYR:CD2	2.53	0.44
1:C:918:THR:O	1:C:921:TYR:N	2.51	0.44
1:C:1001:VAL:O	1:C:1002:SER:C	2.55	0.44
1:C:1173:ARG:HH22	1:C:1178:LEU:HD23	1.83	0.44
1:D:30:HIS:CD2	1:D:31:ARG:N	2.86	0.44
1:D:345:MET:HG3	1:D:346:ASP:N	2.32	0.44
1:D:454:PHE:CG	1:D:648:GLU:HB2	2.53	0.44
1:D:701:ASP:C	1:D:703:GLY:N	2.69	0.44
1:D:985:TYR:O	1:D:988:LYS:N	2.50	0.44
1:E:307:GLN:HB2	1:E:1403:LEU:HD22	1.99	0.44
1:E:337:ASP:O	1:E:338:GLY:C	2.56	0.44
1:E:602:THR:C	1:E:640:THR:HG22	2.38	0.44
1:E:731:SER:O	1:E:734:LEU:HB3	2.18	0.44
1:E:820:ARG:CB	1:E:821:PRO:CD	2.96	0.44
1:E:918:THR:HG21	1:E:1256:MET:HE2	1.99	0.44
1:E:964:MET:O	1:E:965:LEU:HD23	2.18	0.44
1:E:1053:HIS:ND1	1:E:1062:ARG:HD3	2.33	0.44
1:F:30:HIS:CD2	1:F:31:ARG:N	2.86	0.44
1:F:442:MET:HE3	1:F:442:MET:HB3	1.78	0.44
1:F:528:ASN:O	1:F:529:LEU:HD23	2.17	0.44
1:F:757:LYS:O	1:F:758:VAL:C	2.53	0.44
1:F:764:THR:CG2	1:F:764:THR:O	2.63	0.44
1:F:826:ARG:NH1	1:F:826:ARG:CG	2.67	0.44
1:F:943:GLN:HE21	1:F:1033:SER:HA	1.83	0.44
1:F:1336:LEU:HD23	1:F:1355:VAL:CG1	2.48	0.44
1:F:1440:ALA:O	1:F:1441:ALA:C	2.53	0.44
1:F:1447:TRP:O	1:F:1450:GLU:N	2.51	0.44
2:G:181:ARG:CD	2:G:187:VAL:CG1	2.94	0.44
2:G:240:THR:OG1	8:G:484:FAD:N7A	2.50	0.44

*Continued on next page...*



*Continued from previous page...*

Atom-1	Atom-2	Interatomic distance (Å)	Clash overlap (Å)
2:G:290:LYS:HD3	2:G:393:ASP:CG	2.38	0.44
2:G:304:CYS:CA	2:G:307:THR:HG22	2.48	0.44
2:G:383:ILE:HD13	2:G:383:ILE:C	2.37	0.44
2:H:64:ASN:CG	2:H:67:ASP:HB2	2.39	0.44
2:H:96:ARG:HE	2:H:199:VAL:HG21	1.82	0.44
2:H:96:ARG:NH2	2:H:199:VAL:HG21	2.31	0.44
2:H:350:PRO:HG3	2:H:380:PRO:HA	1.98	0.44
2:H:430:LYS:HE3	2:H:439:ALA:O	2.17	0.44
2:I:60:PRO:O	2:I:455:ARG:HD3	2.18	0.44
2:I:69:LEU:HA	2:I:72:THR:HG22	2.00	0.44
2:I:188:TYR:OH	2:I:262:LEU:HD23	2.18	0.44
2:I:281:GLU:HG3	2:I:281:GLU:O	2.17	0.44
2:I:426:ASP:O	2:I:430:LYS:HA	2.17	0.44
2:J:188:TYR:OH	2:J:262:LEU:HD23	2.18	0.44
2:J:215:HIS:HD2	2:J:218:PHE:HD1	1.65	0.44
2:J:266:THR:HG23	2:J:270:LYS:NZ	2.33	0.44
2:J:419:ARG:C	2:J:419:ARG:HD3	2.37	0.44
2:K:32:TYR:CE2	2:K:194:LYS:HA	2.53	0.44
2:K:96:ARG:HE	2:K:199:VAL:HG21	1.82	0.44
2:K:175:VAL:HG13	2:K:175:VAL:O	2.18	0.44
2:K:178:ARG:HH12	2:K:243:TYR:HB2	1.83	0.44
2:L:32:TYR:CD1	2:L:34:ARG:HD3	2.53	0.44
2:L:266:THR:HG23	2:L:270:LYS:NZ	2.33	0.44
2:L:371:VAL:CG2	2:L:386:SER:CB	2.94	0.44
1:A:6:ILE:HD13	1:A:20:LYS:HB2	1.99	0.43
1:A:114:VAL:HG11	1:A:125:ARG:NH1	2.33	0.43
1:A:125:ARG:HG3	1:A:219:TRP:CZ2	2.53	0.43
1:A:197:ASP:OD1	1:A:199:ARG:N	2.38	0.43
1:A:218:THR:CG2	1:A:221:LEU:HG	2.44	0.43
1:A:337:ASP:O	1:A:338:GLY:C	2.56	0.43
1:A:509:PRO:HA	1:A:510:PRO:HD3	1.81	0.43
1:A:573:PHE:CB	1:A:574:PRO:CD	2.96	0.43
1:A:828:LEU:HD22	1:A:1172:SER:CB	2.38	0.43
1:A:1348:VAL:O	1:A:1348:VAL:CG1	2.65	0.43
1:A:1351:SER:OG	1:A:1369:THR:HB	2.18	0.43
1:B:81:ILE:O	1:B:81:ILE:CG2	2.67	0.43
1:B:511:ILE:HG22	1:B:512:ASP:H	1.79	0.43
1:B:720:ARG:C	1:B:722:GLY:N	2.69	0.43
1:B:860:MET:HE2	1:B:860:MET:HB2	1.82	0.43
1:B:1336:LEU:HD23	1:B:1355:VAL:CG1	2.48	0.43
1:B:1467:GLU:O	1:B:1469:PRO:HD3	2.18	0.43

*Continued on next page...*

*Continued from previous page...*

Atom-1	Atom-2	Interatomic distance (Å)	Clash overlap (Å)
1:C:438:GLU:OE1	1:C:553:ALA:HB2	2.18	0.43
1:C:565:THR:HG22	1:C:603:HIS:HD2	1.83	0.43
1:C:634:SER:O	1:C:635:ASN:HB2	2.16	0.43
1:C:987:LEU:HD23	1:C:987:LEU:HA	1.70	0.43
1:D:403:ASP:OD1	1:D:407:LYS:HG3	2.18	0.43
1:D:643:ASN:HD22	1:D:665:THR:HG21	1.83	0.43
1:D:780:ARG:NH2	2:H:109:VAL:HG11	2.33	0.43
1:D:840:VAL:O	1:D:841:ASP:C	2.57	0.43
1:D:1366:GLU:OE2	1:D:1367:TYR:CE2	2.71	0.43
1:E:216:PHE:HA	1:E:217:PRO:HD3	1.73	0.43
1:E:261:GLN:HE21	1:E:264:LYS:HD2	1.83	0.43
1:E:495:LEU:HD12	1:E:495:LEU:HA	1.53	0.43
1:E:521:SER:C	1:E:522:LEU:HD23	2.38	0.43
1:E:908:LYS:HD2	1:E:921:TYR:CD2	2.53	0.43
1:E:1228:LYS:C	1:E:1229:MET:HG2	2.39	0.43
1:E:1245:ARG:O	1:E:1246:LEU:C	2.55	0.43
1:E:1351:SER:OG	1:E:1369:THR:HB	2.18	0.43
1:E:1360:CYS:O	1:E:1361:GLY:O	2.35	0.43
1:F:308:THR:O	1:F:308:THR:CG2	2.66	0.43
1:F:312:ASN:HB2	1:F:411:ALA:CB	2.46	0.43
1:F:426:LEU:HD23	1:F:543:LEU:HB3	1.93	0.43
1:F:559:ARG:O	1:F:559:ARG:HG3	2.17	0.43
1:F:562:MET:HB2	1:F:563:GLY:H	1.54	0.43
1:F:743:VAL:HG11	1:F:745:ARG:HG3	2.00	0.43
1:F:1463:LEU:HD23	1:F:1463:LEU:HA	1.71	0.43
2:G:34:ARG:HG3	2:G:125:LYS:CE	2.46	0.43
2:G:64:ASN:CG	2:G:67:ASP:HB2	2.38	0.43
2:G:181:ARG:NH2	2:G:188:TYR:CD1	2.86	0.43
2:G:277:VAL:CG1	2:G:278:GLU:N	2.81	0.43
2:G:371:VAL:CG2	2:G:386:SER:CB	2.94	0.43
2:G:449:LEU:HD22	2:G:452:TRP:CE2	2.53	0.43
2:H:178:ARG:HH12	2:H:243:TYR:HB2	1.83	0.43
2:H:188:TYR:OH	2:H:262:LEU:HD23	2.18	0.43
2:H:317:LYS:HE3	2:H:345:ILE:HG13	2.00	0.43
2:H:366:ARG:CG	2:H:391:GLN:HA	2.28	0.43
2:H:418:THR:CA	2:H:424:LEU:CD2	2.95	0.43
2:H:443:ILE:HD12	2:H:444:VAL:HG23	1.99	0.43
2:H:462:GLU:O	2:H:465:HIS:HB3	2.18	0.43
2:I:54:PHE:HB2	2:I:107:ASN:O	2.18	0.43
2:I:93:ILE:HG23	2:I:94:CYS:N	2.33	0.43
2:I:181:ARG:NH2	2:I:188:TYR:CD1	2.86	0.43

*Continued on next page...*

*Continued from previous page...*

Atom-1	Atom-2	Interatomic distance (Å)	Clash overlap (Å)
2:I:229:LEU:HD22	2:I:236:VAL:HG12	2.00	0.43
2:I:266:THR:HG23	2:I:270:LYS:NZ	2.33	0.43
2:I:302:MET:CE	2:I:334:VAL:CA	2.95	0.43
2:J:240:THR:OG1	8:J:484:FAD:N7A	2.50	0.43
2:J:430:LYS:HE3	2:J:439:ALA:O	2.18	0.43
2:K:64:ASN:CG	2:K:67:ASP:HB2	2.38	0.43
2:K:322:ARG:CD	2:K:349:ALA:CB	2.94	0.43
2:K:345:ILE:HD13	2:K:345:ILE:N	2.17	0.43
2:K:430:LYS:HE3	2:K:439:ALA:O	2.18	0.43
2:K:449:LEU:HD22	2:K:452:TRP:CE2	2.53	0.43
2:K:454:ILE:CD1	2:K:458:ARG:HG2	2.48	0.43
2:K:458:ARG:HB3	2:K:458:ARG:NH2	2.32	0.43
2:L:32:TYR:CE2	2:L:194:LYS:HA	2.53	0.43
2:L:71:LEU:HD21	2:L:76:ARG:C	2.37	0.43
2:L:175:VAL:HG13	2:L:175:VAL:O	2.18	0.43
2:L:191:PRO:HB2	2:L:193:PHE:CE2	2.52	0.43
1:A:447:LEU:CD1	1:A:670:LEU:HD21	2.43	0.43
1:A:495:LEU:HA	1:A:495:LEU:HD12	1.53	0.43
1:A:515:ARG:HH22	1:A:966:ILE:CB	2.23	0.43
1:A:1156:ARG:O	1:A:1157:SER:HB3	2.18	0.43
1:A:1468:VAL:HG12	1:A:1469:PRO:O	2.19	0.43
1:B:9:ILE:HD13	1:B:9:ILE:HG21	1.59	0.43
1:B:30:HIS:HD2	1:B:31:ARG:H	1.65	0.43
1:B:442:MET:HE3	1:B:442:MET:HB3	1.76	0.43
1:B:454:PHE:CG	1:B:648:GLU:HB2	2.53	0.43
1:B:700:ILE:C	1:B:703:GLY:H	2.22	0.43
1:B:702:ASP:O	1:B:703:GLY:C	2.55	0.43
1:B:838:VAL:HG13	1:B:839:PRO:CD	2.32	0.43
1:B:1003:ARG:NH1	1:B:1004:SER:O	2.50	0.43
1:B:1184:ASN:C	1:B:1186:ARG:N	2.71	0.43
1:B:1212:ASP:OD1	1:B:1243:GLY:N	2.34	0.43
1:C:125:ARG:HG3	1:C:219:TRP:CZ2	2.53	0.43
1:C:447:LEU:CD1	1:C:670:LEU:HD21	2.43	0.43
1:C:903:TRP:CD1	1:C:903:TRP:N	2.86	0.43
1:D:806:SER:HG	1:D:809:THR:CB	2.30	0.43
1:D:1032:ALA:O	1:D:1033:SER:HB2	2.19	0.43
1:D:1158:LEU:HD12	1:D:1158:LEU:HA	1.80	0.43
1:D:1260:GLN:O	1:D:1261:PRO:C	2.56	0.43
1:D:1467:GLU:O	1:D:1469:PRO:HD3	2.18	0.43
1:E:218:THR:CG2	1:E:221:LEU:HG	2.44	0.43
1:E:295:LYS:HE2	1:E:299:VAL:HG11	1.98	0.43

*Continued on next page...*

*Continued from previous page...*

Atom-1	Atom-2	Interatomic distance (Å)	Clash overlap (Å)
1:E:302:ALA:CA	1:E:347:ARG:NH1	2.81	0.43
1:E:515:ARG:HH22	1:E:966:ILE:CB	2.23	0.43
1:F:8:ALA:HA	1:F:362:LEU:HD12	2.00	0.43
1:F:219:TRP:N	1:F:220:PRO:CD	2.81	0.43
1:F:442:MET:HB2	1:F:673:GLU:HG2	2.01	0.43
1:F:454:PHE:CG	1:F:648:GLU:HB2	2.53	0.43
1:F:612:GLY:O	1:F:762:HIS:HE1	1.99	0.43
1:F:689:LEU:O	1:F:689:LEU:HD12	2.18	0.43
1:F:731:SER:HA	1:F:747:SER:HB2	1.99	0.43
1:F:957:ARG:HD2	1:F:965:LEU:CD1	2.48	0.43
1:F:1236:ARG:C	1:F:1238:THR:N	2.70	0.43
1:F:1400:SER:C	1:F:1402:PRO:HD2	2.38	0.43
2:G:54:PHE:HB2	2:G:107:ASN:O	2.18	0.43
2:G:195:LEU:HD12	2:G:196:GLU:O	2.19	0.43
2:G:295:LEU:HD21	2:G:319:LEU:HD13	1.99	0.43
2:G:297:GLY:O	2:G:327:MET:HE3	2.18	0.43
2:H:69:LEU:HA	2:H:72:THR:HG22	2.00	0.43
2:H:206:LEU:HD22	2:H:206:LEU:HA	1.91	0.43
2:I:32:TYR:CE2	2:I:194:LYS:HA	2.53	0.43
2:I:80:ALA:HB3	2:I:127:ILE:HD11	1.96	0.43
2:I:237:LEU:C	2:I:237:LEU:HD22	2.39	0.43
2:I:449:LEU:CD2	2:I:452:TRP:CG	2.93	0.43
2:J:32:TYR:CD1	2:J:34:ARG:HD3	2.53	0.43
2:J:54:PHE:HB2	2:J:107:ASN:O	2.18	0.43
2:J:64:ASN:CG	2:J:67:ASP:HB2	2.38	0.43
2:J:418:THR:CA	2:J:424:LEU:CD2	2.95	0.43
2:K:137:VAL:HG13	2:K:209:ASP:CG	2.39	0.43
2:K:237:LEU:C	2:K:237:LEU:HD22	2.39	0.43
2:K:297:GLY:O	2:K:327:MET:HE3	2.18	0.43
2:L:197:LYS:CD	2:L:275:ASP:H	2.30	0.43
2:L:290:LYS:CG	2:L:291:HIS:N	2.79	0.43
2:L:306:ARG:NH1	2:L:336:HIS:HB2	2.34	0.43
2:L:449:LEU:HD22	2:L:452:TRP:CE2	2.53	0.43
1:A:438:GLU:OE1	1:A:553:ALA:HB2	2.18	0.43
1:A:1022:LEU:HA	1:A:1068:ARG:O	2.19	0.43
1:A:1101:GLY:O	1:A:1102:CYS:C	2.57	0.43
1:A:1113:CYS:HB3	1:A:1119:VAL:CG1	2.49	0.43
1:A:1173:ARG:HH22	1:A:1178:LEU:HD23	1.83	0.43
1:A:1315:LEU:HD13	1:A:1320:ASN:ND2	2.33	0.43
1:B:420:VAL:HA	1:B:540:THR:HG21	2.00	0.43
1:B:508:ASN:HB2	1:B:509:PRO:CD	2.47	0.43

*Continued on next page...*

*Continued from previous page...*

Atom-1	Atom-2	Interatomic distance (Å)	Clash overlap (Å)
1:B:511:ILE:HG21	1:B:511:ILE:HD13	1.76	0.43
1:B:528:ASN:O	1:B:529:LEU:HD23	2.17	0.43
1:B:622:LEU:HD13	1:B:739:PHE:HZ	1.82	0.43
1:B:1400:SER:C	1:B:1402:PRO:HD2	2.38	0.43
1:B:1447:TRP:O	1:B:1450:GLU:N	2.51	0.43
1:C:120:LYS:O	1:C:123:ALA:HB3	2.18	0.43
1:C:191:PHE:CD1	1:C:191:PHE:O	2.71	0.43
1:C:246:ALA:C	1:C:248:GLU:N	2.70	0.43
1:C:309:THR:HB	1:C:314:LYS:HE3	1.99	0.43
1:C:337:ASP:O	1:C:338:GLY:C	2.56	0.43
1:C:420:VAL:O	1:C:422:ASN:N	2.50	0.43
1:C:736:ALA:O	1:C:737:GLU:C	2.53	0.43
1:C:778:PHE:HE2	1:C:1039:LYS:HD2	1.66	0.43
1:C:1395:TYR:HE1	1:C:1397:LEU:HG	1.82	0.43
1:D:98:LEU:HD23	1:D:98:LEU:HA	1.62	0.43
1:D:208:HIS:CD2	1:D:208:HIS:C	2.92	0.43
1:D:547:SER:C	1:D:549:VAL:H	2.21	0.43
1:D:763:ALA:C	1:D:765:ALA:N	2.72	0.43
1:D:869:GLY:O	1:D:870:THR:C	2.52	0.43
1:D:964:MET:O	1:D:965:LEU:HD23	2.17	0.43
1:D:1050:SER:O	1:D:1051:GLU:O	2.36	0.43
1:D:1070:ASP:OD1	1:D:1070:ASP:C	2.55	0.43
1:D:1085:LEU:HD23	1:D:1085:LEU:HA	1.65	0.43
4:D:2474:FMN:H1'2	4:D:2474:FMN:H9	1.57	0.43
1:E:227:MET:HE3	1:E:282:GLU:HG2	2.00	0.43
1:E:248:GLU:OE2	1:E:266:VAL:N	2.44	0.43
1:E:353:MET:HA	1:E:366:GLY:O	2.18	0.43
1:E:621:ILE:HG12	1:E:657:VAL:HG11	2.00	0.43
1:E:1211:LEU:HD12	1:E:1211:LEU:HA	1.72	0.43
1:F:580:GLU:O	1:F:581:ALA:C	2.56	0.43
1:F:1184:ASN:C	1:F:1186:ARG:N	2.71	0.43
2:G:31:ILE:HD11	2:G:194:LYS:HG2	2.00	0.43
2:G:163:ALA:HB3	2:G:207:LEU:HD21	2.00	0.43
2:G:197:LYS:CD	2:G:275:ASP:H	2.30	0.43
2:G:237:LEU:HD22	2:G:237:LEU:C	2.39	0.43
2:G:305:VAL:HG22	2:G:316:VAL:CG1	2.47	0.43
2:G:405:ASP:OD1	2:G:407:PRO:HD2	2.18	0.43
2:G:449:LEU:HD23	2:G:452:TRP:H	1.83	0.43
2:H:32:TYR:CD1	2:H:34:ARG:HD3	2.53	0.43
2:H:93:ILE:HG23	2:H:94:CYS:N	2.33	0.43
2:H:165:GLU:CB	2:H:169:LYS:HZ3	2.30	0.43

*Continued on next page...*

*Continued from previous page...*

Atom-1	Atom-2	Interatomic distance (Å)	Clash overlap (Å)
2:I:32:TYR:CD1	2:I:34:ARG:HD3	2.53	0.43
2:I:96:ARG:NH2	2:I:199:VAL:HG21	2.31	0.43
2:I:163:ALA:HB3	2:I:207:LEU:HD21	2.00	0.43
2:I:447:ALA:HB1	2:I:452:TRP:CD2	2.50	0.43
2:J:110:ILE:HD11	2:J:118:VAL:CA	2.48	0.43
2:J:423:LEU:CD2	2:J:423:LEU:N	2.80	0.43
2:J:426:ASP:O	2:J:430:LYS:HA	2.17	0.43
2:K:32:TYR:CD1	2:K:34:ARG:HD3	2.53	0.43
2:K:71:LEU:CD1	2:K:80:ALA:N	2.81	0.43
2:K:118:VAL:HG22	2:K:118:VAL:H	1.08	0.43
2:K:146:LEU:N	2:K:146:LEU:CD2	2.81	0.43
2:K:165:GLU:CB	2:K:169:LYS:HZ3	2.29	0.43
2:K:173:VAL:CG2	2:K:174:HIS:N	2.81	0.43
2:K:181:ARG:NH2	2:K:188:TYR:CD1	2.86	0.43
2:K:269:ASN:HD22	2:K:273:LEU:CD2	2.30	0.43
2:K:295:LEU:HD21	2:K:319:LEU:HD13	1.99	0.43
2:L:146:LEU:N	2:L:146:LEU:CD2	2.81	0.43
2:L:166:LEU:HD22	2:L:169:LYS:HE2	2.00	0.43
2:L:215:HIS:CD2	2:L:218:PHE:HD1	2.35	0.43
2:L:277:VAL:CG1	2:L:278:GLU:N	2.81	0.43
2:L:454:ILE:CD1	2:L:458:ARG:HG2	2.48	0.43
1:A:144:PHE:HD1	1:A:144:PHE:HA	1.68	0.43
1:A:191:PHE:CD1	1:A:191:PHE:O	2.72	0.43
1:A:330:PRO:HB3	1:A:350:LEU:HB3	2.01	0.43
1:A:420:VAL:O	1:A:422:ASN:N	2.50	0.43
1:A:562:MET:HE3	1:A:566:ALA:HB2	2.00	0.43
1:A:918:THR:O	1:A:921:TYR:N	2.51	0.43
1:A:1053:HIS:ND1	1:A:1062:ARG:HD3	2.33	0.43
1:B:78:LEU:HB3	1:B:79:PRO:CD	2.48	0.43
1:B:230:HIS:HE1	1:B:234:ILE:HG13	1.82	0.43
1:B:308:THR:O	1:B:308:THR:CG2	2.66	0.43
1:B:500:ARG:NH2	1:B:1039:LYS:O	2.50	0.43
1:B:1427:LEU:O	1:B:1428:ILE:C	2.56	0.43
1:C:30:HIS:CD2	1:C:30:HIS:N	2.85	0.43
1:C:509:PRO:HB3	1:C:975:TYR:CD1	2.53	0.43
1:C:803:THR:O	1:C:803:THR:HG22	2.08	0.43
1:C:911:ALA:O	1:C:912:SER:C	2.57	0.43
1:D:381:GLU:CD	1:D:402:ARG:NH1	2.67	0.43
1:D:420:VAL:HA	1:D:540:THR:HG21	2.00	0.43
1:D:430:VAL:HG13	1:D:554:GLU:CA	2.37	0.43
1:D:442:MET:HE3	1:D:442:MET:HB3	1.68	0.43

*Continued on next page...*

*Continued from previous page...*

Atom-1	Atom-2	Interatomic distance (Å)	Clash overlap (Å)
1:D:550:LEU:HA	1:D:554:GLU:OE2	2.19	0.43
1:D:580:GLU:O	1:D:581:ALA:C	2.56	0.43
1:D:660:GLY:HA2	1:D:721:GLY:N	2.33	0.43
1:D:970:PRO:HG2	1:D:970:PRO:O	2.19	0.43
1:D:1424:LEU:HD23	1:D:1424:LEU:C	2.39	0.43
1:E:78:LEU:HB3	1:E:79:PRO:HD2	2.00	0.43
1:E:114:VAL:HG11	1:E:125:ARG:NH1	2.33	0.43
1:E:210:ARG:HA	3:E:2473:OMT:HE1	2.01	0.43
1:E:468:MET:O	1:E:472:GLY:N	2.50	0.43
1:E:558:MET:C	1:E:560:ASP:N	2.72	0.43
1:E:636:LEU:O	1:E:639:PHE:N	2.38	0.43
1:E:918:THR:O	1:E:921:TYR:N	2.51	0.43
1:E:1138:LEU:HA	1:E:1138:LEU:HD12	1.79	0.43
1:E:1425:LYS:CD	1:E:1447:TRP:CD1	3.02	0.43
1:F:78:LEU:HB3	1:F:79:PRO:CD	2.48	0.43
1:F:558:MET:O	1:F:560:ASP:N	2.51	0.43
1:F:777:GLY:C	2:I:52:VAL:HG11	2.39	0.43
1:F:806:SER:HG	1:F:809:THR:H	1.63	0.43
1:F:869:GLY:O	1:F:870:THR:C	2.52	0.43
1:F:1190:VAL:C	1:F:1192:PRO:HD3	2.38	0.43
1:F:1244:THR:OG1	1:F:1278:ALA:HB3	2.18	0.43
1:F:1435:THR:HG23	1:F:1437:SER:N	2.34	0.43
2:G:32:TYR:CD1	2:G:34:ARG:HD3	2.53	0.43
2:G:60:PRO:O	2:G:455:ARG:HD3	2.18	0.43
2:G:197:LYS:HG2	2:G:273:LEU:CD1	2.43	0.43
2:G:306:ARG:NH1	2:G:336:HIS:HB2	2.34	0.43
2:H:32:TYR:CE2	2:H:194:LYS:CA	3.02	0.43
2:H:54:PHE:HB2	2:H:107:ASN:O	2.18	0.43
2:H:77:LEU:CA	2:H:127:ILE:CD1	2.93	0.43
2:H:92:GLU:HG3	2:H:203:ARG:NH1	2.34	0.43
2:I:153:ILE:CG1	2:I:220:VAL:HG22	2.49	0.43
2:J:53:PRO:HD2	2:J:56:GLN:HE21	1.83	0.43
2:J:68:TRP:CH2	2:J:124:GLU:OE1	2.72	0.43
2:J:137:VAL:HG13	2:J:209:ASP:CG	2.39	0.43
2:J:462:GLU:O	2:J:465:HIS:HB3	2.18	0.43
2:K:31:ILE:HG12	2:K:193:PHE:CD1	2.54	0.43
2:K:54:PHE:HB2	2:K:107:ASN:O	2.18	0.43
2:K:93:ILE:HG23	2:K:94:CYS:N	2.33	0.43
2:K:277:VAL:CG1	2:K:278:GLU:N	2.81	0.43
2:K:317:LYS:HE3	2:K:345:ILE:HG13	2.00	0.43
2:K:350:PRO:HG2	2:K:374:ALA:HA	1.99	0.43

*Continued on next page...*

*Continued from previous page...*

Atom-1	Atom-2	Interatomic distance (Å)	Clash overlap (Å)
2:L:28:PHE:HZ	2:L:285:LEU:HD21	1.83	0.43
2:L:188:TYR:OH	2:L:262:LEU:HD23	2.18	0.43
1:A:56:LYS:HE2	1:A:67:PRO:O	2.17	0.43
1:A:329:GLY:O	1:A:330:PRO:C	2.56	0.43
1:A:621:ILE:HG12	1:A:657:VAL:HG11	2.00	0.43
1:A:687:MET:HA	1:A:688:PRO:HD3	1.83	0.43
1:A:858:MET:HA	4:A:2474:FMN:C5A	2.48	0.43
1:A:908:LYS:HD2	1:A:921:TYR:CD2	2.53	0.43
1:A:1068:ARG:NE	1:A:1089:GLU:OE1	2.39	0.43
1:A:1274:GLN:H	1:A:1274:GLN:HG2	1.35	0.43
1:A:1315:LEU:HB3	1:A:1320:ASN:ND2	2.31	0.43
1:A:1395:TYR:CE2	1:A:1443:ILE:CD1	3.01	0.43
1:B:8:ALA:HA	1:B:362:LEU:HD12	2.00	0.43
1:B:284:MET:HE2	1:B:294:VAL:HG13	2.00	0.43
1:B:974:ILE:HD13	1:B:974:ILE:HG21	1.74	0.43
1:C:1458:VAL:CG1	1:C:1459:PRO:CD	2.97	0.43
1:D:364:ILE:HD12	1:D:374:ILE:HD11	2.00	0.43
1:D:440:SER:O	1:D:441:ASP:OD1	2.36	0.43
1:D:700:ILE:C	1:D:703:GLY:H	2.22	0.43
1:D:848:ALA:O	1:D:849:ILE:C	2.54	0.43
1:E:81:ILE:HD13	1:F:216:PHE:CZ	2.53	0.43
1:E:509:PRO:HB3	1:E:975:TYR:CD1	2.53	0.43
1:E:787:ARG:HH11	1:E:787:ARG:HD3	1.66	0.43
1:E:949:VAL:O	1:E:950:THR:O	2.37	0.43
1:E:978:GLU:H	1:E:978:GLU:HG2	1.19	0.43
1:E:1022:LEU:HA	1:E:1068:ARG:O	2.19	0.43
1:E:1101:GLY:O	1:E:1102:CYS:C	2.57	0.43
1:E:1310:THR:O	1:E:1313:SER:N	2.33	0.43
1:E:1315:LEU:HB3	1:E:1320:ASN:ND2	2.31	0.43
1:E:1315:LEU:HD13	1:E:1320:ASN:ND2	2.33	0.43
1:E:1387:MET:O	1:E:1387:MET:CG	2.41	0.43
1:E:1425:LYS:HD2	1:E:1447:TRP:CD2	2.54	0.43
1:F:144:PHE:HD1	1:F:144:PHE:HA	1.71	0.43
1:F:251:MET:CE	1:F:533:LEU:HD11	2.49	0.43
1:F:409:HIS:O	1:F:413:LEU:HD23	2.19	0.43
1:F:440:SER:O	1:F:441:ASP:OD1	2.36	0.43
1:F:643:ASN:HD22	1:F:665:THR:HG21	1.83	0.43
1:F:780:ARG:NH2	2:I:109:VAL:HG11	2.33	0.43
1:F:1329:TYR:HD1	1:F:1348:VAL:HG13	1.82	0.43
2:G:31:ILE:HG12	2:G:193:PHE:CD1	2.54	0.43
2:G:32:TYR:HE2	2:G:194:LYS:CA	2.30	0.43

*Continued on next page...*



*Continued from previous page...*

Atom-1	Atom-2	Interatomic distance (Å)	Clash overlap (Å)
2:G:77:LEU:CA	2:G:127:ILE:CD1	2.93	0.43
2:G:266:THR:HG23	2:G:270:LYS:NZ	2.33	0.43
2:G:351:GLU:CB	2:G:353:PHE:HB3	2.47	0.43
2:H:201:GLU:HA	2:H:204:VAL:CG1	2.49	0.43
2:H:237:LEU:C	2:H:237:LEU:HD22	2.39	0.43
2:I:137:VAL:HG13	2:I:209:ASP:CG	2.39	0.43
2:I:148:LEU:HB3	2:I:234:VAL:HG23	1.98	0.43
2:I:264:TYR:CE1	2:I:311:GLN:NE2	2.87	0.43
2:J:32:TYR:CE2	2:J:194:LYS:CA	3.02	0.43
2:J:96:ARG:NH2	2:J:199:VAL:HG21	2.31	0.43
2:J:110:ILE:HB	2:J:115:HIS:HE1	1.81	0.43
2:J:153:ILE:CG1	2:J:220:VAL:HG22	2.49	0.43
2:K:188:TYR:OH	2:K:262:LEU:HD23	2.18	0.43
2:K:266:THR:HG23	2:K:270:LYS:NZ	2.33	0.43
2:K:443:ILE:HD12	2:K:444:VAL:HG23	1.99	0.43
2:K:449:LEU:HD23	2:K:452:TRP:H	1.83	0.43
2:L:80:ALA:HB3	2:L:127:ILE:HD11	1.96	0.43
2:L:153:ILE:CG1	2:L:220:VAL:CG1	2.96	0.43
2:L:200:VAL:HA	2:L:203:ARG:HD2	1.97	0.43
2:L:201:GLU:HA	2:L:204:VAL:CG1	2.49	0.43
2:L:430:LYS:HE3	2:L:439:ALA:O	2.17	0.43
2:L:449:LEU:HD23	2:L:452:TRP:H	1.83	0.43
1:A:420:VAL:CG1	1:A:421:GLN:N	2.81	0.43
1:A:498:PHE:HD1	1:A:498:PHE:H	1.64	0.43
1:A:515:ARG:H	1:A:515:ARG:HG3	1.52	0.43
1:A:572:THR:CG2	1:A:615:ARG:HE	2.32	0.43
1:A:1161:VAL:O	1:A:1161:VAL:HG13	2.18	0.43
1:A:1465:ARG:HE	1:A:1465:ARG:HB3	1.62	0.43
1:B:208:HIS:CD2	1:B:208:HIS:C	2.92	0.43
1:B:219:TRP:N	1:B:220:PRO:CD	2.81	0.43
1:B:251:MET:CE	1:B:533:LEU:HD11	2.49	0.43
1:B:290:THR:HG22	1:B:292:PRO:CD	2.48	0.43
1:B:312:ASN:HB2	1:B:411:ALA:CB	2.46	0.43
1:B:677:GLU:OE2	1:B:681:ARG:NH1	2.52	0.43
1:B:1043:LEU:HD23	1:B:1047:MET:HE3	1.99	0.43
1:C:419:TRP:CE2	1:C:537:GLU:HB3	2.53	0.43
1:C:515:ARG:H	1:C:515:ARG:HG3	1.52	0.43
1:C:559:ARG:HD2	1:C:605:ILE:CD1	2.48	0.43
1:C:983:LEU:HD22	1:C:987:LEU:HG	2.01	0.43
1:C:1022:LEU:HA	1:C:1068:ARG:O	2.19	0.43
1:C:1026:ASN:ND2	1:C:1027:SER:N	2.66	0.43

*Continued on next page...*

*Continued from previous page...*

Atom-1	Atom-2	Interatomic distance (Å)	Clash overlap (Å)
1:C:1349:ARG:NH1	1:C:1367:TYR:O	2.52	0.43
1:C:1425:LYS:HD2	1:C:1447:TRP:CD2	2.54	0.43
1:D:293:MET:HG2	1:D:410:LEU:HD23	2.00	0.43
1:D:353:MET:HE2	1:D:353:MET:HA	2.00	0.43
1:D:622:LEU:HD13	1:D:739:PHE:HZ	1.82	0.43
1:D:739:PHE:O	1:D:740:PRO:C	2.55	0.43
1:D:783:LYS:HD3	2:H:57:VAL:HG13	0.93	0.43
1:D:957:ARG:HD2	1:D:965:LEU:CD1	2.48	0.43
1:E:246:ALA:C	1:E:248:GLU:N	2.70	0.43
1:E:316:LEU:O	1:E:319:TYR:N	2.50	0.43
1:E:1113:CYS:C	1:E:1115:VAL:N	2.71	0.43
1:E:1113:CYS:HB3	1:E:1119:VAL:CG1	2.49	0.43
1:E:1131:THR:HG22	1:E:1133:GLU:H	1.81	0.43
1:E:1354:THR:HG23	1:E:1372:THR:HB	2.01	0.43
1:E:1395:TYR:CE2	1:E:1443:ILE:CD1	3.01	0.43
1:F:120:LYS:HE2	1:F:120:LYS:HA	2.00	0.43
1:F:208:HIS:CD2	1:F:208:HIS:C	2.92	0.43
1:F:632:ILE:HG23	1:F:632:ILE:HD12	1.66	0.43
2:G:51:GLY:O	2:G:52:VAL:HG23	2.16	0.43
2:G:94:CYS:SG	2:G:450:VAL:HG22	2.59	0.43
2:G:173:VAL:CG2	2:G:174:HIS:N	2.81	0.43
2:G:178:ARG:HH12	2:G:243:TYR:HB2	1.83	0.43
2:H:60:PRO:O	2:H:455:ARG:HD3	2.18	0.43
2:H:94:CYS:SG	2:H:450:VAL:HG22	2.59	0.43
2:H:215:HIS:HD2	2:H:218:PHE:HD1	1.65	0.43
2:I:110:ILE:HD11	2:I:118:VAL:CA	2.48	0.43
2:I:175:VAL:HG13	2:I:175:VAL:O	2.18	0.43
2:J:28:PHE:HZ	2:J:285:LEU:HD21	1.84	0.43
2:J:94:CYS:SG	2:J:450:VAL:HG22	2.59	0.43
2:J:178:ARG:HH12	2:J:243:TYR:HB2	1.83	0.43
2:J:229:LEU:HD22	2:J:236:VAL:HG12	2.00	0.43
2:J:240:THR:HG23	2:J:443:ILE:HG21	2.01	0.43
2:J:264:TYR:CE1	2:J:311:GLN:NE2	2.87	0.43
2:J:297:GLY:O	2:J:327:MET:HE3	2.18	0.43
2:J:306:ARG:NH1	2:J:336:HIS:HB2	2.34	0.43
2:K:60:PRO:O	2:K:455:ARG:HD3	2.18	0.43
2:L:28:PHE:N	2:L:28:PHE:CD1	2.84	0.43
2:L:165:GLU:HB3	2:L:169:LYS:HZ2	1.82	0.43
2:L:240:THR:HG23	2:L:443:ILE:HG21	2.01	0.43
2:L:304:CYS:CA	2:L:307:THR:HG22	2.48	0.43
1:A:216:PHE:HA	1:A:217:PRO:HD3	1.73	0.43

*Continued on next page...*

*Continued from previous page...*

Atom-1	Atom-2	Interatomic distance (Å)	Clash overlap (Å)
1:A:345:MET:HE2	1:A:385:LEU:HB2	1.96	0.43
1:A:463:LEU:HD23	1:A:463:LEU:HA	1.48	0.43
1:A:575:VAL:HG13	1:A:759:LEU:CD2	2.48	0.43
1:A:896:PRO:HB2	1:C:1226:GLY:CA	2.49	0.43
1:A:1226:GLY:CA	1:E:896:PRO:HB2	2.49	0.43
1:A:1267:ARG:H	1:A:1267:ARG:HG2	1.71	0.43
1:A:1315:LEU:HD23	1:A:1315:LEU:HA	1.62	0.43
1:A:1394:VAL:CG1	1:A:1401:LEU:HD23	2.49	0.43
1:B:403:ASP:OD1	1:B:407:LYS:HG3	2.18	0.43
1:B:409:HIS:O	1:B:413:LEU:HD23	2.18	0.43
1:B:606:LEU:HA	1:B:606:LEU:HD23	1.78	0.43
1:B:643:ASN:HD22	1:B:665:THR:HG21	1.83	0.43
1:B:1105:VAL:HG23	2:G:54:PHE:CD1	2.54	0.43
1:B:1244:THR:OG1	1:B:1278:ALA:HB3	2.18	0.43
1:C:16:SER:O	1:C:20:LYS:CG	2.66	0.43
1:C:56:LYS:CG	1:C:71:LEU:HD22	2.49	0.43
1:C:143:GLN:CA	1:C:143:GLN:NE2	2.78	0.43
1:C:218:THR:CG2	1:C:221:LEU:HG	2.44	0.43
1:C:256:PHE:O	1:C:257:GLY:C	2.56	0.43
1:C:896:PRO:HB2	1:E:1226:GLY:C	2.39	0.43
1:D:409:HIS:O	1:D:413:LEU:HD23	2.18	0.43
1:D:511:ILE:HG22	1:D:512:ASP:H	1.79	0.43
1:D:552:THR:O	1:D:552:THR:HG22	2.19	0.43
1:D:677:GLU:OE2	1:D:681:ARG:NH1	2.52	0.43
1:D:764:THR:CG2	1:D:764:THR:O	2.63	0.43
1:D:1058:LEU:HD23	1:D:1058:LEU:HA	1.63	0.43
1:D:1427:LEU:O	1:D:1428:ILE:C	2.56	0.43
1:E:46:ILE:HG12	1:E:48:VAL:HG13	2.01	0.43
1:E:56:LYS:CG	1:E:71:LEU:HD22	2.49	0.43
1:E:248:GLU:CA	1:E:251:MET:HG2	2.31	0.43
1:E:303:LEU:HD11	1:E:314:LYS:HG2	2.01	0.43
1:E:358:THR:CB	1:E:360:ASP:OD1	2.65	0.43
1:E:442:MET:CE	1:E:447:LEU:N	2.81	0.43
1:E:780:ARG:NH2	2:L:54:PHE:HD1	2.17	0.43
1:E:911:ALA:O	1:E:912:SER:C	2.57	0.43
1:E:983:LEU:HD22	1:E:987:LEU:HG	2.01	0.43
1:E:990:ILE:O	1:E:990:ILE:HG13	2.19	0.43
1:F:364:ILE:HD12	1:F:374:ILE:HD11	2.00	0.43
1:F:420:VAL:HA	1:F:540:THR:HG21	2.00	0.43
1:F:511:ILE:CG2	1:F:512:ASP:N	2.74	0.43
1:F:550:LEU:HD13	1:F:555:PHE:HA	2.01	0.43

*Continued on next page...*

*Continued from previous page...*

Atom-1	Atom-2	Interatomic distance (Å)	Clash overlap (Å)
1:F:677:GLU:OE2	1:F:681:ARG:NH1	2.52	0.43
1:F:739:PHE:O	1:F:740:PRO:C	2.55	0.43
1:F:1222:LEU:N	1:F:1229:MET:HE2	2.33	0.43
1:F:1374:VAL:HG12	1:F:1375:ILE:N	2.32	0.43
1:F:1458:VAL:HA	1:F:1459:PRO:HD3	1.90	0.43
2:G:93:ILE:HG23	2:G:94:CYS:N	2.33	0.43
2:G:197:LYS:CB	2:G:273:LEU:HG	2.48	0.43
2:G:229:LEU:HD22	2:G:236:VAL:HG12	2.00	0.43
2:H:31:ILE:HG12	2:H:193:PHE:CD1	2.54	0.43
2:H:68:TRP:CH2	2:H:124:GLU:OE1	2.72	0.43
2:H:137:VAL:CG1	2:H:138:LYS:N	2.82	0.43
2:H:295:LEU:HD21	2:H:319:LEU:HD13	1.99	0.43
2:H:306:ARG:NH1	2:H:336:HIS:HB2	2.34	0.43
2:H:324:ARG:HH11	2:H:324:ARG:CB	2.32	0.43
2:H:449:LEU:HD23	2:H:452:TRP:H	1.83	0.43
2:I:29:ALA:O	2:I:193:PHE:HB2	2.19	0.43
2:I:64:ASN:CG	2:I:67:ASP:HB2	2.38	0.43
2:I:162:ALA:HB3	2:I:237:LEU:CD1	2.49	0.43
2:I:350:PRO:HD2	2:I:374:ALA:CB	2.49	0.43
2:I:430:LYS:HE3	2:I:439:ALA:O	2.18	0.43
2:J:29:ALA:O	2:J:193:PHE:HB2	2.19	0.43
2:J:137:VAL:CG1	2:J:138:LYS:N	2.82	0.43
2:J:146:LEU:N	2:J:146:LEU:CD2	2.81	0.43
2:J:181:ARG:NH2	2:J:188:TYR:CD1	2.86	0.43
2:J:201:GLU:HA	2:J:204:VAL:CG1	2.49	0.43
2:J:317:LYS:CE	2:J:345:ILE:CG1	2.95	0.43
2:K:31:ILE:HD11	2:K:194:LYS:HG2	2.00	0.43
2:K:92:GLU:HG3	2:K:203:ARG:NH1	2.34	0.43
2:K:324:ARG:HH11	2:K:324:ARG:CB	2.32	0.43
2:L:29:ALA:O	2:L:193:PHE:HB2	2.19	0.43
2:L:94:CYS:SG	2:L:450:VAL:HG22	2.59	0.43
2:L:137:VAL:HG13	2:L:209:ASP:CG	2.39	0.43
2:L:153:ILE:CG1	2:L:220:VAL:HG22	2.49	0.43
2:L:181:ARG:NH2	2:L:188:TYR:CD1	2.86	0.43
2:L:207:LEU:HD12	2:L:212:VAL:CG1	2.49	0.43
2:L:237:LEU:C	2:L:237:LEU:HD22	2.39	0.43
2:L:302:MET:CE	2:L:334:VAL:CA	2.95	0.43
2:L:388:PHE:CD2	2:L:390:VAL:CG1	2.95	0.43
1:A:56:LYS:CG	1:A:71:LEU:HD22	2.49	0.43
1:A:228:LEU:HA	1:A:228:LEU:HD12	1.29	0.43
1:A:261:GLN:HE21	1:A:264:LYS:HD2	1.83	0.43

*Continued on next page...*

*Continued from previous page...*

Atom-1	Atom-2	Interatomic distance (Å)	Clash overlap (Å)
1:A:302:ALA:CA	1:A:347:ARG:NH1	2.81	0.43
1:A:309:THR:HB	1:A:314:LYS:HE3	2.00	0.43
1:A:708:MET:HE2	1:A:708:MET:HB2	1.74	0.43
1:A:1212:ASP:OD2	1:A:1243:GLY:CA	2.67	0.43
1:A:1228:LYS:C	1:A:1229:MET:HG2	2.39	0.43
1:A:1349:ARG:NH1	1:A:1367:TYR:O	2.52	0.43
1:A:1420:TYR:OH	1:A:1466:LEU:CD2	2.66	0.43
1:B:120:LYS:HE2	1:B:120:LYS:HA	2.00	0.43
1:B:552:THR:O	1:B:552:THR:HG22	2.19	0.43
1:B:562:MET:CE	1:B:605:ILE:HD11	2.49	0.43
1:B:943:GLN:HE21	1:B:1033:SER:HA	1.83	0.43
1:B:1011:ALA:O	1:B:1014:ALA:N	2.52	0.43
1:B:1230:GLN:HB2	1:D:877:ARG:CD	2.48	0.43
1:C:329:GLY:O	1:C:330:PRO:C	2.56	0.43
1:C:551:THR:H	1:C:554:GLU:CG	2.32	0.43
1:C:572:THR:CG2	1:C:615:ARG:HE	2.32	0.43
1:C:611:MET:HE3	1:C:611:MET:HB3	1.82	0.43
1:C:636:LEU:O	1:C:638:THR:N	2.51	0.43
1:C:949:VAL:O	1:C:950:THR:O	2.37	0.43
1:C:1011:ALA:O	1:C:1014:ALA:N	2.52	0.43
1:C:1159:ASN:O	1:C:1161:VAL:N	2.51	0.43
1:C:1264:ILE:HG22	1:C:1283:GLY:O	2.19	0.43
1:C:1351:SER:OG	1:C:1369:THR:HB	2.18	0.43
1:D:165:ASN:O	1:D:166:ASP:CB	2.65	0.43
1:D:850:ARG:NH1	1:D:878:ILE:HB	2.33	0.43
1:E:120:LYS:O	1:E:123:ALA:HB3	2.18	0.43
1:E:345:MET:HE1	1:E:385:LEU:HB2	2.00	0.43
1:E:559:ARG:HD2	1:E:605:ILE:CD1	2.48	0.43
1:E:572:THR:CG2	1:E:615:ARG:HE	2.32	0.43
1:E:991:ASN:HA	1:E:992:PRO:HD2	1.84	0.43
1:E:1011:ALA:O	1:E:1014:ALA:N	2.52	0.43
1:E:1139:PHE:N	1:E:1139:PHE:CD1	2.86	0.43
1:E:1348:VAL:O	1:E:1348:VAL:CG1	2.65	0.43
1:E:1349:ARG:NH1	1:E:1367:TYR:O	2.52	0.43
1:E:1444:LEU:HD23	1:E:1444:LEU:HA	1.77	0.43
1:F:466:HIS:CE1	1:F:684:PHE:HE1	2.33	0.43
1:F:780:ARG:HH21	2:I:54:PHE:HE1	1.59	0.43
1:F:897:ASP:OD1	1:F:899:ASN:N	2.52	0.43
1:F:970:PRO:HG2	1:F:970:PRO:O	2.19	0.43
1:F:1050:SER:O	1:F:1051:GLU:O	2.36	0.43
2:G:89:ASN:HD22	2:G:89:ASN:N	2.17	0.43

*Continued on next page...*

*Continued from previous page...*

Atom-1	Atom-2	Interatomic distance (Å)	Clash overlap (Å)
2:G:188:TYR:OH	2:G:262:LEU:HD23	2.18	0.43
2:G:207:LEU:HD12	2:G:212:VAL:CG1	2.49	0.43
2:G:215:HIS:CD2	2:G:218:PHE:HD1	2.35	0.43
2:G:281:GLU:HG3	2:G:281:GLU:O	2.17	0.43
2:G:317:LYS:CE	2:G:345:ILE:CG1	2.95	0.43
2:G:324:ARG:HH11	2:G:324:ARG:CB	2.32	0.43
2:H:50:CYS:SG	2:H:109:VAL:HG21	2.58	0.43
2:H:80:ALA:HB3	2:H:127:ILE:HD11	1.96	0.43
2:H:181:ARG:NH2	2:H:188:TYR:CD1	2.86	0.43
2:H:423:LEU:CD2	2:H:423:LEU:N	2.80	0.43
2:I:50:CYS:SG	2:I:109:VAL:HG21	2.58	0.43
2:I:178:ARG:HH12	2:I:243:TYR:HB2	1.83	0.43
2:I:371:VAL:CG2	2:I:386:SER:CB	2.94	0.43
2:I:462:GLU:O	2:I:465:HIS:HB3	2.18	0.43
2:J:50:CYS:SG	2:J:109:VAL:HG21	2.58	0.43
2:J:92:GLU:HG3	2:J:203:ARG:NH1	2.34	0.43
2:K:132:TRP:CG	2:K:202:ARG:HD2	2.52	0.43
2:K:201:GLU:HA	2:K:204:VAL:CG1	2.49	0.43
2:K:290:LYS:HD3	2:K:393:ASP:CG	2.38	0.43
2:L:54:PHE:HB2	2:L:107:ASN:O	2.18	0.43
2:L:163:ALA:HB3	2:L:207:LEU:HD21	2.00	0.43
1:A:303:LEU:HD11	1:A:314:LYS:HG2	2.01	0.43
1:A:442:MET:HE1	1:A:447:LEU:CA	2.48	0.43
1:A:454:PHE:CD1	1:A:454:PHE:N	2.81	0.43
1:A:485:ILE:HD13	1:A:485:ILE:HG21	1.72	0.43
1:A:562:MET:HE1	1:A:605:ILE:HD11	2.01	0.43
1:A:784:SER:HB3	1:A:785:GLY:H	1.66	0.43
1:A:896:PRO:HB2	1:C:1226:GLY:C	2.39	0.43
1:A:911:ALA:O	1:A:912:SER:C	2.57	0.43
1:A:979:ASP:O	1:A:980:LEU:C	2.55	0.43
1:A:1011:ALA:O	1:A:1014:ALA:N	2.52	0.43
1:A:1276:LEU:HD12	1:A:1276:LEU:C	2.36	0.43
1:A:1360:CYS:O	1:A:1361:GLY:O	2.35	0.43
1:A:1425:LYS:CD	1:A:1447:TRP:CD1	3.02	0.43
1:B:30:HIS:CD2	1:B:31:ARG:N	2.86	0.43
1:B:783:LYS:HD3	2:G:57:VAL:HG13	0.93	0.43
1:B:824:GLN:O	1:B:827:ASP:CB	2.58	0.43
1:B:986:ASP:O	1:B:987:LEU:C	2.56	0.43
1:B:1062:ARG:HH11	1:B:1062:ARG:HD3	1.40	0.43
1:B:1085:LEU:HD23	1:B:1085:LEU:HA	1.65	0.43
1:C:545:LEU:HD23	1:C:545:LEU:HA	1.19	0.43

*Continued on next page...*

*Continued from previous page...*

Atom-1	Atom-2	Interatomic distance (Å)	Clash overlap (Å)
1:C:746:ILE:CG2	1:C:747:SER:N	2.76	0.43
1:C:944:LEU:HA	1:C:944:LEU:HD12	1.72	0.43
1:C:1108:CYS:SG	6:C:2476:F3S:S4	2.94	0.43
1:C:1139:PHE:N	1:C:1139:PHE:HD1	2.15	0.43
1:C:1212:ASP:OD2	1:C:1243:GLY:CA	2.67	0.43
1:C:1425:LYS:CD	1:C:1447:TRP:CD1	3.02	0.43
1:D:390:MET:HG3	1:D:406:LEU:CD2	2.48	0.43
1:D:458:MET:O	1:D:461:MET:N	2.50	0.43
1:D:754:ILE:HG22	1:D:755:GLN:N	2.34	0.43
1:E:191:PHE:O	1:E:191:PHE:CD1	2.72	0.43
1:E:250:ARG:HH21	1:E:639:PHE:HE1	1.63	0.43
1:E:417:ASP:O	1:E:418:LYS:C	2.52	0.43
1:E:551:THR:H	1:E:554:GLU:CG	2.32	0.43
1:E:636:LEU:O	1:E:638:THR:N	2.51	0.43
1:E:819:LYS:HA	1:E:819:LYS:HD3	1.73	0.43
1:E:842:GLU:OE1	1:E:1156:ARG:NH1	2.52	0.43
1:E:1158:LEU:HD12	1:E:1158:LEU:HA	1.61	0.43
1:E:1173:ARG:HH22	1:E:1178:LEU:HD23	1.83	0.43
1:E:1264:ILE:HG22	1:E:1283:GLY:O	2.19	0.43
1:E:1468:VAL:O	1:E:1468:VAL:HG12	2.15	0.43
1:F:30:HIS:HD2	1:F:31:ARG:H	1.65	0.43
1:F:552:THR:O	1:F:552:THR:HG22	2.19	0.43
1:F:574:PRO:HG2	1:F:574:PRO:O	2.19	0.43
1:F:890:ASP:HA	1:F:891:PRO:HD3	1.65	0.43
2:G:29:ALA:O	2:G:193:PHE:HB2	2.19	0.43
2:G:109:VAL:HG22	2:G:109:VAL:H	1.50	0.43
2:G:241:GLY:O	2:G:443:ILE:HG22	2.19	0.43
2:H:71:LEU:HD22	2:H:74:GLU:HG3	2.01	0.43
2:H:197:LYS:CB	2:H:273:LEU:HG	2.48	0.43
2:H:264:TYR:CE1	2:H:311:GLN:NE2	2.87	0.43
2:I:137:VAL:CG1	2:I:138:LYS:N	2.82	0.43
2:I:146:LEU:N	2:I:146:LEU:CD2	2.81	0.43
2:I:306:ARG:NH1	2:I:336:HIS:HB2	2.34	0.43
2:I:449:LEU:HD22	2:I:452:TRP:CE2	2.53	0.43
2:J:69:LEU:HA	2:J:72:THR:HG22	2.00	0.43
2:J:237:LEU:HD22	2:J:237:LEU:C	2.39	0.43
2:J:322:ARG:CD	2:J:349:ALA:CB	2.94	0.43
2:K:50:CYS:SG	2:K:109:VAL:HG21	2.58	0.43
2:K:68:TRP:CH2	2:K:124:GLU:OE1	2.72	0.43
2:K:162:ALA:HB3	2:K:237:LEU:CD1	2.49	0.43
2:K:240:THR:OG1	8:K:484:FAD:N7A	2.50	0.43

*Continued on next page...*

*Continued from previous page...*

Atom-1	Atom-2	Interatomic distance (Å)	Clash overlap (Å)
2:L:32:TYR:CE2	2:L:194:LYS:CA	3.02	0.43
2:L:93:ILE:HG23	2:L:94:CYS:N	2.33	0.43
2:L:281:GLU:HG3	2:L:281:GLU:O	2.17	0.43
2:L:324:ARG:HH11	2:L:324:ARG:CB	2.32	0.43
1:A:78:LEU:HB3	1:A:79:PRO:HD2	2.00	0.43
1:A:831:LEU:HD13	1:A:1084:MET:HE3	2.00	0.43
1:A:842:GLU:OE1	1:A:1156:ARG:NH1	2.52	0.43
1:A:903:TRP:CD1	1:A:903:TRP:N	2.86	0.43
1:A:1349:ARG:HG2	1:A:1349:ARG:NH1	2.31	0.43
1:B:555:PHE:CD1	1:B:556:ARG:N	2.77	0.43
1:B:1366:GLU:OE2	1:B:1367:TYR:CE2	2.71	0.43
1:B:1424:LEU:HD23	1:B:1424:LEU:C	2.39	0.43
1:C:244:MET:HE3	1:C:244:MET:HB2	1.56	0.43
1:C:491:LYS:HZ1	1:C:785:GLY:HA3	1.84	0.43
1:C:828:LEU:HD22	1:C:1172:SER:CB	2.38	0.43
1:C:1141:PHE:O	1:C:1142:LEU:C	2.55	0.43
1:C:1156:ARG:O	1:C:1157:SER:HB3	2.18	0.43
1:C:1276:LEU:HD12	1:C:1276:LEU:C	2.36	0.43
1:D:402:ARG:HH11	1:D:402:ARG:HD3	1.69	0.43
1:D:562:MET:CE	1:D:605:ILE:HD11	2.49	0.43
1:D:702:ASP:O	1:D:703:GLY:C	2.55	0.43
1:D:743:VAL:HG11	1:D:745:ARG:HG3	2.00	0.43
1:D:978:GLU:H	1:D:978:GLU:HG2	1.21	0.43
1:D:1317:THR:HG22	1:D:1318:ASN:CA	2.46	0.43
1:D:1336:LEU:HD23	1:D:1355:VAL:CG1	2.48	0.43
1:E:97:ILE:HA	1:E:151:ILE:HD13	2.01	0.43
1:E:214:ASN:O	1:E:1015:LYS:CE	2.53	0.43
1:E:420:VAL:CG1	1:E:421:GLN:N	2.81	0.43
1:E:560:ASP:C	1:E:562:MET:N	2.70	0.43
1:E:770:VAL:O	1:E:770:VAL:HG12	2.19	0.43
1:F:81:ILE:O	1:F:81:ILE:CG2	2.67	0.43
1:F:244:MET:O	1:F:245:LYS:C	2.57	0.43
1:F:342:VAL:HG11	1:F:390:MET:HE2	2.01	0.43
1:F:390:MET:HG3	1:F:406:LEU:CD2	2.48	0.43
1:F:533:LEU:HD23	1:F:533:LEU:HA	1.43	0.43
1:F:843:VAL:HG11	1:F:1147:ARG:HB3	2.00	0.43
1:F:913:GLY:CA	1:F:1349:ARG:CD	2.94	0.43
1:F:963:VAL:CG1	1:F:964:MET:H	2.25	0.43
1:F:964:MET:O	1:F:965:LEU:HD23	2.18	0.43
1:F:1155:PHE:CZ	1:F:1167:LEU:HD21	2.54	0.43
2:G:32:TYR:CE2	2:G:194:LYS:CA	3.02	0.43

*Continued on next page...*



*Continued from previous page...*

Atom-1	Atom-2	Interatomic distance (Å)	Clash overlap (Å)
2:G:166:LEU:HD22	2:G:169:LYS:HE2	1.99	0.43
2:G:240:THR:HG23	2:G:443:ILE:HG21	2.01	0.43
2:G:350:PRO:HD2	2:G:374:ALA:CB	2.49	0.43
2:G:430:LYS:CE	2:G:456:ASP:HB3	2.43	0.43
2:G:469:LYS:HZ3	2:G:476:VAL:CA	2.27	0.43
2:H:32:TYR:HB3	2:H:34:ARG:HG2	2.01	0.43
2:H:93:ILE:HD11	2:H:195:LEU:CD2	2.30	0.43
2:H:350:PRO:HD2	2:H:374:ALA:CB	2.49	0.43
2:H:415:LEU:CD2	2:H:416:LYS:N	2.82	0.43
2:I:109:VAL:HG22	2:I:109:VAL:H	1.50	0.43
2:I:132:TRP:CG	2:I:202:ARG:HD2	2.52	0.43
2:I:201:GLU:HA	2:I:204:VAL:CG1	2.49	0.43
2:I:324:ARG:HH11	2:I:324:ARG:CB	2.32	0.43
2:J:181:ARG:C	2:J:182:MET:HE3	2.38	0.43
2:J:324:ARG:HH11	2:J:324:ARG:CB	2.32	0.43
2:K:32:TYR:HB3	2:K:34:ARG:HG2	2.01	0.43
2:K:71:LEU:HD22	2:K:74:GLU:HG3	2.01	0.43
2:K:207:LEU:HD12	2:K:212:VAL:CG1	2.49	0.43
2:K:241:GLY:O	2:K:443:ILE:HG22	2.19	0.43
2:K:306:ARG:NH1	2:K:336:HIS:HB2	2.34	0.43
2:K:317:LYS:CE	2:K:345:ILE:CD1	2.94	0.43
2:K:447:ALA:HB1	2:K:452:TRP:CD2	2.50	0.43
2:L:31:ILE:HG12	2:L:193:PHE:CD1	2.54	0.43
2:L:64:ASN:CG	2:L:67:ASP:HB2	2.39	0.43
2:L:69:LEU:HA	2:L:72:THR:HG22	2.00	0.43
2:L:264:TYR:CE1	2:L:311:GLN:NE2	2.87	0.43
2:L:306:ARG:HD3	2:L:336:HIS:CB	2.45	0.43
2:L:405:ASP:OD1	2:L:407:PRO:HD2	2.18	0.43
2:L:406:LEU:CD2	2:L:406:LEU:N	2.82	0.43
1:A:509:PRO:HB3	1:A:975:TYR:CD1	2.53	0.42
1:A:510:PRO:CD	1:A:970:PRO:HB3	2.37	0.42
1:A:602:THR:C	1:A:640:THR:HG22	2.38	0.42
1:A:802:VAL:HG22	1:A:802:VAL:H	1.50	0.42
1:A:1139:PHE:N	1:A:1139:PHE:HD1	2.15	0.42
1:B:165:ASN:O	1:B:166:ASP:CB	2.65	0.42
1:B:206:ILE:HG21	1:B:206:ILE:HD13	1.76	0.42
1:B:228:LEU:HA	1:B:228:LEU:HD12	1.88	0.42
1:B:558:MET:C	1:B:560:ASP:H	2.23	0.42
1:B:574:PRO:HG2	1:B:574:PRO:O	2.19	0.42
1:B:609:GLU:C	1:B:611:MET:H	2.22	0.42
1:B:612:GLY:O	1:B:762:HIS:HE1	1.99	0.42

*Continued on next page...*

*Continued from previous page...*

Atom-1	Atom-2	Interatomic distance (Å)	Clash overlap (Å)
1:B:763:ALA:C	1:B:765:ALA:N	2.72	0.42
1:B:885:GLY:O	1:B:887:GLY:N	2.52	0.42
1:B:1032:ALA:O	1:B:1033:SER:HB2	2.19	0.42
1:B:1050:SER:O	1:B:1051:GLU:O	2.36	0.42
1:C:46:ILE:HG12	1:C:48:VAL:HG13	2.01	0.42
1:C:121:ALA:C	1:C:123:ALA:N	2.73	0.42
1:C:1159:ASN:C	1:C:1161:VAL:H	2.23	0.42
1:C:1228:LYS:C	1:C:1229:MET:HG2	2.39	0.42
1:C:1394:VAL:CG1	1:C:1401:LEU:HD23	2.49	0.42
1:C:1468:VAL:HG12	1:C:1469:PRO:O	2.19	0.42
1:D:81:ILE:O	1:D:81:ILE:CG2	2.67	0.42
1:D:216:PHE:HA	1:D:217:PRO:HD3	1.76	0.42
1:D:244:MET:O	1:D:245:LYS:C	2.57	0.42
1:D:251:MET:CE	1:D:533:LEU:HD11	2.49	0.42
1:D:511:ILE:HG21	1:D:511:ILE:HD13	1.76	0.42
1:D:550:LEU:HD13	1:D:555:PHE:HA	2.01	0.42
1:D:777:GLY:C	2:H:52:VAL:HG11	2.39	0.42
1:D:897:ASP:OD1	1:D:899:ASN:N	2.52	0.42
1:D:1132:PRO:O	1:D:1133:GLU:C	2.56	0.42
1:E:438:GLU:OE1	1:E:553:ALA:HB2	2.18	0.42
1:E:591:GLN:O	1:E:594:GLU:N	2.52	0.42
1:E:869:GLY:O	1:E:870:THR:C	2.54	0.42
1:E:903:TRP:N	1:E:903:TRP:CD1	2.86	0.42
1:E:985:TYR:CD1	1:E:1207:VAL:HG11	2.54	0.42
1:E:1026:ASN:ND2	1:E:1027:SER:N	2.66	0.42
1:E:1109:HIS:ND1	1:E:1109:HIS:N	2.45	0.42
1:E:1339:ALA:HB2	1:E:1435:THR:OG1	2.19	0.42
1:E:1468:VAL:HG12	1:E:1469:PRO:O	2.19	0.42
1:F:547:SER:C	1:F:549:VAL:H	2.21	0.42
1:F:666:VAL:HG13	1:F:667:ASN:N	2.34	0.42
1:F:700:ILE:C	1:F:703:GLY:H	2.22	0.42
1:F:1032:ALA:O	1:F:1033:SER:HB2	2.19	0.42
2:G:200:VAL:HA	2:G:203:ARG:HD2	1.97	0.42
2:H:29:ALA:O	2:H:193:PHE:HB2	2.19	0.42
2:H:71:LEU:CD1	2:H:80:ALA:N	2.81	0.42
2:H:153:ILE:CG1	2:H:220:VAL:HG22	2.49	0.42
2:H:195:LEU:HD12	2:H:196:GLU:O	2.19	0.42
2:H:306:ARG:HD3	2:H:336:HIS:CB	2.45	0.42
2:I:32:TYR:CE2	2:I:194:LYS:CA	3.02	0.42
2:I:59:CYS:SG	2:I:61:VAL:CG1	3.05	0.42
2:I:68:TRP:CH2	2:I:124:GLU:OE1	2.72	0.42

*Continued on next page...*

*Continued from previous page...*

Atom-1	Atom-2	Interatomic distance (Å)	Clash overlap (Å)
2:I:415:LEU:CD2	2:I:416:LYS:N	2.82	0.42
2:I:454:ILE:CD1	2:I:458:ARG:HG2	2.48	0.42
2:I:469:LYS:HZ2	2:I:476:VAL:HB	1.82	0.42
2:J:32:TYR:HB3	2:J:34:ARG:HG2	2.01	0.42
2:J:367:ILE:O	2:J:390:VAL:HG23	2.20	0.42
2:K:29:ALA:O	2:K:193:PHE:HB2	2.19	0.42
2:K:32:TYR:CE2	2:K:194:LYS:CA	3.02	0.42
2:K:94:CYS:SG	2:K:450:VAL:HG22	2.59	0.42
2:K:292:VAL:HG21	2:K:394:LEU:HD13	1.97	0.42
2:K:322:ARG:CD	2:K:349:ALA:CA	2.98	0.42
2:K:350:PRO:HD2	2:K:374:ALA:CB	2.49	0.42
2:L:89:ASN:HD22	2:L:89:ASN:N	2.17	0.42
2:L:195:LEU:HD12	2:L:196:GLU:O	2.19	0.42
2:L:295:LEU:HD21	2:L:319:LEU:HD13	1.99	0.42
1:A:246:ALA:C	1:A:248:GLU:N	2.70	0.42
1:A:295:LYS:CE	1:A:299:VAL:CG1	2.89	0.42
1:A:629:THR:O	1:A:631:LEU:N	2.53	0.42
1:A:956:LEU:HA	1:A:956:LEU:HD23	1.70	0.42
1:A:1245:ARG:O	1:A:1246:LEU:C	2.55	0.42
1:B:501:GLN:OE1	1:B:710:LYS:NZ	2.43	0.42
1:B:777:GLY:C	2:G:52:VAL:HG11	2.39	0.42
1:B:1124:LEU:HD12	1:B:1124:LEU:HA	1.30	0.42
1:C:330:PRO:HB3	1:C:350:LEU:HB3	2.01	0.42
1:C:452:GLN:CG	1:C:764:THR:HG22	2.48	0.42
1:C:605:ILE:HA	1:C:643:ASN:O	2.20	0.42
1:C:666:VAL:HG12	1:C:667:ASN:N	2.34	0.42
1:C:819:LYS:HD3	1:C:819:LYS:HA	1.73	0.42
1:C:990:ILE:O	1:C:990:ILE:HG13	2.19	0.42
1:C:1354:THR:HG23	1:C:1372:THR:HB	2.01	0.42
1:C:1420:TYR:OH	1:C:1466:LEU:CD2	2.66	0.42
1:C:1458:VAL:HA	1:C:1459:PRO:HD3	1.66	0.42
1:D:12:LYS:HA	1:D:13:PRO:HD3	1.75	0.42
1:D:442:MET:HB2	1:D:673:GLU:HG2	2.01	0.42
1:D:843:VAL:HG11	1:D:1147:ARG:HB3	2.00	0.42
1:D:1244:THR:OG1	1:D:1278:ALA:HB3	2.18	0.42
1:D:1375:ILE:O	1:D:1377:GLY:N	2.52	0.42
1:E:59:VAL:HG22	1:E:105:TYR:CD2	2.25	0.42
1:E:125:ARG:HG3	1:E:219:TRP:CZ2	2.53	0.42
1:E:194:ASP:HB3	1:E:200:PHE:CE1	2.54	0.42
1:E:485:ILE:HD13	1:E:485:ILE:HG21	1.72	0.42
1:E:917:VAL:CG1	1:E:922:LEU:HD21	2.50	0.42

*Continued on next page...*

*Continued from previous page...*

Atom-1	Atom-2	Interatomic distance (Å)	Clash overlap (Å)
1:E:992:PRO:HA	1:E:1204:ARG:HH22	1.84	0.42
1:F:485:ILE:HG21	1:F:485:ILE:HD13	1.68	0.42
1:F:756:LYS:O	1:F:757:LYS:C	2.58	0.42
1:F:1105:VAL:HG23	2:I:54:PHE:CD1	2.54	0.42
1:F:1417:VAL:CG1	1:F:1419:HIS:H	2.28	0.42
1:F:1467:GLU:O	1:F:1469:PRO:HD3	2.18	0.42
2:G:153:ILE:CG1	2:G:220:VAL:HG22	2.49	0.42
2:G:201:GLU:HA	2:G:204:VAL:CG1	2.49	0.42
2:H:207:LEU:HD12	2:H:212:VAL:CG1	2.49	0.42
2:H:229:LEU:HD22	2:H:236:VAL:HG12	2.00	0.42
2:H:358:VAL:CG2	2:H:365:VAL:CG1	2.94	0.42
2:H:406:LEU:CD2	2:H:406:LEU:N	2.82	0.42
2:H:449:LEU:HD22	2:H:452:TRP:CE2	2.53	0.42
2:I:71:LEU:HD22	2:I:74:GLU:HG3	2.01	0.42
2:J:317:LYS:HE3	2:J:345:ILE:HG13	2.00	0.42
2:K:64:ASN:C	2:K:66:PRO:HD2	2.40	0.42
2:K:110:ILE:HD11	2:K:118:VAL:CA	2.48	0.42
2:K:229:LEU:HD22	2:K:236:VAL:HG12	2.00	0.42
2:K:264:TYR:CE1	2:K:311:GLN:NE2	2.87	0.42
2:K:367:ILE:O	2:K:390:VAL:HG23	2.19	0.42
2:K:406:LEU:CD2	2:K:406:LEU:N	2.82	0.42
2:K:415:LEU:CD2	2:K:416:LYS:N	2.82	0.42
2:L:50:CYS:SG	2:L:109:VAL:HG21	2.58	0.42
2:L:109:VAL:HG22	2:L:109:VAL:H	1.50	0.42
2:L:137:VAL:CG1	2:L:138:LYS:N	2.82	0.42
2:L:151:GLY:O	2:L:236:VAL:HA	2.20	0.42
2:L:264:TYR:CE2	2:L:307:THR:CG2	2.94	0.42
2:L:447:ALA:HB1	2:L:452:TRP:CD2	2.50	0.42
1:A:317:ILE:C	1:A:321:ASN:HD22	2.18	0.42
1:A:454:PHE:CD2	1:A:648:GLU:CB	3.00	0.42
1:A:522:LEU:HA	1:A:716:ILE:HG22	2.01	0.42
1:A:551:THR:H	1:A:554:GLU:CG	2.32	0.42
1:A:1047:MET:O	1:A:1048:GLY:C	2.56	0.42
1:A:1458:VAL:CG1	1:A:1459:PRO:CD	2.97	0.42
1:B:62:ILE:O	1:B:62:ILE:CG2	2.68	0.42
1:B:248:GLU:C	1:B:250:ARG:N	2.73	0.42
1:B:307:GLN:HE21	1:B:1403:LEU:CD2	2.32	0.42
1:B:485:ILE:HG21	1:B:485:ILE:HD13	1.68	0.42
1:B:560:ASP:O	1:B:561:TYR:C	2.58	0.42
1:B:637:ARG:HH11	1:B:637:ARG:HD3	1.69	0.42
1:B:743:VAL:HG11	1:B:745:ARG:HG3	2.00	0.42

*Continued on next page...*

*Continued from previous page...*

Atom-1	Atom-2	Interatomic distance (Å)	Clash overlap (Å)
1:B:754:ILE:HG22	1:B:755:GLN:N	2.34	0.42
1:B:770:VAL:O	1:B:770:VAL:CG1	2.67	0.42
1:B:868:HIS:HB3	1:B:869:GLY:H	1.57	0.42
1:C:280:VAL:O	1:C:281:PHE:C	2.58	0.42
1:C:400:LEU:HD12	1:C:400:LEU:HA	1.76	0.42
1:C:447:LEU:CD1	1:C:451:GLN:CG	2.96	0.42
1:C:731:SER:O	1:C:734:LEU:HB3	2.18	0.42
1:C:842:GLU:OE1	1:C:1156:ARG:NH1	2.52	0.42
1:C:896:PRO:HB3	1:E:1226:GLY:C	2.36	0.42
1:C:985:TYR:CD1	1:C:1207:VAL:HG11	2.54	0.42
1:C:1113:CYS:HB3	1:C:1119:VAL:CG1	2.49	0.42
1:D:116:ILE:HD11	1:D:191:PHE:HB2	2.01	0.42
1:D:505:GLN:HE22	1:D:1001:VAL:N	2.17	0.42
1:D:509:PRO:HA	1:D:510:PRO:HD3	1.77	0.42
1:D:574:PRO:HG2	1:D:574:PRO:O	2.19	0.42
1:D:1184:ASN:C	1:D:1186:ARG:N	2.71	0.42
1:D:1281:VAL:HA	1:D:1301:SER:O	2.20	0.42
1:D:1435:THR:HG23	1:D:1437:SER:N	2.34	0.42
1:E:30:HIS:N	1:E:30:HIS:CD2	2.85	0.42
1:E:636:LEU:HD12	1:E:636:LEU:HA	1.61	0.42
1:E:1349:ARG:HG2	1:E:1349:ARG:NH1	2.31	0.42
1:E:1447:TRP:NE1	1:E:1451:VAL:HG21	2.35	0.42
1:E:1458:VAL:CG1	1:E:1459:PRO:CD	2.97	0.42
1:F:51:PRO:HD2	1:F:55:PHE:HD2	1.84	0.42
1:F:307:GLN:HE21	1:F:1403:LEU:CD2	2.32	0.42
1:F:325:GLU:HA	1:F:326:PRO:HD3	1.92	0.42
1:F:1250:VAL:HG13	1:F:1259:LEU:HD12	2.01	0.42
1:F:1281:VAL:HA	1:F:1301:SER:O	2.20	0.42
1:F:1366:GLU:OE2	1:F:1367:TYR:CE2	2.71	0.42
2:G:32:TYR:HB3	2:G:34:ARG:HG2	2.01	0.42
2:G:64:ASN:C	2:G:66:PRO:HD2	2.40	0.42
2:G:68:TRP:CH2	2:G:124:GLU:OE1	2.72	0.42
2:G:137:VAL:HG13	2:G:209:ASP:CG	2.39	0.42
2:G:151:GLY:O	2:G:236:VAL:HA	2.19	0.42
2:G:302:MET:CE	2:G:334:VAL:CA	2.95	0.42
2:G:322:ARG:CD	2:G:349:ALA:CA	2.98	0.42
2:H:132:TRP:CG	2:H:202:ARG:HD2	2.52	0.42
2:H:137:VAL:HG13	2:H:209:ASP:CG	2.39	0.42
2:H:255:LEU:HD22	2:H:255:LEU:HA	1.92	0.42
2:H:367:ILE:O	2:H:390:VAL:HG23	2.20	0.42
2:H:465:HIS:NE2	2:H:469:LYS:CE	2.83	0.42

*Continued on next page...*

*Continued from previous page...*

Atom-1	Atom-2	Interatomic distance (Å)	Clash overlap (Å)
2:I:31:ILE:HG12	2:I:193:PHE:CD1	2.54	0.42
2:I:195:LEU:HD12	2:I:196:GLU:O	2.19	0.42
2:I:277:VAL:CG1	2:I:278:GLU:N	2.81	0.42
2:I:322:ARG:CD	2:I:349:ALA:CB	2.94	0.42
2:I:406:LEU:CD2	2:I:406:LEU:N	2.82	0.42
2:I:449:LEU:HD12	8:I:484:FAD:O2	2.20	0.42
2:J:60:PRO:O	2:J:455:ARG:HD3	2.18	0.42
2:J:331:GLN:HA	2:J:334:VAL:HG21	1.98	0.42
2:J:415:LEU:CD2	2:J:416:LYS:N	2.82	0.42
2:J:465:HIS:NE2	2:J:469:LYS:CE	2.83	0.42
2:K:89:ASN:HD22	2:K:89:ASN:N	2.17	0.42
2:K:264:TYR:CE2	2:K:307:THR:CG2	2.94	0.42
2:K:281:GLU:HG3	2:K:281:GLU:O	2.17	0.42
2:L:71:LEU:CD1	2:L:80:ALA:N	2.81	0.42
2:L:162:ALA:HB3	2:L:237:LEU:CD1	2.49	0.42
2:L:178:ARG:HH12	2:L:243:TYR:HB2	1.83	0.42
2:L:367:ILE:HD12	2:L:369:LEU:HD11	1.93	0.42
2:L:387:GLU:CG	2:L:388:PHE:N	2.82	0.42
1:A:133:VAL:HG12	1:A:134:GLY:N	2.34	0.42
1:A:358:THR:CB	1:A:360:ASP:OD1	2.65	0.42
1:A:468:MET:O	1:A:472:GLY:N	2.51	0.42
1:A:591:GLN:O	1:A:594:GLU:N	2.52	0.42
1:A:780:ARG:NH2	2:J:54:PHE:HD1	2.16	0.42
1:A:869:GLY:O	1:A:870:THR:C	2.54	0.42
1:A:983:LEU:HD22	1:A:987:LEU:HG	2.01	0.42
1:A:1159:ASN:C	1:A:1161:VAL:H	2.23	0.42
1:A:1393:TYR:C	1:A:1394:VAL:HG23	2.34	0.42
1:B:442:MET:HB2	1:B:673:GLU:HG2	2.00	0.42
1:B:540:THR:O	1:B:542:LEU:HG	2.20	0.42
1:B:559:ARG:O	1:B:559:ARG:HG3	2.17	0.42
1:B:559:ARG:O	1:B:559:ARG:NE	2.46	0.42
1:B:647:ALA:HB2	1:B:669:TYR:OH	2.19	0.42
1:B:695:ASN:O	1:B:696:TYR:C	2.57	0.42
1:B:1131:THR:O	1:B:1132:PRO:C	2.58	0.42
1:B:1155:PHE:CZ	1:B:1167:LEU:HD21	2.54	0.42
1:B:1282:GLN:HA	1:B:1302:GLY:O	2.20	0.42
1:B:1375:ILE:O	1:B:1377:GLY:N	2.52	0.42
1:C:352:PRO:HB2	1:C:367:SER:O	2.20	0.42
1:D:242:ASN:C	1:D:244:MET:N	2.72	0.42
1:D:792:GLY:O	1:D:793:GLY:C	2.51	0.42
1:D:802:VAL:CG2	1:D:1137:ASN:HB2	2.46	0.42

*Continued on next page...*

*Continued from previous page...*

Atom-1	Atom-2	Interatomic distance (Å)	Clash overlap (Å)
1:D:1315:LEU:HA	1:D:1315:LEU:HD23	1.69	0.42
1:D:1471:HIS:O	1:D:1472:LEU:CB	2.58	0.42
1:E:111:PRO:C	1:E:112:ILE:HG23	2.40	0.42
1:E:391:ILE:O	1:E:391:ILE:CG2	2.63	0.42
1:E:522:LEU:HA	1:E:716:ILE:HG22	2.01	0.42
1:E:666:VAL:HG12	1:E:667:ASN:N	2.34	0.42
1:E:839:PRO:HG2	1:E:842:GLU:HB2	2.00	0.42
1:E:1045:TRP:O	1:E:1046:GLU:C	2.54	0.42
1:F:56:LYS:CG	1:F:71:LEU:HD22	2.48	0.42
1:F:116:ILE:HD11	1:F:191:PHE:HB2	2.01	0.42
1:F:198:GLU:H	1:F:198:GLU:HG3	1.71	0.42
1:F:562:MET:CE	1:F:605:ILE:HD11	2.49	0.42
1:F:609:GLU:C	1:F:611:MET:H	2.22	0.42
1:F:763:ALA:C	1:F:765:ALA:N	2.72	0.42
1:F:885:GLY:O	1:F:887:GLY:N	2.52	0.42
1:F:1097:LEU:HA	1:F:1097:LEU:HD23	1.69	0.42
2:G:264:TYR:CE1	2:G:311:GLN:NE2	2.87	0.42
2:G:276:THR:HG22	2:G:277:VAL:N	2.31	0.42
2:H:181:ARG:CD	2:H:187:VAL:CG1	2.94	0.42
2:H:240:THR:HG23	2:H:443:ILE:HG21	2.01	0.42
2:H:252:GLY:HA3	2:H:258:ILE:HG21	2.02	0.42
2:H:322:ARG:CD	2:H:349:ALA:CA	2.98	0.42
2:I:71:LEU:CD1	2:I:80:ALA:N	2.81	0.42
2:I:90:PHE:HZ	2:I:160:LEU:CB	2.33	0.42
2:I:151:GLY:O	2:I:236:VAL:HA	2.20	0.42
2:I:207:LEU:HD12	2:I:212:VAL:CG1	2.49	0.42
2:I:465:HIS:NE2	2:I:469:LYS:CE	2.83	0.42
2:J:350:PRO:HD2	2:J:374:ALA:CB	2.49	0.42
2:K:269:ASN:HD22	2:K:273:LEU:HD23	1.85	0.42
2:K:378:GLN:O	2:K:378:GLN:HG2	2.20	0.42
2:K:430:LYS:HE3	2:K:430:LYS:HB2	1.80	0.42
2:K:449:LEU:CD2	2:K:451:VAL:HG13	2.27	0.42
2:L:32:TYR:HB3	2:L:34:ARG:HG2	2.01	0.42
2:L:229:LEU:HD22	2:L:236:VAL:HG12	2.00	0.42
2:L:241:GLY:O	2:L:443:ILE:HG22	2.19	0.42
2:L:322:ARG:CD	2:L:349:ALA:CA	2.98	0.42
2:L:378:GLN:O	2:L:378:GLN:HG2	2.20	0.42
2:L:465:HIS:NE2	2:L:469:LYS:CE	2.83	0.42
1:A:46:ILE:HG12	1:A:48:VAL:HG13	2.01	0.42
1:A:194:ASP:HB3	1:A:200:PHE:CE1	2.54	0.42
1:A:452:GLN:CG	1:A:764:THR:HG22	2.48	0.42

*Continued on next page...*

*Continued from previous page...*

Atom-1	Atom-2	Interatomic distance (Å)	Clash overlap (Å)
1:A:456:LEU:HA	1:A:456:LEU:HD23	1.65	0.42
1:A:928:LEU:HA	1:A:928:LEU:HD23	1.73	0.42
1:A:1026:ASN:ND2	1:A:1027:SER:N	2.66	0.42
1:A:1339:ALA:HB2	1:A:1435:THR:OG1	2.19	0.42
1:B:117:ILE:HD13	1:B:117:ILE:HG23	1.35	0.42
1:B:253:HIS:CE1	1:B:254:PRO:CG	3.03	0.42
1:B:885:GLY:C	1:B:887:GLY:N	2.68	0.42
1:B:1222:LEU:HD12	1:B:1222:LEU:O	2.20	0.42
1:B:1435:THR:HG23	1:B:1437:SER:N	2.34	0.42
1:C:216:PHE:CE1	1:D:81:ILE:HD13	2.54	0.42
1:C:248:GLU:O	1:C:249:THR:C	2.56	0.42
1:C:420:VAL:CG1	1:C:421:GLN:N	2.81	0.42
1:C:454:PHE:CD2	1:C:648:GLU:CB	3.00	0.42
1:C:602:THR:C	1:C:640:THR:HG22	2.38	0.42
1:C:871:LEU:HA	1:C:871:LEU:HD23	1.68	0.42
1:C:992:PRO:HA	1:C:1204:ARG:HH22	1.84	0.42
1:C:1102:CYS:SG	1:C:1104:MET:N	2.89	0.42
1:D:248:GLU:C	1:D:250:ARG:N	2.73	0.42
1:D:307:GLN:HE21	1:D:1403:LEU:CD2	2.32	0.42
1:D:560:ASP:O	1:D:561:TYR:C	2.58	0.42
1:D:647:ALA:HB2	1:D:669:TYR:OH	2.19	0.42
1:D:756:LYS:O	1:D:757:LYS:C	2.58	0.42
1:D:794:VAL:CG2	1:D:817:VAL:HG23	2.49	0.42
1:D:875:MET:HE2	1:D:1139:PHE:HE2	1.84	0.42
1:D:934:GLN:HE21	1:D:934:GLN:HB2	1.58	0.42
1:D:943:GLN:HE21	1:D:1033:SER:HA	1.83	0.42
1:D:957:ARG:HD2	1:D:965:LEU:HD12	2.02	0.42
1:D:1155:PHE:CZ	1:D:1167:LEU:HD21	2.54	0.42
1:E:227:MET:HE2	1:E:282:GLU:CG	2.49	0.42
1:E:248:GLU:O	1:E:249:THR:C	2.56	0.42
1:E:280:VAL:O	1:E:281:PHE:C	2.58	0.42
1:E:893:ARG:O	1:E:904:ASN:HB2	2.20	0.42
1:E:1394:VAL:CG1	1:E:1401:LEU:HD23	2.49	0.42
1:F:62:ILE:O	1:F:62:ILE:CG2	2.68	0.42
1:F:242:ASN:C	1:F:244:MET:N	2.72	0.42
1:F:293:MET:HG2	1:F:410:LEU:HD23	2.00	0.42
1:F:317:ILE:C	1:F:321:ASN:HD22	2.18	0.42
1:F:336:THR:C	1:F:337:ASP:O	2.50	0.42
1:F:1058:LEU:HA	1:F:1058:LEU:HD23	1.64	0.42
1:F:1153:LEU:HA	1:F:1153:LEU:HD23	1.42	0.42
1:F:1164:ARG:HB3	1:F:1167:LEU:CD1	2.47	0.42

*Continued on next page...*



*Continued from previous page...*

Atom-1	Atom-2	Interatomic distance (Å)	Clash overlap (Å)
1:F:1260:GLN:O	1:F:1261:PRO:C	2.56	0.42
1:F:1420:TYR:OH	1:F:1466:LEU:CD2	2.65	0.42
2:G:69:LEU:HA	2:G:72:THR:HG22	2.00	0.42
2:G:162:ALA:HB3	2:G:237:LEU:CD1	2.49	0.42
2:G:257:ASN:ND2	2:G:395:VAL:HG22	2.34	0.42
2:G:317:LYS:HE3	2:G:345:ILE:HG13	2.00	0.42
2:G:358:VAL:CG2	2:G:365:VAL:CG1	2.94	0.42
2:G:417:VAL:CG1	2:G:418:THR:N	2.83	0.42
2:H:319:LEU:CD2	2:H:320:TYR:N	2.83	0.42
2:H:378:GLN:O	2:H:378:GLN:HG2	2.20	0.42
2:I:94:CYS:SG	2:I:450:VAL:HG22	2.59	0.42
2:I:120:ILE:O	2:I:120:ILE:HG22	2.20	0.42
2:I:190:ILE:CG2	2:I:191:PRO:HD2	2.49	0.42
2:I:319:LEU:C	2:I:319:LEU:HD22	2.40	0.42
2:I:429:THR:HB	2:I:431:MET:HG3	2.02	0.42
2:J:90:PHE:HZ	2:J:160:LEU:CB	2.33	0.42
2:J:162:ALA:HB3	2:J:237:LEU:CD1	2.49	0.42
2:J:190:ILE:CG2	2:J:191:PRO:HD2	2.49	0.42
2:J:195:LEU:HD12	2:J:196:GLU:O	2.19	0.42
2:J:304:CYS:CA	2:J:307:THR:HG22	2.48	0.42
2:K:252:GLY:HA3	2:K:258:ILE:HG21	2.02	0.42
2:K:316:VAL:HG12	2:K:342:VAL:HG13	2.02	0.42
2:L:68:TRP:CH2	2:L:124:GLU:OE1	2.72	0.42
2:L:71:LEU:HD22	2:L:74:GLU:HG3	2.01	0.42
1:A:121:ALA:C	1:A:123:ALA:N	2.73	0.42
1:A:297:MET:HE1	1:A:323:VAL:HG11	2.02	0.42
1:A:558:MET:C	1:A:560:ASP:N	2.72	0.42
1:A:731:SER:O	1:A:734:LEU:HB3	2.18	0.42
1:A:871:LEU:HA	1:A:871:LEU:HD23	1.68	0.42
1:A:917:VAL:CG1	1:A:922:LEU:HD21	2.49	0.42
1:A:992:PRO:HA	1:A:1204:ARG:HH22	1.84	0.42
1:A:1045:TRP:O	1:A:1046:GLU:C	2.54	0.42
1:A:1147:ARG:HH11	1:A:1147:ARG:HD3	1.57	0.42
1:A:1430:GLU:O	1:A:1431:HIS:C	2.58	0.42
1:A:1447:TRP:CE2	1:A:1451:VAL:HG21	2.52	0.42
1:B:24:ALA:O	1:B:25:LEU:C	2.56	0.42
1:B:252:GLU:HA	1:B:260:MET:CE	2.50	0.42
1:B:999:LYS:CG	1:B:1022:LEU:CD2	2.64	0.42
1:B:1113:CYS:C	1:B:1115:VAL:H	2.23	0.42
1:B:1274:GLN:NE2	1:B:1294:ASP:H	2.18	0.42
1:B:1281:VAL:HA	1:B:1301:SER:O	2.20	0.42

*Continued on next page...*

*Continued from previous page...*

Atom-1	Atom-2	Interatomic distance (Å)	Clash overlap (Å)
1:C:78:LEU:HB3	1:C:79:PRO:HD2	2.01	0.42
1:C:90:ARG:HB3	1:C:107:TRP:CZ2	2.55	0.42
1:C:111:PRO:C	1:C:112:ILE:HG23	2.40	0.42
1:C:183:PHE:HE1	1:C:188:LEU:HA	1.79	0.42
1:C:194:ASP:HB3	1:C:200:PHE:CE1	2.54	0.42
1:C:210:ARG:HA	3:C:2473:OMT:HE1	2.02	0.42
1:C:464:ILE:CD1	1:C:779:TYR:CZ	2.94	0.42
1:C:562:MET:HE1	1:C:605:ILE:HD11	2.01	0.42
1:C:896:PRO:HB2	1:E:1226:GLY:CA	2.49	0.42
1:D:24:ALA:O	1:D:25:LEU:C	2.57	0.42
1:D:438:GLU:HG3	1:D:693:MET:CG	2.50	0.42
1:D:558:MET:C	1:D:560:ASP:H	2.23	0.42
1:D:1011:ALA:O	1:D:1014:ALA:N	2.52	0.42
1:D:1376:LEU:HD23	1:D:1376:LEU:HA	1.63	0.42
1:E:133:VAL:HG12	1:E:134:GLY:N	2.34	0.42
1:E:386:GLY:H	1:E:389:GLU:CG	2.33	0.42
1:E:605:ILE:HA	1:E:643:ASN:O	2.20	0.42
1:E:1156:ARG:HE	1:E:1156:ARG:HB2	1.72	0.42
1:F:105:TYR:H	1:F:105:TYR:HD1	1.68	0.42
1:F:353:MET:HE2	1:F:353:MET:HA	2.01	0.42
1:F:540:THR:O	1:F:542:LEU:HG	2.20	0.42
1:F:558:MET:C	1:F:560:ASP:H	2.23	0.42
2:G:28:PHE:HZ	2:G:285:LEU:HD21	1.84	0.42
2:G:92:GLU:HG3	2:G:203:ARG:NH1	2.34	0.42
2:G:249:LYS:HD2	2:G:258:ILE:HD13	2.02	0.42
2:G:316:VAL:HG12	2:G:342:VAL:HG13	2.02	0.42
2:G:465:HIS:NE2	2:G:469:LYS:CE	2.83	0.42
2:H:257:ASN:ND2	2:H:395:VAL:HG22	2.34	0.42
2:H:269:ASN:HD22	2:H:273:LEU:HD23	1.85	0.42
2:H:297:GLY:O	2:H:327:MET:HE3	2.19	0.42
2:H:429:THR:CG2	2:H:431:MET:HE2	2.48	0.42
2:I:324:ARG:HA	2:I:346:TRP:CZ2	2.46	0.42
2:I:342:VAL:CG1	2:I:343:GLU:N	2.83	0.42
2:I:367:ILE:O	2:I:390:VAL:HG23	2.19	0.42
2:J:120:ILE:O	2:J:120:ILE:HG22	2.20	0.42
2:J:264:TYR:CE2	2:J:307:THR:CG2	2.94	0.42
2:J:319:LEU:CD2	2:J:320:TYR:N	2.83	0.42
2:J:417:VAL:CG1	2:J:418:THR:N	2.83	0.42
2:J:449:LEU:HD22	2:J:452:TRP:CE2	2.53	0.42
2:K:80:ALA:HB3	2:K:127:ILE:HD11	1.96	0.42
2:K:206:LEU:HD22	2:K:206:LEU:HA	1.91	0.42

*Continued on next page...*

*Continued from previous page...*

Atom-1	Atom-2	Interatomic distance (Å)	Clash overlap (Å)
2:K:249:LYS:CE	2:K:258:ILE:CD1	2.95	0.42
2:K:319:LEU:CD2	2:K:320:TYR:N	2.83	0.42
2:K:465:HIS:NE2	2:K:469:LYS:CE	2.83	0.42
2:L:249:LYS:HD2	2:L:258:ILE:HD13	2.02	0.42
2:L:257:ASN:ND2	2:L:395:VAL:HG22	2.34	0.42
1:A:292:PRO:O	1:A:293:MET:C	2.55	0.42
1:A:353:MET:O	1:A:353:MET:CG	2.67	0.42
1:A:419:TRP:CE3	1:A:537:GLU:HA	2.55	0.42
1:A:691:LYS:O	1:A:691:LYS:HG3	2.20	0.42
1:A:770:VAL:O	1:A:770:VAL:HG12	2.19	0.42
1:A:1424:LEU:HD23	1:A:1424:LEU:C	2.40	0.42
1:A:1425:LYS:HD2	1:A:1447:TRP:CD2	2.54	0.42
1:B:488:LEU:HA	1:B:488:LEU:HD23	1.71	0.42
1:B:780:ARG:NH2	2:G:109:VAL:HG11	2.33	0.42
1:B:843:VAL:HG11	1:B:1147:ARG:HB3	2.00	0.42
1:B:970:PRO:HG2	1:B:970:PRO:O	2.19	0.42
1:B:1113:CYS:C	1:B:1115:VAL:N	2.69	0.42
1:B:1438:ARG:CZ	2:H:376:GLY:C	2.84	0.42
1:B:1449:ARG:NH1	1:B:1449:ARG:CG	2.69	0.42
1:C:362:LEU:HD12	1:C:362:LEU:HA	1.88	0.42
1:C:591:GLN:O	1:C:594:GLU:N	2.52	0.42
1:C:877:ARG:CD	1:E:1230:GLN:HB2	2.33	0.42
1:C:929:GLU:HA	1:C:997:THR:HB	2.01	0.42
1:D:52:GLN:HE21	1:D:52:GLN:HB3	1.74	0.42
1:D:62:ILE:O	1:D:62:ILE:CG2	2.68	0.42
1:D:317:ILE:HG22	1:D:321:ASN:ND2	2.28	0.42
1:D:466:HIS:CE1	1:D:684:PHE:HE1	2.33	0.42
1:D:807:TYR:O	1:D:810:PHE:HB3	2.20	0.42
1:D:944:LEU:HA	1:D:945:PRO:HD3	1.90	0.42
1:D:997:THR:CG2	1:D:998:VAL:N	2.83	0.42
1:D:1164:ARG:HB3	1:D:1167:LEU:CD1	2.47	0.42
1:D:1438:ARG:CZ	2:I:376:GLY:C	2.85	0.42
1:E:293:MET:HE3	1:E:293:MET:HB3	1.98	0.42
1:E:330:PRO:HB3	1:E:350:LEU:HB3	2.01	0.42
1:E:505:GLN:NE2	1:E:1000:LEU:HB3	2.35	0.42
1:E:1131:THR:HG21	1:E:1133:GLU:HB2	2.01	0.42
1:E:1161:VAL:O	1:E:1161:VAL:HG13	2.18	0.42
1:E:1267:ARG:H	1:E:1267:ARG:HG2	1.71	0.42
1:F:203:ASP:OD1	1:F:203:ASP:N	2.48	0.42
1:F:267:ILE:HG12	1:F:279:THR:HG21	2.01	0.42
1:F:390:MET:HE2	1:F:390:MET:HB2	1.90	0.42

*Continued on next page...*

*Continued from previous page...*

Atom-1	Atom-2	Interatomic distance (Å)	Clash overlap (Å)
1:F:488:LEU:HD23	1:F:488:LEU:HA	1.71	0.42
1:F:1112:THR:O	2:I:112:GLN:CD	2.57	0.42
1:F:1158:LEU:HD12	1:F:1158:LEU:HA	1.80	0.42
1:F:1274:GLN:NE2	1:F:1294:ASP:H	2.18	0.42
1:F:1359:GLY:O	1:F:1360:CYS:HB3	2.20	0.42
1:F:1431:HIS:O	1:F:1432:VAL:C	2.54	0.42
2:G:132:TRP:CG	2:G:202:ARG:HD2	2.52	0.42
2:G:137:VAL:CG1	2:G:138:LYS:N	2.82	0.42
2:G:367:ILE:O	2:G:390:VAL:HG23	2.20	0.42
2:G:388:PHE:CD2	2:G:390:VAL:CG1	2.95	0.42
2:G:406:LEU:CD2	2:G:406:LEU:N	2.82	0.42
2:H:64:ASN:C	2:H:66:PRO:HD2	2.40	0.42
2:H:89:ASN:HD22	2:H:89:ASN:N	2.17	0.42
2:I:89:ASN:HD22	2:I:89:ASN:N	2.17	0.42
2:I:92:GLU:HG3	2:I:203:ARG:NH1	2.34	0.42
2:I:322:ARG:CD	2:I:349:ALA:CA	2.98	0.42
2:I:387:GLU:CG	2:I:388:PHE:N	2.82	0.42
2:I:449:LEU:HD23	2:I:452:TRP:H	1.83	0.42
2:J:26:GLN:HG3	2:J:310:ARG:O	2.20	0.42
2:J:64:ASN:C	2:J:66:PRO:HD2	2.40	0.42
2:J:165:GLU:CB	2:J:169:LYS:HZ3	2.32	0.42
2:J:207:LEU:HD12	2:J:212:VAL:CG1	2.49	0.42
2:J:252:GLY:HA3	2:J:258:ILE:HG21	2.02	0.42
2:J:257:ASN:ND2	2:J:395:VAL:HG22	2.34	0.42
2:K:69:LEU:HA	2:K:72:THR:HG22	2.00	0.42
2:K:137:VAL:CG1	2:K:138:LYS:N	2.82	0.42
2:K:153:ILE:CG1	2:K:220:VAL:HG22	2.49	0.42
2:K:195:LEU:HD12	2:K:196:GLU:O	2.19	0.42
2:L:358:VAL:HG22	2:L:365:VAL:HG11	1.99	0.42
2:L:415:LEU:CD2	2:L:416:LYS:N	2.82	0.42
1:A:165:ASN:O	1:A:166:ASP:HB2	2.20	0.42
1:A:185:ALA:O	1:A:186:GLU:C	2.57	0.42
1:A:352:PRO:HB2	1:A:367:SER:O	2.20	0.42
1:A:476:ILE:CG2	1:A:477:GLY:N	2.83	0.42
1:A:565:THR:CG2	1:A:603:HIS:HD2	2.33	0.42
1:A:969:PRO:N	1:A:970:PRO:HD2	2.35	0.42
1:A:1003:ARG:HH11	1:A:1003:ARG:CG	2.29	0.42
1:A:1264:ILE:HG22	1:A:1283:GLY:O	2.19	0.42
1:B:550:LEU:HA	1:B:554:GLU:OE2	2.19	0.42
1:B:656:ALA:O	1:B:657:VAL:C	2.59	0.42
1:B:868:HIS:O	1:B:870:THR:N	2.53	0.42

*Continued on next page...*

*Continued from previous page...*

Atom-1	Atom-2	Interatomic distance (Å)	Clash overlap (Å)
1:B:875:MET:HE1	1:B:878:ILE:HD11	2.02	0.42
1:C:303:LEU:HD11	1:C:314:LYS:HG2	2.01	0.42
1:C:442:MET:HE3	1:C:442:MET:HB3	1.81	0.42
1:C:522:LEU:HA	1:C:716:ILE:HG22	2.01	0.42
1:C:1363:ASN:HD22	1:C:1363:ASN:HA	1.61	0.42
1:C:1458:VAL:CG1	1:C:1459:PRO:HD2	2.47	0.42
1:D:30:HIS:CE1	1:D:1238:THR:HA	2.53	0.42
1:D:253:HIS:CE1	1:D:254:PRO:CG	3.03	0.42
1:D:308:THR:O	1:D:308:THR:CG2	2.66	0.42
1:D:404:ARG:HB3	1:D:405:GLU:OE1	2.20	0.42
1:D:444:LYS:HE3	1:D:681:ARG:HH12	1.85	0.42
1:D:500:ARG:HD2	1:D:728:ILE:HG21	2.02	0.42
1:D:586:LEU:HD23	1:D:586:LEU:HA	1.86	0.42
1:D:782:ARG:HH22	2:H:51:GLY:N	1.97	0.42
1:D:853:PHE:CZ	1:D:1079:ILE:HD13	2.55	0.42
1:E:216:PHE:CE1	1:F:81:ILE:HD13	2.54	0.42
1:E:309:THR:HG21	1:E:314:LYS:HG3	2.02	0.42
1:E:353:MET:O	1:E:353:MET:CG	2.67	0.42
1:E:565:THR:CG2	1:E:603:HIS:HD2	2.33	0.42
1:E:635:ASN:O	1:E:636:LEU:HD13	2.20	0.42
1:E:956:LEU:HD23	1:E:956:LEU:HA	1.70	0.42
1:E:1212:ASP:OD2	1:E:1243:GLY:CA	2.67	0.42
1:F:53:LYS:O	1:F:54:PHE:C	2.58	0.42
1:F:560:ASP:O	1:F:561:TYR:C	2.58	0.42
1:F:608:ASP:OD2	1:F:646:THR:HA	2.20	0.42
1:F:957:ARG:HD2	1:F:965:LEU:HD12	2.02	0.42
2:H:153:ILE:CG1	2:H:220:VAL:CG1	2.96	0.42
2:H:169:LYS:HZ3	2:H:461:ALA:HB1	1.85	0.42
2:H:241:GLY:O	2:H:443:ILE:HG22	2.19	0.42
2:H:304:CYS:CA	2:H:307:THR:HG22	2.48	0.42
2:I:28:PHE:HZ	2:I:285:LEU:HD21	1.83	0.42
2:I:64:ASN:C	2:I:66:PRO:HD2	2.40	0.42
2:I:290:LYS:CG	2:I:291:HIS:N	2.79	0.42
2:J:71:LEU:HD22	2:J:74:GLU:HG3	2.01	0.42
2:J:449:LEU:HD23	2:J:452:TRP:H	1.83	0.42
2:K:32:TYR:CD2	2:K:194:LYS:HA	2.55	0.42
2:K:151:GLY:O	2:K:236:VAL:HA	2.20	0.42
2:K:417:VAL:CG1	2:K:418:THR:N	2.83	0.42
2:L:34:ARG:HG3	2:L:125:LYS:CE	2.46	0.42
2:L:190:ILE:CG2	2:L:191:PRO:HD2	2.49	0.42
2:L:342:VAL:CG1	2:L:343:GLU:N	2.83	0.42

*Continued on next page...*

*Continued from previous page...*

Atom-1	Atom-2	Interatomic distance (Å)	Clash overlap (Å)
1:A:37:ASP:OD1	1:A:38:GLY:N	2.53	0.42
1:A:216:PHE:CE1	1:B:81:ILE:HD13	2.54	0.42
1:A:763:ALA:O	1:A:764:THR:C	2.58	0.42
1:A:852:ARG:NH1	1:A:1088:GLU:O	2.50	0.42
1:A:929:GLU:HA	1:A:997:THR:HB	2.01	0.42
1:A:1236:ARG:O	1:A:1238:THR:N	2.53	0.42
1:A:1458:VAL:CG1	1:A:1459:PRO:HD2	2.47	0.42
1:B:357:ILE:HD13	1:B:357:ILE:HG21	1.65	0.42
1:B:547:SER:C	1:B:549:VAL:H	2.22	0.42
1:B:571:ALA:C	1:B:618:ILE:HD12	2.40	0.42
1:B:732:ARG:H	1:B:747:SER:HA	1.85	0.42
1:B:756:LYS:O	1:B:757:LYS:C	2.58	0.42
1:C:189:THR:CG2	1:C:190:THR:N	2.63	0.42
1:C:420:VAL:C	1:C:422:ASN:H	2.23	0.42
1:C:621:ILE:HG12	1:C:657:VAL:HG11	2.00	0.42
1:C:683:LEU:HD23	1:C:683:LEU:HA	1.56	0.42
1:C:917:VAL:CG1	1:C:922:LEU:HD21	2.49	0.42
1:C:969:PRO:N	1:C:970:PRO:HD2	2.35	0.42
1:C:1246:LEU:O	1:C:1249:MET:HB2	2.20	0.42
1:C:1276:LEU:HD12	1:C:1277:GLY:H	1.85	0.42
1:C:1370:GLY:N	1:C:1389:GLY:O	2.53	0.42
1:D:252:GLU:HA	1:D:260:MET:CE	2.50	0.42
1:D:267:ILE:HG12	1:D:279:THR:HG21	2.01	0.42
1:D:965:LEU:HD23	1:D:965:LEU:HA	1.69	0.42
1:D:1111:ASN:OD1	1:D:1119:VAL:CG2	2.39	0.42
1:D:1129:VAL:O	1:D:1129:VAL:HG23	2.19	0.42
1:D:1250:VAL:HG13	1:D:1259:LEU:HD12	2.01	0.42
1:E:90:ARG:HB3	1:E:107:TRP:CZ2	2.55	0.42
1:E:240:ASN:O	1:E:241:VAL:C	2.58	0.42
1:E:284:MET:CE	1:E:294:VAL:HG13	2.50	0.42
1:E:583:ARG:NE	1:E:587:ARG:NH1	2.68	0.42
1:E:611:MET:HE3	1:E:611:MET:HB3	1.80	0.42
1:F:218:THR:CG2	1:F:221:LEU:H	2.30	0.42
1:F:550:LEU:HA	1:F:554:GLU:OE2	2.19	0.42
1:F:860:MET:HE2	1:F:868:HIS:ND1	2.34	0.42
1:F:868:HIS:O	1:F:870:THR:N	2.53	0.42
1:F:1113:CYS:C	1:F:1115:VAL:H	2.23	0.42
2:G:319:LEU:HD22	2:G:319:LEU:C	2.40	0.42
2:G:469:LYS:O	2:G:472:ALA:HB3	2.20	0.42
2:H:316:VAL:HG12	2:H:342:VAL:HG13	2.02	0.42
2:I:32:TYR:HB3	2:I:34:ARG:HG2	2.01	0.42

*Continued on next page...*

*Continued from previous page...*

Atom-1	Atom-2	Interatomic distance (Å)	Clash overlap (Å)
2:I:240:THR:HG23	2:I:443:ILE:HG21	2.01	0.42
2:I:378:GLN:O	2:I:378:GLN:HG2	2.20	0.42
2:I:425:VAL:HG21	2:I:444:VAL:HG22	2.01	0.42
2:J:31:ILE:HG12	2:J:193:PHE:CD1	2.54	0.42
2:J:63:ASN:CG	2:J:68:TRP:CZ3	2.94	0.42
2:J:64:ASN:OD1	2:J:66:PRO:HG2	2.20	0.42
2:J:151:GLY:O	2:J:236:VAL:HA	2.19	0.42
2:J:197:LYS:CB	2:J:273:LEU:HG	2.48	0.42
2:J:322:ARG:CD	2:J:349:ALA:CA	2.98	0.42
2:J:378:GLN:O	2:J:378:GLN:HG2	2.20	0.42
2:K:179:TYR:HB3	2:K:181:ARG:HH12	1.81	0.42
2:K:319:LEU:HD22	2:K:319:LEU:C	2.40	0.42
2:K:359:VAL:O	2:K:359:VAL:HG13	2.20	0.42
2:L:90:PHE:HZ	2:L:160:LEU:CB	2.33	0.42
2:L:110:ILE:HD11	2:L:118:VAL:CA	2.48	0.42
2:L:153:ILE:HG22	2:L:237:LEU:O	2.20	0.42
2:L:173:VAL:CG2	2:L:174:HIS:N	2.81	0.42
2:L:350:PRO:HD2	2:L:374:ALA:CB	2.49	0.42
2:L:429:THR:HB	2:L:431:MET:HG3	2.02	0.42
1:A:102:TYR:HE2	1:A:144:PHE:CD1	2.34	0.42
1:A:420:VAL:HG12	1:A:421:GLN:N	2.35	0.42
1:A:894:PHE:CD1	1:A:904:ASN:ND2	2.88	0.42
1:A:1226:GLY:C	1:E:896:PRO:HB2	2.39	0.42
1:A:1354:THR:HG23	1:A:1372:THR:HB	2.01	0.42
1:B:701:ASP:C	1:B:703:GLY:N	2.69	0.42
1:B:864:SER:HG	1:B:867:ALA:H	1.61	0.42
1:B:1164:ARG:HD2	1:B:1164:ARG:HH11	1.60	0.42
1:C:391:ILE:O	1:C:391:ILE:CG2	2.63	0.42
1:C:505:GLN:NE2	1:C:1000:LEU:HB3	2.35	0.42
1:C:583:ARG:NE	1:C:587:ARG:NH1	2.68	0.42
1:C:595:ASP:O	1:C:596:ALA:O	2.38	0.42
1:C:635:ASN:O	1:C:636:LEU:HD13	2.20	0.42
1:C:770:VAL:HG12	1:C:770:VAL:O	2.19	0.42
1:C:777:GLY:CA	2:K:52:VAL:HG11	2.42	0.42
1:C:1339:ALA:HB2	1:C:1435:THR:OG1	2.19	0.42
1:C:1348:VAL:O	1:C:1348:VAL:CG1	2.65	0.42
1:D:51:PRO:HD2	1:D:55:PHE:HD2	1.84	0.42
1:D:175:ARG:NH1	1:D:175:ARG:CG	2.79	0.42
1:D:734:LEU:HD11	1:D:738:HIS:HD2	1.51	0.42
1:D:745:ARG:C	1:D:746:ILE:HG13	2.40	0.42
1:D:1113:CYS:C	1:D:1115:VAL:H	2.23	0.42

*Continued on next page...*

*Continued from previous page...*

Atom-1	Atom-2	Interatomic distance (Å)	Clash overlap (Å)
1:D:1274:GLN:NE2	1:D:1294:ASP:H	2.18	0.42
1:D:1359:GLY:O	1:D:1360:CYS:HB3	2.20	0.42
1:D:1468:VAL:O	1:D:1469:PRO:C	2.57	0.42
1:E:37:ASP:OD1	1:E:38:GLY:N	2.53	0.42
1:E:256:PHE:O	1:E:257:GLY:C	2.56	0.42
1:E:653:HIS:O	1:E:655:PHE:N	2.53	0.42
1:E:695:ASN:O	1:E:698:LYS:N	2.53	0.42
1:E:745:ARG:C	1:E:746:ILE:HG13	2.40	0.42
1:E:897:ASP:OD1	1:E:899:ASN:N	2.50	0.42
1:E:1159:ASN:C	1:E:1161:VAL:H	2.22	0.42
1:E:1460:LYS:O	1:E:1461:GLU:C	2.55	0.42
1:F:438:GLU:HG3	1:F:693:MET:CG	2.50	0.42
1:F:438:GLU:OE2	1:F:553:ALA:HB3	2.20	0.42
1:F:491:LYS:HE2	1:F:785:GLY:HA3	2.02	0.42
1:F:732:ARG:O	1:F:733:ALA:C	2.58	0.42
1:F:919:ALA:CB	1:F:1281:VAL:CG1	2.98	0.42
1:F:948:LYS:C	1:F:950:THR:H	2.24	0.42
1:F:1131:THR:O	1:F:1132:PRO:C	2.58	0.42
1:F:1143:ALA:O	1:F:1147:ARG:HG3	2.20	0.42
1:F:1424:LEU:HD23	1:F:1424:LEU:C	2.39	0.42
2:G:71:LEU:HD22	2:G:74:GLU:HG3	2.01	0.42
2:G:110:ILE:HD11	2:G:118:VAL:CA	2.48	0.42
2:G:269:ASN:HD22	2:G:273:LEU:HD23	1.85	0.42
2:G:387:GLU:CG	2:G:388:PHE:N	2.82	0.42
2:G:449:LEU:HD12	8:G:484:FAD:O2	2.20	0.42
2:H:32:TYR:CD2	2:H:194:LYS:HA	2.55	0.42
2:H:359:VAL:O	2:H:359:VAL:HG13	2.20	0.42
2:H:418:THR:CB	2:H:424:LEU:CD1	2.93	0.42
2:I:26:GLN:HG3	2:I:310:ARG:O	2.20	0.42
2:I:46:ARG:NH2	2:I:118:VAL:HA	2.35	0.42
2:I:63:ASN:CG	2:I:68:TRP:CZ3	2.94	0.42
2:I:64:ASN:OD1	2:I:66:PRO:HG2	2.20	0.42
2:I:113:SER:HB3	2:I:115:HIS:CD2	2.55	0.42
2:I:118:VAL:HG22	2:I:118:VAL:H	1.08	0.42
2:I:358:VAL:HG22	2:I:365:VAL:HG11	1.99	0.42
2:J:174:HIS:CD2	2:J:176:TYR:CD1	3.08	0.42
2:J:319:LEU:HD22	2:J:319:LEU:C	2.40	0.42
2:K:26:GLN:HG3	2:K:310:ARG:O	2.20	0.42
2:L:237:LEU:HD22	2:L:238:VAL:N	2.35	0.42
2:L:319:LEU:C	2:L:319:LEU:HD22	2.40	0.42
2:L:425:VAL:HG21	2:L:444:VAL:HG22	2.01	0.42

*Continued on next page...*



*Continued from previous page...*

Atom-1	Atom-2	Interatomic distance (Å)	Clash overlap (Å)
1:A:42:ASP:OD1	1:A:212:SER:OG	2.39	0.41
1:A:77:PHE:HB3	1:A:126:PRO:CB	2.50	0.41
1:A:111:PRO:C	1:A:112:ILE:HG23	2.40	0.41
1:A:195:LEU:HD23	1:A:195:LEU:HA	1.57	0.41
1:A:210:ARG:HA	3:A:2473:OMT:HE1	2.02	0.41
1:A:666:VAL:HG12	1:A:667:ASN:N	2.34	0.41
1:A:782:ARG:C	1:A:784:SER:N	2.70	0.41
1:A:990:ILE:O	1:A:990:ILE:HG13	2.19	0.41
1:B:42:ASP:HB2	1:B:210:ARG:O	2.20	0.41
1:B:182:MET:CG	1:B:182:MET:O	2.66	0.41
1:B:479:MET:HG3	1:B:1104:MET:HE3	2.02	0.41
1:B:491:LYS:HE2	1:B:785:GLY:HA3	2.02	0.41
1:B:550:LEU:HD13	1:B:555:PHE:HA	2.01	0.41
1:C:52:GLN:HE21	1:C:52:GLN:HB3	1.56	0.41
1:C:102:TYR:HE2	1:C:144:PHE:CD1	2.34	0.41
1:C:103:TYR:OH	1:D:1178:LEU:HD13	2.20	0.41
1:C:133:VAL:HG12	1:C:134:GLY:N	2.34	0.41
1:C:442:MET:HE1	1:C:447:LEU:CA	2.47	0.41
1:C:805:ASP:OD1	1:C:805:ASP:C	2.58	0.41
1:C:820:ARG:CB	1:C:821:PRO:CD	2.96	0.41
1:C:893:ARG:O	1:C:904:ASN:HB2	2.20	0.41
1:C:1062:ARG:HH11	1:C:1062:ARG:HD3	1.53	0.41
1:C:1131:THR:HG21	1:C:1133:GLU:HB2	2.01	0.41
1:C:1447:TRP:NE1	1:C:1451:VAL:HG21	2.35	0.41
1:D:732:ARG:H	1:D:747:SER:HA	1.85	0.41
1:D:1222:LEU:HD12	1:D:1222:LEU:O	2.20	0.41
1:E:289:ARG:HD3	1:E:293:MET:HE2	2.02	0.41
1:E:390:MET:HG3	1:E:406:LEU:HD23	2.02	0.41
1:E:582:LEU:CB	1:E:755:GLN:HE21	2.30	0.41
1:E:778:PHE:CE2	1:E:1039:LYS:CD	2.75	0.41
1:E:894:PHE:CZ	1:E:924:GLN:HG3	2.55	0.41
1:E:969:PRO:N	1:E:970:PRO:HD2	2.35	0.41
1:E:1236:ARG:O	1:E:1238:THR:N	2.53	0.41
1:E:1289:MET:CE	1:E:1289:MET:N	2.76	0.41
1:F:42:ASP:HB2	1:F:210:ARG:O	2.20	0.41
1:F:232:GLY:HA3	1:F:330:PRO:O	2.20	0.41
1:F:252:GLU:HA	1:F:260:MET:CE	2.50	0.41
1:F:295:LYS:HB3	1:F:390:MET:HE1	2.02	0.41
1:F:404:ARG:HB3	1:F:405:GLU:OE1	2.20	0.41
1:F:571:ALA:C	1:F:618:ILE:HD12	2.40	0.41
1:F:1129:VAL:O	1:F:1129:VAL:HG23	2.19	0.41

*Continued on next page...*

*Continued from previous page...*

Atom-1	Atom-2	Interatomic distance (Å)	Clash overlap (Å)
2:G:144:ARG:HD2	2:G:169:LYS:CB	2.47	0.41
2:G:415:LEU:CD2	2:G:416:LYS:N	2.82	0.41
2:H:174:HIS:CD2	2:H:176:TYR:CD1	3.08	0.41
2:H:249:LYS:CE	2:H:258:ILE:CD1	2.95	0.41
2:H:288:ALA:CB	2:H:311:GLN:HG3	2.50	0.41
2:I:32:TYR:CD2	2:I:194:LYS:HA	2.55	0.41
2:I:359:VAL:O	2:I:359:VAL:HG13	2.20	0.41
2:I:417:VAL:CG1	2:I:418:THR:N	2.83	0.41
2:J:153:ILE:HG22	2:J:237:LEU:O	2.20	0.41
2:J:237:LEU:HD22	2:J:238:VAL:N	2.35	0.41
2:J:291:HIS:HD2	2:J:392:ALA:HB2	1.84	0.41
2:J:359:VAL:O	2:J:359:VAL:HG13	2.20	0.41
2:L:64:ASN:C	2:L:66:PRO:HD2	2.40	0.41
2:L:92:GLU:HG3	2:L:203:ARG:NH1	2.34	0.41
2:L:113:SER:HB3	2:L:115:HIS:CD2	2.55	0.41
2:L:181:ARG:CD	2:L:187:VAL:CG1	2.94	0.41
2:L:302:MET:CE	2:L:333:GLU:CG	2.95	0.41
2:L:331:GLN:HA	2:L:334:VAL:HG21	1.98	0.41
2:L:417:VAL:CG1	2:L:418:THR:N	2.83	0.41
2:L:418:THR:N	2:L:424:LEU:CD2	2.83	0.41
2:L:432:THR:CG2	2:L:437:VAL:HG13	2.50	0.41
1:A:112:ILE:HA	1:A:191:PHE:O	2.20	0.41
1:A:280:VAL:O	1:A:281:PHE:C	2.58	0.41
1:A:304:THR:HG21	1:A:518:ARG:HD2	2.03	0.41
1:A:376:GLU:HG3	1:A:1310:THR:OG1	2.20	0.41
1:A:735:VAL:HG23	1:A:735:VAL:H	1.49	0.41
1:A:949:VAL:O	1:A:950:THR:O	2.37	0.41
1:A:1039:LYS:O	1:A:1040:PHE:CD1	2.73	0.41
1:A:1246:LEU:O	1:A:1249:MET:HB2	2.20	0.41
1:A:1450:GLU:O	1:A:1451:VAL:C	2.57	0.41
1:B:51:PRO:HD2	1:B:55:PHE:HD2	1.84	0.41
1:B:105:TYR:H	1:B:105:TYR:HD1	1.68	0.41
1:B:267:ILE:HG12	1:B:279:THR:HG21	2.01	0.41
1:B:404:ARG:HB3	1:B:405:GLU:OE1	2.20	0.41
1:B:444:LYS:HE3	1:B:681:ARG:HH12	1.85	0.41
1:B:481:ASP:HB2	1:B:1038:ILE:HG22	2.03	0.41
1:B:919:ALA:CB	1:B:1281:VAL:CG1	2.98	0.41
1:B:960:THR:CG2	1:B:963:VAL:HG23	2.47	0.41
1:B:1104:MET:C	2:G:54:PHE:HZ	2.03	0.41
1:C:309:THR:HG21	1:C:314:LYS:HG3	2.02	0.41
1:C:787:ARG:HH11	1:C:787:ARG:HD3	1.66	0.41

*Continued on next page...*

*Continued from previous page...*

Atom-1	Atom-2	Interatomic distance (Å)	Clash overlap (Å)
1:C:831:LEU:HD13	1:C:1084:MET:HE3	2.02	0.41
1:C:862:ALA:O	1:C:1118:CYS:HB3	2.18	0.41
1:C:991:ASN:HA	1:C:992:PRO:HD2	1.84	0.41
1:C:1059:ASN:N	1:C:1059:ASN:HD22	2.19	0.41
1:C:1356:VAL:CG1	1:C:1431:HIS:CG	3.03	0.41
1:D:232:GLY:HA3	1:D:330:PRO:O	2.20	0.41
1:D:666:VAL:HG13	1:D:667:ASN:N	2.34	0.41
1:D:856:PRO:HG2	1:D:1093:GLY:HA3	2.02	0.41
1:D:919:ALA:CB	1:D:1281:VAL:CG1	2.98	0.41
1:D:942:GLY:HA2	5:D:2475:AKG:O5	2.20	0.41
1:D:1131:THR:O	1:D:1132:PRO:C	2.58	0.41
1:D:1143:ALA:O	1:D:1147:ARG:HG3	2.20	0.41
1:E:52:GLN:NE2	1:E:71:LEU:N	2.44	0.41
1:E:149:TYR:HE2	1:E:263:LEU:HD21	1.86	0.41
1:E:165:ASN:O	1:E:166:ASP:HB2	2.20	0.41
1:E:329:GLY:O	1:E:330:PRO:C	2.56	0.41
1:E:629:THR:O	1:E:631:LEU:N	2.53	0.41
1:E:1407:ASP:O	1:E:1409:SER:N	2.53	0.41
1:E:1424:LEU:HD23	1:E:1424:LEU:C	2.40	0.41
1:F:253:HIS:CE1	1:F:254:PRO:CG	3.03	0.41
1:F:263:LEU:N	1:F:263:LEU:CD1	2.73	0.41
1:F:481:ASP:HB2	1:F:1038:ILE:HG22	2.02	0.41
1:F:500:ARG:HD2	1:F:728:ILE:HG21	2.02	0.41
1:F:694:ALA:O	1:F:695:ASN:C	2.58	0.41
1:F:794:VAL:CG2	1:F:817:VAL:HG23	2.49	0.41
1:F:853:PHE:CZ	1:F:1079:ILE:HD13	2.55	0.41
1:F:942:GLY:HA2	5:F:2475:AKG:O5	2.20	0.41
1:F:1438:ARG:NH2	2:G:377:ARG:O	2.47	0.41
2:G:32:TYR:CD2	2:G:194:LYS:HA	2.55	0.41
2:G:80:ALA:HB3	2:G:127:ILE:HD11	1.96	0.41
2:G:190:ILE:CG2	2:G:191:PRO:HD2	2.49	0.41
2:G:345:ILE:HD13	2:G:345:ILE:N	2.17	0.41
2:G:447:ALA:CB	2:G:452:TRP:CE3	2.92	0.41
2:H:46:ARG:NH2	2:H:118:VAL:HA	2.35	0.41
2:H:151:GLY:O	2:H:236:VAL:HA	2.20	0.41
2:H:153:ILE:HG22	2:H:237:LEU:O	2.20	0.41
2:I:241:GLY:O	2:I:443:ILE:HG22	2.19	0.41
2:I:269:ASN:HD22	2:I:273:LEU:HD23	1.85	0.41
2:I:317:LYS:CE	2:I:345:ILE:CD1	2.94	0.41
2:I:319:LEU:CD2	2:I:320:TYR:N	2.83	0.41
2:J:46:ARG:NH2	2:J:118:VAL:HA	2.35	0.41

*Continued on next page...*

*Continued from previous page...*

Atom-1	Atom-2	Interatomic distance (Å)	Clash overlap (Å)
2:J:89:ASN:HD22	2:J:89:ASN:N	2.17	0.41
2:J:153:ILE:CG1	2:J:220:VAL:CG1	2.95	0.41
2:J:181:ARG:CG	2:J:182:MET:N	2.83	0.41
2:J:241:GLY:O	2:J:443:ILE:HG22	2.19	0.41
2:J:429:THR:HB	2:J:431:MET:HG3	2.02	0.41
2:K:46:ARG:NH2	2:K:118:VAL:HA	2.35	0.41
2:K:342:VAL:CG1	2:K:343:GLU:N	2.83	0.41
2:K:432:THR:CG2	2:K:437:VAL:HG13	2.50	0.41
2:K:449:LEU:CD2	2:K:451:VAL:CG1	2.89	0.41
2:L:64:ASN:OD1	2:L:66:PRO:HG2	2.20	0.41
2:L:132:TRP:CG	2:L:202:ARG:HD2	2.52	0.41
2:L:318:CYS:SG	2:L:320:TYR:CZ	3.06	0.41
2:L:358:VAL:CG2	2:L:365:VAL:CG1	2.94	0.41
2:L:418:THR:CB	2:L:424:LEU:CD1	2.93	0.41
1:A:10:ASP:OD1	1:A:10:ASP:C	2.59	0.41
1:A:653:HIS:O	1:A:655:PHE:N	2.53	0.41
1:A:856:PRO:C	1:A:883:ASP:HB3	2.41	0.41
1:A:893:ARG:O	1:A:904:ASN:HB2	2.20	0.41
1:A:1057:THR:CG2	1:A:1190:VAL:HG11	2.50	0.41
1:B:175:ARG:NH2	1:B:203:ASP:OD2	2.53	0.41
1:B:266:VAL:HG12	1:B:279:THR:HG22	1.97	0.41
1:B:745:ARG:C	1:B:746:ILE:HG13	2.40	0.41
1:B:806:SER:HG	1:B:809:THR:HB	1.85	0.41
1:B:853:PHE:CZ	1:B:1079:ILE:HD13	2.55	0.41
1:B:897:ASP:OD1	1:B:899:ASN:N	2.52	0.41
1:B:942:GLY:HA2	5:B:2475:AKG:O5	2.20	0.41
1:B:1359:GLY:O	1:B:1360:CYS:HB3	2.20	0.41
1:C:24:ALA:O	1:C:27:ALA:N	2.27	0.41
1:C:37:ASP:OD1	1:C:38:GLY:N	2.53	0.41
1:C:476:ILE:CG2	1:C:477:GLY:N	2.83	0.41
1:C:500:ARG:H	1:C:500:ARG:HG2	1.71	0.41
1:C:1235:ALA:HA	1:C:1239:GLN:OE1	2.20	0.41
1:C:1384:ALA:O	1:C:1385:ALA:C	2.57	0.41
1:D:117:ILE:HD12	1:D:117:ILE:HG21	1.49	0.41
1:D:244:MET:HE2	1:D:244:MET:HA	2.01	0.41
1:D:485:ILE:HD13	1:D:485:ILE:HG21	1.68	0.41
1:D:495:LEU:HA	1:D:495:LEU:HD12	1.36	0.41
1:D:561:TYR:CD1	1:D:561:TYR:O	2.74	0.41
1:D:571:ALA:C	1:D:618:ILE:HD12	2.40	0.41
1:D:598:ARG:HH11	1:D:598:ARG:HD3	1.70	0.41
1:D:695:ASN:O	1:D:696:TYR:C	2.57	0.41

*Continued on next page...*

*Continued from previous page...*

Atom-1	Atom-2	Interatomic distance (Å)	Clash overlap (Å)
1:D:780:ARG:NH2	2:H:54:PHE:HD1	2.18	0.41
1:D:1282:GLN:HA	1:D:1302:GLY:O	2.20	0.41
1:E:420:VAL:C	1:E:422:ASN:H	2.23	0.41
1:E:454:PHE:CD2	1:E:648:GLU:CB	3.00	0.41
1:E:526:LEU:CD1	1:E:526:LEU:H	2.17	0.41
1:E:856:PRO:C	1:E:883:ASP:HB3	2.41	0.41
1:E:914:ARG:HH22	1:E:973:ASP:CG	2.23	0.41
1:E:982:GLN:HE22	1:E:1240:ARG:CD	2.25	0.41
1:E:1427:LEU:HA	1:E:1427:LEU:HD23	1.79	0.41
1:E:1430:GLU:O	1:E:1431:HIS:C	2.58	0.41
1:F:175:ARG:NH2	1:F:203:ASP:OD2	2.53	0.41
1:F:444:LYS:HE3	1:F:681:ARG:HH12	1.85	0.41
1:F:997:THR:CG2	1:F:998:VAL:N	2.83	0.41
1:F:1011:ALA:O	1:F:1014:ALA:N	2.52	0.41
2:G:26:GLN:HG3	2:G:310:ARG:O	2.20	0.41
2:G:342:VAL:CG1	2:G:343:GLU:N	2.83	0.41
2:G:432:THR:CG2	2:G:437:VAL:HG13	2.50	0.41
2:H:181:ARG:CG	2:H:182:MET:N	2.83	0.41
2:H:190:ILE:HB	2:H:195:LEU:HD23	2.03	0.41
2:I:174:HIS:CD2	2:I:176:TYR:CD1	3.08	0.41
2:I:237:LEU:HD22	2:I:238:VAL:N	2.35	0.41
2:I:257:ASN:ND2	2:I:395:VAL:HG22	2.34	0.41
2:I:418:THR:N	2:I:424:LEU:CD2	2.83	0.41
2:J:113:SER:HB3	2:J:115:HIS:CD2	2.55	0.41
2:J:449:LEU:HD12	8:J:484:FAD:O2	2.20	0.41
2:K:174:HIS:CD2	2:K:176:TYR:CD1	3.08	0.41
2:K:237:LEU:HD22	2:K:238:VAL:N	2.35	0.41
2:K:306:ARG:HD3	2:K:336:HIS:CB	2.45	0.41
2:K:351:GLU:CB	2:K:353:PHE:HB3	2.47	0.41
2:K:429:THR:HB	2:K:431:MET:HG3	2.02	0.41
2:L:46:ARG:NH2	2:L:118:VAL:HA	2.35	0.41
2:L:100:GLN:CB	2:L:105:GLU:CG	2.93	0.41
1:A:113:ASN:ND2	1:A:115:ASP:N	2.42	0.41
1:A:253:HIS:N	1:A:260:MET:HE1	2.31	0.41
1:A:406:LEU:O	1:A:409:HIS:HB3	2.21	0.41
1:A:606:LEU:O	1:A:607:THR:HG22	2.21	0.41
1:A:960:THR:HA	1:A:961:PRO:HD3	1.92	0.41
1:A:1230:GLN:C	1:A:1231:LEU:HD23	2.41	0.41
1:A:1375:ILE:HD13	1:A:1375:ILE:HG21	1.75	0.41
1:A:1407:ASP:O	1:A:1409:SER:N	2.53	0.41
1:B:342:VAL:HG11	1:B:390:MET:HE2	2.03	0.41

*Continued on next page...*

*Continued from previous page...*

Atom-1	Atom-2	Interatomic distance (Å)	Clash overlap (Å)
1:B:364:ILE:HD12	1:B:374:ILE:HD11	2.00	0.41
1:B:438:GLU:HG3	1:B:693:MET:CG	2.50	0.41
1:B:588:ARG:HH11	1:B:588:ARG:HD3	1.68	0.41
1:B:608:ASP:OD2	1:B:646:THR:HA	2.20	0.41
1:B:661:VAL:HG12	1:B:661:VAL:O	2.21	0.41
1:B:856:PRO:HG2	1:B:1093:GLY:HA3	2.02	0.41
1:B:991:ASN:HA	1:B:992:PRO:HD2	1.83	0.41
1:B:1250:VAL:HG13	1:B:1259:LEU:HD12	2.01	0.41
1:C:77:PHE:HB3	1:C:126:PRO:CB	2.50	0.41
1:C:420:VAL:HG12	1:C:421:GLN:N	2.35	0.41
1:C:461:MET:HA	1:C:461:MET:HE3	2.02	0.41
1:C:537:GLU:C	1:C:539:GLN:N	2.74	0.41
1:C:629:THR:O	1:C:631:LEU:N	2.53	0.41
1:C:653:HIS:O	1:C:655:PHE:N	2.53	0.41
1:C:696:TYR:CZ	1:C:700:ILE:HD11	2.55	0.41
1:C:784:SER:HB3	1:C:785:GLY:H	1.66	0.41
1:C:890:ASP:HA	1:C:891:PRO:HD3	1.85	0.41
1:C:1039:LYS:O	1:C:1040:PHE:CD1	2.73	0.41
1:C:1147:ARG:HH11	1:C:1147:ARG:HD3	1.57	0.41
1:C:1424:LEU:HD23	1:C:1424:LEU:C	2.40	0.41
1:D:410:LEU:HD12	1:D:410:LEU:N	2.36	0.41
1:D:481:ASP:HB2	1:D:1038:ILE:HG22	2.03	0.41
1:D:536:ASP:OD1	1:D:538:THR:N	2.54	0.41
1:D:913:GLY:CA	1:D:1349:ARG:CD	2.94	0.41
1:D:948:LYS:C	1:D:950:THR:H	2.23	0.41
1:D:1230:GLN:HB2	1:F:877:ARG:CD	2.48	0.41
1:D:1458:VAL:HA	1:D:1459:PRO:HD3	1.90	0.41
1:D:1461:GLU:H	1:D:1461:GLU:HG2	1.64	0.41
1:E:263:LEU:HA	1:E:263:LEU:HD12	1.01	0.41
1:E:352:PRO:HB2	1:E:367:SER:O	2.20	0.41
1:E:447:LEU:CD1	1:E:451:GLN:CG	2.96	0.41
1:E:545:LEU:HA	1:E:545:LEU:HD23	1.19	0.41
1:E:734:LEU:HD12	1:E:738:HIS:CD2	2.41	0.41
1:F:520:MET:HE3	1:F:705:LEU:HB3	2.01	0.41
1:F:754:ILE:HG22	1:F:755:GLN:N	2.34	0.41
2:G:46:ARG:NH2	2:G:118:VAL:HA	2.35	0.41
2:G:113:SER:HB3	2:G:115:HIS:CD2	2.55	0.41
2:G:119:THR:OG1	2:G:122:SER:HB3	2.21	0.41
2:G:153:ILE:HG22	2:G:237:LEU:O	2.20	0.41
2:H:110:ILE:HD11	2:H:118:VAL:CA	2.48	0.41
2:I:181:ARG:CG	2:I:182:MET:N	2.83	0.41

*Continued on next page...*

*Continued from previous page...*

Atom-1	Atom-2	Interatomic distance (Å)	Clash overlap (Å)
2:I:351:GLU:CB	2:I:353:PHE:HB3	2.47	0.41
2:I:353:PHE:CD1	2:I:382:VAL:CG1	3.01	0.41
2:I:358:VAL:CG2	2:I:365:VAL:CG1	2.94	0.41
2:J:152:VAL:CG2	2:J:153:ILE:N	2.82	0.41
2:J:316:VAL:HG12	2:J:342:VAL:HG13	2.02	0.41
2:J:353:PHE:N	2:J:369:LEU:HD23	2.36	0.41
2:J:429:THR:CB	2:J:431:MET:HE2	2.50	0.41
2:K:469:LYS:O	2:K:472:ALA:HB3	2.20	0.41
2:L:181:ARG:CG	2:L:182:MET:N	2.83	0.41
2:L:212:VAL:HG12	2:L:212:VAL:H	1.49	0.41
2:L:359:VAL:O	2:L:359:VAL:HG13	2.20	0.41
2:L:469:LYS:O	2:L:472:ALA:HB3	2.20	0.41
1:A:24:ALA:C	1:A:26:LYS:H	2.23	0.41
1:A:149:TYR:HE2	1:A:263:LEU:HD21	1.86	0.41
1:A:273:ASP:OD1	1:A:273:ASP:N	2.54	0.41
1:A:289:ARG:HD3	1:A:293:MET:HE2	2.02	0.41
1:A:605:ILE:HA	1:A:643:ASN:O	2.19	0.41
1:A:833:SER:HB2	1:A:1167:LEU:HD22	2.03	0.41
1:A:914:ARG:HH22	1:A:973:ASP:CG	2.23	0.41
1:A:1356:VAL:CG1	1:A:1431:HIS:CG	3.03	0.41
1:A:1447:TRP:NE1	1:A:1451:VAL:HG21	2.35	0.41
1:A:1466:LEU:O	1:A:1468:VAL:N	2.53	0.41
1:B:30:HIS:HE2	1:B:31:ARG:HD2	1.86	0.41
1:B:53:LYS:O	1:B:54:PHE:C	2.58	0.41
1:B:227:MET:HE2	1:B:282:GLU:HG3	2.01	0.41
1:B:232:GLY:HA3	1:B:330:PRO:O	2.20	0.41
1:B:244:MET:O	1:B:245:LYS:C	2.57	0.41
1:B:330:PRO:HA	1:B:350:LEU:HB2	2.03	0.41
1:B:410:LEU:HD12	1:B:410:LEU:N	2.36	0.41
1:B:505:GLN:HE22	1:B:1001:VAL:N	2.17	0.41
1:B:561:TYR:CD1	1:B:561:TYR:O	2.74	0.41
1:B:807:TYR:O	1:B:810:PHE:HB3	2.20	0.41
1:B:843:VAL:CG1	1:B:844:GLU:H	2.32	0.41
1:B:970:PRO:O	1:B:970:PRO:CG	2.68	0.41
1:B:1066:ARG:NH1	1:B:1089:GLU:OE2	2.53	0.41
1:B:1158:LEU:HD12	1:B:1158:LEU:HA	1.80	0.41
1:C:112:ILE:HA	1:C:191:PHE:O	2.20	0.41
1:C:165:ASN:O	1:C:166:ASP:HB2	2.20	0.41
1:C:230:HIS:CD2	1:C:230:HIS:C	2.94	0.41
1:C:284:MET:CE	1:C:294:VAL:HG13	2.50	0.41
1:C:348:ASN:O	1:C:349:GLY:C	2.58	0.41

*Continued on next page...*

*Continued from previous page...*

Atom-1	Atom-2	Interatomic distance (Å)	Clash overlap (Å)
1:C:419:TRP:CE3	1:C:537:GLU:HA	2.55	0.41
1:C:555:PHE:CD1	1:C:556:ARG:N	2.89	0.41
1:C:565:THR:CG2	1:C:603:HIS:HD2	2.33	0.41
1:C:1236:ARG:O	1:C:1238:THR:N	2.53	0.41
1:D:42:ASP:HB2	1:D:210:ARG:O	2.20	0.41
1:D:175:ARG:NH2	1:D:203:ASP:OD2	2.54	0.41
1:D:230:HIS:CE1	1:D:234:ILE:HG13	2.55	0.41
1:D:290:THR:HG22	1:D:292:PRO:CD	2.48	0.41
1:D:492:TYR:CD1	1:D:492:TYR:C	2.94	0.41
1:D:504:SER:HB2	1:D:508:ASN:OD1	2.21	0.41
1:D:609:GLU:C	1:D:611:MET:H	2.22	0.41
1:E:10:ASP:OD1	1:E:10:ASP:C	2.59	0.41
1:E:24:ALA:C	1:E:26:LYS:H	2.23	0.41
1:E:121:ALA:C	1:E:123:ALA:N	2.73	0.41
1:E:304:THR:HG21	1:E:518:ARG:HD2	2.03	0.41
1:E:419:TRP:CE3	1:E:537:GLU:HA	2.55	0.41
1:E:420:VAL:HG12	1:E:421:GLN:N	2.35	0.41
1:E:479:MET:HG3	1:E:1104:MET:HE1	1.97	0.41
1:E:520:MET:O	1:E:521:SER:CB	2.69	0.41
1:E:763:ALA:O	1:E:764:THR:C	2.58	0.41
1:E:930:ILE:CD1	1:E:983:LEU:HD13	2.43	0.41
1:E:1059:ASN:HD22	1:E:1059:ASN:N	2.19	0.41
1:E:1062:ARG:HH11	1:E:1062:ARG:HD3	1.53	0.41
1:E:1356:VAL:CG1	1:E:1431:HIS:CG	3.03	0.41
1:F:505:GLN:HE22	1:F:1001:VAL:N	2.17	0.41
1:F:555:PHE:CD1	1:F:556:ARG:N	2.77	0.41
1:F:732:ARG:H	1:F:747:SER:HA	1.85	0.41
1:F:780:ARG:NH2	2:I:54:PHE:HD1	2.18	0.41
1:F:807:TYR:O	1:F:810:PHE:HB3	2.20	0.41
1:F:937:LYS:N	1:F:938:PRO:HD3	2.35	0.41
1:F:1219:ALA:HA	1:F:1229:MET:HE1	2.01	0.41
2:G:319:LEU:CD2	2:G:320:TYR:N	2.83	0.41
2:G:449:LEU:CD2	2:G:451:VAL:CG1	2.89	0.41
2:H:51:GLY:O	2:H:52:VAL:HG23	2.16	0.41
2:H:63:ASN:CG	2:H:68:TRP:CZ3	2.94	0.41
2:H:365:VAL:H	2:H:365:VAL:HG12	1.52	0.41
2:I:31:ILE:CG1	2:I:193:PHE:HD1	2.34	0.41
2:I:181:ARG:HB3	2:I:181:ARG:CZ	2.51	0.41
2:I:197:LYS:CB	2:I:273:LEU:HG	2.48	0.41
2:I:249:LYS:HD2	2:I:258:ILE:HD13	2.02	0.41
2:I:304:CYS:CA	2:I:307:THR:HG22	2.48	0.41

*Continued on next page...*



*Continued from previous page...*

Atom-1	Atom-2	Interatomic distance (Å)	Clash overlap (Å)
2:I:427:HIS:ND1	2:I:428:ARG:HG3	2.36	0.41
2:J:32:TYR:CD2	2:J:194:LYS:HA	2.55	0.41
2:J:181:ARG:HB3	2:J:181:ARG:CZ	2.51	0.41
2:J:190:ILE:HB	2:J:195:LEU:HD23	2.03	0.41
2:J:197:LYS:CD	2:J:274:GLY:N	2.83	0.41
2:J:427:HIS:ND1	2:J:428:ARG:HG3	2.36	0.41
2:J:447:ALA:CB	2:J:452:TRP:CE3	2.92	0.41
2:K:181:ARG:CG	2:K:182:MET:N	2.83	0.41
2:K:449:LEU:HD12	8:K:484:FAD:O2	2.20	0.41
2:L:31:ILE:CG1	2:L:193:PHE:HD1	2.33	0.41
2:L:119:THR:OG1	2:L:122:SER:HB3	2.21	0.41
2:L:449:LEU:HD12	8:L:484:FAD:O2	2.20	0.41
1:A:90:ARG:HB3	1:A:107:TRP:CZ2	2.55	0.41
1:A:97:ILE:HA	1:A:151:ILE:HD13	2.01	0.41
1:A:189:THR:O	1:A:189:THR:HG23	2.20	0.41
1:A:832:ARG:HH11	1:A:832:ARG:HD2	1.73	0.41
1:A:843:VAL:CG1	1:A:844:GLU:H	2.30	0.41
1:A:894:PHE:CZ	1:A:924:GLN:HG3	2.55	0.41
1:A:985:TYR:CD1	1:A:1207:VAL:HG11	2.54	0.41
1:A:1056:LEU:HD23	1:A:1056:LEU:HA	1.87	0.41
1:A:1131:THR:HG21	1:A:1133:GLU:HB2	2.01	0.41
1:A:1210:THR:CG2	1:A:1211:LEU:N	2.47	0.41
1:A:1226:GLY:O	1:A:1227:GLU:C	2.59	0.41
1:A:1235:ALA:HA	1:A:1239:GLN:OE1	2.21	0.41
1:B:5:PHE:CZ	1:B:365:GLY:HA3	2.55	0.41
1:B:242:ASN:C	1:B:244:MET:N	2.72	0.41
1:B:457:THR:HA	1:B:773:LEU:HB3	2.02	0.41
1:B:764:THR:CG2	1:B:764:THR:O	2.63	0.41
1:B:997:THR:CG2	1:B:998:VAL:N	2.83	0.41
1:B:1354:THR:HA	1:B:1372:THR:O	2.21	0.41
1:B:1354:THR:HG21	1:B:1427:LEU:HD21	2.03	0.41
1:C:195:LEU:HD23	1:C:195:LEU:HA	1.57	0.41
1:C:520:MET:O	1:C:521:SER:CB	2.69	0.41
1:C:606:LEU:O	1:C:607:THR:HG22	2.21	0.41
1:C:622:LEU:HD13	1:C:739:PHE:HZ	1.85	0.41
1:C:706:LYS:NZ	1:C:1034:PRO:HG2	2.36	0.41
1:C:864:SER:HB3	1:C:1116:GLY:O	2.21	0.41
1:C:1057:THR:CG2	1:C:1190:VAL:HG11	2.50	0.41
1:C:1111:ASN:OD1	1:C:1119:VAL:CG2	2.37	0.41
1:C:1230:GLN:C	1:C:1231:LEU:HD23	2.41	0.41
1:C:1394:VAL:CG1	1:C:1401:LEU:CD2	2.95	0.41

*Continued on next page...*

*Continued from previous page...*

Atom-1	Atom-2	Interatomic distance (Å)	Clash overlap (Å)
1:D:30:HIS:HE2	1:D:31:ARG:HD2	1.86	0.41
1:D:540:THR:O	1:D:542:LEU:HG	2.20	0.41
1:D:570:ASP:OD1	1:D:570:ASP:C	2.59	0.41
1:D:868:HIS:O	1:D:870:THR:N	2.53	0.41
1:D:1435:THR:CG2	1:D:1437:SER:CB	2.99	0.41
1:E:339:ARG:O	1:E:395:LEU:HB2	2.21	0.41
1:E:555:PHE:CD1	1:E:556:ARG:N	2.89	0.41
1:E:631:LEU:HA	1:E:631:LEU:HD22	1.39	0.41
1:E:932:VAL:O	1:E:933:ALA:CB	2.45	0.41
1:E:1235:ALA:HA	1:E:1239:GLN:OE1	2.21	0.41
1:E:1394:VAL:CG1	1:E:1401:LEU:CD2	2.95	0.41
1:F:98:LEU:HA	1:F:98:LEU:HD23	1.62	0.41
1:F:458:MET:O	1:F:461:MET:N	2.50	0.41
1:F:559:ARG:O	1:F:559:ARG:NE	2.46	0.41
1:F:802:VAL:CG2	1:F:1137:ASN:HB2	2.46	0.41
1:F:802:VAL:CG2	1:F:1134:LYS:O	2.69	0.41
1:F:1105:VAL:HG13	1:F:1107:GLN:CG	2.48	0.41
2:G:64:ASN:OD1	2:G:66:PRO:HG2	2.20	0.41
2:G:237:LEU:HD22	2:G:238:VAL:N	2.35	0.41
2:G:252:GLY:HA3	2:G:258:ILE:HG21	2.02	0.41
2:G:359:VAL:O	2:G:359:VAL:HG13	2.20	0.41
2:G:366:ARG:HG2	2:G:391:GLN:CA	2.29	0.41
2:G:378:GLN:O	2:G:378:GLN:HG2	2.20	0.41
2:H:26:GLN:HG3	2:H:310:ARG:O	2.20	0.41
2:H:249:LYS:HD2	2:H:258:ILE:HD13	2.02	0.41
2:H:264:TYR:CE2	2:H:307:THR:CG2	2.94	0.41
2:H:291:HIS:HD2	2:H:392:ALA:HB2	1.84	0.41
2:H:322:ARG:CD	2:H:349:ALA:CB	2.94	0.41
2:H:418:THR:N	2:H:424:LEU:CD2	2.83	0.41
2:H:425:VAL:HG21	2:H:444:VAL:HG22	2.01	0.41
2:H:469:LYS:O	2:H:472:ALA:HB3	2.20	0.41
2:I:148:LEU:CB	2:I:234:VAL:CG2	2.97	0.41
2:I:252:GLY:HA3	2:I:258:ILE:HG21	2.02	0.41
2:I:255:LEU:HD22	2:I:255:LEU:HA	1.92	0.41
2:I:353:PHE:N	2:I:369:LEU:HD23	2.36	0.41
2:I:429:THR:CG2	2:I:431:MET:HE2	2.51	0.41
2:J:31:ILE:CG1	2:J:193:PHE:HD1	2.34	0.41
2:J:100:GLN:HB3	2:J:105:GLU:CD	2.41	0.41
2:J:137:VAL:HG12	2:J:139:PRO:HD3	2.03	0.41
2:J:306:ARG:HD3	2:J:336:HIS:CB	2.45	0.41
2:J:469:LYS:O	2:J:472:ALA:HB3	2.20	0.41

*Continued on next page...*

*Continued from previous page...*

Atom-1	Atom-2	Interatomic distance (Å)	Clash overlap (Å)
2:K:59:CYS:SG	2:K:61:VAL:CG1	3.05	0.41
2:K:137:VAL:HG12	2:K:139:PRO:HD3	2.03	0.41
2:K:153:ILE:CG1	2:K:220:VAL:CG1	2.95	0.41
2:K:153:ILE:HG22	2:K:237:LEU:O	2.20	0.41
2:K:190:ILE:CG2	2:K:191:PRO:HD2	2.49	0.41
2:K:257:ASN:ND2	2:K:395:VAL:HG22	2.34	0.41
2:L:32:TYR:CD2	2:L:194:LYS:HA	2.55	0.41
2:L:63:ASN:CG	2:L:68:TRP:CZ3	2.94	0.41
2:L:63:ASN:OD1	2:L:68:TRP:CH2	2.74	0.41
2:L:319:LEU:CD2	2:L:320:TYR:N	2.83	0.41
1:A:355:TYR:CZ	1:A:383:GLY:HA3	2.56	0.41
1:A:391:ILE:O	1:A:391:ILE:CG2	2.63	0.41
1:A:635:ASN:O	1:A:636:LEU:HD13	2.20	0.41
1:A:732:ARG:O	1:A:733:ALA:C	2.59	0.41
1:A:900:GLY:HA2	1:C:1263:HIS:CE1	2.31	0.41
1:A:1124:LEU:HD12	1:A:1124:LEU:HA	1.28	0.41
1:A:1218:ASP:OD1	1:E:851:LYS:NZ	2.54	0.41
1:A:1229:MET:C	1:E:877:ARG:CG	2.89	0.41
1:B:116:ILE:HD11	1:B:191:PHE:HB2	2.01	0.41
1:B:463:LEU:HD23	1:B:463:LEU:HA	1.20	0.41
1:B:500:ARG:HD2	1:B:728:ILE:HG21	2.02	0.41
1:B:570:ASP:OD1	1:B:570:ASP:C	2.59	0.41
1:B:660:GLY:HA2	1:B:721:GLY:N	2.33	0.41
1:B:756:LYS:HE2	1:B:1177:HIS:CD2	2.56	0.41
1:B:969:PRO:N	1:B:970:PRO:CD	2.84	0.41
1:B:987:LEU:HD23	1:B:987:LEU:HA	1.80	0.41
1:B:1230:GLN:O	1:B:1231:LEU:HD23	2.21	0.41
1:C:80:ARG:O	1:C:80:ARG:CG	2.69	0.41
1:C:228:LEU:HD12	1:C:228:LEU:HA	1.29	0.41
1:C:273:ASP:OD1	1:C:273:ASP:N	2.54	0.41
1:C:290:THR:HG21	1:C:292:PRO:HD2	1.81	0.41
1:C:573:PHE:CB	1:C:574:PRO:CD	2.96	0.41
1:C:1009:ILE:O	1:C:1010:ALA:C	2.59	0.41
1:C:1075:THR:HG23	1:C:1076:GLY:N	2.36	0.41
1:D:105:TYR:H	1:D:105:TYR:HD1	1.68	0.41
1:D:438:GLU:OE2	1:D:553:ALA:HB3	2.20	0.41
1:D:622:LEU:HD12	1:D:622:LEU:HA	1.59	0.41
1:D:739:PHE:HB3	1:D:740:PRO:HD2	2.03	0.41
1:D:770:VAL:O	1:D:770:VAL:CG1	2.67	0.41
1:D:1043:LEU:O	1:D:1044:PRO:C	2.58	0.41
1:D:1222:LEU:N	1:D:1229:MET:HE2	2.34	0.41

*Continued on next page...*

*Continued from previous page...*

Atom-1	Atom-2	Interatomic distance (Å)	Clash overlap (Å)
1:D:1226:GLY:HA3	1:F:896:PRO:HG3	2.03	0.41
1:D:1463:LEU:HA	1:D:1463:LEU:HD23	1.71	0.41
1:E:464:ILE:CD1	1:E:779:TYR:CZ	2.94	0.41
1:E:701:ASP:C	1:E:703:GLY:N	2.71	0.41
1:E:803:THR:O	1:E:803:THR:CG2	2.62	0.41
1:E:978:GLU:HG3	1:E:979:ASP:H	1.85	0.41
1:E:1047:MET:O	1:E:1048:GLY:C	2.56	0.41
1:E:1105:VAL:HG23	2:L:54:PHE:CE1	2.56	0.41
1:E:1425:LYS:HD3	1:E:1447:TRP:CD1	2.56	0.41
1:F:410:LEU:HD12	1:F:410:LEU:N	2.36	0.41
1:F:622:LEU:HD12	1:F:622:LEU:HA	1.59	0.41
1:F:647:ALA:HB2	1:F:669:TYR:OH	2.19	0.41
1:F:856:PRO:HG2	1:F:1093:GLY:HA3	2.02	0.41
1:F:1150:LEU:O	1:F:1153:LEU:N	2.54	0.41
1:F:1212:ASP:OD1	1:F:1243:GLY:N	2.34	0.41
1:F:1221:PRO:CD	1:F:1229:MET:HE1	2.32	0.41
1:F:1222:LEU:HD12	1:F:1222:LEU:O	2.20	0.41
1:F:1354:THR:HG21	1:F:1427:LEU:HD21	2.03	0.41
1:F:1462:MET:O	1:F:1466:LEU:HB2	2.21	0.41
2:G:93:ILE:O	2:G:96:ARG:HG2	2.21	0.41
2:G:120:ILE:O	2:G:120:ILE:HG22	2.20	0.41
2:G:144:ARG:HD3	2:G:465:HIS:ND1	2.36	0.41
2:H:319:LEU:C	2:H:319:LEU:HD22	2.40	0.41
2:I:69:LEU:HA	2:I:72:THR:CG2	2.51	0.41
2:I:119:THR:O	2:I:123:VAL:HG22	2.21	0.41
2:I:432:THR:CG2	2:I:437:VAL:HG13	2.50	0.41
2:J:288:ALA:CB	2:J:311:GLN:HG3	2.50	0.41
2:K:69:LEU:HA	2:K:72:THR:CG2	2.51	0.41
2:K:113:SER:HB3	2:K:115:HIS:CD2	2.55	0.41
2:K:119:THR:O	2:K:123:VAL:HG22	2.21	0.41
2:K:181:ARG:HB3	2:K:181:ARG:HH11	1.85	0.41
2:L:150:VAL:CG2	2:L:151:GLY:N	2.82	0.41
2:L:316:VAL:HG12	2:L:342:VAL:HG13	2.02	0.41
2:L:353:PHE:CD1	2:L:382:VAL:CG1	3.01	0.41
1:A:309:THR:HG21	1:A:314:LYS:HG3	2.02	0.41
1:A:339:ARG:O	1:A:395:LEU:HB2	2.21	0.41
1:A:696:TYR:CZ	1:A:700:ILE:HD11	2.55	0.41
1:A:842:GLU:O	1:A:1156:ARG:HG2	2.21	0.41
1:B:117:ILE:HD12	1:B:117:ILE:HG21	1.49	0.41
1:B:218:THR:CG2	1:B:221:LEU:H	2.30	0.41
1:B:864:SER:O	1:B:864:SER:OG	2.37	0.41

*Continued on next page...*

*Continued from previous page...*

Atom-1	Atom-2	Interatomic distance (Å)	Clash overlap (Å)
1:B:948:LYS:C	1:B:950:THR:H	2.23	0.41
1:B:1135:VAL:O	1:B:1138:LEU:N	2.54	0.41
1:C:309:THR:HB	1:C:314:LYS:CE	2.51	0.41
1:C:691:LYS:O	1:C:691:LYS:HG3	2.20	0.41
1:C:735:VAL:HG23	1:C:735:VAL:H	1.49	0.41
1:C:780:ARG:NH2	2:K:54:PHE:HD1	2.16	0.41
1:C:894:PHE:CD1	1:C:904:ASN:ND2	2.88	0.41
1:C:978:GLU:HG3	1:C:979:ASP:H	1.85	0.41
1:C:1131:THR:HG22	1:C:1133:GLU:H	1.81	0.41
1:C:1401:LEU:HD11	1:C:1405:ILE:CD1	2.50	0.41
1:D:56:LYS:CG	1:D:71:LEU:HD22	2.49	0.41
1:D:120:LYS:HE2	1:D:120:LYS:HA	2.00	0.41
1:D:608:ASP:OD2	1:D:646:THR:HA	2.20	0.41
1:D:875:MET:SD	1:D:1139:PHE:CE2	3.14	0.41
1:D:999:LYS:CG	1:D:1022:LEU:CD2	2.64	0.41
1:D:1113:CYS:C	1:D:1115:VAL:N	2.69	0.41
1:D:1138:LEU:HD12	1:D:1138:LEU:HA	1.66	0.41
1:D:1228:LYS:CB	1:F:901:ASP:OD1	2.59	0.41
1:E:273:ASP:OD1	1:E:273:ASP:N	2.54	0.41
1:E:376:GLU:HG3	1:E:1310:THR:OG1	2.20	0.41
1:E:558:MET:C	1:E:560:ASP:H	2.24	0.41
1:E:598:ARG:HH11	1:E:598:ARG:HD3	1.72	0.41
1:E:622:LEU:HD13	1:E:739:PHE:HZ	1.85	0.41
1:E:691:LYS:O	1:E:691:LYS:HG3	2.20	0.41
1:E:706:LYS:NZ	1:E:1034:PRO:HG2	2.36	0.41
1:E:732:ARG:O	1:E:733:ALA:C	2.59	0.41
1:E:1170:GLN:HB2	1:E:1183:LEU:HD12	2.02	0.41
1:E:1395:TYR:HD2	1:E:1454:PHE:CE1	2.39	0.41
1:E:1465:ARG:HE	1:E:1465:ARG:HB3	1.62	0.41
1:F:117:ILE:HD12	1:F:117:ILE:HG21	1.49	0.41
1:F:230:HIS:CE1	1:F:234:ILE:HG13	2.55	0.41
1:F:248:GLU:C	1:F:250:ARG:N	2.73	0.41
1:F:457:THR:HA	1:F:773:LEU:HB3	2.02	0.41
1:F:561:TYR:CD1	1:F:561:TYR:O	2.74	0.41
1:F:661:VAL:HG12	1:F:661:VAL:O	2.21	0.41
1:F:875:MET:SD	1:F:1139:PHE:CE2	3.14	0.41
1:F:1047:MET:HB2	1:F:1048:GLY:H	1.77	0.41
1:F:1427:LEU:O	1:F:1428:ILE:C	2.56	0.41
2:G:31:ILE:CG1	2:G:193:PHE:HD1	2.34	0.41
2:G:145:GLU:O	2:G:171:TYR:CE1	2.74	0.41
2:H:64:ASN:OD1	2:H:66:PRO:HG2	2.20	0.41

*Continued on next page...*

*Continued from previous page...*

Atom-1	Atom-2	Interatomic distance (Å)	Clash overlap (Å)
2:H:69:LEU:HA	2:H:72:THR:CG2	2.51	0.41
2:H:93:ILE:O	2:H:96:ARG:HG2	2.21	0.41
2:H:113:SER:HB3	2:H:115:HIS:CD2	2.55	0.41
2:H:120:ILE:O	2:H:120:ILE:HG22	2.20	0.41
2:H:137:VAL:HG12	2:H:139:PRO:HD3	2.03	0.41
2:H:181:ARG:HE	2:H:187:VAL:CG1	2.34	0.41
2:H:197:LYS:CD	2:H:274:GLY:N	2.83	0.41
2:H:353:PHE:N	2:H:369:LEU:HD23	2.36	0.41
2:H:432:THR:CG2	2:H:437:VAL:HG13	2.50	0.41
2:H:449:LEU:HD12	8:H:484:FAD:O2	2.20	0.41
2:I:119:THR:OG1	2:I:122:SER:HB3	2.21	0.41
2:I:173:VAL:CG2	2:I:174:HIS:N	2.81	0.41
2:I:418:THR:CB	2:I:424:LEU:CD1	2.93	0.41
2:J:71:LEU:CD1	2:J:80:ALA:N	2.81	0.41
2:J:249:LYS:HD2	2:J:258:ILE:HD13	2.02	0.41
2:J:277:VAL:CG1	2:J:278:GLU:N	2.81	0.41
2:K:28:PHE:HZ	2:K:285:LEU:HD21	1.83	0.41
2:K:63:ASN:CG	2:K:68:TRP:CZ3	2.94	0.41
2:K:120:ILE:O	2:K:120:ILE:HG22	2.20	0.41
2:K:181:ARG:HB3	2:K:181:ARG:CZ	2.51	0.41
2:K:190:ILE:HB	2:K:195:LEU:HD23	2.03	0.41
2:K:240:THR:HG23	2:K:443:ILE:HG21	2.01	0.41
2:L:119:THR:O	2:L:123:VAL:HG22	2.21	0.41
2:L:469:LYS:HZ2	2:L:476:VAL:HB	1.85	0.41
1:A:98:LEU:HD23	1:A:98:LEU:HA	1.82	0.41
1:A:237:VAL:C	1:A:239:GLY:N	2.73	0.41
1:A:256:PHE:O	1:A:257:GLY:C	2.56	0.41
1:A:333:LEU:HD23	1:A:333:LEU:HA	1.85	0.41
1:A:348:ASN:O	1:A:349:GLY:C	2.58	0.41
1:A:386:GLY:H	1:A:389:GLU:CG	2.33	0.41
1:A:420:VAL:C	1:A:422:ASN:H	2.23	0.41
1:A:583:ARG:NE	1:A:587:ARG:NH1	2.68	0.41
1:A:622:LEU:HD13	1:A:739:PHE:HZ	1.85	0.41
1:A:745:ARG:C	1:A:746:ILE:HG13	2.40	0.41
1:A:978:GLU:HG3	1:A:979:ASP:H	1.85	0.41
1:A:1009:ILE:O	1:A:1010:ALA:C	2.59	0.41
1:A:1059:ASN:HD22	1:A:1059:ASN:N	2.19	0.41
1:A:1085:LEU:N	1:A:1085:LEU:HD23	2.36	0.41
1:A:1113:CYS:C	1:A:1115:VAL:N	2.71	0.41
1:A:1158:LEU:HA	1:A:1158:LEU:HD12	1.62	0.41
1:A:1170:GLN:HB2	1:A:1183:LEU:HD12	2.02	0.41

*Continued on next page...*

*Continued from previous page...*

Atom-1	Atom-2	Interatomic distance (Å)	Clash overlap (Å)
1:A:1302:GLY:H	1:A:1333:ALA:C	2.24	0.41
1:A:1370:GLY:N	1:A:1389:GLY:O	2.53	0.41
1:A:1374:VAL:HG12	1:A:1375:ILE:H	1.86	0.41
1:B:240:ASN:HB3	1:B:327:TRP:CH2	2.56	0.41
1:B:317:ILE:C	1:B:321:ASN:HD22	2.18	0.41
1:B:458:MET:O	1:B:461:MET:N	2.50	0.41
1:B:515:ARG:H	1:B:515:ARG:HG3	1.63	0.41
1:B:648:GLU:O	1:B:648:GLU:HG2	2.21	0.41
1:B:732:ARG:O	1:B:733:ALA:C	2.58	0.41
1:B:896:PRO:HG3	1:F:1226:GLY:HA3	2.03	0.41
1:B:957:ARG:HD2	1:B:965:LEU:HD12	2.02	0.41
1:B:1129:VAL:HG23	1:B:1129:VAL:O	2.19	0.41
1:B:1132:PRO:O	1:B:1133:GLU:C	2.56	0.41
1:B:1143:ALA:O	1:B:1144:GLU:C	2.58	0.41
1:B:1295:TYR:CD1	1:B:1295:TYR:N	2.87	0.41
1:B:1412:PHE:CD1	1:B:1412:PHE:N	2.88	0.41
1:B:1435:THR:CG2	1:B:1437:SER:CB	2.99	0.41
1:C:24:ALA:C	1:C:26:LYS:H	2.23	0.41
1:C:97:ILE:HA	1:C:151:ILE:HD13	2.01	0.41
1:C:320:CYS:O	1:C:322:SER:N	2.54	0.41
1:C:443:ASP:OD2	1:C:445:ALA:HB3	2.21	0.41
1:C:636:LEU:HA	1:C:636:LEU:HD12	1.61	0.41
1:C:651:ASP:OD1	1:C:651:ASP:N	2.43	0.41
1:C:763:ALA:O	1:C:764:THR:C	2.58	0.41
1:C:781:PHE:CE2	2:K:57:VAL:CG1	3.04	0.41
1:C:803:THR:O	1:C:803:THR:CG2	2.62	0.41
1:C:833:SER:HB2	1:C:1167:LEU:HD22	2.03	0.41
1:C:864:SER:HB3	1:C:1117:VAL:O	2.21	0.41
1:C:894:PHE:CZ	1:C:924:GLN:HG3	2.55	0.41
1:C:976:SER:O	1:C:979:ASP:N	2.54	0.41
1:C:1374:VAL:HG12	1:C:1375:ILE:H	1.86	0.41
1:C:1407:ASP:O	1:C:1409:SER:N	2.53	0.41
1:C:1450:GLU:O	1:C:1451:VAL:C	2.57	0.41
1:D:491:LYS:HE2	1:D:785:GLY:HA3	2.02	0.41
1:D:559:ARG:O	1:D:559:ARG:HG3	2.17	0.41
1:D:783:LYS:H	2:H:56:GLN:HG3	1.86	0.41
1:D:839:PRO:CG	1:D:842:GLU:OE1	2.69	0.41
1:D:937:LYS:N	1:D:938:PRO:HD3	2.35	0.41
1:D:970:PRO:O	1:D:970:PRO:CG	2.68	0.41
1:D:1047:MET:HB2	1:D:1048:GLY:H	1.77	0.41
1:D:1066:ARG:NH1	1:D:1089:GLU:OE2	2.53	0.41

*Continued on next page...*

*Continued from previous page...*

Atom-1	Atom-2	Interatomic distance (Å)	Clash overlap (Å)
1:D:1135:VAL:O	1:D:1138:LEU:N	2.54	0.41
1:D:1354:THR:HG21	1:D:1427:LEU:HD21	2.03	0.41
1:D:1412:PHE:CD1	1:D:1412:PHE:N	2.88	0.41
1:E:42:ASP:OD1	1:E:212:SER:OG	2.39	0.41
1:E:195:LEU:HA	1:E:195:LEU:HD23	1.57	0.41
1:E:292:PRO:O	1:E:293:MET:C	2.55	0.41
1:E:355:TYR:CZ	1:E:383:GLY:HA3	2.56	0.41
1:E:426:LEU:CD2	1:E:543:LEU:CB	2.93	0.41
1:E:476:ILE:CG2	1:E:477:GLY:N	2.83	0.41
1:E:486:ALA:O	1:E:487:VAL:C	2.58	0.41
1:E:562:MET:HE1	1:E:605:ILE:HD11	2.01	0.41
1:E:782:ARG:C	1:E:784:SER:N	2.70	0.41
1:E:864:SER:HB3	1:E:1117:VAL:O	2.21	0.41
1:E:894:PHE:CD1	1:E:904:ASN:ND2	2.88	0.41
1:E:1039:LYS:O	1:E:1040:PHE:CD1	2.73	0.41
1:E:1057:THR:CG2	1:E:1190:VAL:HG11	2.50	0.41
1:E:1230:GLN:C	1:E:1231:LEU:HD23	2.41	0.41
1:E:1246:LEU:O	1:E:1249:MET:HB2	2.20	0.41
1:E:1370:GLY:N	1:E:1389:GLY:O	2.53	0.41
1:F:30:HIS:HE2	1:F:31:ARG:HD2	1.86	0.41
1:F:87:GLU:O	1:F:90:ARG:N	2.54	0.41
1:F:143:GLN:HE21	1:F:143:GLN:C	2.24	0.41
1:F:504:SER:HB2	1:F:508:ASN:OD1	2.21	0.41
1:F:569:ILE:N	1:F:569:ILE:CD1	2.77	0.41
1:F:695:ASN:O	1:F:696:TYR:C	2.57	0.41
1:F:806:SER:HG	1:F:809:THR:HB	1.86	0.41
1:F:841:ASP:OD1	1:F:841:ASP:N	2.51	0.41
1:F:843:VAL:CG1	1:F:844:GLU:H	2.32	0.41
1:F:918:THR:HG23	1:F:1256:MET:HE2	2.03	0.41
1:F:1066:ARG:NH1	1:F:1089:GLU:OE2	2.53	0.41
1:F:1282:GLN:HA	1:F:1302:GLY:O	2.20	0.41
1:F:1427:LEU:HD23	1:F:1427:LEU:HA	1.94	0.41
1:F:1461:GLU:H	1:F:1461:GLU:HG2	1.64	0.41
1:F:1468:VAL:O	1:F:1469:PRO:C	2.57	0.41
2:G:63:ASN:CG	2:G:68:TRP:CZ3	2.94	0.41
2:G:69:LEU:HA	2:G:72:THR:CG2	2.51	0.41
2:G:137:VAL:HG12	2:G:139:PRO:HD3	2.03	0.41
2:G:186:LEU:HD21	2:G:200:VAL:CB	2.47	0.41
2:G:353:PHE:N	2:G:369:LEU:HD23	2.36	0.41
2:G:358:VAL:HG22	2:G:365:VAL:HG11	1.99	0.41
2:G:425:VAL:HG21	2:G:444:VAL:HG22	2.01	0.41

*Continued on next page...*



*Continued from previous page...*

Atom-1	Atom-2	Interatomic distance (Å)	Clash overlap (Å)
2:G:427:HIS:ND1	2:G:428:ARG:HG3	2.36	0.41
2:H:31:ILE:CG1	2:H:193:PHE:HD1	2.33	0.41
2:H:90:PHE:HZ	2:H:160:LEU:CB	2.33	0.41
2:H:181:ARG:HB3	2:H:181:ARG:CZ	2.51	0.41
2:H:212:VAL:HG12	2:H:212:VAL:H	1.49	0.41
2:H:292:VAL:HG22	2:H:394:LEU:CD1	2.30	0.41
2:H:342:VAL:CG1	2:H:343:GLU:N	2.83	0.41
2:H:351:GLU:CB	2:H:353:PHE:HB3	2.47	0.41
2:H:429:THR:HB	2:H:431:MET:HG3	2.02	0.41
2:H:476:VAL:CG2	2:H:477:ALA:N	2.83	0.41
2:I:51:GLY:O	2:I:52:VAL:HG23	2.16	0.41
2:I:63:ASN:OD1	2:I:68:TRP:CH2	2.74	0.41
2:I:100:GLN:HB3	2:I:105:GLU:CD	2.41	0.41
2:I:153:ILE:HG22	2:I:237:LEU:O	2.20	0.41
2:I:200:VAL:HA	2:I:203:ARG:HD2	1.97	0.41
2:I:291:HIS:HD2	2:I:392:ALA:HB2	1.84	0.41
2:I:316:VAL:HG12	2:I:342:VAL:HG13	2.02	0.41
2:J:69:LEU:HA	2:J:72:THR:CG2	2.51	0.41
2:J:212:VAL:HG12	2:J:212:VAL:H	1.49	0.41
2:J:387:GLU:CG	2:J:388:PHE:N	2.82	0.41
2:J:406:LEU:CD2	2:J:406:LEU:N	2.82	0.41
2:K:144:ARG:HD3	2:K:465:HIS:ND1	2.36	0.41
2:K:212:VAL:HG12	2:K:212:VAL:H	1.49	0.41
2:K:249:LYS:HD2	2:K:258:ILE:HD13	2.02	0.41
2:K:291:HIS:HD2	2:K:392:ALA:HB2	1.84	0.41
2:K:418:THR:N	2:K:424:LEU:CD2	2.83	0.41
2:K:425:VAL:HG21	2:K:444:VAL:HG22	2.01	0.41
2:K:427:HIS:ND1	2:K:428:ARG:HG3	2.36	0.41
2:L:174:HIS:CD2	2:L:176:TYR:CD1	3.08	0.41
2:L:252:GLY:HA3	2:L:258:ILE:HG21	2.02	0.41
2:L:322:ARG:O	2:L:346:TRP:CD1	2.74	0.41
2:L:367:ILE:O	2:L:390:VAL:HG23	2.20	0.41
2:L:427:HIS:ND1	2:L:428:ARG:HG3	2.36	0.41
1:A:240:ASN:O	1:A:241:VAL:C	2.58	0.41
1:A:443:ASP:OD2	1:A:445:ALA:HB3	2.21	0.41
1:A:505:GLN:NE2	1:A:1000:LEU:HB3	2.35	0.41
1:A:706:LYS:NZ	1:A:1034:PRO:HG2	2.36	0.41
1:A:746:ILE:CG2	1:A:747:SER:N	2.76	0.41
1:A:969:PRO:CD	1:A:970:PRO:CD	2.99	0.41
1:A:1021:ILE:HG21	1:A:1021:ILE:HD13	1.81	0.41
1:A:1463:LEU:HA	1:A:1463:LEU:HD23	1.66	0.41

*Continued on next page...*

*Continued from previous page...*

Atom-1	Atom-2	Interatomic distance (Å)	Clash overlap (Å)
1:B:240:ASN:HB3	1:B:327:TRP:CZ2	2.56	0.41
1:B:390:MET:HG3	1:B:406:LEU:CD2	2.48	0.41
1:B:438:GLU:OE2	1:B:553:ALA:HB3	2.20	0.41
1:B:551:THR:OG1	1:B:554:GLU:CG	2.65	0.41
1:B:739:PHE:HB3	1:B:740:PRO:HD2	2.03	0.41
1:B:787:ARG:HH11	1:B:787:ARG:HD3	1.73	0.41
1:B:839:PRO:CG	1:B:842:GLU:OE1	2.69	0.41
1:B:875:MET:SD	1:B:1139:PHE:CE2	3.14	0.41
1:B:1468:VAL:O	1:B:1469:PRO:C	2.57	0.41
1:C:360:ASP:OD1	1:C:360:ASP:N	2.49	0.41
1:C:402:ARG:HH11	1:C:402:ARG:HD3	1.68	0.41
1:C:479:MET:HG3	1:C:1104:MET:HE1	1.99	0.41
1:C:558:MET:C	1:C:560:ASP:N	2.72	0.41
1:C:851:LYS:NZ	1:E:1218:ASP:OD1	2.54	0.41
1:C:896:PRO:HG2	1:E:1226:GLY:CA	2.26	0.41
1:C:1170:GLN:HB2	1:C:1183:LEU:HD12	2.02	0.41
1:C:1466:LEU:O	1:C:1468:VAL:N	2.53	0.41
1:D:143:GLN:C	1:D:143:GLN:HE21	2.24	0.41
1:D:240:ASN:HB3	1:D:327:TRP:CZ2	2.56	0.41
1:D:756:LYS:HE2	1:D:1177:HIS:CD2	2.56	0.41
1:D:860:MET:HE2	1:D:868:HIS:ND1	2.36	0.41
1:D:928:LEU:HD23	1:D:928:LEU:HA	1.65	0.41
1:D:1318:ASN:N	1:D:1318:ASN:HD22	2.08	0.41
1:E:320:CYS:O	1:E:322:SER:N	2.54	0.41
1:E:362:LEU:HD12	1:E:362:LEU:HA	1.88	0.41
1:E:503:PHE:CE2	1:E:938:PRO:HB3	2.56	0.41
1:E:864:SER:HB3	1:E:1116:GLY:O	2.21	0.41
1:E:1075:THR:HG23	1:E:1076:GLY:N	2.36	0.41
1:E:1366:GLU:CG	1:E:1367:TYR:CD2	2.92	0.41
1:F:226:ARG:N	1:F:278:ASP:OD2	2.53	0.41
1:F:492:TYR:CD1	1:F:492:TYR:C	2.94	0.41
1:F:575:VAL:HG13	1:F:759:LEU:HD22	2.03	0.41
1:F:745:ARG:C	1:F:746:ILE:HG13	2.40	0.41
1:F:969:PRO:N	1:F:970:PRO:CD	2.84	0.41
1:F:1190:VAL:HG12	1:F:1191:ASP:N	2.36	0.41
2:G:71:LEU:CD1	2:G:80:ALA:N	2.81	0.41
2:G:305:VAL:HG12	2:G:306:ARG:N	2.33	0.41
2:H:63:ASN:OD1	2:H:68:TRP:CH2	2.74	0.41
2:H:71:LEU:HD12	2:H:80:ALA:CA	2.49	0.41
2:H:110:ILE:HG13	2:H:116:GLY:O	2.21	0.41
2:I:110:ILE:HG13	2:I:116:GLY:O	2.21	0.41

*Continued on next page...*

*Continued from previous page...*

Atom-1	Atom-2	Interatomic distance (Å)	Clash overlap (Å)
2:I:137:VAL:HG12	2:I:139:PRO:HD3	2.03	0.41
2:I:181:ARG:HH11	2:I:181:ARG:CB	2.34	0.41
2:I:190:ILE:HB	2:I:195:LEU:HD23	2.03	0.41
2:I:322:ARG:O	2:I:346:TRP:CD1	2.74	0.41
2:I:409:ALA:O	2:I:413:PRO:HD3	2.21	0.41
2:I:443:ILE:HD12	2:I:443:ILE:C	2.41	0.41
2:K:31:ILE:CG1	2:K:193:PHE:HD1	2.34	0.41
2:K:93:ILE:O	2:K:96:ARG:HG2	2.21	0.41
2:K:476:VAL:CG2	2:K:477:ALA:N	2.83	0.41
2:L:353:PHE:N	2:L:369:LEU:HD23	2.36	0.41
2:L:409:ALA:O	2:L:413:PRO:HD3	2.21	0.41
1:A:227:MET:HE3	1:A:282:GLU:CA	2.41	0.40
1:A:309:THR:HB	1:A:314:LYS:CE	2.51	0.40
1:A:775:VAL:H	1:A:775:VAL:HG23	1.67	0.40
1:A:836:ALA:HB1	1:A:837:PRO:CD	2.52	0.40
1:A:864:SER:HB3	1:A:1117:VAL:O	2.21	0.40
1:A:877:ARG:CG	1:C:1229:MET:C	2.89	0.40
1:A:1108:CYS:SG	6:A:2476:F3S:S2	3.20	0.40
1:A:1131:THR:CG2	1:A:1133:GLU:HB2	2.52	0.40
1:B:68:ASP:OD1	1:B:68:ASP:N	2.54	0.40
1:B:143:GLN:HE21	1:B:143:GLN:C	2.24	0.40
1:B:230:HIS:CE1	1:B:234:ILE:HG13	2.55	0.40
1:B:504:SER:HB2	1:B:508:ASN:OD1	2.21	0.40
1:B:666:VAL:HG13	1:B:667:ASN:N	2.34	0.40
1:B:780:ARG:HH21	2:G:54:PHE:HE1	1.59	0.40
1:B:825:LEU:O	1:B:826:ARG:C	2.59	0.40
1:B:875:MET:O	1:B:877:ARG:N	2.54	0.40
1:C:10:ASP:C	1:C:10:ASP:OD1	2.59	0.40
1:C:30:HIS:CE1	1:C:368:GLU:OE1	2.68	0.40
1:C:233:GLU:O	1:C:329:GLY:HA3	2.21	0.40
1:C:240:ASN:O	1:C:241:VAL:C	2.58	0.40
1:C:304:THR:HG21	1:C:518:ARG:HD2	2.03	0.40
1:C:397:SER:O	1:C:398:GLY:C	2.58	0.40
1:C:782:ARG:CZ	2:K:53:PRO:HD3	2.52	0.40
1:C:856:PRO:C	1:C:883:ASP:HB3	2.41	0.40
1:C:914:ARG:HH22	1:C:973:ASP:CG	2.23	0.40
1:D:447:LEU:HD21	1:D:674:ALA:N	2.36	0.40
1:D:606:LEU:HA	1:D:606:LEU:HD23	1.77	0.40
1:D:782:ARG:NE	2:H:53:PRO:CD	2.81	0.40
1:D:914:ARG:NH2	1:D:973:ASP:OD1	2.54	0.40
1:D:1077:ARG:HG2	1:D:1078:ASP:H	1.86	0.40

*Continued on next page...*

*Continued from previous page...*

Atom-1	Atom-2	Interatomic distance (Å)	Clash overlap (Å)
1:D:1383:PHE:O	1:D:1384:ALA:CB	2.64	0.40
1:E:77:PHE:HB3	1:E:126:PRO:CB	2.50	0.40
1:E:103:TYR:OH	1:F:1178:LEU:HD13	2.20	0.40
1:E:112:ILE:HA	1:E:191:PHE:O	2.20	0.40
1:E:144:PHE:HD1	1:E:144:PHE:HA	1.68	0.40
1:E:189:THR:O	1:E:189:THR:HG23	2.20	0.40
1:E:461:MET:CE	1:E:461:MET:HA	2.51	0.40
1:E:537:GLU:C	1:E:539:GLN:N	2.74	0.40
1:E:606:LEU:O	1:E:607:THR:HG22	2.21	0.40
1:E:1440:ALA:O	1:E:1441:ALA:C	2.59	0.40
1:E:1450:GLU:O	1:E:1451:VAL:C	2.57	0.40
1:F:263:LEU:HA	1:F:263:LEU:HD12	1.11	0.40
1:F:515:ARG:H	1:F:515:ARG:HG3	1.63	0.40
1:F:756:LYS:HE2	1:F:1177:HIS:CD2	2.56	0.40
1:F:770:VAL:O	1:F:770:VAL:CG1	2.67	0.40
1:F:783:LYS:H	2:I:56:GLN:HG3	1.86	0.40
1:F:829:LEU:CD1	1:F:1168:LEU:HD13	2.46	0.40
1:F:829:LEU:HD21	1:F:1183:LEU:HD13	2.04	0.40
1:F:1077:ARG:HG2	1:F:1078:ASP:H	1.86	0.40
1:F:1077:ARG:C	1:F:1079:ILE:N	2.75	0.40
2:G:90:PHE:HZ	2:G:160:LEU:CB	2.33	0.40
2:G:100:GLN:HB3	2:G:105:GLU:CD	2.41	0.40
2:G:197:LYS:CD	2:G:274:GLY:N	2.83	0.40
2:G:418:THR:N	2:G:424:LEU:CD2	2.83	0.40
2:G:429:THR:HG21	2:G:431:MET:HE2	1.99	0.40
2:H:97:ILE:CD1	2:H:450:VAL:CG1	2.95	0.40
2:H:137:VAL:O	2:H:139:PRO:HD3	2.21	0.40
2:I:46:ARG:NH1	2:I:110:ILE:HD12	2.36	0.40
2:I:96:ARG:CA	2:I:125:LYS:HD2	2.49	0.40
2:I:469:LYS:O	2:I:472:ALA:HB3	2.20	0.40
2:J:96:ARG:CA	2:J:125:LYS:HD2	2.49	0.40
2:J:269:ASN:HD22	2:J:273:LEU:HD23	1.85	0.40
2:J:425:VAL:HG21	2:J:444:VAL:HG22	2.01	0.40
2:K:119:THR:OG1	2:K:122:SER:HB3	2.21	0.40
2:K:353:PHE:N	2:K:369:LEU:HD23	2.36	0.40
2:K:417:VAL:HG13	2:K:422:THR:N	2.37	0.40
2:L:59:CYS:SG	2:L:61:VAL:CG1	3.05	0.40
2:L:165:GLU:OE2	2:L:458:ARG:HD2	2.22	0.40
2:L:181:ARG:HB3	2:L:181:ARG:HH11	1.85	0.40
2:L:181:ARG:HE	2:L:187:VAL:CG1	2.34	0.40
1:A:503:PHE:CE2	1:A:938:PRO:HB3	2.56	0.40

*Continued on next page...*

*Continued from previous page...*

Atom-1	Atom-2	Interatomic distance (Å)	Clash overlap (Å)
1:A:528:ASN:O	1:A:529:LEU:HD23	2.22	0.40
1:A:595:ASP:O	1:A:596:ALA:O	2.38	0.40
1:A:1112:THR:O	2:J:112:GLN:CD	2.60	0.40
1:B:80:ARG:O	1:B:80:ARG:HG3	2.21	0.40
1:B:87:GLU:O	1:B:90:ARG:N	2.54	0.40
1:B:144:PHE:HD1	1:B:144:PHE:HA	1.71	0.40
1:B:317:ILE:HG22	1:B:321:ASN:ND2	2.27	0.40
1:B:406:LEU:O	1:B:409:HIS:HB3	2.22	0.40
1:B:525:ARG:HG2	1:B:542:LEU:CD1	2.47	0.40
1:B:783:LYS:H	2:G:56:GLN:HG3	1.86	0.40
1:B:969:PRO:HD2	1:B:970:PRO:CD	2.52	0.40
1:B:1375:ILE:HG21	1:B:1375:ILE:HD13	1.63	0.40
1:C:6:ILE:HB	1:C:205:ALA:HB3	2.03	0.40
1:C:286:ARG:HA	1:C:286:ARG:HD3	1.60	0.40
1:C:355:TYR:CZ	1:C:383:GLY:HA3	2.56	0.40
1:C:528:ASN:O	1:C:529:LEU:HD23	2.21	0.40
1:C:804:ASN:O	1:C:805:ASP:CB	2.69	0.40
1:C:842:GLU:O	1:C:1156:ARG:HG2	2.21	0.40
1:C:877:ARG:HD3	1:E:1230:GLN:CB	2.34	0.40
1:C:877:ARG:CG	1:E:1229:MET:C	2.89	0.40
1:C:930:ILE:CD1	1:C:983:LEU:HD13	2.43	0.40
1:C:1413:GLN:OE1	1:C:1470:VAL:HG13	2.22	0.40
1:C:1440:ALA:O	1:C:1441:ALA:C	2.59	0.40
1:C:1460:LYS:O	1:C:1461:GLU:C	2.55	0.40
1:D:25:LEU:HD23	1:D:25:LEU:HA	1.85	0.40
1:D:116:ILE:HG21	1:D:190:THR:HG21	2.03	0.40
1:D:588:ARG:HH11	1:D:588:ARG:HD3	1.68	0.40
1:D:732:ARG:O	1:D:733:ALA:C	2.59	0.40
1:D:732:ARG:N	1:D:747:SER:HA	2.37	0.40
1:D:819:LYS:HA	1:D:819:LYS:HD3	1.60	0.40
1:D:829:LEU:HD21	1:D:1183:LEU:HD13	2.03	0.40
1:D:1116:GLY:HA3	1:D:1128:PHE:HB2	2.04	0.40
1:E:55:PHE:O	1:E:58:HIS:HB3	2.22	0.40
1:E:290:THR:HG21	1:E:292:PRO:HD2	1.81	0.40
1:E:482:ASP:OD2	1:E:790:TRP:N	2.47	0.40
1:E:510:PRO:CD	1:E:970:PRO:HB3	2.37	0.40
1:E:696:TYR:CZ	1:E:700:ILE:HD11	2.55	0.40
1:E:842:GLU:HG2	1:E:1156:ARG:HD3	2.04	0.40
1:E:855:THR:O	1:E:855:THR:CG2	2.69	0.40
1:E:1184:ASN:CB	1:E:1185:PRO:CD	2.82	0.40
1:E:1226:GLY:O	1:E:1227:GLU:C	2.59	0.40

*Continued on next page...*

*Continued from previous page...*

Atom-1	Atom-2	Interatomic distance (Å)	Clash overlap (Å)
1:F:5:PHE:CZ	1:F:365:GLY:HA3	2.56	0.40
1:F:206:ILE:HG21	1:F:206:ILE:HD13	1.76	0.40
1:F:345:MET:HE2	1:F:345:MET:HB2	1.71	0.40
1:F:354:ARG:HH11	1:F:354:ARG:HD2	1.68	0.40
1:F:825:LEU:O	1:F:826:ARG:C	2.59	0.40
1:F:875:MET:O	1:F:877:ARG:N	2.54	0.40
1:F:1062:ARG:NH2	1:F:1088:GLU:OE2	2.54	0.40
1:F:1135:VAL:O	1:F:1138:LEU:N	2.54	0.40
1:F:1139:PHE:O	1:F:1140:THR:C	2.59	0.40
1:F:1335:LYS:HA	1:F:1354:THR:O	2.21	0.40
2:G:119:THR:O	2:G:123:VAL:HG22	2.21	0.40
2:G:322:ARG:O	2:G:346:TRP:CD1	2.74	0.40
2:G:429:THR:HB	2:G:431:MET:HG3	2.02	0.40
2:H:162:ALA:HB3	2:H:237:LEU:CD1	2.49	0.40
2:H:322:ARG:CG	2:H:323:ASP:H	2.21	0.40
2:I:93:ILE:O	2:I:96:ARG:HG2	2.21	0.40
2:J:292:VAL:HG21	2:J:394:LEU:HD13	1.97	0.40
2:K:197:LYS:CB	2:K:273:LEU:HG	2.48	0.40
2:K:257:ASN:HD21	2:K:394:LEU:HA	1.85	0.40
2:K:317:LYS:CE	2:K:345:ILE:CG1	2.95	0.40
2:L:26:GLN:HG3	2:L:310:ARG:O	2.20	0.40
2:L:69:LEU:HA	2:L:72:THR:CG2	2.51	0.40
2:L:137:VAL:HG12	2:L:139:PRO:HD3	2.03	0.40
2:L:181:ARG:HB3	2:L:181:ARG:CZ	2.51	0.40
1:A:103:TYR:OH	1:B:1178:LEU:HD13	2.20	0.40
1:A:184:LEU:HD12	1:A:184:LEU:HA	1.91	0.40
1:A:248:GLU:O	1:A:249:THR:C	2.56	0.40
1:A:284:MET:CE	1:A:294:VAL:HG13	2.50	0.40
1:A:320:CYS:O	1:A:322:SER:N	2.54	0.40
1:A:442:MET:HB3	1:A:442:MET:HE3	1.67	0.40
1:A:461:MET:CE	1:A:461:MET:HA	2.51	0.40
1:A:555:PHE:CD1	1:A:556:ARG:N	2.89	0.40
1:A:855:THR:O	1:A:855:THR:CG2	2.69	0.40
1:A:1153:LEU:HD23	1:A:1153:LEU:HA	1.85	0.40
1:A:1210:THR:O	1:A:1211:LEU:C	2.60	0.40
1:A:1289:MET:CE	1:A:1289:MET:N	2.76	0.40
1:B:56:LYS:CG	1:B:71:LEU:HD22	2.49	0.40
1:B:937:LYS:N	1:B:938:PRO:HD3	2.35	0.40
1:B:965:LEU:HD23	1:B:965:LEU:HA	1.69	0.40
1:B:1190:VAL:HG12	1:B:1191:ASP:N	2.36	0.40
1:C:55:PHE:O	1:C:58:HIS:HB3	2.22	0.40

*Continued on next page...*

*Continued from previous page...*

Atom-1	Atom-2	Interatomic distance (Å)	Clash overlap (Å)
1:C:149:TYR:HE2	1:C:263:LEU:HD21	1.86	0.40
1:C:376:GLU:HG3	1:C:1310:THR:OG1	2.21	0.40
1:C:969:PRO:CD	1:C:970:PRO:CD	2.99	0.40
1:C:1430:GLU:O	1:C:1431:HIS:C	2.58	0.40
1:D:9:ILE:HG21	1:D:9:ILE:HD13	1.59	0.40
1:D:87:GLU:O	1:D:90:ARG:N	2.54	0.40
1:D:92:ILE:O	1:D:93:VAL:C	2.59	0.40
1:D:313:HIS:CD2	1:D:313:HIS:N	2.89	0.40
1:D:330:PRO:HA	1:D:350:LEU:HB2	2.03	0.40
1:D:918:THR:HG23	1:D:1256:MET:HE2	2.02	0.40
1:D:969:PRO:HD2	1:D:970:PRO:CD	2.52	0.40
1:E:78:LEU:CD1	1:E:129:GLU:HG3	2.52	0.40
1:E:80:ARG:O	1:E:80:ARG:CG	2.69	0.40
1:E:225:PHE:HB3	1:E:278:ASP:CG	2.42	0.40
1:E:347:ARG:CB	1:E:347:ARG:HH11	2.34	0.40
1:E:705:LEU:HD22	1:E:705:LEU:HA	1.90	0.40
1:E:731:SER:HA	1:E:747:SER:HA	2.04	0.40
1:E:803:THR:O	1:E:803:THR:HG22	2.08	0.40
1:E:929:GLU:HA	1:E:997:THR:HB	2.01	0.40
1:E:969:PRO:CD	1:E:970:PRO:CD	2.99	0.40
1:E:976:SER:O	1:E:979:ASP:N	2.54	0.40
1:E:1302:GLY:H	1:E:1333:ALA:C	2.24	0.40
1:E:1374:VAL:HG12	1:E:1375:ILE:H	1.86	0.40
1:F:80:ARG:O	1:F:80:ARG:HG3	2.21	0.40
1:F:89:CYS:SG	1:F:164:ILE:HG21	2.62	0.40
1:F:313:HIS:CD2	1:F:313:HIS:N	2.89	0.40
1:F:660:GLY:HA2	1:F:721:GLY:N	2.33	0.40
1:F:864:SER:O	1:F:864:SER:OG	2.37	0.40
1:F:1043:LEU:O	1:F:1044:PRO:C	2.58	0.40
2:G:46:ARG:NH1	2:G:110:ILE:HD12	2.36	0.40
2:G:132:TRP:HA	2:G:202:ARG:HH11	1.82	0.40
2:G:190:ILE:HB	2:G:195:LEU:HD23	2.03	0.40
2:G:306:ARG:HD3	2:G:336:HIS:CB	2.45	0.40
2:G:319:LEU:HD22	2:G:320:TYR:N	2.36	0.40
2:H:28:PHE:HZ	2:H:285:LEU:HD21	1.83	0.40
2:H:181:ARG:HH11	2:H:181:ARG:CB	2.34	0.40
2:H:317:LYS:CE	2:H:345:ILE:CG1	2.95	0.40
2:H:417:VAL:CG1	2:H:418:THR:N	2.83	0.40
2:H:427:HIS:ND1	2:H:428:ARG:HG3	2.36	0.40
2:I:145:GLU:O	2:I:171:TYR:CE1	2.74	0.40
2:I:150:VAL:CG2	2:I:151:GLY:N	2.82	0.40

*Continued on next page...*

*Continued from previous page...*

Atom-1	Atom-2	Interatomic distance (Å)	Clash overlap (Å)
2:I:152:VAL:CG2	2:I:153:ILE:N	2.82	0.40
2:I:175:VAL:CG1	2:I:214:TYR:CD2	2.94	0.40
2:I:181:ARG:HE	2:I:187:VAL:CG1	2.34	0.40
2:I:292:VAL:HG21	2:I:394:LEU:HD13	1.97	0.40
2:I:295:LEU:HD21	2:I:319:LEU:HD13	1.99	0.40
2:I:351:GLU:OE1	2:I:353:PHE:HB3	2.22	0.40
2:J:46:ARG:NH1	2:J:110:ILE:HD12	2.36	0.40
2:J:119:THR:O	2:J:123:VAL:HG22	2.21	0.40
2:J:319:LEU:HD22	2:J:320:TYR:N	2.36	0.40
2:J:418:THR:N	2:J:424:LEU:CD2	2.83	0.40
2:K:46:ARG:NH1	2:K:110:ILE:HD12	2.36	0.40
2:K:71:LEU:HD11	2:K:76:ARG:C	2.41	0.40
2:K:137:VAL:O	2:K:139:PRO:HD3	2.21	0.40
2:K:145:GLU:O	2:K:171:TYR:CE1	2.74	0.40
2:K:169:LYS:HZ3	2:K:461:ALA:HB1	1.86	0.40
2:L:71:LEU:HD12	2:L:80:ALA:CA	2.49	0.40
2:L:190:ILE:HB	2:L:195:LEU:HD23	2.03	0.40
2:L:288:ALA:HB1	2:L:394:LEU:HD12	2.04	0.40
1:A:347:ARG:HH11	1:A:347:ARG:CB	2.34	0.40
1:A:813:TYR:CG	1:A:814:SER:N	2.90	0.40
1:A:1105:VAL:HG23	2:J:54:PHE:CE1	2.56	0.40
1:A:1301:SER:O	1:A:1301:SER:OG	2.37	0.40
1:A:1440:ALA:O	1:A:1441:ALA:C	2.59	0.40
1:B:98:LEU:HD23	1:B:98:LEU:HA	1.62	0.40
1:B:116:ILE:HG21	1:B:190:THR:HG21	2.03	0.40
1:B:263:LEU:N	1:B:263:LEU:CD1	2.73	0.40
1:B:325:GLU:HA	1:B:326:PRO:HD3	1.92	0.40
1:B:787:ARG:HH12	1:B:821:PRO:CB	2.34	0.40
1:B:898:LYS:H	1:B:898:LYS:HD3	1.86	0.40
1:B:931:LYS:O	1:B:931:LYS:HG2	2.21	0.40
1:B:1143:ALA:O	1:B:1147:ARG:HG3	2.20	0.40
1:C:225:PHE:HB3	1:C:278:ASP:CG	2.42	0.40
1:C:318:GLN:O	1:C:322:SER:OG	2.39	0.40
1:C:347:ARG:CB	1:C:347:ARG:HH11	2.34	0.40
1:C:390:MET:HG3	1:C:406:LEU:HD23	2.02	0.40
1:C:442:MET:HB2	1:C:673:GLU:OE2	2.22	0.40
1:C:492:TYR:CD2	1:C:761:GLN:HG2	2.56	0.40
1:C:503:PHE:CE2	1:C:938:PRO:HB3	2.56	0.40
1:C:559:ARG:HD2	1:C:605:ILE:HD13	2.03	0.40
1:C:695:ASN:O	1:C:698:LYS:N	2.53	0.40
1:C:842:GLU:HG2	1:C:1156:ARG:HD3	2.04	0.40

*Continued on next page...*



*Continued from previous page...*

Atom-1	Atom-2	Interatomic distance (Å)	Clash overlap (Å)
1:C:843:VAL:CG1	1:C:844:GLU:H	2.30	0.40
1:C:1101:GLY:O	1:C:1102:CYS:C	2.57	0.40
1:C:1210:THR:O	1:C:1211:LEU:C	2.60	0.40
1:C:1211:LEU:HG	1:C:1215:ILE:HD11	2.04	0.40
1:C:1282:GLN:CB	1:C:1302:GLY:O	2.70	0.40
1:C:1285:LYS:HG3	1:C:1304:THR:HB	2.04	0.40
1:C:1395:TYR:HD2	1:C:1454:PHE:CE1	2.39	0.40
1:C:1421:GLU:O	1:C:1421:GLU:HG2	2.21	0.40
1:D:53:LYS:O	1:D:54:PHE:C	2.58	0.40
1:D:68:ASP:OD1	1:D:68:ASP:N	2.54	0.40
1:D:240:ASN:HB3	1:D:327:TRP:CH2	2.56	0.40
1:D:249:THR:O	1:D:249:THR:CG2	2.55	0.40
1:D:406:LEU:O	1:D:409:HIS:HB3	2.21	0.40
1:D:551:THR:OG1	1:D:554:GLU:CG	2.65	0.40
1:D:898:LYS:H	1:D:898:LYS:HD3	1.86	0.40
1:D:1260:GLN:CD	1:F:899:ASN:HA	2.42	0.40
1:E:233:GLU:O	1:E:329:GLY:HA3	2.21	0.40
1:E:587:ARG:O	1:E:590:ARG:CB	2.70	0.40
1:E:1009:ILE:O	1:E:1010:ALA:C	2.59	0.40
1:E:1108:CYS:SG	6:E:2476:F3S:S2	3.20	0.40
1:E:1113:CYS:SG	6:E:2476:F3S:S1	3.19	0.40
1:F:49:ALA:O	1:F:50:VAL:C	2.58	0.40
1:F:152:ARG:HH11	1:F:152:ARG:HD3	1.71	0.40
1:F:240:ASN:HB3	1:F:327:TRP:CZ2	2.56	0.40
1:F:935:GLY:HA3	1:F:1025:GLY:O	2.22	0.40
1:F:1164:ARG:CB	1:F:1167:LEU:HD12	2.51	0.40
2:G:63:ASN:OD1	2:G:68:TRP:CH2	2.74	0.40
2:G:165:GLU:OE2	2:G:458:ARG:HD2	2.22	0.40
2:G:288:ALA:HB1	2:G:394:LEU:HD12	2.04	0.40
2:G:291:HIS:HD2	2:G:392:ALA:HB2	1.84	0.40
2:H:100:GLN:HB3	2:H:105:GLU:CD	2.41	0.40
2:H:119:THR:OG1	2:H:122:SER:HB3	2.21	0.40
2:H:319:LEU:HD22	2:H:320:TYR:N	2.36	0.40
2:I:447:ALA:CB	2:I:452:TRP:CE3	2.92	0.40
2:J:165:GLU:OE2	2:J:458:ARG:HD2	2.22	0.40
2:J:177:ASP:OD2	2:J:182:MET:HE3	2.21	0.40
2:J:181:ARG:HE	2:J:187:VAL:CG1	2.34	0.40
2:J:342:VAL:CG1	2:J:343:GLU:N	2.83	0.40
2:J:351:GLU:OE1	2:J:353:PHE:HB3	2.22	0.40
2:K:152:VAL:CG2	2:K:153:ILE:N	2.82	0.40
2:K:181:ARG:HE	2:K:187:VAL:CG1	2.34	0.40

*Continued on next page...*

*Continued from previous page...*

Atom-1	Atom-2	Interatomic distance (Å)	Clash overlap (Å)
2:K:306:ARG:HG2	2:K:340:GLU:HG3	2.04	0.40
2:K:387:GLU:CG	2:K:388:PHE:N	2.82	0.40
2:L:137:VAL:O	2:L:139:PRO:HD3	2.21	0.40
2:L:145:GLU:O	2:L:171:TYR:CE1	2.74	0.40
2:L:291:HIS:HD2	2:L:392:ALA:HB2	1.84	0.40
2:L:417:VAL:HG13	2:L:422:THR:N	2.37	0.40
1:A:225:PHE:HB3	1:A:278:ASP:CG	2.42	0.40
1:A:250:ARG:HH21	1:A:639:PHE:HE1	1.63	0.40
1:A:492:TYR:CD2	1:A:761:GLN:HG2	2.56	0.40
1:A:537:GLU:C	1:A:539:GLN:N	2.74	0.40
1:A:842:GLU:HG2	1:A:1156:ARG:HD3	2.04	0.40
1:A:860:MET:HE2	1:A:893:ARG:HH12	1.87	0.40
1:A:864:SER:HB3	1:A:1116:GLY:O	2.21	0.40
1:A:902:ASN:OD1	1:A:902:ASN:C	2.60	0.40
1:A:1321:THR:HA	1:A:1341:GLN:HB2	2.04	0.40
1:A:1413:GLN:OE1	1:A:1470:VAL:HG13	2.22	0.40
1:B:148:LEU:HD23	1:B:148:LEU:HA	1.91	0.40
1:B:611:MET:HE3	1:B:611:MET:HB3	1.64	0.40
1:B:621:ILE:HG12	1:B:657:VAL:HG12	2.04	0.40
1:B:1047:MET:HB2	1:B:1048:GLY:H	1.77	0.40
1:B:1062:ARG:NH2	1:B:1088:GLU:OE2	2.54	0.40
1:B:1116:GLY:HA3	1:B:1128:PHE:HB2	2.04	0.40
1:C:144:PHE:HD1	1:C:144:PHE:HA	1.68	0.40
1:C:289:ARG:HD3	1:C:293:MET:HE2	2.04	0.40
1:C:485:ILE:O	1:C:486:ALA:C	2.60	0.40
1:C:558:MET:C	1:C:560:ASP:H	2.24	0.40
1:C:1105:VAL:HG23	2:K:54:PHE:CE1	2.56	0.40
1:C:1252:ARG:HH11	1:C:1252:ARG:HD3	1.66	0.40
1:D:5:PHE:CZ	1:D:365:GLY:HA3	2.55	0.40
1:D:325:GLU:HA	1:D:326:PRO:HD3	1.92	0.40
1:D:736:ALA:O	1:D:737:GLU:C	2.58	0.40
1:D:829:LEU:CD1	1:D:1168:LEU:HD13	2.46	0.40
1:D:918:THR:CG2	1:D:1256:MET:HE2	2.51	0.40
1:D:1143:ALA:O	1:D:1144:GLU:C	2.58	0.40
1:D:1335:LYS:HA	1:D:1354:THR:O	2.21	0.40
1:E:198:GLU:H	1:E:198:GLU:HG3	1.72	0.40
1:E:443:ASP:OD2	1:E:445:ALA:HB3	2.21	0.40
1:E:447:LEU:CD1	1:E:670:LEU:HD21	2.43	0.40
1:E:485:ILE:O	1:E:486:ALA:C	2.60	0.40
1:E:492:TYR:CD2	1:E:761:GLN:HG2	2.57	0.40
1:E:501:GLN:OE1	1:E:710:LYS:NZ	2.47	0.40

*Continued on next page...*

Continued from previous page...

Atom-1	Atom-2	Interatomic distance (Å)	Clash overlap (Å)
1:E:782:ARG:N	2:L:52:VAL:CB	2.84	0.40
1:E:836:ALA:HB1	1:E:837:PRO:CD	2.52	0.40
1:E:1458:VAL:CG1	1:E:1459:PRO:HD2	2.47	0.40
1:F:412:THR:O	1:F:412:THR:CG2	2.68	0.40
1:F:570:ASP:OD1	1:F:570:ASP:C	2.59	0.40
1:F:588:ARG:HH11	1:F:588:ARG:HD3	1.68	0.40
1:F:621:ILE:HG12	1:F:657:VAL:HG12	2.03	0.40
1:F:656:ALA:O	1:F:657:VAL:C	2.59	0.40
1:F:739:PHE:HB3	1:F:740:PRO:HD2	2.03	0.40
1:F:875:MET:HE3	1:F:880:ALA:HB3	2.03	0.40
1:F:1143:ALA:O	1:F:1144:GLU:C	2.58	0.40
1:F:1161:VAL:O	1:F:1161:VAL:HG12	2.21	0.40
1:F:1354:THR:HA	1:F:1372:THR:O	2.21	0.40
2:G:218:PHE:CD2	2:G:223:ASP:OD2	2.74	0.40
2:G:322:ARG:O	2:G:346:TRP:HD1	2.05	0.40
2:G:450:VAL:HG13	2:G:451:VAL:H	1.87	0.40
2:H:181:ARG:HB3	2:H:181:ARG:HH11	1.85	0.40
2:H:277:VAL:CG1	2:H:278:GLU:N	2.81	0.40
2:H:292:VAL:HG21	2:H:394:LEU:HD13	1.97	0.40
2:I:110:ILE:HD11	2:I:118:VAL:HG13	2.00	0.40
2:I:165:GLU:OE2	2:I:458:ARG:HD2	2.22	0.40
2:J:63:ASN:OD1	2:J:68:TRP:CH2	2.74	0.40
2:J:119:THR:OG1	2:J:122:SER:HB3	2.21	0.40
2:J:145:GLU:O	2:J:171:TYR:CE1	2.74	0.40
2:J:306:ARG:HG2	2:J:340:GLU:HG3	2.04	0.40
2:J:353:PHE:CE1	2:J:370:GLY:C	2.95	0.40
2:J:432:THR:CG2	2:J:437:VAL:HG13	2.50	0.40
2:K:181:ARG:HH11	2:K:181:ARG:CB	2.34	0.40
2:K:256:GLY:O	2:K:257:ASN:CB	2.67	0.40
2:L:93:ILE:O	2:L:96:ARG:HG2	2.21	0.40
2:L:319:LEU:HD22	2:L:320:TYR:N	2.36	0.40

There are no symmetry-related clashes.

## 5.3 Torsion angles [i](#)

### 5.3.1 Protein backbone [i](#)

In the following table, the Percentiles column shows the percent Ramachandran outliers of the chain as a percentile score with respect to all PDB entries followed by that with respect to all EM entries.

The Analysed column shows the number of residues for which the backbone conformation was analysed, and the total number of residues.

Mol	Chain	Analysed	Favoured	Allowed	Outliers	Percentiles	
1	A	1470/1472 (100%)	1174 (80%)	231 (16%)	65 (4%)	2	22
1	B	1470/1472 (100%)	1191 (81%)	215 (15%)	64 (4%)	2	22
1	C	1470/1472 (100%)	1175 (80%)	230 (16%)	65 (4%)	2	22
1	D	1470/1472 (100%)	1191 (81%)	215 (15%)	64 (4%)	2	22
1	E	1470/1472 (100%)	1174 (80%)	231 (16%)	65 (4%)	2	22
1	F	1470/1472 (100%)	1192 (81%)	214 (15%)	64 (4%)	2	22
2	G	454/456 (100%)	419 (92%)	25 (6%)	10 (2%)	6	35
2	H	454/456 (100%)	420 (92%)	24 (5%)	10 (2%)	6	35
2	I	454/456 (100%)	420 (92%)	24 (5%)	10 (2%)	6	35
2	J	454/456 (100%)	419 (92%)	25 (6%)	10 (2%)	6	35
2	K	454/456 (100%)	420 (92%)	24 (5%)	10 (2%)	6	35
2	L	454/456 (100%)	420 (92%)	24 (5%)	10 (2%)	6	35
All	All	11544/11568 (100%)	9615 (83%)	1482 (13%)	447 (4%)	5	23

All (447) Ramachandran outliers are listed below:

Mol	Chain	Res	Type
1	A	25	LEU
1	A	444	LYS
1	A	451	GLN
1	A	705	LEU
1	A	712	GLY
1	A	950	THR
1	A	1062	ARG
1	A	1227	GLU
1	A	1339	ALA
1	A	1375	ILE
1	A	1388	THR
1	A	1394	VAL
1	A	1408	GLU
1	A	1461	GLU
1	A	1467	GLU
1	B	249	THR
1	B	255	ALA
1	B	418	LYS
1	B	561	TYR

*Continued on next page...*

*Continued from previous page...*

<b>Mol</b>	<b>Chain</b>	<b>Res</b>	<b>Type</b>
1	B	705	LEU
1	B	740	PRO
1	B	950	THR
1	B	1164	ARG
1	B	1467	GLU
1	C	25	LEU
1	C	444	LYS
1	C	451	GLN
1	C	705	LEU
1	C	712	GLY
1	C	950	THR
1	C	1062	ARG
1	C	1227	GLU
1	C	1339	ALA
1	C	1375	ILE
1	C	1388	THR
1	C	1394	VAL
1	C	1408	GLU
1	C	1461	GLU
1	C	1467	GLU
1	D	249	THR
1	D	255	ALA
1	D	418	LYS
1	D	561	TYR
1	D	705	LEU
1	D	740	PRO
1	D	950	THR
1	D	1164	ARG
1	D	1467	GLU
1	E	25	LEU
1	E	444	LYS
1	E	451	GLN
1	E	705	LEU
1	E	712	GLY
1	E	950	THR
1	E	1062	ARG
1	E	1227	GLU
1	E	1339	ALA
1	E	1375	ILE
1	E	1388	THR
1	E	1394	VAL
1	E	1408	GLU

*Continued on next page...*

*Continued from previous page...*

<b>Mol</b>	<b>Chain</b>	<b>Res</b>	<b>Type</b>
1	E	1461	GLU
1	E	1467	GLU
1	F	249	THR
1	F	255	ALA
1	F	418	LYS
1	F	561	TYR
1	F	705	LEU
1	F	740	PRO
1	F	950	THR
1	F	1164	ARG
1	F	1467	GLU
2	G	27	ASP
2	G	232	LYS
2	G	257	ASN
2	G	478	VAL
2	H	27	ASP
2	H	232	LYS
2	H	257	ASN
2	H	478	VAL
2	I	27	ASP
2	I	232	LYS
2	I	257	ASN
2	I	478	VAL
2	J	27	ASP
2	J	232	LYS
2	J	257	ASN
2	J	478	VAL
2	K	27	ASP
2	K	232	LYS
2	K	257	ASN
2	K	478	VAL
2	L	27	ASP
2	L	232	LYS
2	L	257	ASN
2	L	478	VAL
1	A	53	LYS
1	A	249	THR
1	A	370	GLY
1	A	561	TYR
1	A	599	GLY
1	A	663	ALA
1	A	709	SER

*Continued on next page...*

*Continued from previous page...*

<b>Mol</b>	<b>Chain</b>	<b>Res</b>	<b>Type</b>
1	A	745	ARG
1	A	939	GLY
1	A	1042	GLY
1	A	1160	GLU
1	A	1164	ARG
1	A	1317	THR
1	A	1376	LEU
1	A	1439	PHE
1	A	1454	PHE
1	A	1460	LYS
1	B	25	LEU
1	B	421	GLN
1	B	444	LYS
1	B	451	GLN
1	B	562	MET
1	B	577	GLY
1	B	610	ALA
1	B	747	SER
1	B	764	THR
1	B	868	HIS
1	B	884	SER
1	B	886	GLU
1	B	1160	GLU
1	B	1381	ASP
1	B	1408	GLU
1	B	1421	GLU
1	B	1432	VAL
1	B	1433	THR
1	B	1452	THR
1	B	1461	GLU
1	C	53	LYS
1	C	249	THR
1	C	370	GLY
1	C	561	TYR
1	C	599	GLY
1	C	663	ALA
1	C	709	SER
1	C	745	ARG
1	C	939	GLY
1	C	1042	GLY
1	C	1160	GLU
1	C	1164	ARG

*Continued on next page...*

*Continued from previous page...*

<b>Mol</b>	<b>Chain</b>	<b>Res</b>	<b>Type</b>
1	C	1317	THR
1	C	1376	LEU
1	C	1439	PHE
1	C	1454	PHE
1	C	1460	LYS
1	D	25	LEU
1	D	421	GLN
1	D	444	LYS
1	D	451	GLN
1	D	562	MET
1	D	577	GLY
1	D	610	ALA
1	D	747	SER
1	D	764	THR
1	D	868	HIS
1	D	884	SER
1	D	886	GLU
1	D	1160	GLU
1	D	1381	ASP
1	D	1408	GLU
1	D	1421	GLU
1	D	1432	VAL
1	D	1433	THR
1	D	1452	THR
1	D	1461	GLU
1	E	53	LYS
1	E	249	THR
1	E	370	GLY
1	E	561	TYR
1	E	599	GLY
1	E	663	ALA
1	E	709	SER
1	E	745	ARG
1	E	939	GLY
1	E	1042	GLY
1	E	1160	GLU
1	E	1164	ARG
1	E	1317	THR
1	E	1376	LEU
1	E	1439	PHE
1	E	1454	PHE
1	E	1460	LYS

*Continued on next page...*



*Continued from previous page...*

<b>Mol</b>	<b>Chain</b>	<b>Res</b>	<b>Type</b>
1	F	25	LEU
1	F	421	GLN
1	F	444	LYS
1	F	451	GLN
1	F	562	MET
1	F	577	GLY
1	F	610	ALA
1	F	747	SER
1	F	764	THR
1	F	868	HIS
1	F	884	SER
1	F	886	GLU
1	F	1160	GLU
1	F	1381	ASP
1	F	1408	GLU
1	F	1421	GLU
1	F	1432	VAL
1	F	1433	THR
1	F	1452	THR
1	F	1461	GLU
2	G	284	SER
2	H	284	SER
2	I	284	SER
2	J	284	SER
2	K	284	SER
2	L	284	SER
1	A	24	ALA
1	A	54	PHE
1	A	245	LYS
1	A	377	THR
1	A	432	THR
1	A	433	ALA
1	A	629	THR
1	A	740	PRO
1	A	974	ILE
1	A	1361	GLY
1	A	1381	ASP
1	A	1407	ASP
1	A	1438	ARG
1	B	663	ALA
1	B	721	GLY
1	B	745	ARG

*Continued on next page...*

*Continued from previous page...*

<b>Mol</b>	<b>Chain</b>	<b>Res</b>	<b>Type</b>
1	B	869	GLY
1	B	1062	ARG
1	B	1071	GLY
1	B	1114	PRO
1	B	1142	LEU
1	B	1172	SER
1	B	1339	ALA
1	B	1438	ARG
1	B	1439	PHE
1	C	24	ALA
1	C	54	PHE
1	C	245	LYS
1	C	377	THR
1	C	432	THR
1	C	433	ALA
1	C	629	THR
1	C	740	PRO
1	C	974	ILE
1	C	1361	GLY
1	C	1381	ASP
1	C	1407	ASP
1	C	1438	ARG
1	D	663	ALA
1	D	721	GLY
1	D	745	ARG
1	D	869	GLY
1	D	1062	ARG
1	D	1071	GLY
1	D	1114	PRO
1	D	1142	LEU
1	D	1172	SER
1	D	1339	ALA
1	D	1438	ARG
1	D	1439	PHE
1	E	24	ALA
1	E	54	PHE
1	E	245	LYS
1	E	377	THR
1	E	432	THR
1	E	433	ALA
1	E	629	THR
1	E	740	PRO

*Continued on next page...*

*Continued from previous page...*

<b>Mol</b>	<b>Chain</b>	<b>Res</b>	<b>Type</b>
1	E	974	ILE
1	E	1361	GLY
1	E	1381	ASP
1	E	1407	ASP
1	E	1438	ARG
1	F	663	ALA
1	F	721	GLY
1	F	745	ARG
1	F	869	GLY
1	F	1062	ARG
1	F	1071	GLY
1	F	1114	PRO
1	F	1142	LEU
1	F	1172	SER
1	F	1339	ALA
1	F	1438	ARG
1	F	1439	PHE
2	G	290	LYS
2	H	290	LYS
2	I	290	LYS
2	J	290	LYS
2	K	290	LYS
2	L	290	LYS
1	A	208	HIS
1	A	421	GLN
1	A	450	ARG
1	A	492	TYR
1	A	553	ALA
1	A	844	GLU
1	A	915	PHE
1	B	326	PRO
1	B	475	ALA
1	B	496	HIS
1	B	856	PRO
1	B	974	ILE
1	B	1376	LEU
1	B	1407	ASP
1	B	1424	LEU
1	C	208	HIS
1	C	421	GLN
1	C	450	ARG
1	C	492	TYR

*Continued on next page...*

*Continued from previous page...*

<b>Mol</b>	<b>Chain</b>	<b>Res</b>	<b>Type</b>
1	C	553	ALA
1	C	844	GLU
1	C	915	PHE
1	D	326	PRO
1	D	475	ALA
1	D	496	HIS
1	D	856	PRO
1	D	974	ILE
1	D	1376	LEU
1	D	1407	ASP
1	D	1424	LEU
1	E	208	HIS
1	E	421	GLN
1	E	450	ARG
1	E	492	TYR
1	E	553	ALA
1	E	844	GLU
1	E	915	PHE
1	F	326	PRO
1	F	475	ALA
1	F	496	HIS
1	F	856	PRO
1	F	974	ILE
1	F	1376	LEU
1	F	1407	ASP
1	F	1424	LEU
2	G	348	ALA
2	G	446	GLY
2	H	348	ALA
2	H	446	GLY
2	I	348	ALA
2	I	446	GLY
2	J	348	ALA
2	J	446	GLY
2	K	348	ALA
2	K	446	GLY
2	L	348	ALA
2	L	446	GLY
1	A	69	ASN
1	A	521	SER
1	A	654	TYR
1	A	962	GLY

*Continued on next page...*

*Continued from previous page...*

<b>Mol</b>	<b>Chain</b>	<b>Res</b>	<b>Type</b>
1	A	1395	TYR
1	B	254	PRO
1	B	388	GLY
1	B	450	ARG
1	B	559	ARG
1	C	69	ASN
1	C	521	SER
1	C	654	TYR
1	C	962	GLY
1	C	1395	TYR
1	D	254	PRO
1	D	388	GLY
1	D	450	ARG
1	D	559	ARG
1	E	69	ASN
1	E	521	SER
1	E	654	TYR
1	E	962	GLY
1	E	1395	TYR
1	F	254	PRO
1	F	388	GLY
1	F	450	ARG
1	F	559	ARG
1	A	217	PRO
1	B	290	THR
1	B	619	PRO
1	B	780	ARG
1	B	1078	ASP
1	C	217	PRO
1	D	290	THR
1	D	619	PRO
1	D	780	ARG
1	D	1078	ASP
1	E	217	PRO
1	F	290	THR
1	F	619	PRO
1	F	780	ARG
1	F	1078	ASP
2	G	362	VAL
2	H	362	VAL
2	I	362	VAL
2	J	362	VAL

*Continued on next page...*

*Continued from previous page...*

<b>Mol</b>	<b>Chain</b>	<b>Res</b>	<b>Type</b>
2	K	362	VAL
2	L	362	VAL
1	A	707	ILE
1	A	1185	PRO
1	B	61	VAL
1	C	707	ILE
1	C	1185	PRO
1	D	61	VAL
1	E	707	ILE
1	E	1185	PRO
1	F	61	VAL
2	G	250	ALA
2	H	250	ALA
2	I	250	ALA
2	J	250	ALA
2	K	250	ALA
2	L	250	ALA
1	A	619	PRO
1	A	1071	GLY
1	A	1261	PRO
1	A	1389	GLY
1	B	116	ILE
1	B	455	GLY
1	C	619	PRO
1	C	1071	GLY
1	C	1261	PRO
1	C	1389	GLY
1	D	116	ILE
1	D	455	GLY
1	E	619	PRO
1	E	1071	GLY
1	E	1261	PRO
1	E	1389	GLY
1	F	116	ILE
1	F	455	GLY
1	A	372	VAL
1	B	1394	VAL
1	C	372	VAL
1	D	1394	VAL
1	E	372	VAL
1	F	1394	VAL
1	B	774	PRO

*Continued on next page...*

*Continued from previous page...*

Mol	Chain	Res	Type
1	B	953	ILE
1	D	774	PRO
1	D	953	ILE
1	F	774	PRO
1	F	953	ILE
1	B	657	VAL
1	D	657	VAL
1	F	657	VAL

### 5.3.2 Protein sidechains [i](#)

In the following table, the Percentiles column shows the percent sidechain outliers of the chain as a percentile score with respect to all PDB entries followed by that with respect to all EM entries.

The Analysed column shows the number of residues for which the sidechain conformation was analysed, and the total number of residues.

Mol	Chain	Analysed	Rotameric	Outliers	Percentiles	
1	A	1201/1201 (100%)	985 (82%)	216 (18%)	1	10
1	B	1201/1201 (100%)	981 (82%)	220 (18%)	1	10
1	C	1201/1201 (100%)	985 (82%)	216 (18%)	1	10
1	D	1201/1201 (100%)	981 (82%)	220 (18%)	1	10
1	E	1201/1201 (100%)	985 (82%)	216 (18%)	1	10
1	F	1201/1201 (100%)	981 (82%)	220 (18%)	1	10
2	G	358/358 (100%)	257 (72%)	101 (28%)	0	2
2	H	358/358 (100%)	257 (72%)	101 (28%)	0	2
2	I	358/358 (100%)	257 (72%)	101 (28%)	0	2
2	J	358/358 (100%)	257 (72%)	101 (28%)	0	2
2	K	358/358 (100%)	257 (72%)	101 (28%)	0	2
2	L	358/358 (100%)	257 (72%)	101 (28%)	0	2
All	All	9354/9354 (100%)	7440 (80%)	1914 (20%)	3	7

All (1914) residues with a non-rotameric sidechain are listed below:

Mol	Chain	Res	Type
1	A	3	VAL
1	A	30	HIS

*Continued on next page...*

*Continued from previous page...*

<b>Mol</b>	<b>Chain</b>	<b>Res</b>	<b>Type</b>
1	A	34	VAL
1	A	35	ASP
1	A	37	ASP
1	A	39	LYS
1	A	40	THR
1	A	47	HIS
1	A	52	GLN
1	A	59	VAL
1	A	68	ASP
1	A	69	ASN
1	A	76	VAL
1	A	78	LEU
1	A	80	ARG
1	A	81	ILE
1	A	109	GLN
1	A	113	ASN
1	A	117	ILE
1	A	120	LYS
1	A	143	GLN
1	A	144	PHE
1	A	146	LEU
1	A	156	GLU
1	A	162	GLU
1	A	175	ARG
1	A	177	ILE
1	A	184	LEU
1	A	186	GLU
1	A	188	LEU
1	A	189	THR
1	A	196	LEU
1	A	198	GLU
1	A	207	TYR
1	A	209	GLN
1	A	210	ARG
1	A	215	THR
1	A	218	THR
1	A	228	LEU
1	A	235	ASN
1	A	242	ASN
1	A	244	MET
1	A	249	THR
1	A	254	PRO

*Continued on next page...*



*Continued from previous page...*

<b>Mol</b>	<b>Chain</b>	<b>Res</b>	<b>Type</b>
1	A	258	THR
1	A	261	GLN
1	A	267	ILE
1	A	269	VAL
1	A	279	THR
1	A	286	ARG
1	A	312	ASN
1	A	316	LEU
1	A	322	SER
1	A	335	MET
1	A	336	THR
1	A	342	VAL
1	A	347	ARG
1	A	351	ARG
1	A	353	MET
1	A	355	TYR
1	A	362	LEU
1	A	367	SER
1	A	368	GLU
1	A	377	THR
1	A	380	ILE
1	A	390	MET
1	A	397	SER
1	A	405	GLU
1	A	413	LEU
1	A	417	ASP
1	A	420	VAL
1	A	429	LEU
1	A	439	PRO
1	A	440	SER
1	A	441	ASP
1	A	447	LEU
1	A	461	MET
1	A	463	LEU
1	A	465	LEU
1	A	479	MET
1	A	483	SER
1	A	487	VAL
1	A	495	LEU
1	A	509	PRO
1	A	519	VAL
1	A	520	MET

*Continued on next page...*

*Continued from previous page...*

<b>Mol</b>	<b>Chain</b>	<b>Res</b>	<b>Type</b>
1	A	526	LEU
1	A	534	ASP
1	A	537	GLU
1	A	547	SER
1	A	559	ARG
1	A	564	ASP
1	A	572	THR
1	A	584	ASP
1	A	598	ARG
1	A	606	LEU
1	A	607	THR
1	A	611	MET
1	A	631	LEU
1	A	634	SER
1	A	636	LEU
1	A	637	ARG
1	A	640	THR
1	A	642	LEU
1	A	650	LEU
1	A	658	LEU
1	A	665	THR
1	A	670	LEU
1	A	673	GLU
1	A	678	ARG
1	A	704	LEU
1	A	705	LEU
1	A	724	ASN
1	A	731	SER
1	A	734	LEU
1	A	764	THR
1	A	768	GLU
1	A	786	ASP
1	A	787	ARG
1	A	794	VAL
1	A	795	ILE
1	A	806	SER
1	A	812	LYS
1	A	813	TYR
1	A	820	ARG
1	A	824	GLN
1	A	826	ARG
1	A	833	SER

*Continued on next page...*

*Continued from previous page...*

<b>Mol</b>	<b>Chain</b>	<b>Res</b>	<b>Type</b>
1	A	841	ASP
1	A	842	GLU
1	A	850	ARG
1	A	851	LYS
1	A	855	THR
1	A	863	LEU
1	A	875	MET
1	A	884	SER
1	A	889	GLU
1	A	912	SER
1	A	934	GLN
1	A	937	LYS
1	A	952	MET
1	A	953	ILE
1	A	958	HIS
1	A	960	THR
1	A	970	PRO
1	A	978	GLU
1	A	982	GLN
1	A	983	LEU
1	A	1003	ARG
1	A	1008	THR
1	A	1015	LYS
1	A	1036	THR
1	A	1043	LEU
1	A	1057	THR
1	A	1058	LEU
1	A	1062	ARG
1	A	1064	ARG
1	A	1065	VAL
1	A	1066	ARG
1	A	1090	PHE
1	A	1109	HIS
1	A	1121	ASP
1	A	1122	ASP
1	A	1124	LEU
1	A	1142	LEU
1	A	1145	GLU
1	A	1157	SER
1	A	1159	ASN
1	A	1170	GLN
1	A	1173	ARG

*Continued on next page...*

*Continued from previous page...*

<b>Mol</b>	<b>Chain</b>	<b>Res</b>	<b>Type</b>
1	A	1206	GLU
1	A	1207	VAL
1	A	1220	ARG
1	A	1225	GLU
1	A	1245	ARG
1	A	1246	LEU
1	A	1253	LYS
1	A	1261	PRO
1	A	1264	ILE
1	A	1267	ARG
1	A	1269	ARG
1	A	1274	GLN
1	A	1289	MET
1	A	1291	ASP
1	A	1301	SER
1	A	1304	THR
1	A	1308	ARG
1	A	1310	THR
1	A	1314	PRO
1	A	1317	THR
1	A	1318	ASN
1	A	1349	ARG
1	A	1355	VAL
1	A	1357	VAL
1	A	1360	CYS
1	A	1379	VAL
1	A	1381	ASP
1	A	1398	ASP
1	A	1401	LEU
1	A	1402	PRO
1	A	1408	GLU
1	A	1410	VAL
1	A	1413	GLN
1	A	1419	HIS
1	A	1421	GLU
1	A	1422	SER
1	A	1424	LEU
1	A	1425	LYS
1	A	1449	ARG
1	A	1452	THR
1	A	1461	GLU
1	A	1465	ARG

*Continued on next page...*

*Continued from previous page...*

<b>Mol</b>	<b>Chain</b>	<b>Res</b>	<b>Type</b>
1	A	1466	LEU
1	A	1470	VAL
1	A	1471	HIS
1	A	1472	LEU
1	B	3	VAL
1	B	30	HIS
1	B	34	VAL
1	B	35	ASP
1	B	37	ASP
1	B	40	THR
1	B	47	HIS
1	B	59	VAL
1	B	68	ASP
1	B	76	VAL
1	B	80	ARG
1	B	81	ILE
1	B	109	GLN
1	B	113	ASN
1	B	117	ILE
1	B	120	LYS
1	B	143	GLN
1	B	144	PHE
1	B	146	LEU
1	B	173	SER
1	B	175	ARG
1	B	184	LEU
1	B	186	GLU
1	B	188	LEU
1	B	189	THR
1	B	198	GLU
1	B	209	GLN
1	B	210	ARG
1	B	215	THR
1	B	217	PRO
1	B	218	THR
1	B	235	ASN
1	B	242	ASN
1	B	249	THR
1	B	254	PRO
1	B	258	THR
1	B	260	MET
1	B	261	GLN

*Continued on next page...*

*Continued from previous page...*

<b>Mol</b>	<b>Chain</b>	<b>Res</b>	<b>Type</b>
1	B	263	LEU
1	B	269	VAL
1	B	274	SER
1	B	279	THR
1	B	286	ARG
1	B	290	THR
1	B	296	MET
1	B	297	MET
1	B	308	THR
1	B	312	ASN
1	B	316	LEU
1	B	322	SER
1	B	325	GLU
1	B	347	ARG
1	B	351	ARG
1	B	353	MET
1	B	355	TYR
1	B	362	LEU
1	B	367	SER
1	B	377	THR
1	B	380	ILE
1	B	385	LEU
1	B	389	GLU
1	B	397	SER
1	B	402	ARG
1	B	413	LEU
1	B	417	ASP
1	B	420	VAL
1	B	422	ASN
1	B	423	THR
1	B	426	LEU
1	B	429	LEU
1	B	439	PRO
1	B	447	LEU
1	B	461	MET
1	B	462	GLU
1	B	481	ASP
1	B	483	SER
1	B	487	VAL
1	B	490	ASP
1	B	492	TYR
1	B	495	LEU

*Continued on next page...*

*Continued from previous page...*

<b>Mol</b>	<b>Chain</b>	<b>Res</b>	<b>Type</b>
1	B	496	HIS
1	B	500	ARG
1	B	501	GLN
1	B	519	VAL
1	B	520	MET
1	B	522	LEU
1	B	526	LEU
1	B	531	ASN
1	B	534	ASP
1	B	537	GLU
1	B	538	THR
1	B	542	LEU
1	B	555	PHE
1	B	559	ARG
1	B	562	MET
1	B	564	ASP
1	B	572	THR
1	B	576	ASP
1	B	584	ASP
1	B	593	THR
1	B	606	LEU
1	B	607	THR
1	B	608	ASP
1	B	631	LEU
1	B	636	LEU
1	B	637	ARG
1	B	640	THR
1	B	642	LEU
1	B	643	ASN
1	B	658	LEU
1	B	665	THR
1	B	670	LEU
1	B	673	GLU
1	B	681	ARG
1	B	704	LEU
1	B	714	SER
1	B	717	SER
1	B	731	SER
1	B	746	ILE
1	B	751	LEU
1	B	764	THR
1	B	770	VAL

*Continued on next page...*

*Continued from previous page...*

<b>Mol</b>	<b>Chain</b>	<b>Res</b>	<b>Type</b>
1	B	786	ASP
1	B	787	ARG
1	B	805	ASP
1	B	813	TYR
1	B	820	ARG
1	B	823	MET
1	B	824	GLN
1	B	826	ARG
1	B	833	SER
1	B	841	ASP
1	B	850	ARG
1	B	855	THR
1	B	859	SER
1	B	884	SER
1	B	889	GLU
1	B	898	LYS
1	B	912	SER
1	B	918	THR
1	B	934	GLN
1	B	937	LYS
1	B	950	THR
1	B	952	MET
1	B	958	HIS
1	B	960	THR
1	B	978	GLU
1	B	983	LEU
1	B	1002	SER
1	B	1003	ARG
1	B	1008	THR
1	B	1015	LYS
1	B	1030	THR
1	B	1043	LEU
1	B	1057	THR
1	B	1058	LEU
1	B	1059	ASN
1	B	1062	ARG
1	B	1064	ARG
1	B	1065	VAL
1	B	1077	ARG
1	B	1090	PHE
1	B	1104	MET
1	B	1105	VAL

*Continued on next page...*



*Continued from previous page...*

<b>Mol</b>	<b>Chain</b>	<b>Res</b>	<b>Type</b>
1	B	1109	HIS
1	B	1114	PRO
1	B	1121	ASP
1	B	1122	ASP
1	B	1124	LEU
1	B	1131	THR
1	B	1142	LEU
1	B	1145	GLU
1	B	1147	ARG
1	B	1157	SER
1	B	1159	ASN
1	B	1167	LEU
1	B	1169	HIS
1	B	1170	GLN
1	B	1186	ARG
1	B	1195	ASN
1	B	1204	ARG
1	B	1212	ASP
1	B	1229	MET
1	B	1230	GLN
1	B	1237	ASN
1	B	1238	THR
1	B	1245	ARG
1	B	1246	LEU
1	B	1247	SER
1	B	1253	LYS
1	B	1261	PRO
1	B	1264	ILE
1	B	1269	ARG
1	B	1289	MET
1	B	1298	LYS
1	B	1308	ARG
1	B	1317	THR
1	B	1318	ASN
1	B	1344	GLU
1	B	1349	ARG
1	B	1355	VAL
1	B	1360	CYS
1	B	1379	VAL
1	B	1381	ASP
1	B	1388	THR
1	B	1398	ASP

*Continued on next page...*

*Continued from previous page...*

<b>Mol</b>	<b>Chain</b>	<b>Res</b>	<b>Type</b>
1	B	1400	SER
1	B	1401	LEU
1	B	1408	GLU
1	B	1409	SER
1	B	1410	VAL
1	B	1421	GLU
1	B	1422	SER
1	B	1435	THR
1	B	1449	ARG
1	B	1452	THR
1	B	1465	ARG
1	B	1466	LEU
1	B	1470	VAL
1	B	1471	HIS
1	C	3	VAL
1	C	30	HIS
1	C	34	VAL
1	C	35	ASP
1	C	37	ASP
1	C	39	LYS
1	C	40	THR
1	C	47	HIS
1	C	52	GLN
1	C	59	VAL
1	C	68	ASP
1	C	69	ASN
1	C	76	VAL
1	C	78	LEU
1	C	80	ARG
1	C	81	ILE
1	C	109	GLN
1	C	113	ASN
1	C	117	ILE
1	C	120	LYS
1	C	143	GLN
1	C	144	PHE
1	C	146	LEU
1	C	156	GLU
1	C	162	GLU
1	C	175	ARG
1	C	177	ILE
1	C	184	LEU

*Continued on next page...*

*Continued from previous page...*

<b>Mol</b>	<b>Chain</b>	<b>Res</b>	<b>Type</b>
1	C	186	GLU
1	C	188	LEU
1	C	189	THR
1	C	196	LEU
1	C	198	GLU
1	C	207	TYR
1	C	209	GLN
1	C	210	ARG
1	C	215	THR
1	C	218	THR
1	C	228	LEU
1	C	235	ASN
1	C	242	ASN
1	C	244	MET
1	C	249	THR
1	C	254	PRO
1	C	258	THR
1	C	261	GLN
1	C	267	ILE
1	C	269	VAL
1	C	279	THR
1	C	286	ARG
1	C	312	ASN
1	C	316	LEU
1	C	322	SER
1	C	335	MET
1	C	336	THR
1	C	342	VAL
1	C	347	ARG
1	C	351	ARG
1	C	353	MET
1	C	355	TYR
1	C	362	LEU
1	C	367	SER
1	C	368	GLU
1	C	377	THR
1	C	380	ILE
1	C	390	MET
1	C	397	SER
1	C	405	GLU
1	C	413	LEU
1	C	417	ASP

*Continued on next page...*

*Continued from previous page...*

<b>Mol</b>	<b>Chain</b>	<b>Res</b>	<b>Type</b>
1	C	420	VAL
1	C	429	LEU
1	C	439	PRO
1	C	440	SER
1	C	441	ASP
1	C	447	LEU
1	C	461	MET
1	C	463	LEU
1	C	465	LEU
1	C	479	MET
1	C	483	SER
1	C	487	VAL
1	C	495	LEU
1	C	509	PRO
1	C	519	VAL
1	C	520	MET
1	C	526	LEU
1	C	534	ASP
1	C	537	GLU
1	C	547	SER
1	C	559	ARG
1	C	564	ASP
1	C	572	THR
1	C	584	ASP
1	C	598	ARG
1	C	606	LEU
1	C	607	THR
1	C	611	MET
1	C	631	LEU
1	C	634	SER
1	C	636	LEU
1	C	637	ARG
1	C	640	THR
1	C	642	LEU
1	C	650	LEU
1	C	658	LEU
1	C	665	THR
1	C	670	LEU
1	C	673	GLU
1	C	678	ARG
1	C	704	LEU
1	C	705	LEU

*Continued on next page...*

*Continued from previous page...*

<b>Mol</b>	<b>Chain</b>	<b>Res</b>	<b>Type</b>
1	C	724	ASN
1	C	731	SER
1	C	734	LEU
1	C	764	THR
1	C	768	GLU
1	C	786	ASP
1	C	787	ARG
1	C	794	VAL
1	C	795	ILE
1	C	806	SER
1	C	812	LYS
1	C	813	TYR
1	C	820	ARG
1	C	824	GLN
1	C	826	ARG
1	C	833	SER
1	C	841	ASP
1	C	842	GLU
1	C	850	ARG
1	C	851	LYS
1	C	855	THR
1	C	863	LEU
1	C	875	MET
1	C	884	SER
1	C	889	GLU
1	C	912	SER
1	C	934	GLN
1	C	937	LYS
1	C	952	MET
1	C	953	ILE
1	C	958	HIS
1	C	960	THR
1	C	970	PRO
1	C	978	GLU
1	C	982	GLN
1	C	983	LEU
1	C	1003	ARG
1	C	1008	THR
1	C	1015	LYS
1	C	1036	THR
1	C	1043	LEU
1	C	1057	THR

*Continued on next page...*

*Continued from previous page...*

<b>Mol</b>	<b>Chain</b>	<b>Res</b>	<b>Type</b>
1	C	1058	LEU
1	C	1062	ARG
1	C	1064	ARG
1	C	1065	VAL
1	C	1066	ARG
1	C	1090	PHE
1	C	1109	HIS
1	C	1121	ASP
1	C	1122	ASP
1	C	1124	LEU
1	C	1142	LEU
1	C	1145	GLU
1	C	1157	SER
1	C	1159	ASN
1	C	1170	GLN
1	C	1173	ARG
1	C	1206	GLU
1	C	1207	VAL
1	C	1220	ARG
1	C	1225	GLU
1	C	1245	ARG
1	C	1246	LEU
1	C	1253	LYS
1	C	1261	PRO
1	C	1264	ILE
1	C	1267	ARG
1	C	1269	ARG
1	C	1274	GLN
1	C	1289	MET
1	C	1291	ASP
1	C	1301	SER
1	C	1304	THR
1	C	1308	ARG
1	C	1310	THR
1	C	1314	PRO
1	C	1317	THR
1	C	1318	ASN
1	C	1349	ARG
1	C	1355	VAL
1	C	1357	VAL
1	C	1360	CYS
1	C	1379	VAL

*Continued on next page...*

*Continued from previous page...*

<b>Mol</b>	<b>Chain</b>	<b>Res</b>	<b>Type</b>
1	C	1381	ASP
1	C	1398	ASP
1	C	1401	LEU
1	C	1402	PRO
1	C	1408	GLU
1	C	1410	VAL
1	C	1413	GLN
1	C	1419	HIS
1	C	1421	GLU
1	C	1422	SER
1	C	1424	LEU
1	C	1425	LYS
1	C	1449	ARG
1	C	1452	THR
1	C	1461	GLU
1	C	1465	ARG
1	C	1466	LEU
1	C	1470	VAL
1	C	1471	HIS
1	C	1472	LEU
1	D	3	VAL
1	D	30	HIS
1	D	34	VAL
1	D	35	ASP
1	D	37	ASP
1	D	40	THR
1	D	47	HIS
1	D	59	VAL
1	D	68	ASP
1	D	76	VAL
1	D	80	ARG
1	D	81	ILE
1	D	109	GLN
1	D	113	ASN
1	D	117	ILE
1	D	120	LYS
1	D	143	GLN
1	D	144	PHE
1	D	146	LEU
1	D	173	SER
1	D	175	ARG
1	D	184	LEU

*Continued on next page...*

*Continued from previous page...*

<b>Mol</b>	<b>Chain</b>	<b>Res</b>	<b>Type</b>
1	D	186	GLU
1	D	188	LEU
1	D	189	THR
1	D	198	GLU
1	D	209	GLN
1	D	210	ARG
1	D	215	THR
1	D	217	PRO
1	D	218	THR
1	D	235	ASN
1	D	242	ASN
1	D	249	THR
1	D	254	PRO
1	D	258	THR
1	D	260	MET
1	D	261	GLN
1	D	263	LEU
1	D	269	VAL
1	D	274	SER
1	D	279	THR
1	D	286	ARG
1	D	290	THR
1	D	296	MET
1	D	297	MET
1	D	308	THR
1	D	312	ASN
1	D	316	LEU
1	D	322	SER
1	D	325	GLU
1	D	347	ARG
1	D	351	ARG
1	D	353	MET
1	D	355	TYR
1	D	362	LEU
1	D	367	SER
1	D	377	THR
1	D	380	ILE
1	D	385	LEU
1	D	389	GLU
1	D	397	SER
1	D	402	ARG
1	D	413	LEU

*Continued on next page...*



*Continued from previous page...*

<b>Mol</b>	<b>Chain</b>	<b>Res</b>	<b>Type</b>
1	D	417	ASP
1	D	420	VAL
1	D	422	ASN
1	D	423	THR
1	D	426	LEU
1	D	429	LEU
1	D	439	PRO
1	D	447	LEU
1	D	461	MET
1	D	462	GLU
1	D	481	ASP
1	D	483	SER
1	D	487	VAL
1	D	490	ASP
1	D	492	TYR
1	D	495	LEU
1	D	496	HIS
1	D	500	ARG
1	D	501	GLN
1	D	519	VAL
1	D	520	MET
1	D	522	LEU
1	D	526	LEU
1	D	531	ASN
1	D	534	ASP
1	D	537	GLU
1	D	538	THR
1	D	542	LEU
1	D	555	PHE
1	D	559	ARG
1	D	562	MET
1	D	564	ASP
1	D	572	THR
1	D	576	ASP
1	D	584	ASP
1	D	593	THR
1	D	606	LEU
1	D	607	THR
1	D	608	ASP
1	D	631	LEU
1	D	636	LEU
1	D	637	ARG

*Continued on next page...*

*Continued from previous page...*

<b>Mol</b>	<b>Chain</b>	<b>Res</b>	<b>Type</b>
1	D	640	THR
1	D	642	LEU
1	D	643	ASN
1	D	658	LEU
1	D	665	THR
1	D	670	LEU
1	D	673	GLU
1	D	681	ARG
1	D	704	LEU
1	D	714	SER
1	D	717	SER
1	D	731	SER
1	D	746	ILE
1	D	751	LEU
1	D	764	THR
1	D	770	VAL
1	D	786	ASP
1	D	787	ARG
1	D	805	ASP
1	D	813	TYR
1	D	820	ARG
1	D	823	MET
1	D	824	GLN
1	D	826	ARG
1	D	833	SER
1	D	841	ASP
1	D	850	ARG
1	D	855	THR
1	D	859	SER
1	D	884	SER
1	D	889	GLU
1	D	898	LYS
1	D	912	SER
1	D	918	THR
1	D	934	GLN
1	D	937	LYS
1	D	950	THR
1	D	952	MET
1	D	958	HIS
1	D	960	THR
1	D	978	GLU
1	D	983	LEU

*Continued on next page...*

*Continued from previous page...*

<b>Mol</b>	<b>Chain</b>	<b>Res</b>	<b>Type</b>
1	D	1002	SER
1	D	1003	ARG
1	D	1008	THR
1	D	1015	LYS
1	D	1030	THR
1	D	1043	LEU
1	D	1057	THR
1	D	1058	LEU
1	D	1059	ASN
1	D	1062	ARG
1	D	1064	ARG
1	D	1065	VAL
1	D	1077	ARG
1	D	1090	PHE
1	D	1104	MET
1	D	1105	VAL
1	D	1109	HIS
1	D	1114	PRO
1	D	1121	ASP
1	D	1122	ASP
1	D	1124	LEU
1	D	1131	THR
1	D	1142	LEU
1	D	1145	GLU
1	D	1147	ARG
1	D	1157	SER
1	D	1159	ASN
1	D	1167	LEU
1	D	1169	HIS
1	D	1170	GLN
1	D	1186	ARG
1	D	1195	ASN
1	D	1204	ARG
1	D	1212	ASP
1	D	1229	MET
1	D	1230	GLN
1	D	1237	ASN
1	D	1238	THR
1	D	1245	ARG
1	D	1246	LEU
1	D	1247	SER
1	D	1253	LYS

*Continued on next page...*

*Continued from previous page...*

<b>Mol</b>	<b>Chain</b>	<b>Res</b>	<b>Type</b>
1	D	1261	PRO
1	D	1264	ILE
1	D	1269	ARG
1	D	1289	MET
1	D	1298	LYS
1	D	1308	ARG
1	D	1317	THR
1	D	1318	ASN
1	D	1344	GLU
1	D	1349	ARG
1	D	1355	VAL
1	D	1360	CYS
1	D	1379	VAL
1	D	1381	ASP
1	D	1388	THR
1	D	1398	ASP
1	D	1400	SER
1	D	1401	LEU
1	D	1408	GLU
1	D	1409	SER
1	D	1410	VAL
1	D	1421	GLU
1	D	1422	SER
1	D	1435	THR
1	D	1449	ARG
1	D	1452	THR
1	D	1465	ARG
1	D	1466	LEU
1	D	1470	VAL
1	D	1471	HIS
1	E	3	VAL
1	E	30	HIS
1	E	34	VAL
1	E	35	ASP
1	E	37	ASP
1	E	39	LYS
1	E	40	THR
1	E	47	HIS
1	E	52	GLN
1	E	59	VAL
1	E	68	ASP
1	E	69	ASN

*Continued on next page...*

*Continued from previous page...*

<b>Mol</b>	<b>Chain</b>	<b>Res</b>	<b>Type</b>
1	E	76	VAL
1	E	78	LEU
1	E	80	ARG
1	E	81	ILE
1	E	109	GLN
1	E	113	ASN
1	E	117	ILE
1	E	120	LYS
1	E	143	GLN
1	E	144	PHE
1	E	146	LEU
1	E	156	GLU
1	E	162	GLU
1	E	175	ARG
1	E	177	ILE
1	E	184	LEU
1	E	186	GLU
1	E	188	LEU
1	E	189	THR
1	E	196	LEU
1	E	198	GLU
1	E	207	TYR
1	E	209	GLN
1	E	210	ARG
1	E	215	THR
1	E	218	THR
1	E	228	LEU
1	E	235	ASN
1	E	242	ASN
1	E	244	MET
1	E	249	THR
1	E	254	PRO
1	E	258	THR
1	E	261	GLN
1	E	267	ILE
1	E	269	VAL
1	E	279	THR
1	E	286	ARG
1	E	312	ASN
1	E	316	LEU
1	E	322	SER
1	E	335	MET

*Continued on next page...*

*Continued from previous page...*

<b>Mol</b>	<b>Chain</b>	<b>Res</b>	<b>Type</b>
1	E	336	THR
1	E	342	VAL
1	E	347	ARG
1	E	351	ARG
1	E	353	MET
1	E	355	TYR
1	E	362	LEU
1	E	367	SER
1	E	368	GLU
1	E	377	THR
1	E	380	ILE
1	E	390	MET
1	E	397	SER
1	E	405	GLU
1	E	413	LEU
1	E	417	ASP
1	E	420	VAL
1	E	429	LEU
1	E	439	PRO
1	E	440	SER
1	E	441	ASP
1	E	447	LEU
1	E	461	MET
1	E	463	LEU
1	E	465	LEU
1	E	479	MET
1	E	483	SER
1	E	487	VAL
1	E	495	LEU
1	E	509	PRO
1	E	519	VAL
1	E	520	MET
1	E	526	LEU
1	E	534	ASP
1	E	537	GLU
1	E	547	SER
1	E	559	ARG
1	E	564	ASP
1	E	572	THR
1	E	584	ASP
1	E	598	ARG
1	E	606	LEU

*Continued on next page...*

*Continued from previous page...*

<b>Mol</b>	<b>Chain</b>	<b>Res</b>	<b>Type</b>
1	E	607	THR
1	E	611	MET
1	E	631	LEU
1	E	634	SER
1	E	636	LEU
1	E	637	ARG
1	E	640	THR
1	E	642	LEU
1	E	650	LEU
1	E	658	LEU
1	E	665	THR
1	E	670	LEU
1	E	673	GLU
1	E	678	ARG
1	E	704	LEU
1	E	705	LEU
1	E	724	ASN
1	E	731	SER
1	E	734	LEU
1	E	764	THR
1	E	768	GLU
1	E	786	ASP
1	E	787	ARG
1	E	794	VAL
1	E	795	ILE
1	E	806	SER
1	E	812	LYS
1	E	813	TYR
1	E	820	ARG
1	E	824	GLN
1	E	826	ARG
1	E	833	SER
1	E	841	ASP
1	E	842	GLU
1	E	850	ARG
1	E	851	LYS
1	E	855	THR
1	E	863	LEU
1	E	875	MET
1	E	884	SER
1	E	889	GLU
1	E	912	SER

*Continued on next page...*

*Continued from previous page...*

<b>Mol</b>	<b>Chain</b>	<b>Res</b>	<b>Type</b>
1	E	934	GLN
1	E	937	LYS
1	E	952	MET
1	E	953	ILE
1	E	958	HIS
1	E	960	THR
1	E	970	PRO
1	E	978	GLU
1	E	982	GLN
1	E	983	LEU
1	E	1003	ARG
1	E	1008	THR
1	E	1015	LYS
1	E	1036	THR
1	E	1043	LEU
1	E	1057	THR
1	E	1058	LEU
1	E	1062	ARG
1	E	1064	ARG
1	E	1065	VAL
1	E	1066	ARG
1	E	1090	PHE
1	E	1109	HIS
1	E	1121	ASP
1	E	1122	ASP
1	E	1124	LEU
1	E	1142	LEU
1	E	1145	GLU
1	E	1157	SER
1	E	1159	ASN
1	E	1170	GLN
1	E	1173	ARG
1	E	1206	GLU
1	E	1207	VAL
1	E	1220	ARG
1	E	1225	GLU
1	E	1245	ARG
1	E	1246	LEU
1	E	1253	LYS
1	E	1261	PRO
1	E	1264	ILE
1	E	1267	ARG

*Continued on next page...*



*Continued from previous page...*

<b>Mol</b>	<b>Chain</b>	<b>Res</b>	<b>Type</b>
1	E	1269	ARG
1	E	1274	GLN
1	E	1289	MET
1	E	1291	ASP
1	E	1301	SER
1	E	1304	THR
1	E	1308	ARG
1	E	1310	THR
1	E	1314	PRO
1	E	1317	THR
1	E	1318	ASN
1	E	1349	ARG
1	E	1355	VAL
1	E	1357	VAL
1	E	1360	CYS
1	E	1379	VAL
1	E	1381	ASP
1	E	1398	ASP
1	E	1401	LEU
1	E	1402	PRO
1	E	1408	GLU
1	E	1410	VAL
1	E	1413	GLN
1	E	1419	HIS
1	E	1421	GLU
1	E	1422	SER
1	E	1424	LEU
1	E	1425	LYS
1	E	1449	ARG
1	E	1452	THR
1	E	1461	GLU
1	E	1465	ARG
1	E	1466	LEU
1	E	1470	VAL
1	E	1471	HIS
1	E	1472	LEU
1	F	3	VAL
1	F	30	HIS
1	F	34	VAL
1	F	35	ASP
1	F	37	ASP
1	F	40	THR

*Continued on next page...*

*Continued from previous page...*

<b>Mol</b>	<b>Chain</b>	<b>Res</b>	<b>Type</b>
1	F	47	HIS
1	F	59	VAL
1	F	68	ASP
1	F	76	VAL
1	F	80	ARG
1	F	81	ILE
1	F	109	GLN
1	F	113	ASN
1	F	117	ILE
1	F	120	LYS
1	F	143	GLN
1	F	144	PHE
1	F	146	LEU
1	F	173	SER
1	F	175	ARG
1	F	184	LEU
1	F	186	GLU
1	F	188	LEU
1	F	189	THR
1	F	198	GLU
1	F	209	GLN
1	F	210	ARG
1	F	215	THR
1	F	217	PRO
1	F	218	THR
1	F	235	ASN
1	F	242	ASN
1	F	249	THR
1	F	254	PRO
1	F	258	THR
1	F	260	MET
1	F	261	GLN
1	F	263	LEU
1	F	269	VAL
1	F	274	SER
1	F	279	THR
1	F	286	ARG
1	F	290	THR
1	F	296	MET
1	F	297	MET
1	F	308	THR
1	F	312	ASN

*Continued on next page...*

*Continued from previous page...*

<b>Mol</b>	<b>Chain</b>	<b>Res</b>	<b>Type</b>
1	F	316	LEU
1	F	322	SER
1	F	325	GLU
1	F	347	ARG
1	F	351	ARG
1	F	353	MET
1	F	355	TYR
1	F	362	LEU
1	F	367	SER
1	F	377	THR
1	F	380	ILE
1	F	385	LEU
1	F	389	GLU
1	F	397	SER
1	F	402	ARG
1	F	413	LEU
1	F	417	ASP
1	F	420	VAL
1	F	422	ASN
1	F	423	THR
1	F	426	LEU
1	F	429	LEU
1	F	439	PRO
1	F	447	LEU
1	F	461	MET
1	F	462	GLU
1	F	481	ASP
1	F	483	SER
1	F	487	VAL
1	F	490	ASP
1	F	492	TYR
1	F	495	LEU
1	F	496	HIS
1	F	500	ARG
1	F	501	GLN
1	F	519	VAL
1	F	520	MET
1	F	522	LEU
1	F	526	LEU
1	F	531	ASN
1	F	534	ASP
1	F	537	GLU

*Continued on next page...*

*Continued from previous page...*

<b>Mol</b>	<b>Chain</b>	<b>Res</b>	<b>Type</b>
1	F	538	THR
1	F	542	LEU
1	F	555	PHE
1	F	559	ARG
1	F	562	MET
1	F	564	ASP
1	F	572	THR
1	F	576	ASP
1	F	584	ASP
1	F	593	THR
1	F	606	LEU
1	F	607	THR
1	F	608	ASP
1	F	631	LEU
1	F	636	LEU
1	F	637	ARG
1	F	640	THR
1	F	642	LEU
1	F	643	ASN
1	F	658	LEU
1	F	665	THR
1	F	670	LEU
1	F	673	GLU
1	F	681	ARG
1	F	704	LEU
1	F	714	SER
1	F	717	SER
1	F	731	SER
1	F	746	ILE
1	F	751	LEU
1	F	764	THR
1	F	770	VAL
1	F	786	ASP
1	F	787	ARG
1	F	805	ASP
1	F	813	TYR
1	F	820	ARG
1	F	823	MET
1	F	824	GLN
1	F	826	ARG
1	F	833	SER
1	F	841	ASP

*Continued on next page...*

*Continued from previous page...*

<b>Mol</b>	<b>Chain</b>	<b>Res</b>	<b>Type</b>
1	F	850	ARG
1	F	855	THR
1	F	859	SER
1	F	884	SER
1	F	889	GLU
1	F	898	LYS
1	F	912	SER
1	F	918	THR
1	F	934	GLN
1	F	937	LYS
1	F	950	THR
1	F	952	MET
1	F	958	HIS
1	F	960	THR
1	F	978	GLU
1	F	983	LEU
1	F	1002	SER
1	F	1003	ARG
1	F	1008	THR
1	F	1015	LYS
1	F	1030	THR
1	F	1043	LEU
1	F	1057	THR
1	F	1058	LEU
1	F	1059	ASN
1	F	1062	ARG
1	F	1064	ARG
1	F	1065	VAL
1	F	1077	ARG
1	F	1090	PHE
1	F	1104	MET
1	F	1105	VAL
1	F	1109	HIS
1	F	1114	PRO
1	F	1121	ASP
1	F	1122	ASP
1	F	1124	LEU
1	F	1131	THR
1	F	1142	LEU
1	F	1145	GLU
1	F	1147	ARG
1	F	1157	SER

*Continued on next page...*

*Continued from previous page...*

<b>Mol</b>	<b>Chain</b>	<b>Res</b>	<b>Type</b>
1	F	1159	ASN
1	F	1167	LEU
1	F	1169	HIS
1	F	1170	GLN
1	F	1186	ARG
1	F	1195	ASN
1	F	1204	ARG
1	F	1212	ASP
1	F	1229	MET
1	F	1230	GLN
1	F	1237	ASN
1	F	1238	THR
1	F	1245	ARG
1	F	1246	LEU
1	F	1247	SER
1	F	1253	LYS
1	F	1261	PRO
1	F	1264	ILE
1	F	1269	ARG
1	F	1289	MET
1	F	1298	LYS
1	F	1308	ARG
1	F	1317	THR
1	F	1318	ASN
1	F	1344	GLU
1	F	1349	ARG
1	F	1355	VAL
1	F	1360	CYS
1	F	1379	VAL
1	F	1381	ASP
1	F	1388	THR
1	F	1398	ASP
1	F	1400	SER
1	F	1401	LEU
1	F	1408	GLU
1	F	1409	SER
1	F	1410	VAL
1	F	1421	GLU
1	F	1422	SER
1	F	1435	THR
1	F	1449	ARG
1	F	1452	THR

*Continued on next page...*

*Continued from previous page...*

<b>Mol</b>	<b>Chain</b>	<b>Res</b>	<b>Type</b>
1	F	1465	ARG
1	F	1466	LEU
1	F	1470	VAL
1	F	1471	HIS
2	G	37	ASP
2	G	52	VAL
2	G	61	VAL
2	G	68	TRP
2	G	69	LEU
2	G	72	THR
2	G	97	ILE
2	G	109	VAL
2	G	111	GLU
2	G	114	THR
2	G	118	VAL
2	G	119	THR
2	G	123	VAL
2	G	125	LYS
2	G	139	PRO
2	G	141	THR
2	G	146	LEU
2	G	148	LEU
2	G	150	VAL
2	G	152	VAL
2	G	166	LEU
2	G	169	LYS
2	G	173	VAL
2	G	175	VAL
2	G	181	ARG
2	G	182	MET
2	G	186	LEU
2	G	195	LEU
2	G	196	GLU
2	G	197	LYS
2	G	200	VAL
2	G	203	ARG
2	G	204	VAL
2	G	206	LEU
2	G	207	LEU
2	G	212	VAL
2	G	220	VAL
2	G	226	LEU

*Continued on next page...*

*Continued from previous page...*

<b>Mol</b>	<b>Chain</b>	<b>Res</b>	<b>Type</b>
2	G	236	VAL
2	G	237	LEU
2	G	238	VAL
2	G	240	THR
2	G	242	VAL
2	G	244	LYS
2	G	255	LEU
2	G	259	VAL
2	G	262	LEU
2	G	263	ASP
2	G	265	LEU
2	G	267	THR
2	G	271	VAL
2	G	273	LEU
2	G	295	LEU
2	G	307	THR
2	G	319	LEU
2	G	321	ARG
2	G	322	ARG
2	G	328	PRO
2	G	331	GLN
2	G	334	VAL
2	G	345	ILE
2	G	347	GLN
2	G	350	PRO
2	G	354	THR
2	G	356	ASP
2	G	358	VAL
2	G	359	VAL
2	G	360	THR
2	G	365	VAL
2	G	367	ILE
2	G	371	VAL
2	G	373	ASP
2	G	380	PRO
2	G	382	VAL
2	G	383	ILE
2	G	389	THR
2	G	390	VAL
2	G	394	LEU
2	G	395	VAL
2	G	399	LEU

*Continued on next page...*



*Continued from previous page...*

<b>Mol</b>	<b>Chain</b>	<b>Res</b>	<b>Type</b>
2	G	405	ASP
2	G	406	LEU
2	G	408	ASN
2	G	411	ASP
2	G	413	PRO
2	G	415	LEU
2	G	418	THR
2	G	419	ARG
2	G	422	THR
2	G	423	LEU
2	G	424	LEU
2	G	425	VAL
2	G	430	LYS
2	G	437	VAL
2	G	449	LEU
2	G	450	VAL
2	G	454	ILE
2	G	462	GLU
2	G	475	PRO
2	G	476	VAL
2	G	478	VAL
2	H	37	ASP
2	H	52	VAL
2	H	61	VAL
2	H	68	TRP
2	H	69	LEU
2	H	72	THR
2	H	97	ILE
2	H	109	VAL
2	H	111	GLU
2	H	114	THR
2	H	118	VAL
2	H	119	THR
2	H	123	VAL
2	H	125	LYS
2	H	139	PRO
2	H	141	THR
2	H	146	LEU
2	H	148	LEU
2	H	150	VAL
2	H	152	VAL
2	H	166	LEU

*Continued on next page...*

*Continued from previous page...*

<b>Mol</b>	<b>Chain</b>	<b>Res</b>	<b>Type</b>
2	H	169	LYS
2	H	173	VAL
2	H	175	VAL
2	H	181	ARG
2	H	182	MET
2	H	186	LEU
2	H	195	LEU
2	H	196	GLU
2	H	197	LYS
2	H	200	VAL
2	H	203	ARG
2	H	204	VAL
2	H	206	LEU
2	H	207	LEU
2	H	212	VAL
2	H	220	VAL
2	H	226	LEU
2	H	236	VAL
2	H	237	LEU
2	H	238	VAL
2	H	240	THR
2	H	242	VAL
2	H	244	LYS
2	H	255	LEU
2	H	259	VAL
2	H	262	LEU
2	H	263	ASP
2	H	265	LEU
2	H	267	THR
2	H	271	VAL
2	H	273	LEU
2	H	295	LEU
2	H	307	THR
2	H	319	LEU
2	H	321	ARG
2	H	322	ARG
2	H	328	PRO
2	H	331	GLN
2	H	334	VAL
2	H	345	ILE
2	H	347	GLN
2	H	350	PRO

*Continued on next page...*

*Continued from previous page...*

<b>Mol</b>	<b>Chain</b>	<b>Res</b>	<b>Type</b>
2	H	354	THR
2	H	356	ASP
2	H	358	VAL
2	H	359	VAL
2	H	360	THR
2	H	365	VAL
2	H	367	ILE
2	H	371	VAL
2	H	373	ASP
2	H	380	PRO
2	H	382	VAL
2	H	383	ILE
2	H	389	THR
2	H	390	VAL
2	H	394	LEU
2	H	395	VAL
2	H	399	LEU
2	H	405	ASP
2	H	406	LEU
2	H	408	ASN
2	H	411	ASP
2	H	413	PRO
2	H	415	LEU
2	H	418	THR
2	H	419	ARG
2	H	422	THR
2	H	423	LEU
2	H	424	LEU
2	H	425	VAL
2	H	430	LYS
2	H	437	VAL
2	H	449	LEU
2	H	450	VAL
2	H	454	ILE
2	H	462	GLU
2	H	475	PRO
2	H	476	VAL
2	H	478	VAL
2	I	37	ASP
2	I	52	VAL
2	I	61	VAL
2	I	68	TRP

*Continued on next page...*

*Continued from previous page...*

<b>Mol</b>	<b>Chain</b>	<b>Res</b>	<b>Type</b>
2	I	69	LEU
2	I	72	THR
2	I	97	ILE
2	I	109	VAL
2	I	111	GLU
2	I	114	THR
2	I	118	VAL
2	I	119	THR
2	I	123	VAL
2	I	125	LYS
2	I	139	PRO
2	I	141	THR
2	I	146	LEU
2	I	148	LEU
2	I	150	VAL
2	I	152	VAL
2	I	166	LEU
2	I	169	LYS
2	I	173	VAL
2	I	175	VAL
2	I	181	ARG
2	I	182	MET
2	I	186	LEU
2	I	195	LEU
2	I	196	GLU
2	I	197	LYS
2	I	200	VAL
2	I	203	ARG
2	I	204	VAL
2	I	206	LEU
2	I	207	LEU
2	I	212	VAL
2	I	220	VAL
2	I	226	LEU
2	I	236	VAL
2	I	237	LEU
2	I	238	VAL
2	I	240	THR
2	I	242	VAL
2	I	244	LYS
2	I	255	LEU
2	I	259	VAL

*Continued on next page...*

*Continued from previous page...*

<b>Mol</b>	<b>Chain</b>	<b>Res</b>	<b>Type</b>
2	I	262	LEU
2	I	263	ASP
2	I	265	LEU
2	I	267	THR
2	I	271	VAL
2	I	273	LEU
2	I	295	LEU
2	I	307	THR
2	I	319	LEU
2	I	321	ARG
2	I	322	ARG
2	I	328	PRO
2	I	331	GLN
2	I	334	VAL
2	I	345	ILE
2	I	347	GLN
2	I	350	PRO
2	I	354	THR
2	I	356	ASP
2	I	358	VAL
2	I	359	VAL
2	I	360	THR
2	I	365	VAL
2	I	367	ILE
2	I	371	VAL
2	I	373	ASP
2	I	380	PRO
2	I	382	VAL
2	I	383	ILE
2	I	389	THR
2	I	390	VAL
2	I	394	LEU
2	I	395	VAL
2	I	399	LEU
2	I	405	ASP
2	I	406	LEU
2	I	408	ASN
2	I	411	ASP
2	I	413	PRO
2	I	415	LEU
2	I	418	THR
2	I	419	ARG

*Continued on next page...*

*Continued from previous page...*

<b>Mol</b>	<b>Chain</b>	<b>Res</b>	<b>Type</b>
2	I	422	THR
2	I	423	LEU
2	I	424	LEU
2	I	425	VAL
2	I	430	LYS
2	I	437	VAL
2	I	449	LEU
2	I	450	VAL
2	I	454	ILE
2	I	462	GLU
2	I	475	PRO
2	I	476	VAL
2	I	478	VAL
2	J	37	ASP
2	J	52	VAL
2	J	61	VAL
2	J	68	TRP
2	J	69	LEU
2	J	72	THR
2	J	97	ILE
2	J	109	VAL
2	J	111	GLU
2	J	114	THR
2	J	118	VAL
2	J	119	THR
2	J	123	VAL
2	J	125	LYS
2	J	139	PRO
2	J	141	THR
2	J	146	LEU
2	J	148	LEU
2	J	150	VAL
2	J	152	VAL
2	J	166	LEU
2	J	169	LYS
2	J	173	VAL
2	J	175	VAL
2	J	181	ARG
2	J	182	MET
2	J	186	LEU
2	J	195	LEU
2	J	196	GLU

*Continued on next page...*

*Continued from previous page...*

<b>Mol</b>	<b>Chain</b>	<b>Res</b>	<b>Type</b>
2	J	197	LYS
2	J	200	VAL
2	J	203	ARG
2	J	204	VAL
2	J	206	LEU
2	J	207	LEU
2	J	212	VAL
2	J	220	VAL
2	J	226	LEU
2	J	236	VAL
2	J	237	LEU
2	J	238	VAL
2	J	240	THR
2	J	242	VAL
2	J	244	LYS
2	J	255	LEU
2	J	259	VAL
2	J	262	LEU
2	J	263	ASP
2	J	265	LEU
2	J	267	THR
2	J	271	VAL
2	J	273	LEU
2	J	295	LEU
2	J	307	THR
2	J	319	LEU
2	J	321	ARG
2	J	322	ARG
2	J	328	PRO
2	J	331	GLN
2	J	334	VAL
2	J	345	ILE
2	J	347	GLN
2	J	350	PRO
2	J	354	THR
2	J	356	ASP
2	J	358	VAL
2	J	359	VAL
2	J	360	THR
2	J	365	VAL
2	J	367	ILE
2	J	371	VAL

*Continued on next page...*

*Continued from previous page...*

<b>Mol</b>	<b>Chain</b>	<b>Res</b>	<b>Type</b>
2	J	373	ASP
2	J	380	PRO
2	J	382	VAL
2	J	383	ILE
2	J	389	THR
2	J	390	VAL
2	J	394	LEU
2	J	395	VAL
2	J	399	LEU
2	J	405	ASP
2	J	406	LEU
2	J	408	ASN
2	J	411	ASP
2	J	413	PRO
2	J	415	LEU
2	J	418	THR
2	J	419	ARG
2	J	422	THR
2	J	423	LEU
2	J	424	LEU
2	J	425	VAL
2	J	430	LYS
2	J	437	VAL
2	J	449	LEU
2	J	450	VAL
2	J	454	ILE
2	J	462	GLU
2	J	475	PRO
2	J	476	VAL
2	J	478	VAL
2	K	37	ASP
2	K	52	VAL
2	K	61	VAL
2	K	68	TRP
2	K	69	LEU
2	K	72	THR
2	K	97	ILE
2	K	109	VAL
2	K	111	GLU
2	K	114	THR
2	K	118	VAL
2	K	119	THR

*Continued on next page...*



*Continued from previous page...*

<b>Mol</b>	<b>Chain</b>	<b>Res</b>	<b>Type</b>
2	K	123	VAL
2	K	125	LYS
2	K	139	PRO
2	K	141	THR
2	K	146	LEU
2	K	148	LEU
2	K	150	VAL
2	K	152	VAL
2	K	166	LEU
2	K	169	LYS
2	K	173	VAL
2	K	175	VAL
2	K	181	ARG
2	K	182	MET
2	K	186	LEU
2	K	195	LEU
2	K	196	GLU
2	K	197	LYS
2	K	200	VAL
2	K	203	ARG
2	K	204	VAL
2	K	206	LEU
2	K	207	LEU
2	K	212	VAL
2	K	220	VAL
2	K	226	LEU
2	K	236	VAL
2	K	237	LEU
2	K	238	VAL
2	K	240	THR
2	K	242	VAL
2	K	244	LYS
2	K	255	LEU
2	K	259	VAL
2	K	262	LEU
2	K	263	ASP
2	K	265	LEU
2	K	267	THR
2	K	271	VAL
2	K	273	LEU
2	K	295	LEU
2	K	307	THR

*Continued on next page...*

*Continued from previous page...*

<b>Mol</b>	<b>Chain</b>	<b>Res</b>	<b>Type</b>
2	K	319	LEU
2	K	321	ARG
2	K	322	ARG
2	K	328	PRO
2	K	331	GLN
2	K	334	VAL
2	K	345	ILE
2	K	347	GLN
2	K	350	PRO
2	K	354	THR
2	K	356	ASP
2	K	358	VAL
2	K	359	VAL
2	K	360	THR
2	K	365	VAL
2	K	367	ILE
2	K	371	VAL
2	K	373	ASP
2	K	380	PRO
2	K	382	VAL
2	K	383	ILE
2	K	389	THR
2	K	390	VAL
2	K	394	LEU
2	K	395	VAL
2	K	399	LEU
2	K	405	ASP
2	K	406	LEU
2	K	408	ASN
2	K	411	ASP
2	K	413	PRO
2	K	415	LEU
2	K	418	THR
2	K	419	ARG
2	K	422	THR
2	K	423	LEU
2	K	424	LEU
2	K	425	VAL
2	K	430	LYS
2	K	437	VAL
2	K	449	LEU
2	K	450	VAL

*Continued on next page...*

*Continued from previous page...*

<b>Mol</b>	<b>Chain</b>	<b>Res</b>	<b>Type</b>
2	K	454	ILE
2	K	462	GLU
2	K	475	PRO
2	K	476	VAL
2	K	478	VAL
2	L	37	ASP
2	L	52	VAL
2	L	61	VAL
2	L	68	TRP
2	L	69	LEU
2	L	72	THR
2	L	97	ILE
2	L	109	VAL
2	L	111	GLU
2	L	114	THR
2	L	118	VAL
2	L	119	THR
2	L	123	VAL
2	L	125	LYS
2	L	139	PRO
2	L	141	THR
2	L	146	LEU
2	L	148	LEU
2	L	150	VAL
2	L	152	VAL
2	L	166	LEU
2	L	169	LYS
2	L	173	VAL
2	L	175	VAL
2	L	181	ARG
2	L	182	MET
2	L	186	LEU
2	L	195	LEU
2	L	196	GLU
2	L	197	LYS
2	L	200	VAL
2	L	203	ARG
2	L	204	VAL
2	L	206	LEU
2	L	207	LEU
2	L	212	VAL
2	L	220	VAL

*Continued on next page...*

*Continued from previous page...*

<b>Mol</b>	<b>Chain</b>	<b>Res</b>	<b>Type</b>
2	L	226	LEU
2	L	236	VAL
2	L	237	LEU
2	L	238	VAL
2	L	240	THR
2	L	242	VAL
2	L	244	LYS
2	L	255	LEU
2	L	259	VAL
2	L	262	LEU
2	L	263	ASP
2	L	265	LEU
2	L	267	THR
2	L	271	VAL
2	L	273	LEU
2	L	295	LEU
2	L	307	THR
2	L	319	LEU
2	L	321	ARG
2	L	322	ARG
2	L	328	PRO
2	L	331	GLN
2	L	334	VAL
2	L	345	ILE
2	L	347	GLN
2	L	350	PRO
2	L	354	THR
2	L	356	ASP
2	L	358	VAL
2	L	359	VAL
2	L	360	THR
2	L	365	VAL
2	L	367	ILE
2	L	371	VAL
2	L	373	ASP
2	L	380	PRO
2	L	382	VAL
2	L	383	ILE
2	L	389	THR
2	L	390	VAL
2	L	394	LEU
2	L	395	VAL

*Continued on next page...*

*Continued from previous page...*

<b>Mol</b>	<b>Chain</b>	<b>Res</b>	<b>Type</b>
2	L	399	LEU
2	L	405	ASP
2	L	406	LEU
2	L	408	ASN
2	L	411	ASP
2	L	413	PRO
2	L	415	LEU
2	L	418	THR
2	L	419	ARG
2	L	422	THR
2	L	423	LEU
2	L	424	LEU
2	L	425	VAL
2	L	430	LYS
2	L	437	VAL
2	L	449	LEU
2	L	450	VAL
2	L	454	ILE
2	L	462	GLU
2	L	475	PRO
2	L	476	VAL
2	L	478	VAL

Sometimes sidechains can be flipped to improve hydrogen bonding and reduce clashes. All (277) such sidechains are listed below:

<b>Mol</b>	<b>Chain</b>	<b>Res</b>	<b>Type</b>
1	A	30	HIS
1	A	47	HIS
1	A	52	GLN
1	A	64	HIS
1	A	113	ASN
1	A	143	GLN
1	A	163	GLN
1	A	208	HIS
1	A	214	ASN
1	A	230	HIS
1	A	235	ASN
1	A	240	ASN
1	A	261	GLN
1	A	313	HIS
1	A	321	ASN
1	A	452	GLN

*Continued on next page...*

*Continued from previous page...*

<b>Mol</b>	<b>Chain</b>	<b>Res</b>	<b>Type</b>
1	A	505	GLN
1	A	635	ASN
1	A	643	ASN
1	A	653	HIS
1	A	724	ASN
1	A	738	HIS
1	A	755	GLN
1	A	788	HIS
1	A	824	GLN
1	A	943	GLN
1	A	982	GLN
1	A	1059	ASN
1	A	1205	ASN
1	A	1230	GLN
1	A	1274	GLN
1	A	1318	ASN
1	A	1320	ASN
1	A	1363	ASN
1	A	1382	ASN
1	A	1419	HIS
1	A	1471	HIS
1	B	30	HIS
1	B	47	HIS
1	B	52	GLN
1	B	113	ASN
1	B	143	GLN
1	B	208	HIS
1	B	214	ASN
1	B	231	ASN
1	B	235	ASN
1	B	240	ASN
1	B	242	ASN
1	B	247	HIS
1	B	259	HIS
1	B	301	GLN
1	B	307	GLN
1	B	321	ASN
1	B	452	GLN
1	B	497	HIS
1	B	505	GLN
1	B	643	ASN
1	B	653	HIS

*Continued on next page...*

*Continued from previous page...*

<b>Mol</b>	<b>Chain</b>	<b>Res</b>	<b>Type</b>
1	B	738	HIS
1	B	755	GLN
1	B	762	HIS
1	B	788	HIS
1	B	816	GLN
1	B	824	GLN
1	B	943	GLN
1	B	982	GLN
1	B	1059	ASN
1	B	1137	ASN
1	B	1195	ASN
1	B	1205	ASN
1	B	1263	HIS
1	B	1274	GLN
1	B	1318	ASN
1	B	1363	ASN
1	B	1382	ASN
1	B	1419	HIS
1	B	1471	HIS
1	C	30	HIS
1	C	47	HIS
1	C	52	GLN
1	C	64	HIS
1	C	113	ASN
1	C	143	GLN
1	C	163	GLN
1	C	208	HIS
1	C	214	ASN
1	C	230	HIS
1	C	235	ASN
1	C	240	ASN
1	C	261	GLN
1	C	313	HIS
1	C	321	ASN
1	C	452	GLN
1	C	505	GLN
1	C	635	ASN
1	C	643	ASN
1	C	653	HIS
1	C	724	ASN
1	C	738	HIS
1	C	755	GLN

*Continued on next page...*

*Continued from previous page...*

<b>Mol</b>	<b>Chain</b>	<b>Res</b>	<b>Type</b>
1	C	788	HIS
1	C	824	GLN
1	C	943	GLN
1	C	982	GLN
1	C	1059	ASN
1	C	1205	ASN
1	C	1230	GLN
1	C	1274	GLN
1	C	1318	ASN
1	C	1320	ASN
1	C	1363	ASN
1	C	1382	ASN
1	C	1419	HIS
1	C	1471	HIS
1	D	30	HIS
1	D	47	HIS
1	D	52	GLN
1	D	113	ASN
1	D	143	GLN
1	D	208	HIS
1	D	214	ASN
1	D	231	ASN
1	D	235	ASN
1	D	240	ASN
1	D	242	ASN
1	D	247	HIS
1	D	301	GLN
1	D	307	GLN
1	D	321	ASN
1	D	452	GLN
1	D	497	HIS
1	D	505	GLN
1	D	643	ASN
1	D	653	HIS
1	D	738	HIS
1	D	755	GLN
1	D	762	HIS
1	D	788	HIS
1	D	816	GLN
1	D	824	GLN
1	D	943	GLN
1	D	982	GLN

*Continued on next page...*



*Continued from previous page...*

<b>Mol</b>	<b>Chain</b>	<b>Res</b>	<b>Type</b>
1	D	1059	ASN
1	D	1137	ASN
1	D	1195	ASN
1	D	1205	ASN
1	D	1263	HIS
1	D	1274	GLN
1	D	1318	ASN
1	D	1363	ASN
1	D	1382	ASN
1	D	1419	HIS
1	D	1471	HIS
1	E	30	HIS
1	E	47	HIS
1	E	52	GLN
1	E	64	HIS
1	E	113	ASN
1	E	143	GLN
1	E	163	GLN
1	E	208	HIS
1	E	214	ASN
1	E	230	HIS
1	E	235	ASN
1	E	240	ASN
1	E	261	GLN
1	E	313	HIS
1	E	321	ASN
1	E	452	GLN
1	E	505	GLN
1	E	635	ASN
1	E	643	ASN
1	E	653	HIS
1	E	724	ASN
1	E	738	HIS
1	E	755	GLN
1	E	788	HIS
1	E	824	GLN
1	E	943	GLN
1	E	982	GLN
1	E	1059	ASN
1	E	1205	ASN
1	E	1230	GLN
1	E	1274	GLN

*Continued on next page...*

*Continued from previous page...*

<b>Mol</b>	<b>Chain</b>	<b>Res</b>	<b>Type</b>
1	E	1293	ASN
1	E	1318	ASN
1	E	1320	ASN
1	E	1363	ASN
1	E	1382	ASN
1	E	1419	HIS
1	E	1471	HIS
1	F	30	HIS
1	F	47	HIS
1	F	52	GLN
1	F	113	ASN
1	F	143	GLN
1	F	208	HIS
1	F	214	ASN
1	F	231	ASN
1	F	235	ASN
1	F	240	ASN
1	F	242	ASN
1	F	247	HIS
1	F	259	HIS
1	F	301	GLN
1	F	307	GLN
1	F	321	ASN
1	F	452	GLN
1	F	497	HIS
1	F	505	GLN
1	F	643	ASN
1	F	653	HIS
1	F	738	HIS
1	F	755	GLN
1	F	762	HIS
1	F	788	HIS
1	F	816	GLN
1	F	824	GLN
1	F	943	GLN
1	F	982	GLN
1	F	1059	ASN
1	F	1137	ASN
1	F	1195	ASN
1	F	1205	ASN
1	F	1263	HIS
1	F	1274	GLN

*Continued on next page...*

*Continued from previous page...*

<b>Mol</b>	<b>Chain</b>	<b>Res</b>	<b>Type</b>
1	F	1318	ASN
1	F	1363	ASN
1	F	1382	ASN
1	F	1419	HIS
1	F	1471	HIS
2	G	45	ASN
2	G	56	GLN
2	G	100	GLN
2	G	174	HIS
2	G	269	ASN
2	G	291	HIS
2	G	408	ASN
2	G	433	ASN
2	H	45	ASN
2	H	56	GLN
2	H	100	GLN
2	H	174	HIS
2	H	269	ASN
2	H	291	HIS
2	H	408	ASN
2	H	433	ASN
2	I	45	ASN
2	I	56	GLN
2	I	100	GLN
2	I	174	HIS
2	I	269	ASN
2	I	291	HIS
2	I	408	ASN
2	I	433	ASN
2	J	45	ASN
2	J	56	GLN
2	J	100	GLN
2	J	174	HIS
2	J	269	ASN
2	J	291	HIS
2	J	408	ASN
2	J	433	ASN
2	K	45	ASN
2	K	56	GLN
2	K	174	HIS
2	K	269	ASN
2	K	291	HIS

*Continued on next page...*

Continued from previous page...

Mol	Chain	Res	Type
2	K	408	ASN
2	K	433	ASN
2	L	45	ASN
2	L	56	GLN
2	L	174	HIS
2	L	269	ASN
2	L	291	HIS
2	L	408	ASN
2	L	433	ASN

### 5.3.3 RNA [i](#)

There are no RNA molecules in this entry.

## 5.4 Non-standard residues in protein, DNA, RNA chains [i](#)

There are no non-standard protein/DNA/RNA residues in this entry.

## 5.5 Carbohydrates [i](#)

There are no monosaccharides in this entry.

## 5.6 Ligand geometry [i](#)

42 ligands are modelled in this entry.

In the following table, the Counts columns list the number of bonds (or angles) for which Mogul statistics could be retrieved, the number of bonds (or angles) that are observed in the model and the number of bonds (or angles) that are defined in the Chemical Component Dictionary. The Link column lists molecule types, if any, to which the group is linked. The Z score for a bond length (or angle) is the number of standard deviations the observed value is removed from the expected value. A bond length (or angle) with  $|Z| > 2$  is considered an outlier worth inspection. RMSZ is the root-mean-square of all Z scores of the bond lengths (or angles).

Mol	Type	Chain	Res	Link	Bond lengths			Bond angles		
					Counts	RMSZ	$\# Z  > 2$	Counts	RMSZ	$\# Z  > 2$
7	SF4	H	483	2	0,12,12	-	-	-		
6	F3S	E	2476	1	0,9,9	-	-	-		
4	FMN	F	2474	-	33,33,33	1.37	4 (12%)	48,50,50	2.59	20 (41%)
6	F3S	D	2476	1	0,9,9	-	-	-		
7	SF4	G	482	2	0,12,12	-	-	-		

Mol	Type	Chain	Res	Link	Bond lengths			Bond angles		
					Counts	RMSZ	# Z  > 2	Counts	RMSZ	# Z  > 2
8	FAD	L	484	-	53,58,58	1.89	19 (35%)	68,89,89	1.26	9 (13%)
4	FMN	A	2474	-	33,33,33	1.48	5 (15%)	48,50,50	2.72	20 (41%)
7	SF4	I	482	2	0,12,12	-	-	-	-	-
4	FMN	E	2474	-	33,33,33	1.48	5 (15%)	48,50,50	2.73	20 (41%)
5	AKG	B	2475	-	9,9,9	3.48	4 (44%)	11,11,11	2.80	4 (36%)
4	FMN	D	2474	-	33,33,33	1.37	4 (12%)	48,50,50	2.59	20 (41%)
7	SF4	K	482	2	0,12,12	-	-	-	-	-
7	SF4	G	483	2	0,12,12	-	-	-	-	-
7	SF4	L	483	2	0,12,12	-	-	-	-	-
3	OMT	E	2473	-	9,10,10	4.27	5 (55%)	11,14,14	4.46	6 (54%)
4	FMN	B	2474	-	33,33,33	1.37	4 (12%)	48,50,50	2.59	20 (41%)
7	SF4	J	483	2	0,12,12	-	-	-	-	-
8	FAD	I	484	-	53,58,58	1.89	19 (35%)	68,89,89	1.26	8 (11%)
3	OMT	B	2473	-	9,10,10	4.15	5 (55%)	11,14,14	5.78	5 (45%)
8	FAD	H	484	-	53,58,58	1.89	19 (35%)	68,89,89	1.26	9 (13%)
3	OMT	C	2473	-	9,10,10	4.28	5 (55%)	11,14,14	4.47	6 (54%)
4	FMN	C	2474	-	33,33,33	1.48	5 (15%)	48,50,50	2.73	20 (41%)
5	AKG	D	2475	-	9,9,9	3.49	4 (44%)	11,11,11	2.80	4 (36%)
3	OMT	A	2473	-	9,10,10	4.28	5 (55%)	11,14,14	4.47	6 (54%)
6	F3S	C	2476	1	0,9,9	-	-	-	-	-
7	SF4	L	482	2	0,12,12	-	-	-	-	-
5	AKG	A	2475	-	9,9,9	3.09	4 (44%)	11,11,11	2.92	4 (36%)
3	OMT	D	2473	-	9,10,10	4.14	5 (55%)	11,14,14	5.79	5 (45%)
5	AKG	F	2475	-	9,9,9	3.48	4 (44%)	11,11,11	2.80	4 (36%)
8	FAD	J	484	-	53,58,58	1.89	19 (35%)	68,89,89	1.26	8 (11%)
8	FAD	G	484	-	53,58,58	1.89	19 (35%)	68,89,89	1.26	8 (11%)
3	OMT	F	2473	-	9,10,10	4.15	5 (55%)	11,14,14	5.79	5 (45%)
7	SF4	J	482	2	0,12,12	-	-	-	-	-
7	SF4	I	483	2	0,12,12	-	-	-	-	-
8	FAD	K	484	-	53,58,58	1.89	19 (35%)	68,89,89	1.26	8 (11%)
6	F3S	B	2476	1	0,9,9	-	-	-	-	-
5	AKG	E	2475	-	9,9,9	3.08	4 (44%)	11,11,11	2.91	4 (36%)
6	F3S	F	2476	1	0,9,9	-	-	-	-	-
7	SF4	K	483	2	0,12,12	-	-	-	-	-
7	SF4	H	482	2	0,12,12	-	-	-	-	-
5	AKG	C	2475	-	9,9,9	3.08	4 (44%)	11,11,11	2.92	4 (36%)
6	F3S	A	2476	1	0,9,9	-	-	-	-	-

In the following table, the Chirals column lists the number of chiral outliers, the number of chiral centers analysed, the number of these observed in the model and the number defined in the Chemical Component Dictionary. Similar counts are reported in the Torsion and Rings columns. '-' means no outliers of that kind were identified.

Mol	Type	Chain	Res	Link	Chirals	Torsions	Rings
7	SF4	H	483	2	-	-	0/6/5/5
6	F3S	E	2476	1	-	-	0/3/3/3
4	FMN	F	2474	-	-	4/18/18/18	0/3/3/3
6	F3S	D	2476	1	-	-	0/3/3/3
7	SF4	G	482	2	-	-	0/6/5/5
8	FAD	L	484	-	-	3/30/50/50	0/6/6/6
4	FMN	A	2474	-	-	7/18/18/18	0/3/3/3
7	SF4	I	482	2	-	-	0/6/5/5
4	FMN	E	2474	-	-	7/18/18/18	0/3/3/3
5	AKG	B	2475	-	-	1/9/9/9	-
4	FMN	D	2474	-	-	4/18/18/18	0/3/3/3
7	SF4	K	482	2	-	-	0/6/5/5
7	SF4	G	483	2	-	-	0/6/5/5
7	SF4	L	483	2	-	-	0/6/5/5
3	OMT	E	2473	-	-	5/10/10/10	-
4	FMN	B	2474	-	-	4/18/18/18	0/3/3/3
7	SF4	J	483	2	-	-	0/6/5/5
8	FAD	I	484	-	-	3/30/50/50	0/6/6/6
3	OMT	B	2473	-	-	5/10/10/10	-
8	FAD	H	484	-	-	3/30/50/50	0/6/6/6
3	OMT	C	2473	-	-	5/10/10/10	-
4	FMN	C	2474	-	-	7/18/18/18	0/3/3/3
5	AKG	D	2475	-	-	1/9/9/9	-
3	OMT	A	2473	-	-	5/10/10/10	-
6	F3S	C	2476	1	-	-	0/3/3/3
7	SF4	L	482	2	-	-	0/6/5/5
5	AKG	A	2475	-	-	2/9/9/9	-
3	OMT	D	2473	-	-	5/10/10/10	-
5	AKG	F	2475	-	-	1/9/9/9	-
8	FAD	J	484	-	-	3/30/50/50	0/6/6/6
8	FAD	G	484	-	-	3/30/50/50	0/6/6/6
3	OMT	F	2473	-	-	5/10/10/10	-
7	SF4	J	482	2	-	-	0/6/5/5
7	SF4	I	483	2	-	-	0/6/5/5

*Continued on next page...*

Continued from previous page...

Mol	Type	Chain	Res	Link	Chirals	Torsions	Rings
8	FAD	K	484	-	-	3/30/50/50	0/6/6/6
6	F3S	B	2476	1	-	-	0/3/3/3
5	AKG	E	2475	-	-	2/9/9/9	-
6	F3S	F	2476	1	-	-	0/3/3/3
7	SF4	K	483	2	-	-	0/6/5/5
7	SF4	H	482	2	-	-	0/6/5/5
5	AKG	C	2475	-	-	2/9/9/9	-
6	F3S	A	2476	1	-	-	0/3/3/3

All (195) bond length outliers are listed below:

Mol	Chain	Res	Type	Atoms	Z	Observed(Å)	Ideal(Å)
3	C	2473	OMT	CB-CG	-7.01	1.45	1.52
3	A	2473	OMT	CB-CG	-6.97	1.45	1.52
3	E	2473	OMT	CB-CG	-6.93	1.45	1.52
3	B	2473	OMT	CG-SD	-6.88	1.69	1.78
3	F	2473	OMT	CG-SD	-6.86	1.69	1.78
3	D	2473	OMT	CG-SD	-6.84	1.69	1.78
3	E	2473	OMT	CG-SD	-6.68	1.69	1.78
3	A	2473	OMT	CG-SD	-6.64	1.69	1.78
3	C	2473	OMT	CG-SD	-6.64	1.69	1.78
5	D	2475	AKG	O5-C2	6.47	1.36	1.23
5	F	2475	AKG	O5-C2	6.46	1.36	1.23
5	B	2475	AKG	O5-C2	6.44	1.36	1.23
5	A	2475	AKG	O5-C2	6.00	1.35	1.23
5	E	2475	AKG	O5-C2	5.99	1.35	1.23
5	C	2475	AKG	O5-C2	5.98	1.35	1.23
3	B	2473	OMT	CB-CG	-5.97	1.46	1.52
3	F	2473	OMT	CB-CG	-5.97	1.46	1.52
3	D	2473	OMT	CB-CG	-5.96	1.46	1.52
3	D	2473	OMT	OD1-SD	5.93	1.57	1.44
3	B	2473	OMT	OD1-SD	5.92	1.57	1.44
3	F	2473	OMT	OD1-SD	5.91	1.57	1.44
5	D	2475	AKG	O1-C1	5.79	1.38	1.22
5	B	2475	AKG	O1-C1	5.78	1.38	1.22
5	F	2475	AKG	O1-C1	5.78	1.37	1.22
3	A	2473	OMT	OD2-SD	5.39	1.56	1.44
3	C	2473	OMT	OD2-SD	5.37	1.56	1.44
3	E	2473	OMT	OD2-SD	5.36	1.56	1.44
3	F	2473	OMT	OD2-SD	4.82	1.55	1.44
3	B	2473	OMT	OD2-SD	4.79	1.54	1.44
3	D	2473	OMT	OD2-SD	4.78	1.54	1.44

Continued on next page...

*Continued from previous page...*

Mol	Chain	Res	Type	Atoms	Z	Observed(Å)	Ideal(Å)
5	A	2475	AKG	O1-C1	4.61	1.34	1.22
3	E	2473	OMT	OD1-SD	4.60	1.54	1.44
5	E	2475	AKG	O1-C1	4.60	1.34	1.22
3	C	2473	OMT	OD1-SD	4.60	1.54	1.44
3	A	2473	OMT	OD1-SD	4.60	1.54	1.44
5	C	2475	AKG	O1-C1	4.58	1.34	1.22
5	A	2475	AKG	O3-C5	4.25	1.36	1.22
5	C	2475	AKG	O3-C5	4.25	1.36	1.22
5	E	2475	AKG	O3-C5	4.25	1.36	1.22
5	D	2475	AKG	O3-C5	4.15	1.35	1.22
3	A	2473	OMT	O-C	4.15	1.34	1.22
3	E	2473	OMT	O-C	4.15	1.34	1.22
3	C	2473	OMT	O-C	4.15	1.34	1.22
5	B	2475	AKG	O3-C5	4.14	1.35	1.22
5	F	2475	AKG	O3-C5	4.14	1.35	1.22
8	I	484	FAD	PA-O2A	-4.05	1.36	1.55
8	K	484	FAD	PA-O2A	-4.05	1.36	1.55
8	G	484	FAD	PA-O2A	-4.05	1.36	1.55
8	J	484	FAD	PA-O2A	-4.05	1.36	1.55
8	H	484	FAD	PA-O2A	-4.04	1.36	1.55
8	L	484	FAD	PA-O2A	-4.04	1.36	1.55
8	G	484	FAD	O4B-C1B	3.97	1.46	1.41
8	J	484	FAD	O4B-C1B	3.97	1.46	1.41
8	I	484	FAD	O4B-C1B	3.94	1.46	1.41
8	K	484	FAD	O4B-C1B	3.94	1.46	1.41
8	H	484	FAD	O4B-C1B	3.94	1.46	1.41
8	L	484	FAD	O4B-C1B	3.94	1.46	1.41
8	I	484	FAD	C4X-N5	3.84	1.38	1.30
8	K	484	FAD	C4X-N5	3.84	1.38	1.30
8	G	484	FAD	C4X-N5	3.82	1.38	1.30
8	J	484	FAD	C4X-N5	3.82	1.38	1.30
8	H	484	FAD	C4X-N5	3.81	1.38	1.30
8	L	484	FAD	C4X-N5	3.81	1.38	1.30
8	I	484	FAD	P-O2P	-3.39	1.39	1.55
8	K	484	FAD	P-O2P	-3.39	1.39	1.55
8	G	484	FAD	P-O2P	-3.38	1.39	1.55
8	J	484	FAD	P-O2P	-3.38	1.39	1.55
8	H	484	FAD	P-O2P	-3.38	1.39	1.55
8	L	484	FAD	P-O2P	-3.38	1.39	1.55
8	H	484	FAD	C9A-N10	3.33	1.47	1.41
8	L	484	FAD	C9A-N10	3.33	1.47	1.41
8	G	484	FAD	C9A-N10	3.32	1.47	1.41

*Continued on next page...*



*Continued from previous page...*

Mol	Chain	Res	Type	Atoms	Z	Observed(Å)	Ideal(Å)
8	J	484	FAD	C9A-N10	3.32	1.47	1.41
8	I	484	FAD	C9A-N10	3.31	1.47	1.41
8	K	484	FAD	C9A-N10	3.31	1.47	1.41
4	B	2474	FMN	C10-N1	3.30	1.40	1.33
4	F	2474	FMN	C10-N1	3.30	1.40	1.33
3	B	2473	OMT	O-C	3.30	1.32	1.22
4	D	2474	FMN	C10-N1	3.29	1.40	1.33
3	D	2473	OMT	O-C	3.29	1.32	1.22
3	F	2473	OMT	O-C	3.29	1.32	1.22
4	E	2474	FMN	C4A-N5	3.13	1.36	1.30
4	A	2474	FMN	C4A-N5	3.13	1.36	1.30
4	C	2474	FMN	C4A-N5	3.13	1.36	1.30
5	F	2475	AKG	C3-C2	3.12	1.54	1.51
5	D	2475	AKG	C3-C2	3.09	1.54	1.51
5	B	2475	AKG	C3-C2	3.07	1.54	1.51
4	F	2474	FMN	C9A-N10	-2.98	1.35	1.41
8	G	484	FAD	C9A-C5X	2.98	1.46	1.41
8	J	484	FAD	C9A-C5X	2.98	1.46	1.41
4	D	2474	FMN	C9A-N10	-2.98	1.35	1.41
8	I	484	FAD	C9A-C5X	2.98	1.46	1.41
8	K	484	FAD	C9A-C5X	2.98	1.46	1.41
8	H	484	FAD	C9A-C5X	2.97	1.46	1.41
8	L	484	FAD	C9A-C5X	2.97	1.46	1.41
8	H	484	FAD	C8-C7	2.96	1.48	1.40
8	L	484	FAD	C8-C7	2.96	1.48	1.40
4	B	2474	FMN	C9A-N10	-2.96	1.35	1.41
8	I	484	FAD	C8-C7	2.95	1.48	1.40
8	K	484	FAD	C8-C7	2.95	1.48	1.40
8	G	484	FAD	C8-C7	2.95	1.48	1.40
8	J	484	FAD	C8-C7	2.95	1.48	1.40
8	I	484	FAD	C2B-C1B	-2.85	1.49	1.53
8	K	484	FAD	C2B-C1B	-2.85	1.49	1.53
5	C	2475	AKG	C3-C2	2.84	1.54	1.51
8	H	484	FAD	C2B-C1B	-2.84	1.49	1.53
8	L	484	FAD	C2B-C1B	-2.84	1.49	1.53
5	E	2475	AKG	C3-C2	2.83	1.54	1.51
8	G	484	FAD	C2B-C1B	-2.83	1.49	1.53
8	J	484	FAD	C2B-C1B	-2.83	1.49	1.53
5	A	2475	AKG	C3-C2	2.81	1.54	1.51
8	G	484	FAD	O5'-C5'	2.79	1.55	1.44
8	J	484	FAD	O5'-C5'	2.79	1.55	1.44
8	I	484	FAD	O5'-C5'	2.79	1.55	1.44

*Continued on next page...*

*Continued from previous page...*

Mol	Chain	Res	Type	Atoms	Z	Observed(Å)	Ideal(Å)
8	K	484	FAD	O5'-C5'	2.79	1.55	1.44
8	H	484	FAD	O5'-C5'	2.78	1.55	1.44
8	L	484	FAD	O5'-C5'	2.78	1.55	1.44
4	A	2474	FMN	C9A-C5A	-2.76	1.36	1.41
4	C	2474	FMN	C9A-C5A	-2.76	1.36	1.41
4	E	2474	FMN	C9A-C5A	-2.76	1.36	1.41
4	E	2474	FMN	C10-N1	2.72	1.38	1.33
4	C	2474	FMN	C10-N1	2.71	1.38	1.33
4	A	2474	FMN	C10-N1	2.71	1.38	1.33
4	D	2474	FMN	C4A-N5	2.71	1.36	1.30
4	B	2474	FMN	C4A-N5	2.68	1.36	1.30
4	F	2474	FMN	C4A-N5	2.67	1.35	1.30
8	H	484	FAD	C4A-N3A	2.59	1.39	1.35
8	L	484	FAD	C4A-N3A	2.59	1.39	1.35
8	G	484	FAD	C9-C9A	2.56	1.43	1.39
8	J	484	FAD	C9-C9A	2.56	1.43	1.39
8	I	484	FAD	C4A-N3A	2.55	1.39	1.35
8	K	484	FAD	C4A-N3A	2.55	1.39	1.35
8	G	484	FAD	C4A-N3A	2.55	1.39	1.35
8	J	484	FAD	C4A-N3A	2.55	1.39	1.35
8	G	484	FAD	C6-C5X	2.55	1.44	1.40
8	J	484	FAD	C6-C5X	2.55	1.44	1.40
8	H	484	FAD	C9-C9A	2.54	1.43	1.39
8	L	484	FAD	C9-C9A	2.54	1.43	1.39
8	I	484	FAD	C9-C9A	2.54	1.43	1.39
8	K	484	FAD	C9-C9A	2.54	1.43	1.39
8	H	484	FAD	C6-C5X	2.54	1.44	1.40
8	L	484	FAD	C6-C5X	2.54	1.44	1.40
4	C	2474	FMN	O4'-C4'	-2.53	1.38	1.43
4	A	2474	FMN	O4'-C4'	-2.53	1.38	1.43
4	E	2474	FMN	O4'-C4'	-2.53	1.38	1.43
8	I	484	FAD	C6-C5X	2.52	1.43	1.40
8	K	484	FAD	C6-C5X	2.52	1.43	1.40
4	F	2474	FMN	C9A-C5A	-2.40	1.37	1.41
4	D	2474	FMN	C9A-C5A	-2.40	1.37	1.41
4	B	2474	FMN	C9A-C5A	-2.40	1.37	1.41
8	G	484	FAD	C10-N1	2.37	1.38	1.33
8	J	484	FAD	C10-N1	2.37	1.38	1.33
8	H	484	FAD	C10-N1	2.36	1.38	1.33
8	L	484	FAD	C10-N1	2.36	1.38	1.33
8	I	484	FAD	C10-N1	2.35	1.38	1.33
8	K	484	FAD	C10-N1	2.35	1.38	1.33

*Continued on next page...*

*Continued from previous page...*

Mol	Chain	Res	Type	Atoms	Z	Observed(Å)	Ideal(Å)
8	H	484	FAD	C2A-N3A	2.33	1.35	1.32
8	L	484	FAD	C2A-N3A	2.33	1.35	1.32
8	G	484	FAD	C2A-N3A	2.33	1.35	1.32
8	J	484	FAD	C2A-N3A	2.33	1.35	1.32
8	I	484	FAD	C2A-N3A	2.31	1.35	1.32
8	K	484	FAD	C2A-N3A	2.31	1.35	1.32
8	H	484	FAD	O4B-C4B	2.28	1.50	1.45
8	L	484	FAD	O4B-C4B	2.28	1.50	1.45
8	I	484	FAD	O4B-C4B	2.27	1.50	1.45
8	K	484	FAD	O4B-C4B	2.27	1.50	1.45
8	G	484	FAD	O4B-C4B	2.25	1.50	1.45
8	J	484	FAD	O4B-C4B	2.25	1.50	1.45
4	C	2474	FMN	C9A-N10	-2.25	1.37	1.41
4	A	2474	FMN	C9A-N10	-2.25	1.37	1.41
4	E	2474	FMN	C9A-N10	-2.25	1.37	1.41
8	H	484	FAD	C2A-N1A	2.09	1.37	1.33
8	L	484	FAD	C2A-N1A	2.09	1.37	1.33
8	G	484	FAD	C2A-N1A	2.09	1.37	1.33
8	J	484	FAD	C2A-N1A	2.09	1.37	1.33
8	I	484	FAD	C2A-N1A	2.08	1.37	1.33
8	K	484	FAD	C2A-N1A	2.08	1.37	1.33
8	G	484	FAD	C3B-C4B	2.08	1.58	1.53
8	J	484	FAD	C3B-C4B	2.08	1.58	1.53
8	H	484	FAD	C3B-C4B	2.07	1.58	1.53
8	L	484	FAD	C3B-C4B	2.07	1.58	1.53
8	G	484	FAD	O2-C2	-2.07	1.20	1.24
8	J	484	FAD	O2-C2	-2.07	1.20	1.24
8	I	484	FAD	C3B-C4B	2.07	1.58	1.53
8	K	484	FAD	C3B-C4B	2.07	1.58	1.53
8	H	484	FAD	O2-C2	-2.06	1.20	1.24
8	L	484	FAD	O2-C2	-2.06	1.20	1.24
8	I	484	FAD	C9-C8	2.06	1.42	1.39
8	K	484	FAD	C9-C8	2.06	1.42	1.39
8	H	484	FAD	C9-C8	2.05	1.42	1.39
8	L	484	FAD	C9-C8	2.05	1.42	1.39
8	I	484	FAD	O2-C2	-2.03	1.20	1.24
8	K	484	FAD	O2-C2	-2.03	1.20	1.24
8	G	484	FAD	C9-C8	2.01	1.42	1.39
8	J	484	FAD	C9-C8	2.01	1.42	1.39

All (227) bond angle outliers are listed below:

Mol	Chain	Res	Type	Atoms	Z	Observed(°)	Ideal(°)
3	D	2473	OMT	OD2-SD-CG	-16.66	96.68	108.34
3	F	2473	OMT	OD2-SD-CG	-16.64	96.69	108.34
3	B	2473	OMT	OD2-SD-CG	-16.63	96.70	108.34
3	C	2473	OMT	OD2-SD-CE	-11.63	97.22	108.91
3	A	2473	OMT	OD2-SD-CE	-11.61	97.24	108.91
3	E	2473	OMT	OD2-SD-CE	-11.59	97.26	108.91
4	C	2474	FMN	O5'-P-O1P	-7.86	84.42	106.47
4	A	2474	FMN	O5'-P-O1P	-7.86	84.44	106.47
4	E	2474	FMN	O5'-P-O1P	-7.85	84.46	106.47
5	F	2475	AKG	C4-C3-C2	-7.67	98.58	113.03
5	B	2475	AKG	C4-C3-C2	-7.66	98.59	113.03
5	D	2475	AKG	C4-C3-C2	-7.65	98.61	113.03
5	A	2475	AKG	C4-C3-C2	-7.26	99.36	113.03
5	C	2475	AKG	C4-C3-C2	-7.25	99.36	113.03
5	E	2475	AKG	C4-C3-C2	-7.25	99.37	113.03
4	D	2474	FMN	C4'-C3'-C2'	-7.06	98.68	113.36
4	B	2474	FMN	C4'-C3'-C2'	-7.05	98.69	113.36
4	F	2474	FMN	C4'-C3'-C2'	-7.05	98.70	113.36
4	F	2474	FMN	O4'-C4'-C3'	-6.47	93.36	109.10
4	D	2474	FMN	O4'-C4'-C3'	-6.47	93.37	109.10
4	B	2474	FMN	O4'-C4'-C3'	-6.47	93.37	109.10
3	F	2473	OMT	OD1-SD-CE	-6.41	102.46	108.91
3	B	2473	OMT	OD1-SD-CE	-6.40	102.47	108.91
3	D	2473	OMT	OD1-SD-CE	-6.39	102.49	108.91
4	E	2474	FMN	O4'-C4'-C5'	-6.25	95.87	109.92
4	C	2474	FMN	O4'-C4'-C5'	-6.25	95.87	109.92
4	A	2474	FMN	O4'-C4'-C5'	-6.25	95.87	109.92
3	C	2473	OMT	CE-SD-CG	5.84	127.72	105.21
3	A	2473	OMT	CE-SD-CG	5.84	127.72	105.21
3	E	2473	OMT	CE-SD-CG	5.83	127.70	105.21
4	A	2474	FMN	O4'-C4'-C3'	-5.64	95.37	109.10
4	C	2474	FMN	O4'-C4'-C3'	-5.64	95.38	109.10
4	E	2474	FMN	O4'-C4'-C3'	-5.64	95.38	109.10
4	C	2474	FMN	O3P-P-O5'	5.47	121.29	106.73
4	A	2474	FMN	O3P-P-O5'	5.46	121.26	106.73
4	E	2474	FMN	O3P-P-O5'	5.45	121.24	106.73
3	F	2473	OMT	OD1-SD-CG	5.09	111.91	108.34
4	E	2474	FMN	O2P-P-O5'	5.09	120.27	106.73
4	C	2474	FMN	O2P-P-O5'	5.08	120.25	106.73
4	A	2474	FMN	O2P-P-O5'	5.08	120.24	106.73
3	B	2473	OMT	OD1-SD-CG	5.07	111.90	108.34
3	D	2473	OMT	OD1-SD-CG	5.03	111.87	108.34
4	B	2474	FMN	C1'-N10-C9A	-4.94	112.27	120.51

Continued on next page...

*Continued from previous page...*

Mol	Chain	Res	Type	Atoms	Z	Observed(°)	Ideal(°)
4	D	2474	FMN	C1'-N10-C9A	-4.93	112.30	120.51
4	F	2474	FMN	C1'-N10-C9A	-4.92	112.31	120.51
4	D	2474	FMN	C5'-C4'-C3'	4.72	121.32	112.20
4	B	2474	FMN	C5'-C4'-C3'	4.71	121.31	112.20
4	F	2474	FMN	C5'-C4'-C3'	4.71	121.30	112.20
3	A	2473	OMT	OD2-SD-CG	-4.20	105.41	108.34
3	E	2473	OMT	OD2-SD-CG	-4.18	105.42	108.34
3	C	2473	OMT	OD2-SD-CG	-4.15	105.44	108.34
4	D	2474	FMN	C4-C4A-C10	4.05	123.59	116.79
4	B	2474	FMN	C4-C4A-C10	4.04	123.58	116.79
4	F	2474	FMN	C4-C4A-C10	4.03	123.57	116.79
4	E	2474	FMN	C9A-C5A-N5	-4.01	118.07	122.43
4	A	2474	FMN	C9A-C5A-N5	-4.00	118.09	122.43
4	F	2474	FMN	C4-N3-C2	-3.99	118.26	125.64
4	C	2474	FMN	C9A-C5A-N5	-3.98	118.11	122.43
4	B	2474	FMN	C4-N3-C2	-3.97	118.30	125.64
4	D	2474	FMN	C4-N3-C2	-3.97	118.31	125.64
5	A	2475	AKG	O1-C1-C2	3.96	127.01	121.72
5	C	2475	AKG	O1-C1-C2	3.95	127.00	121.72
5	E	2475	AKG	O1-C1-C2	3.94	126.98	121.72
4	C	2474	FMN	C4-N3-C2	-3.81	118.60	125.64
4	E	2474	FMN	C4-N3-C2	-3.80	118.61	125.64
4	A	2474	FMN	C4-N3-C2	-3.80	118.61	125.64
4	E	2474	FMN	O3P-P-O1P	-3.77	95.93	110.68
4	A	2474	FMN	O3P-P-O1P	-3.76	95.96	110.68
4	C	2474	FMN	C4'-C3'-C2'	-3.76	105.54	113.36
4	E	2474	FMN	C4'-C3'-C2'	-3.76	105.54	113.36
4	C	2474	FMN	O3P-P-O1P	-3.76	95.97	110.68
4	A	2474	FMN	C4'-C3'-C2'	-3.75	105.56	113.36
4	D	2474	FMN	C8M-C8-C9	3.74	126.41	119.49
4	B	2474	FMN	C8M-C8-C9	3.74	126.41	119.49
4	F	2474	FMN	C8M-C8-C9	3.74	126.41	119.49
4	E	2474	FMN	O2-C2-N3	-3.62	111.61	118.65
4	C	2474	FMN	O2-C2-N3	-3.61	111.63	118.65
4	A	2474	FMN	O2-C2-N3	-3.61	111.63	118.65
4	D	2474	FMN	O3P-P-O2P	-3.57	94.00	107.64
4	B	2474	FMN	O3P-P-O2P	-3.57	94.00	107.64
4	F	2474	FMN	O3P-P-O2P	-3.57	94.00	107.64
4	B	2474	FMN	O2-C2-N3	-3.55	111.75	118.65
8	H	484	FAD	O2A-PA-O1A	3.54	129.73	112.24
8	L	484	FAD	O2A-PA-O1A	3.54	129.73	112.24
8	I	484	FAD	O2A-PA-O1A	3.54	129.73	112.24

*Continued on next page...*

*Continued from previous page...*

Mol	Chain	Res	Type	Atoms	Z	Observed(°)	Ideal(°)
8	K	484	FAD	O2A-PA-O1A	3.54	129.73	112.24
8	G	484	FAD	O2A-PA-O1A	3.53	129.72	112.24
8	J	484	FAD	O2A-PA-O1A	3.53	129.72	112.24
4	F	2474	FMN	O2-C2-N3	-3.53	111.78	118.65
4	D	2474	FMN	O2-C2-N3	-3.53	111.78	118.65
4	A	2474	FMN	C4-C4A-C10	3.44	122.56	116.79
4	C	2474	FMN	C4-C4A-C10	3.43	122.55	116.79
4	E	2474	FMN	C4-C4A-C10	3.43	122.55	116.79
3	F	2473	OMT	CE-SD-CG	3.34	118.08	105.21
3	D	2473	OMT	CE-SD-CG	3.34	118.07	105.21
3	B	2473	OMT	CE-SD-CG	3.33	118.06	105.21
4	D	2474	FMN	C8M-C8-C7	-3.30	113.97	120.74
4	F	2474	FMN	C8M-C8-C7	-3.30	113.98	120.74
4	B	2474	FMN	C8M-C8-C7	-3.30	113.98	120.74
5	E	2475	AKG	C3-C2-C1	3.26	122.03	115.97
5	A	2475	AKG	C3-C2-C1	3.26	122.02	115.97
5	C	2475	AKG	C3-C2-C1	3.26	122.02	115.97
3	E	2473	OMT	OD2-SD-OD1	-3.23	110.18	117.09
3	A	2473	OMT	OD2-SD-OD1	-3.23	110.18	117.09
3	C	2473	OMT	OD2-SD-OD1	-3.23	110.19	117.09
4	F	2474	FMN	O2'-C2'-C1'	-3.23	102.00	109.80
4	B	2474	FMN	O2'-C2'-C1'	-3.21	102.03	109.80
3	E	2473	OMT	OD1-SD-CE	-3.20	105.69	108.91
4	D	2474	FMN	O2'-C2'-C1'	-3.20	102.05	109.80
3	F	2473	OMT	CB-CA-N	3.20	118.57	110.17
3	C	2473	OMT	OD1-SD-CE	-3.20	105.69	108.91
3	B	2473	OMT	CB-CA-N	3.20	118.55	110.17
3	D	2473	OMT	CB-CA-N	3.20	118.55	110.17
3	A	2473	OMT	OD1-SD-CE	-3.19	105.70	108.91
5	B	2475	AKG	C3-C4-C5	3.07	120.22	113.60
5	D	2475	AKG	C3-C4-C5	3.07	120.21	113.60
5	F	2475	AKG	C3-C4-C5	3.07	120.21	113.60
4	E	2474	FMN	C1'-N10-C9A	-3.07	115.39	120.51
4	C	2474	FMN	C1'-N10-C9A	-3.07	115.40	120.51
4	A	2474	FMN	C1'-N10-C9A	-3.06	115.41	120.51
4	D	2474	FMN	O3P-P-O5'	2.98	114.67	106.73
4	C	2474	FMN	N3-C2-N1	2.98	125.23	119.38
4	E	2474	FMN	N3-C2-N1	2.98	125.23	119.38
4	B	2474	FMN	O3P-P-O5'	2.98	114.66	106.73
4	F	2474	FMN	O3P-P-O5'	2.98	114.66	106.73
4	A	2474	FMN	N3-C2-N1	2.98	125.22	119.38
4	D	2474	FMN	O2P-P-O5'	2.94	114.55	106.73

*Continued on next page...*

*Continued from previous page...*

Mol	Chain	Res	Type	Atoms	Z	Observed(°)	Ideal(°)
4	F	2474	FMN	O2P-P-O5'	2.93	114.52	106.73
4	B	2474	FMN	O2P-P-O5'	2.93	114.52	106.73
4	B	2474	FMN	C4A-C10-N1	-2.89	118.02	124.73
4	D	2474	FMN	C4A-C10-N1	-2.89	118.02	124.73
4	F	2474	FMN	C4A-C10-N1	-2.89	118.03	124.73
3	A	2473	OMT	CB-CA-N	2.83	117.58	110.17
3	E	2473	OMT	CB-CA-N	2.82	117.57	110.17
3	C	2473	OMT	CB-CA-N	2.82	117.56	110.17
4	A	2474	FMN	C5A-C9A-N10	2.79	120.84	117.95
4	C	2474	FMN	C5A-C9A-N10	2.79	120.84	117.95
4	E	2474	FMN	C5A-C9A-N10	2.79	120.84	117.95
4	F	2474	FMN	N3-C2-N1	2.67	124.63	119.38
4	B	2474	FMN	N3-C2-N1	2.67	124.63	119.38
4	D	2474	FMN	N3-C2-N1	2.67	124.61	119.38
5	D	2475	AKG	C3-C2-C1	2.66	120.90	115.97
5	C	2475	AKG	O5-C2-C1	-2.65	115.59	119.43
4	B	2474	FMN	C9A-C5A-N5	-2.65	119.55	122.43
4	D	2474	FMN	C9A-C5A-N5	-2.65	119.55	122.43
4	F	2474	FMN	C9A-C5A-N5	-2.65	119.55	122.43
5	A	2475	AKG	O5-C2-C1	-2.65	115.59	119.43
5	E	2475	AKG	O5-C2-C1	-2.64	115.60	119.43
5	F	2475	AKG	C3-C2-C1	2.64	120.87	115.97
5	B	2475	AKG	C3-C2-C1	2.64	120.87	115.97
8	I	484	FAD	C5'-C4'-C3'	-2.59	107.20	112.20
8	K	484	FAD	C5'-C4'-C3'	-2.59	107.20	112.20
8	G	484	FAD	C5'-C4'-C3'	-2.59	107.21	112.20
8	J	484	FAD	C5'-C4'-C3'	-2.59	107.21	112.20
8	H	484	FAD	C5'-C4'-C3'	-2.57	107.23	112.20
8	L	484	FAD	C5'-C4'-C3'	-2.57	107.23	112.20
8	I	484	FAD	C2A-N1A-C6A	2.54	123.10	118.75
8	K	484	FAD	C2A-N1A-C6A	2.54	123.10	118.75
8	H	484	FAD	C2A-N1A-C6A	2.54	123.09	118.75
8	L	484	FAD	C2A-N1A-C6A	2.54	123.09	118.75
8	G	484	FAD	C2A-N1A-C6A	2.54	123.09	118.75
8	J	484	FAD	C2A-N1A-C6A	2.54	123.09	118.75
8	H	484	FAD	C5A-C6A-N1A	-2.32	115.09	120.35
8	L	484	FAD	C5A-C6A-N1A	-2.32	115.09	120.35
8	I	484	FAD	C5A-C6A-N1A	-2.32	115.10	120.35
8	K	484	FAD	C5A-C6A-N1A	-2.32	115.10	120.35
8	G	484	FAD	C5A-C6A-N1A	-2.31	115.11	120.35
8	J	484	FAD	C5A-C6A-N1A	-2.31	115.11	120.35
4	E	2474	FMN	C5A-N5-C4A	2.28	121.87	118.07

*Continued on next page...*

*Continued from previous page...*

Mol	Chain	Res	Type	Atoms	Z	Observed(°)	Ideal(°)
4	A	2474	FMN	C5A-N5-C4A	2.28	121.86	118.07
4	C	2474	FMN	C5A-N5-C4A	2.27	121.86	118.07
5	D	2475	AKG	O3-C5-C4	-2.27	115.80	123.08
5	B	2475	AKG	O3-C5-C4	-2.26	115.81	123.08
5	F	2475	AKG	O3-C5-C4	-2.26	115.84	123.08
4	A	2474	FMN	C10-C4A-N5	-2.23	120.11	124.86
4	E	2474	FMN	C10-C4A-N5	-2.23	120.13	124.86
4	C	2474	FMN	C10-C4A-N5	-2.23	120.13	124.86
4	A	2474	FMN	O3P-P-O2P	2.22	116.11	107.64
4	C	2474	FMN	O2'-C2'-C1'	-2.22	104.44	109.80
4	E	2474	FMN	O3P-P-O2P	2.21	116.10	107.64
4	A	2474	FMN	O2'-C2'-C1'	-2.21	104.45	109.80
4	E	2474	FMN	O2'-C2'-C1'	-2.21	104.45	109.80
4	C	2474	FMN	O3P-P-O2P	2.21	116.08	107.64
8	I	484	FAD	C4A-C5A-N7A	2.18	111.67	109.40
8	K	484	FAD	C4A-C5A-N7A	2.18	111.67	109.40
8	H	484	FAD	P-O3P-PA	2.14	140.17	132.83
8	L	484	FAD	P-O3P-PA	2.14	140.17	132.83
8	I	484	FAD	P-O3P-PA	2.14	140.17	132.83
8	K	484	FAD	P-O3P-PA	2.14	140.17	132.83
8	G	484	FAD	P-O3P-PA	2.14	140.16	132.83
8	J	484	FAD	P-O3P-PA	2.14	140.16	132.83
8	I	484	FAD	C4-N3-C2	-2.13	121.70	125.64
8	K	484	FAD	C4-N3-C2	-2.13	121.70	125.64
8	G	484	FAD	C4A-C5A-N7A	2.13	111.62	109.40
8	H	484	FAD	C4A-C5A-N7A	2.13	111.62	109.40
8	J	484	FAD	C4A-C5A-N7A	2.13	111.62	109.40
8	L	484	FAD	C4A-C5A-N7A	2.13	111.62	109.40
8	G	484	FAD	C4-N3-C2	-2.13	121.71	125.64
8	J	484	FAD	C4-N3-C2	-2.13	121.71	125.64
4	D	2474	FMN	C10-C4A-N5	-2.12	120.35	124.86
4	B	2474	FMN	N10-C10-N1	2.12	124.44	118.35
4	F	2474	FMN	N10-C10-N1	2.12	124.44	118.35
4	D	2474	FMN	N10-C10-N1	2.12	124.43	118.35
8	H	484	FAD	C4-N3-C2	-2.11	121.73	125.64
8	L	484	FAD	C4-N3-C2	-2.11	121.73	125.64
4	B	2474	FMN	C10-C4A-N5	-2.10	120.39	124.86
4	F	2474	FMN	C10-C4A-N5	-2.09	120.42	124.86
4	A	2474	FMN	C5'-C4'-C3'	2.09	116.25	112.20
4	C	2474	FMN	C5'-C4'-C3'	2.09	116.24	112.20
8	H	484	FAD	C10-N1-C2	2.09	121.08	116.90
8	L	484	FAD	C10-N1-C2	2.09	121.08	116.90

*Continued on next page...*



*Continued from previous page...*

Mol	Chain	Res	Type	Atoms	Z	Observed(°)	Ideal(°)
8	G	484	FAD	C10-N1-C2	2.09	121.08	116.90
8	J	484	FAD	C10-N1-C2	2.09	121.08	116.90
4	F	2474	FMN	O2'-C2'-C3'	2.09	114.18	109.10
4	A	2474	FMN	C4A-C10-N1	-2.09	119.89	124.73
4	F	2474	FMN	C4A-C4-N3	2.09	118.49	113.19
4	C	2474	FMN	C4A-C10-N1	-2.09	119.89	124.73
4	E	2474	FMN	C4A-C10-N1	-2.09	119.89	124.73
4	B	2474	FMN	O2'-C2'-C3'	2.08	114.17	109.10
4	E	2474	FMN	C5'-C4'-C3'	2.08	116.22	112.20
8	I	484	FAD	C10-N1-C2	2.08	121.06	116.90
8	K	484	FAD	C10-N1-C2	2.08	121.06	116.90
4	D	2474	FMN	O2'-C2'-C3'	2.08	114.15	109.10
4	B	2474	FMN	C4A-C4-N3	2.08	118.46	113.19
4	D	2474	FMN	C4A-C4-N3	2.07	118.46	113.19
8	H	484	FAD	C5X-C9A-N10	-2.00	115.89	117.95
8	L	484	FAD	C5X-C9A-N10	-2.00	115.89	117.95

There are no chirality outliers.

All (90) torsion outliers are listed below:

Mol	Chain	Res	Type	Atoms
3	A	2473	OMT	C-CA-CB-CG
3	A	2473	OMT	CB-CG-SD-OD1
3	A	2473	OMT	CB-CG-SD-OD2
3	B	2473	OMT	N-CA-CB-CG
3	B	2473	OMT	C-CA-CB-CG
3	B	2473	OMT	CB-CG-SD-OD1
3	B	2473	OMT	CB-CG-SD-OD2
3	C	2473	OMT	C-CA-CB-CG
3	C	2473	OMT	CB-CG-SD-OD1
3	C	2473	OMT	CB-CG-SD-OD2
3	D	2473	OMT	N-CA-CB-CG
3	D	2473	OMT	C-CA-CB-CG
3	D	2473	OMT	CB-CG-SD-OD1
3	D	2473	OMT	CB-CG-SD-OD2
3	E	2473	OMT	C-CA-CB-CG
3	E	2473	OMT	CB-CG-SD-OD1
3	E	2473	OMT	CB-CG-SD-OD2
3	F	2473	OMT	N-CA-CB-CG
3	F	2473	OMT	C-CA-CB-CG
3	F	2473	OMT	CB-CG-SD-OD1
3	F	2473	OMT	CB-CG-SD-OD2

*Continued on next page...*

*Continued from previous page...*

Mol	Chain	Res	Type	Atoms
4	A	2474	FMN	O4'-C4'-C5'-O5'
4	A	2474	FMN	C5'-O5'-P-O1P
4	A	2474	FMN	C5'-O5'-P-O3P
4	B	2474	FMN	C2'-C3'-C4'-O4'
4	B	2474	FMN	O3'-C3'-C4'-O4'
4	C	2474	FMN	O4'-C4'-C5'-O5'
4	C	2474	FMN	C5'-O5'-P-O1P
4	C	2474	FMN	C5'-O5'-P-O3P
4	D	2474	FMN	C2'-C3'-C4'-O4'
4	D	2474	FMN	O3'-C3'-C4'-O4'
4	E	2474	FMN	O4'-C4'-C5'-O5'
4	E	2474	FMN	C5'-O5'-P-O1P
4	E	2474	FMN	C5'-O5'-P-O3P
4	F	2474	FMN	C2'-C3'-C4'-O4'
4	F	2474	FMN	O3'-C3'-C4'-O4'
8	G	484	FAD	C5B-O5B-PA-O1A
8	G	484	FAD	PA-O3P-P-O5'
8	H	484	FAD	C5B-O5B-PA-O1A
8	H	484	FAD	PA-O3P-P-O5'
8	I	484	FAD	C5B-O5B-PA-O1A
8	I	484	FAD	PA-O3P-P-O5'
8	J	484	FAD	C5B-O5B-PA-O1A
8	J	484	FAD	PA-O3P-P-O5'
8	K	484	FAD	C5B-O5B-PA-O1A
8	K	484	FAD	PA-O3P-P-O5'
8	L	484	FAD	C5B-O5B-PA-O1A
8	L	484	FAD	PA-O3P-P-O5'
4	A	2474	FMN	O3'-C3'-C4'-O4'
4	C	2474	FMN	O3'-C3'-C4'-O4'
4	E	2474	FMN	O3'-C3'-C4'-O4'
4	A	2474	FMN	C2'-C3'-C4'-O4'
4	C	2474	FMN	C2'-C3'-C4'-O4'
4	E	2474	FMN	C2'-C3'-C4'-O4'
4	A	2474	FMN	O3'-C3'-C4'-C5'
4	B	2474	FMN	O3'-C3'-C4'-C5'
4	C	2474	FMN	O3'-C3'-C4'-C5'
4	D	2474	FMN	O3'-C3'-C4'-C5'
4	E	2474	FMN	O3'-C3'-C4'-C5'
4	F	2474	FMN	O3'-C3'-C4'-C5'
4	A	2474	FMN	C2'-C3'-C4'-C5'
4	B	2474	FMN	C2'-C3'-C4'-C5'
4	C	2474	FMN	C2'-C3'-C4'-C5'

*Continued on next page...*

*Continued from previous page...*

Mol	Chain	Res	Type	Atoms
4	D	2474	FMN	C2'-C3'-C4'-C5'
4	E	2474	FMN	C2'-C3'-C4'-C5'
4	F	2474	FMN	C2'-C3'-C4'-C5'
3	A	2473	OMT	CB-CG-SD-CE
3	C	2473	OMT	CB-CG-SD-CE
3	E	2473	OMT	CB-CG-SD-CE
3	B	2473	OMT	CB-CG-SD-CE
3	D	2473	OMT	CB-CG-SD-CE
3	F	2473	OMT	CB-CG-SD-CE
5	B	2475	AKG	C2-C3-C4-C5
5	D	2475	AKG	C2-C3-C4-C5
5	F	2475	AKG	C2-C3-C4-C5
5	A	2475	AKG	C3-C4-C5-O4
5	C	2475	AKG	C3-C4-C5-O4
5	E	2475	AKG	C3-C4-C5-O4
3	A	2473	OMT	CA-CB-CG-SD
3	C	2473	OMT	CA-CB-CG-SD
3	E	2473	OMT	CA-CB-CG-SD
5	A	2475	AKG	C3-C4-C5-O3
5	C	2475	AKG	C3-C4-C5-O3
5	E	2475	AKG	C3-C4-C5-O3
8	G	484	FAD	O4B-C4B-C5B-O5B
8	H	484	FAD	O4B-C4B-C5B-O5B
8	I	484	FAD	O4B-C4B-C5B-O5B
8	J	484	FAD	O4B-C4B-C5B-O5B
8	K	484	FAD	O4B-C4B-C5B-O5B
8	L	484	FAD	O4B-C4B-C5B-O5B

There are no ring outliers.

31 monomers are involved in 186 short contacts:

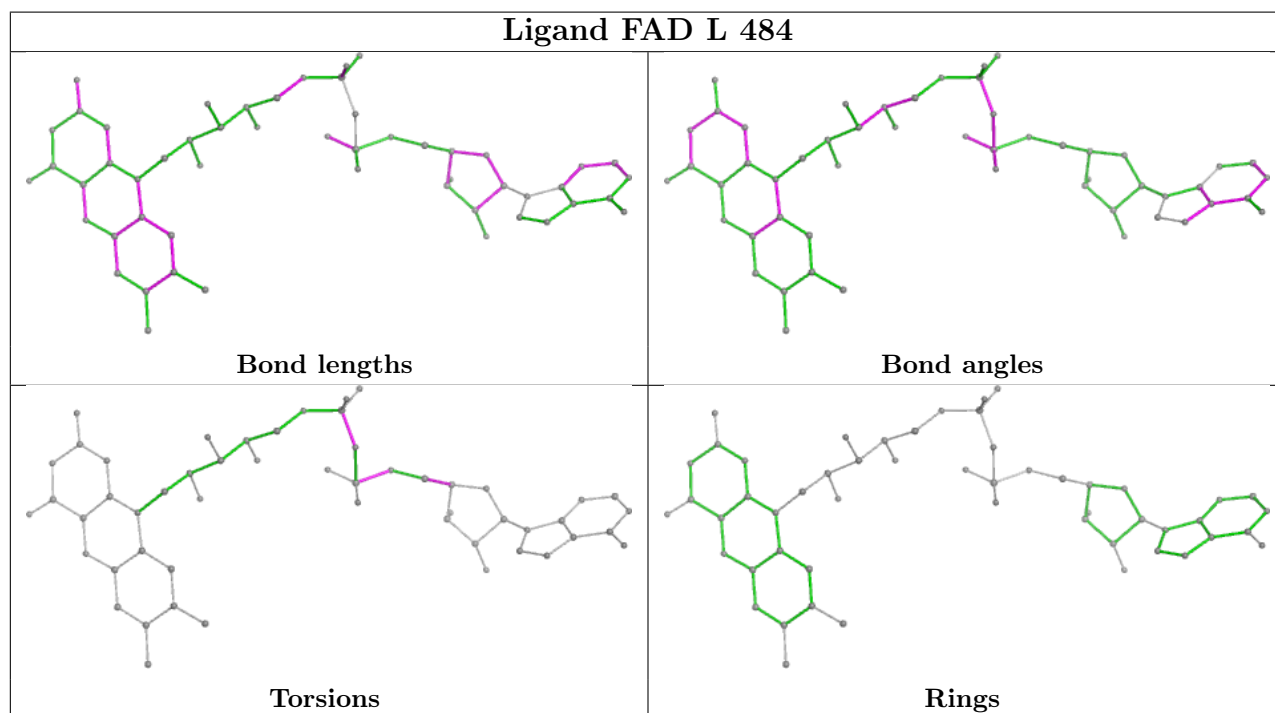
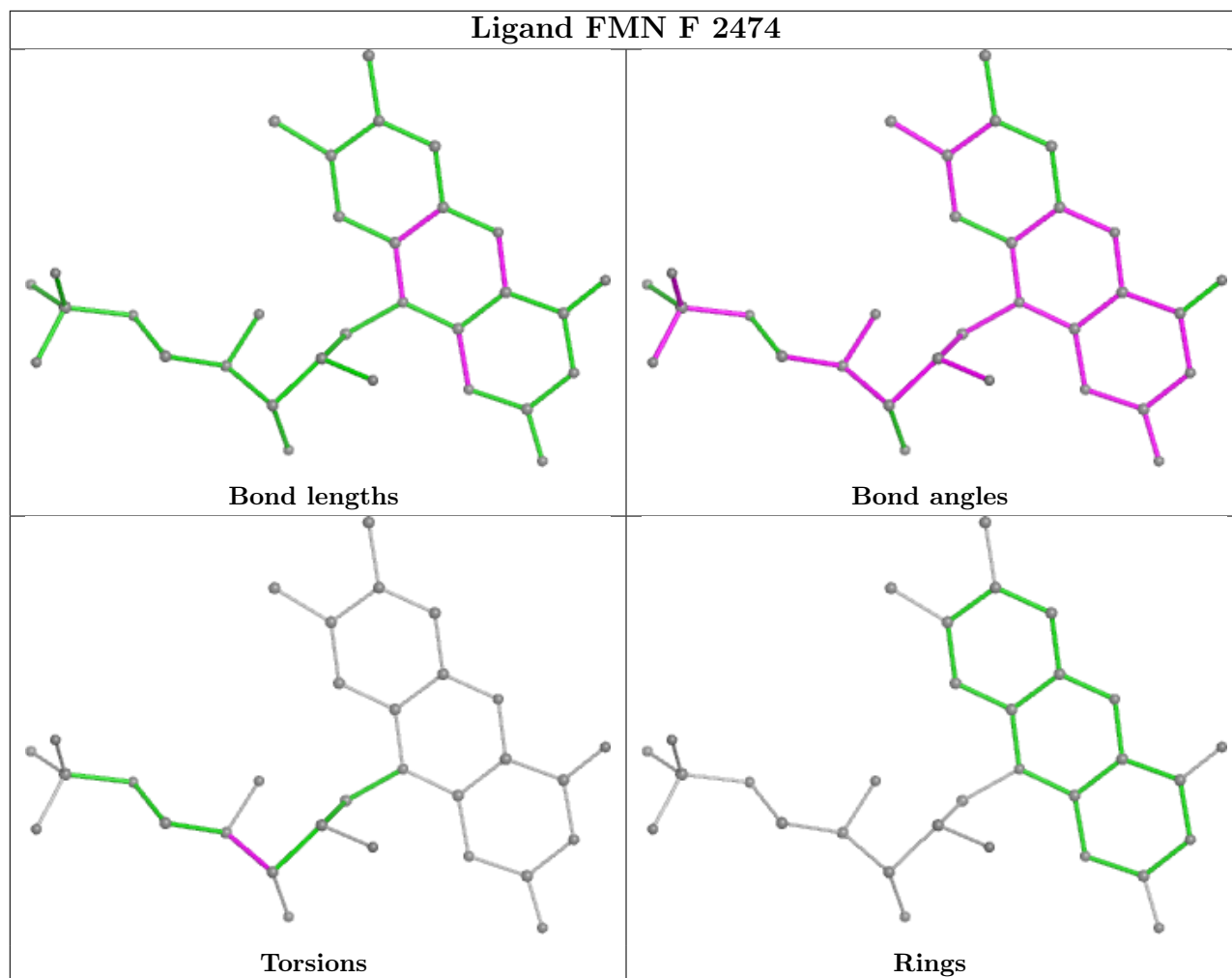
Mol	Chain	Res	Type	Clashes	Symm-Clashes
7	H	483	SF4	2	0
6	E	2476	F3S	6	0
4	F	2474	FMN	6	0
6	D	2476	F3S	3	0
8	L	484	FAD	17	0
4	A	2474	FMN	4	0
4	E	2474	FMN	4	0
5	B	2475	AKG	2	0
4	D	2474	FMN	7	0
7	G	483	SF4	2	0

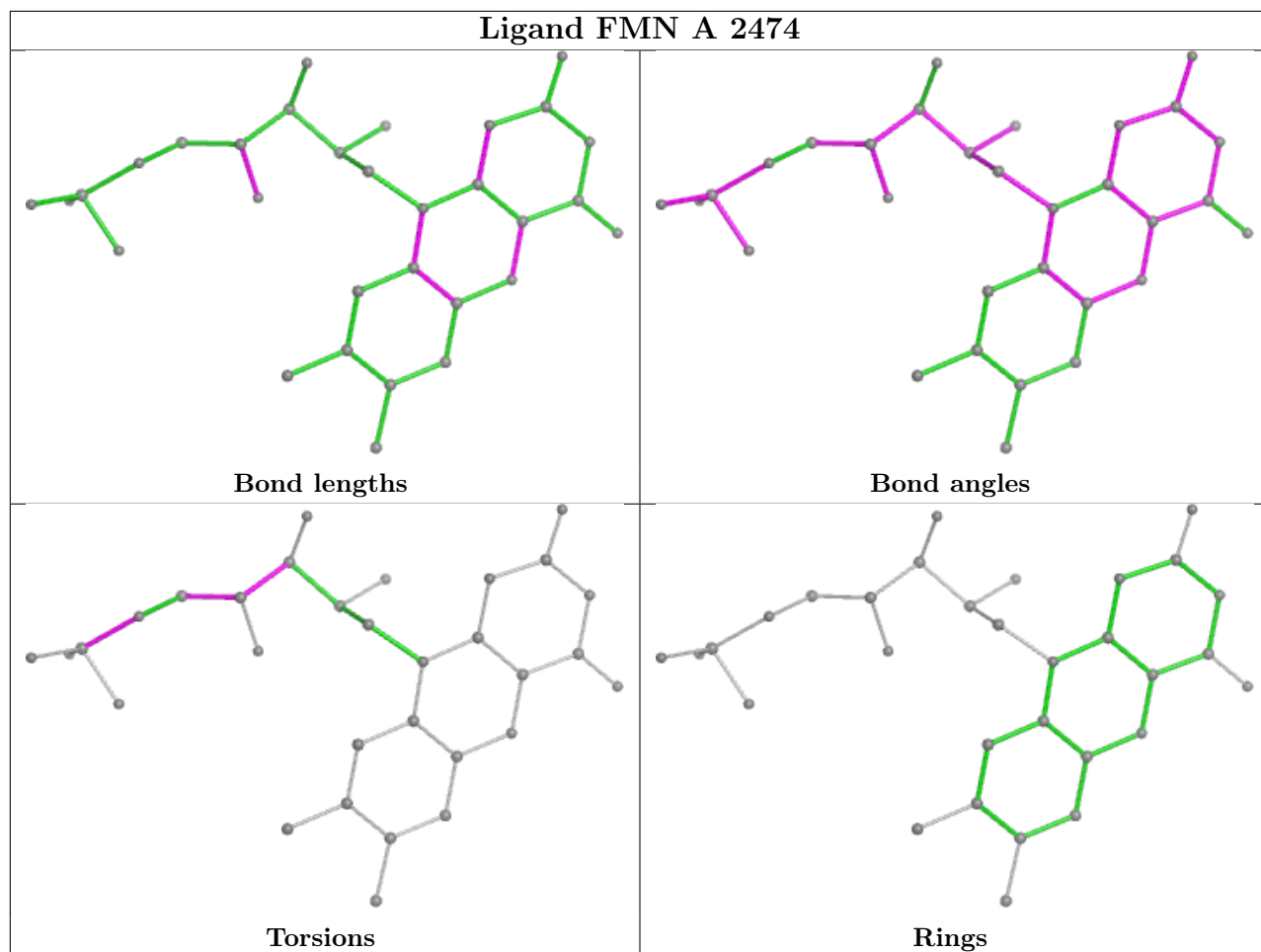
*Continued on next page...*

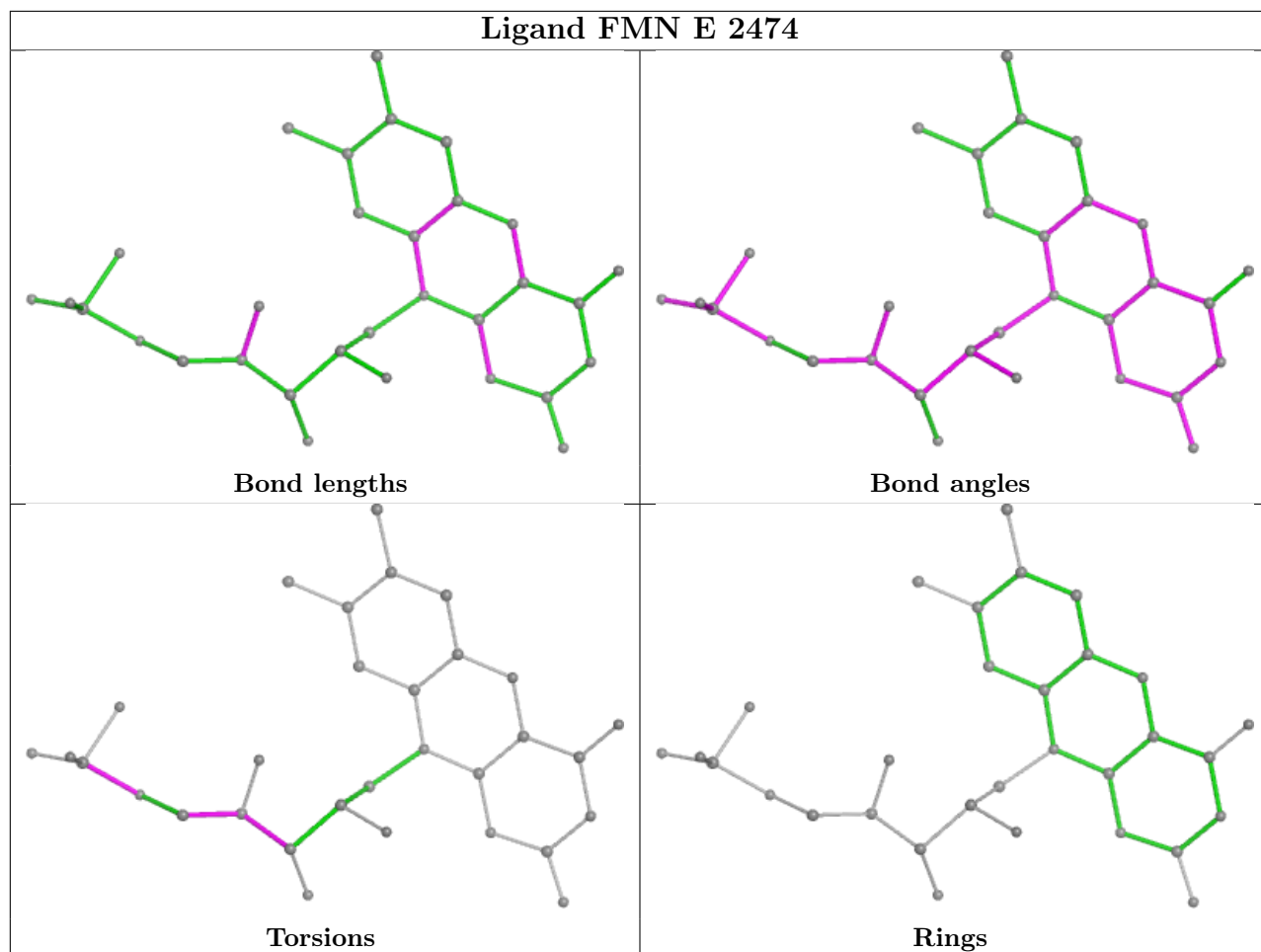
*Continued from previous page...*

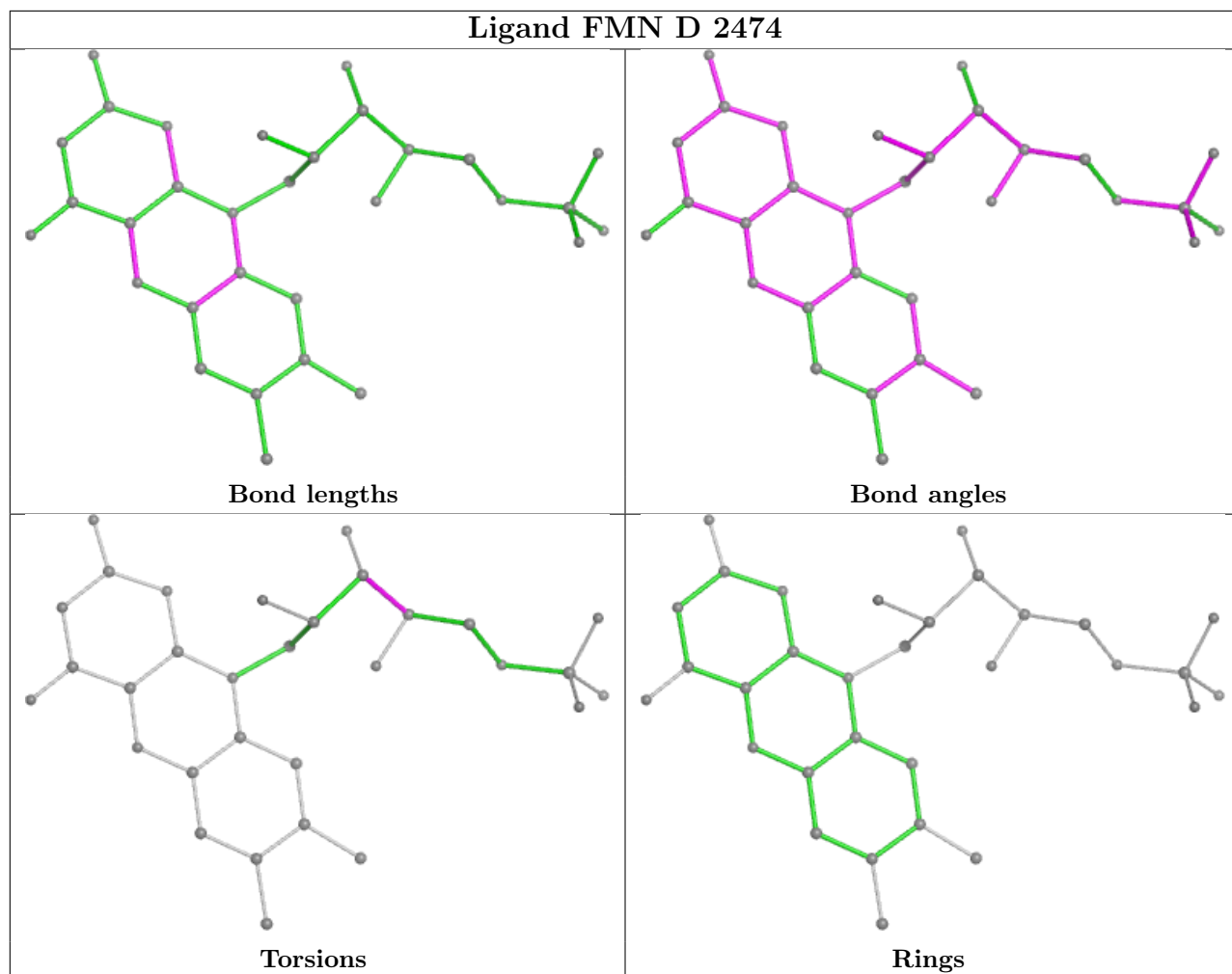
Mol	Chain	Res	Type	Clashes	Symm-Clashes
7	L	483	SF4	2	0
3	E	2473	OMT	3	0
4	B	2474	FMN	7	0
7	J	483	SF4	2	0
8	I	484	FAD	18	0
8	H	484	FAD	18	0
3	C	2473	OMT	3	0
4	C	2474	FMN	3	0
5	D	2475	AKG	2	0
3	A	2473	OMT	3	0
6	C	2476	F3S	3	0
5	F	2475	AKG	1	0
8	J	484	FAD	18	0
8	G	484	FAD	18	0
3	F	2473	OMT	1	0
7	I	483	SF4	2	0
8	K	484	FAD	18	0
6	B	2476	F3S	3	0
6	F	2476	F3S	3	0
7	K	483	SF4	2	0
6	A	2476	F3S	3	0

The following is a two-dimensional graphical depiction of Mogul quality analysis of bond lengths, bond angles, torsion angles, and ring geometry for all instances of the Ligand of Interest. In addition, ligands with molecular weight > 250 and outliers as shown on the validation Tables will also be included. For torsion angles, if less than 5% of the Mogul distribution of torsion angles is within 10 degrees of the torsion angle in question, then that torsion angle is considered an outlier. Any bond that is central to one or more torsion angles identified as an outlier by Mogul will be highlighted in the graph. For rings, the root-mean-square deviation (RMSD) between the ring in question and similar rings identified by Mogul is calculated over all ring torsion angles. If the average RMSD is greater than 60 degrees and the minimal RMSD between the ring in question and any Mogul-identified rings is also greater than 60 degrees, then that ring is considered an outlier. The outliers are highlighted in purple. The color gray indicates Mogul did not find sufficient equivalents in the CSD to analyse the geometry.

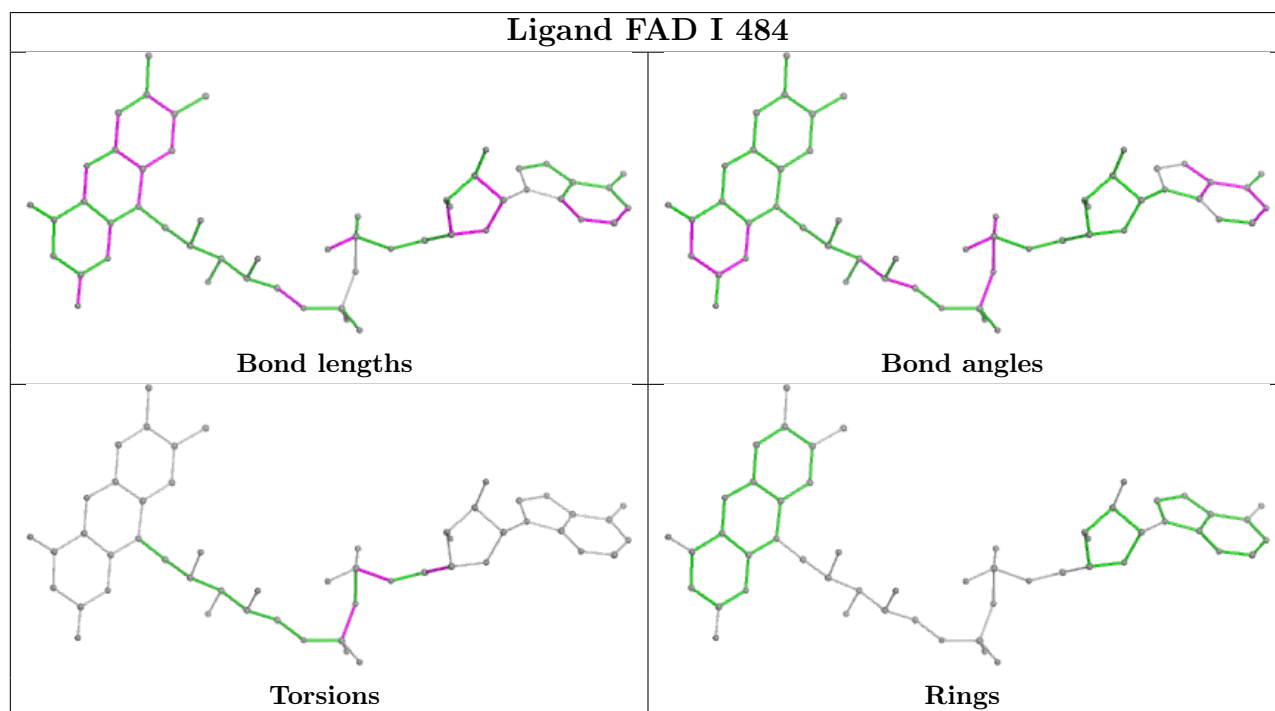
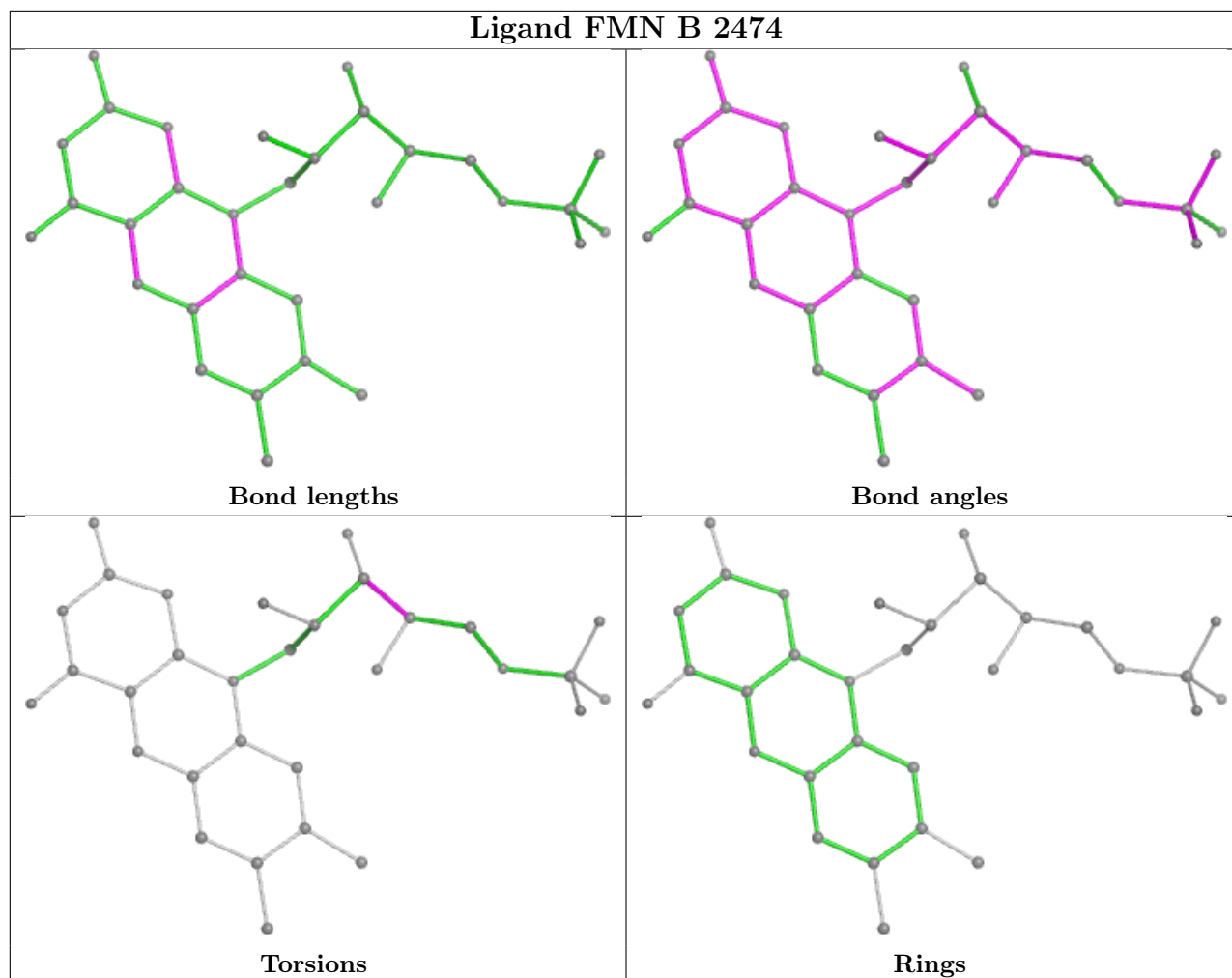


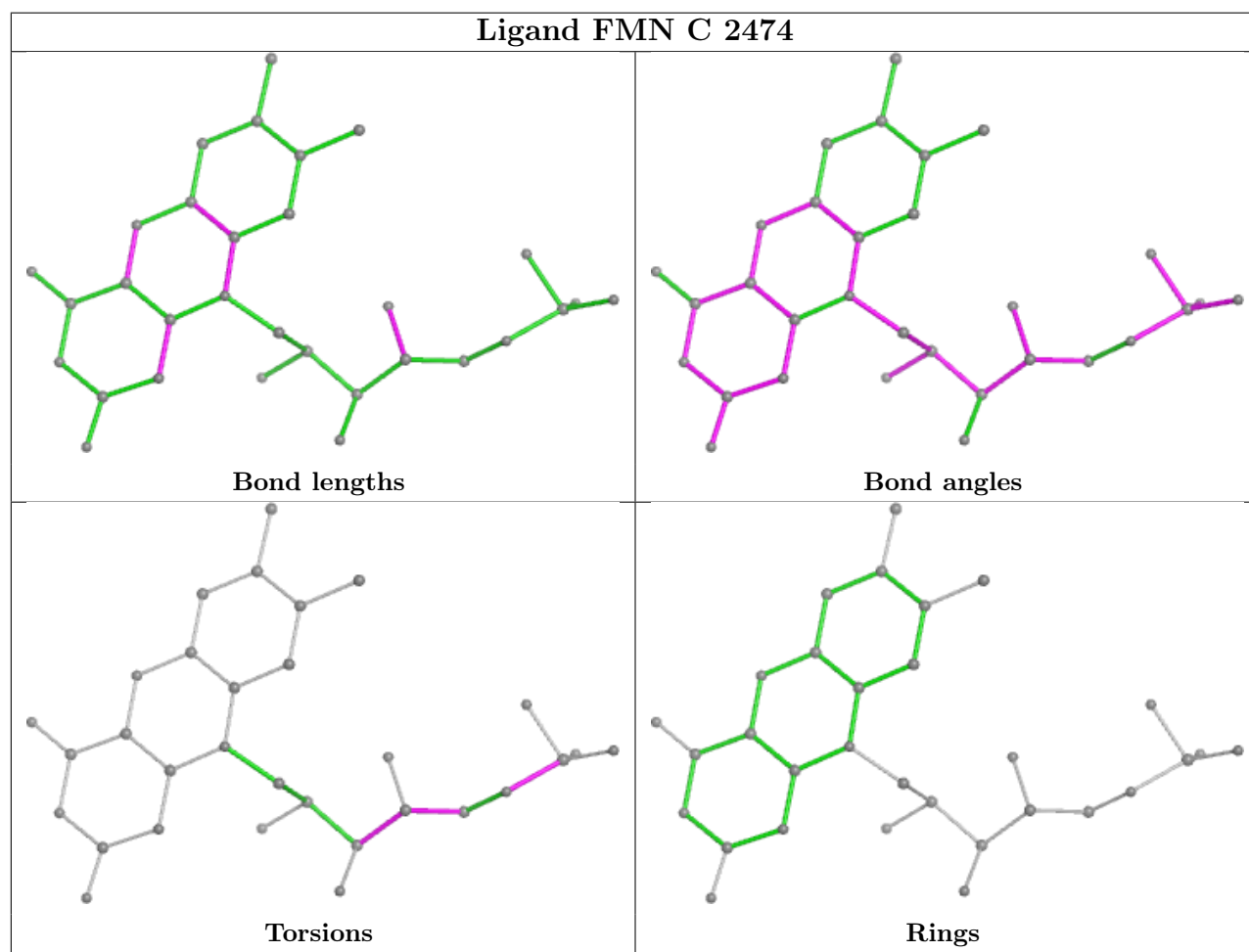
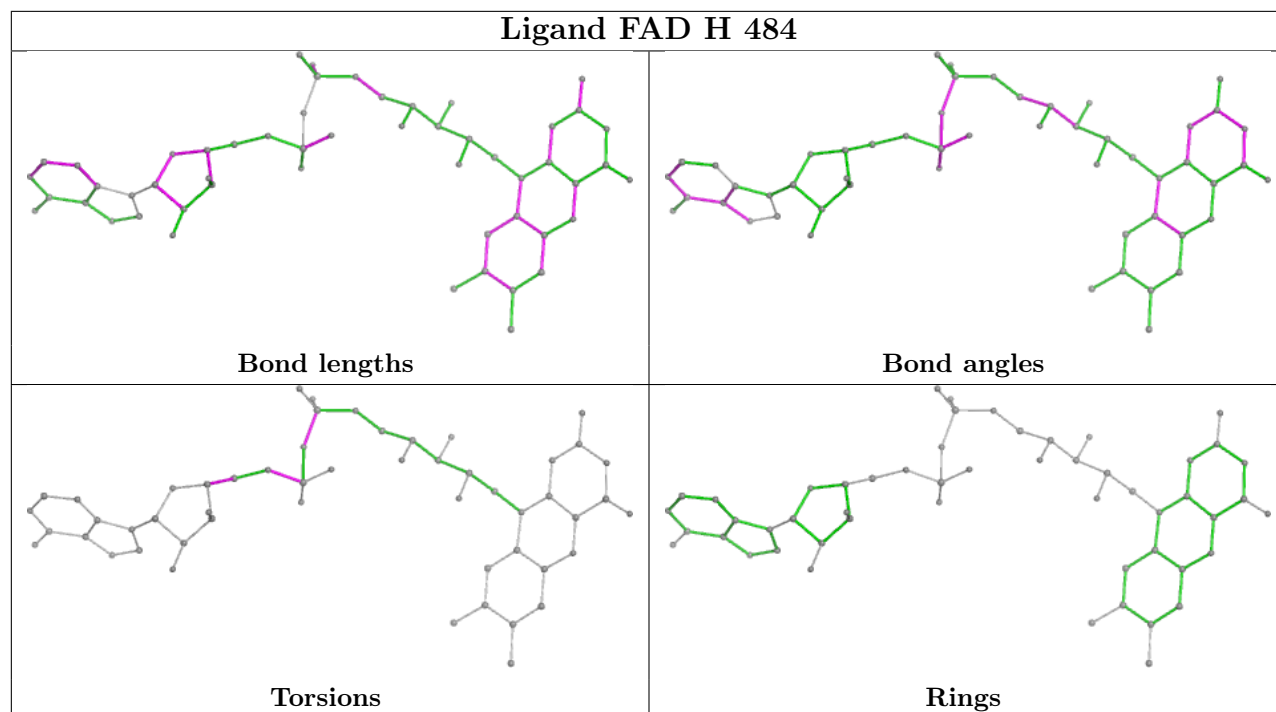


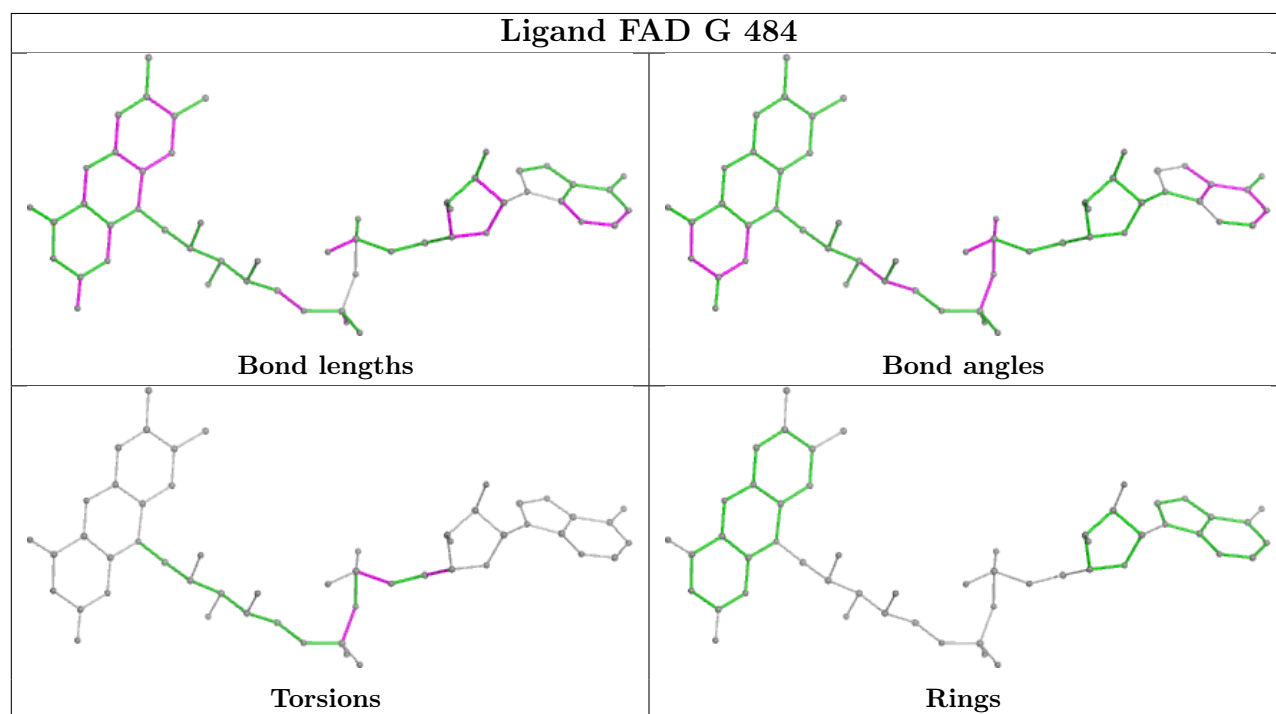
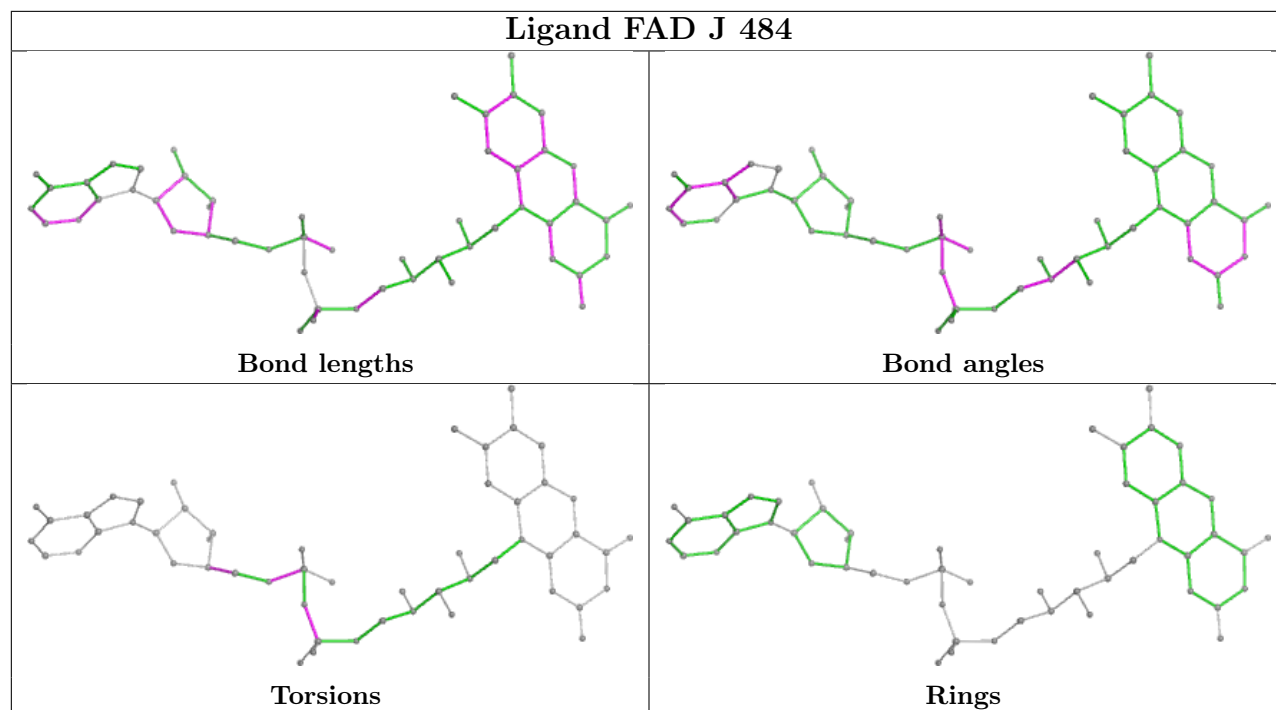


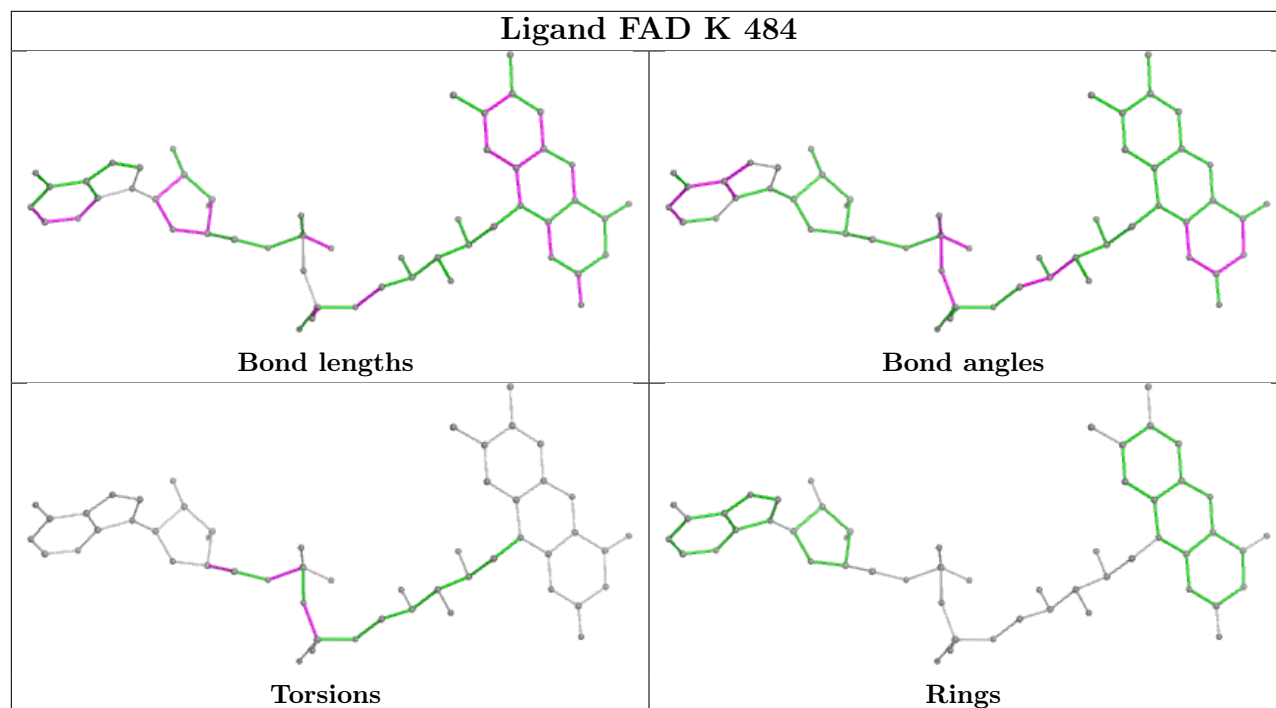












## 5.7 Other polymers [i](#)

There are no such residues in this entry.

## 5.8 Polymer linkage issues [i](#)

There are no chain breaks in this entry.


## 6 Map visualisation [i](#)

This section contains visualisations of the EMDB entry EMD-1440. These allow visual inspection of the internal detail of the map and identification of artifacts.

No raw map or half-maps were deposited for this entry and therefore no images, graphs, etc. pertaining to the raw map can be shown.

### 6.1 Orthogonal projections [i](#)


#### 6.1.1 Primary map



The images above show the map projected in three orthogonal directions.

### 6.2 Central slices [i](#)


#### 6.2.1 Primary map



The images above show central slices of the map in three orthogonal directions.

## 6.3 Largest variance slices [\(i\)](#)


### 6.3.1 Primary map



X Index: 96



Y Index: 98




Z Index: 59


The images above show the largest variance slices of the map in three orthogonal directions.

## 6.4 Orthogonal standard-deviation projections (False-color) [\(i\)](#)

### 6.4.1 Primary map



X



Y

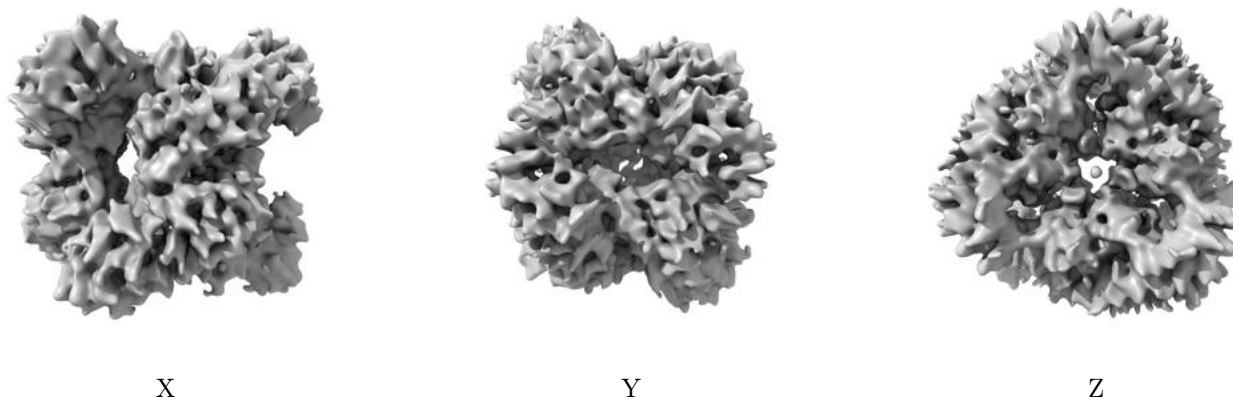


Z

The images above show the map standard deviation projections with false color in three orthogonal directions. Minimum values are shown in green, max in blue, and dark to light orange shades represent small to large values respectively.

## 6.5 Orthogonal surface views [i](#)

### 6.5.1 Primary map



The images above show the 3D surface view of the map at the recommended contour level 125.0. These images, in conjunction with the slice images, may facilitate assessment of whether an appropriate contour level has been provided.

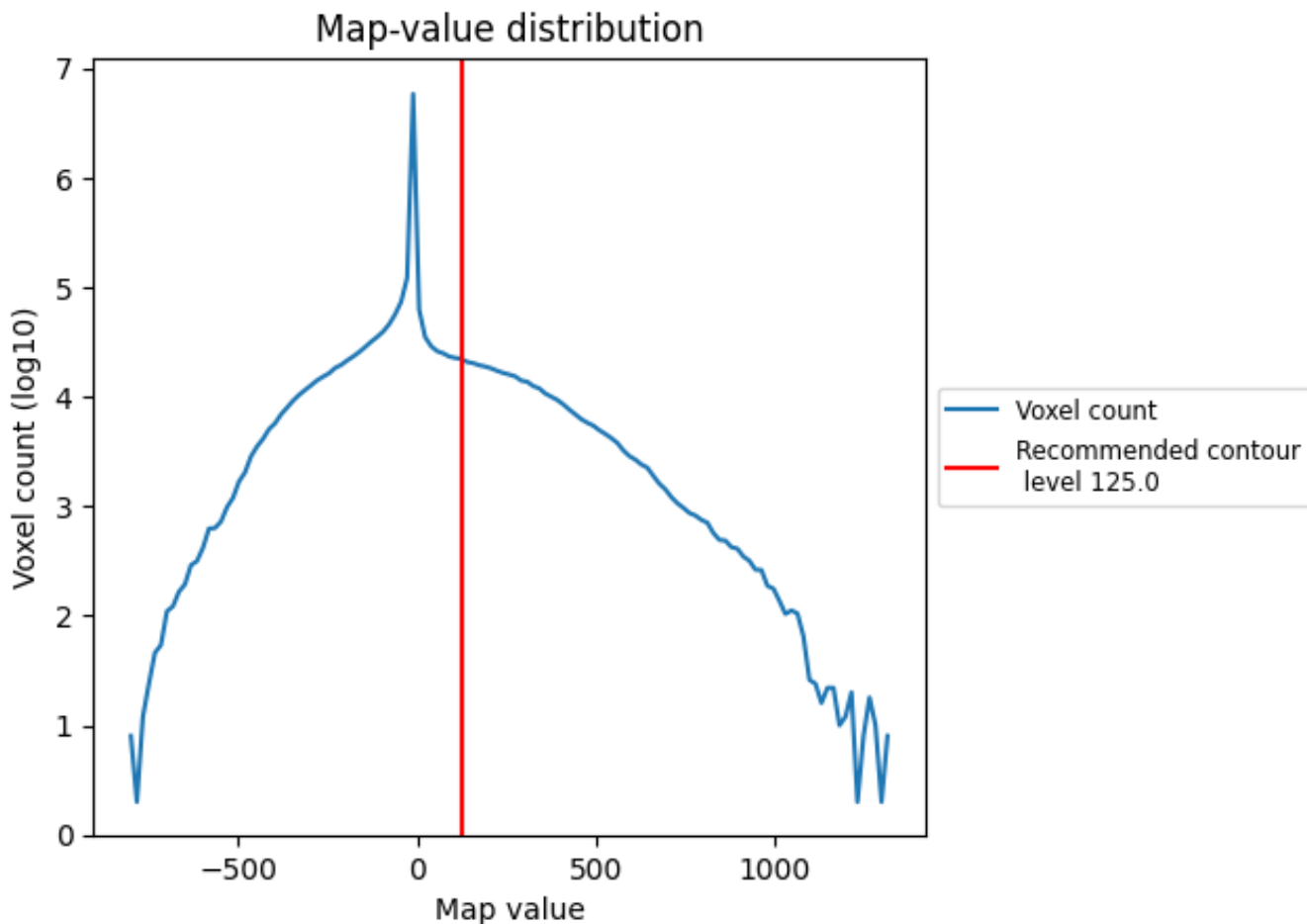
## 6.6 Mask visualisation [i](#)

This section was not generated. No masks/segmentation were deposited.

## 7 Map analysis [i](#)

This section contains the results of statistical analysis of the map.

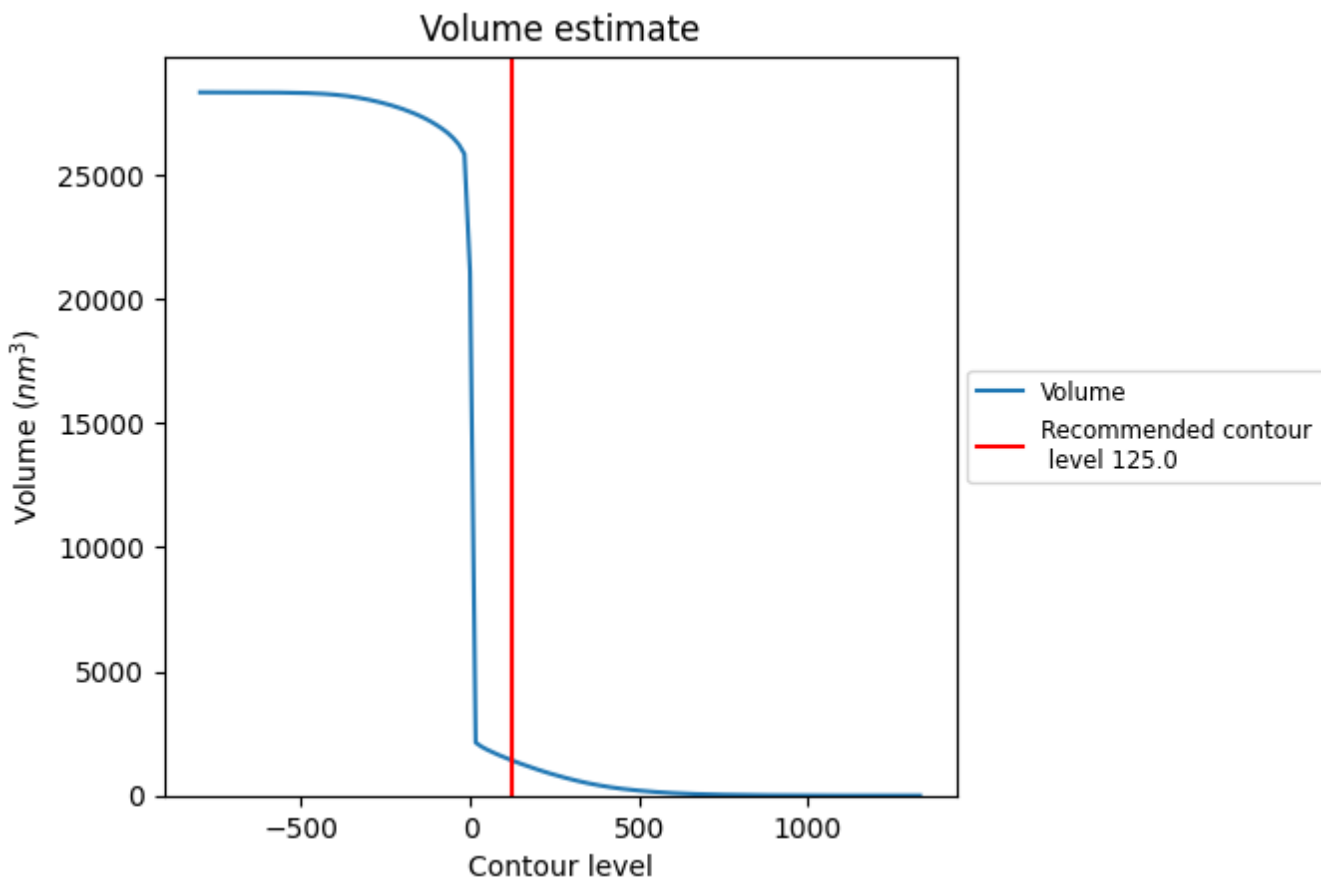
### 7.1 Map-value distribution [i](#)



The map-value distribution is plotted in 128 intervals along the x-axis. The y-axis is logarithmic. A spike in this graph at zero usually indicates that the volume has been masked.



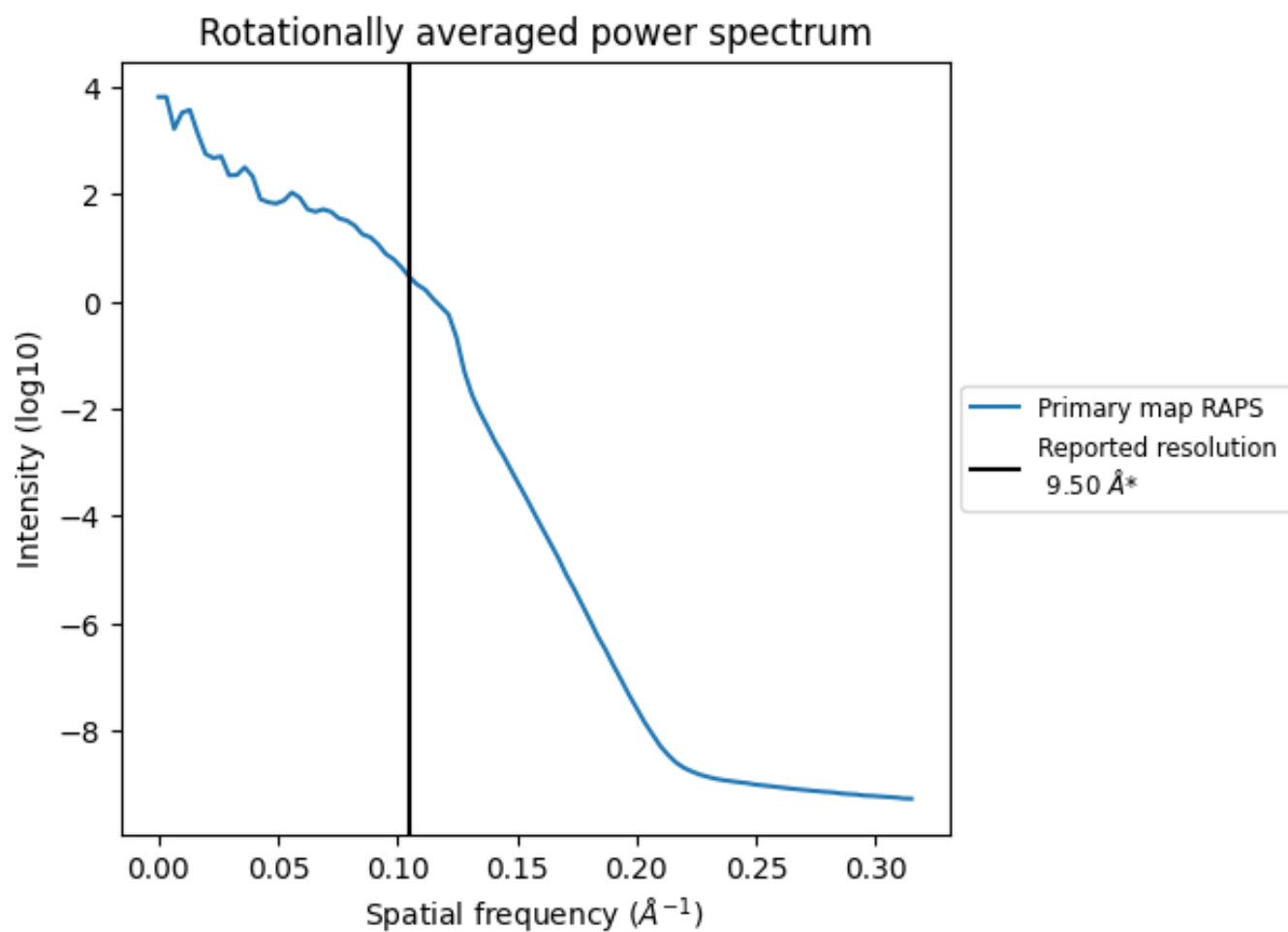
## 7.2 Volume estimate [i](#)



The volume at the recommended contour level is 1412  $\text{nm}^3$ ; this corresponds to an approximate mass of 1276 kDa.

The volume estimate graph shows how the enclosed volume varies with the contour level. The recommended contour level is shown as a vertical line and the intersection between the line and the curve gives the volume of the enclosed surface at the given level.

### 7.3 Rotationally averaged power spectrum [i](#)

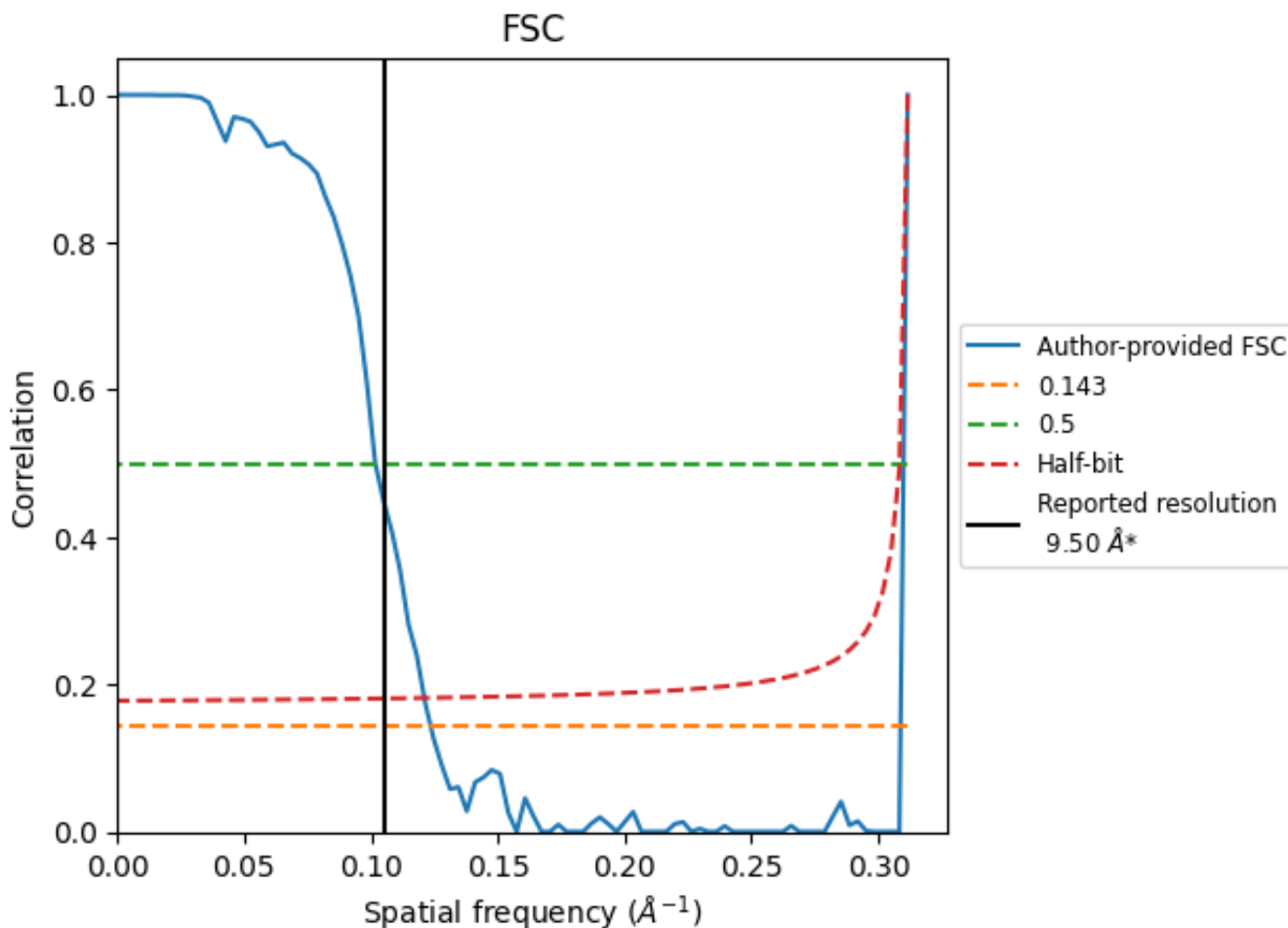


\*Reported resolution corresponds to spatial frequency of 0.105 Å<sup>-1</sup>

## 8 Fourier-Shell correlation [i](#)

Fourier-Shell Correlation (FSC) is the most commonly used method to estimate the resolution of single-particle and subtomogram-averaged maps. The shape of the curve depends on the imposed symmetry, mask and whether or not the two 3D reconstructions used were processed from a common reference. The reported resolution is shown as a black line. A curve is displayed for the half-bit criterion in addition to lines showing the 0.143 gold standard cut-off and 0.5 cut-off.

### 8.1 FSC [i](#)



\*Reported resolution corresponds to spatial frequency of 0.105 Å<sup>-1</sup>

## 8.2 Resolution estimates [i](#)

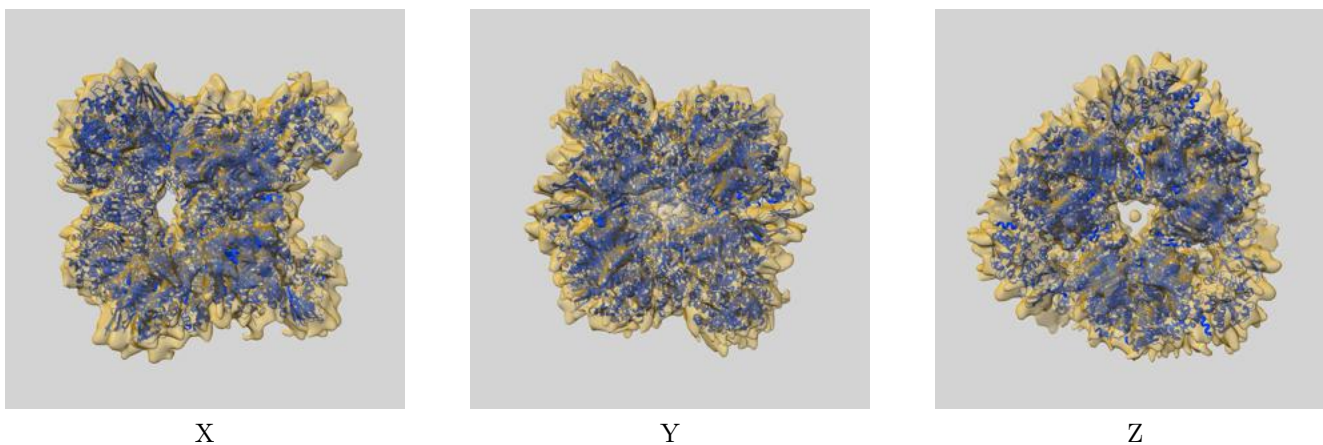
Resolution estimate (Å)	Estimation criterion (FSC cut-off)		
	0.143	0.5	Half-bit
Reported by author	-	-	-
Author-provided FSC curve	8.10	9.83	8.26
Unmasked-calculated*	-	-	-

\*Resolution estimate based on FSC curve calculated by comparison of deposited half-maps.

## 9 Map-model fit [i](#)

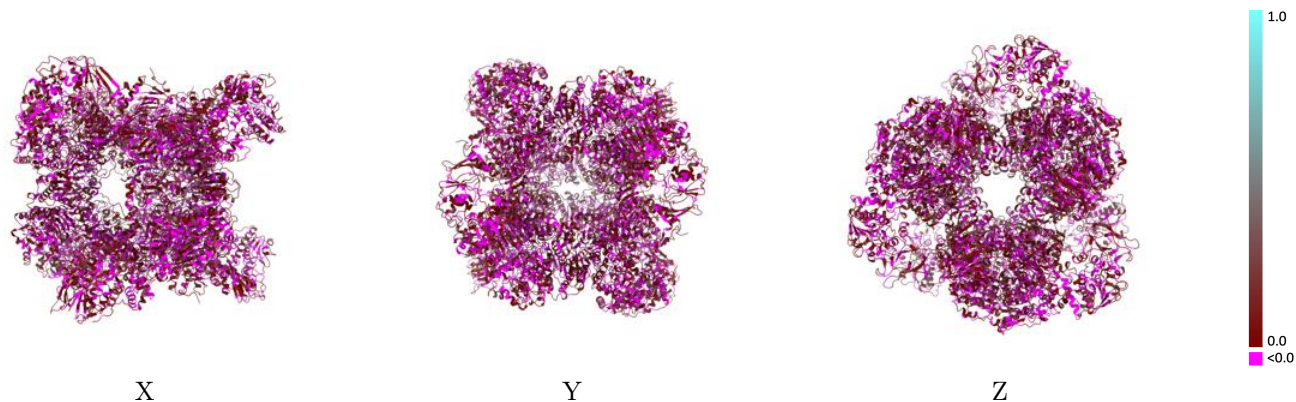
This section contains information regarding the fit between EMDB map EMD-1440 and PDB model 2VDC. Per-residue inclusion information can be found in section 3 on page 11.

### 9.1 Map-model overlay [i](#)



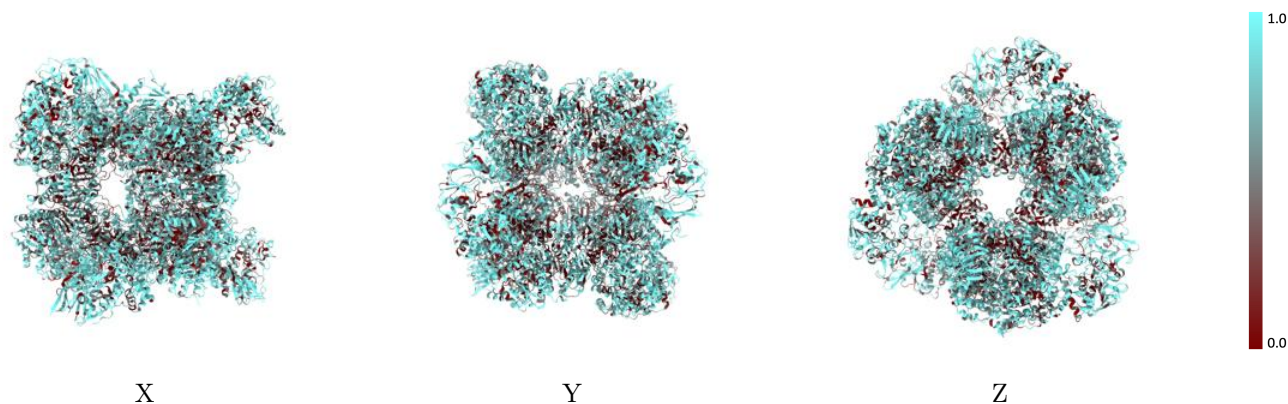
The images above show the 3D surface view of the map at the recommended contour level 125.0 at 50% transparency in yellow overlaid with a ribbon representation of the model coloured in blue. These images allow for the visual assessment of the quality of fit between the atomic model and the map.

## 9.2 Q-score mapped to coordinate model [i](#)



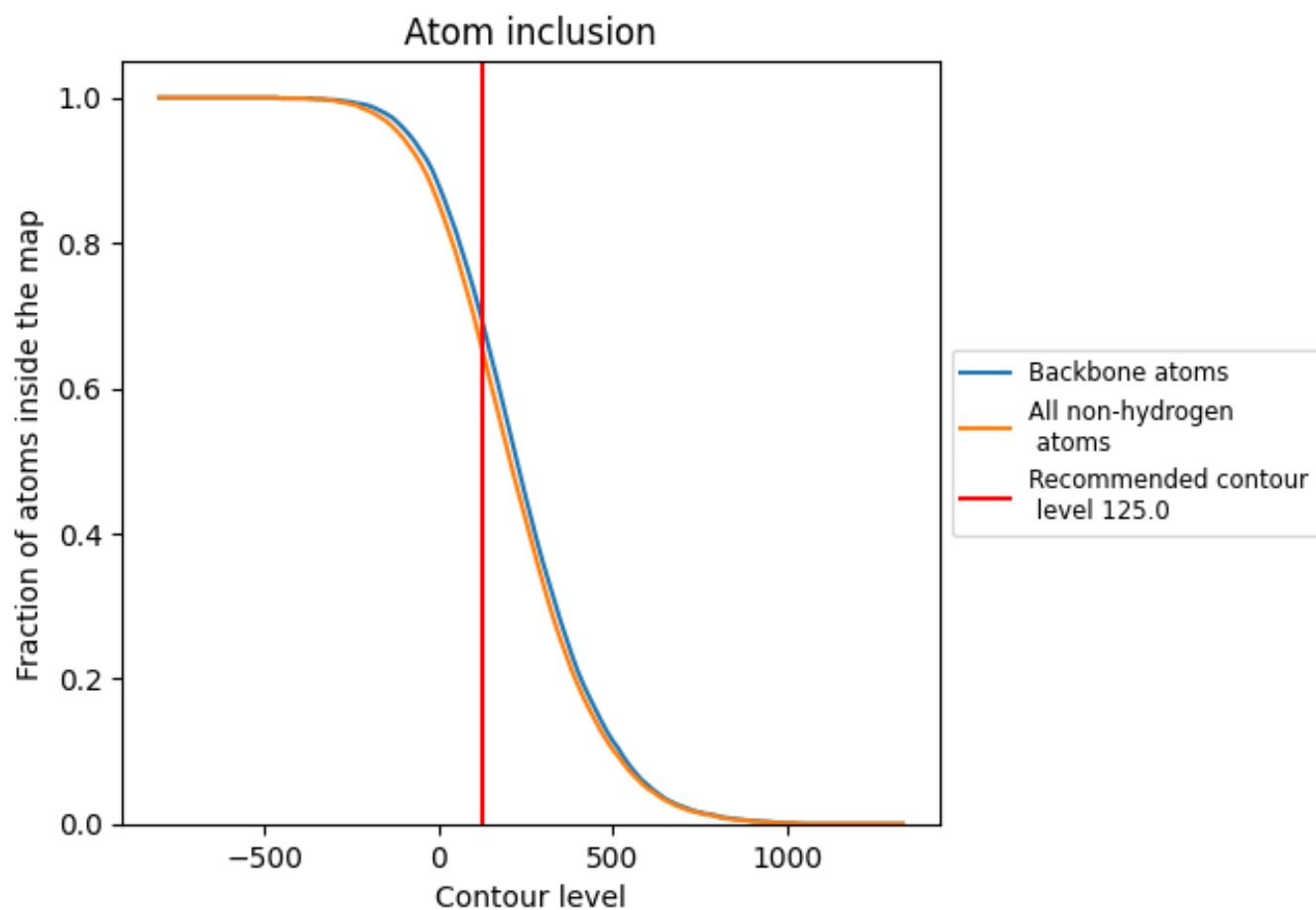
The images above show the model with each residue coloured according to its Q-score. This shows their resolvability in the map with higher Q-score values reflecting better resolvability. Please note: Q-score is calculating the resolvability of atoms, and thus high values are only expected at resolutions at which atoms can be resolved. Low Q-score values may therefore be expected for many entries.

## 9.3 Atom inclusion mapped to coordinate model [i](#)



The images above show the model with each residue coloured according to its atom inclusion. This shows to what extent they are inside the map at the recommended contour level (125.0).



























## 9.4 Atom inclusion [i](#)



At the recommended contour level, 70% of all backbone atoms, 66% of all non-hydrogen atoms, are inside the map.

## 9.5 Map-model fit summary [i](#)

The table lists the average atom inclusion at the recommended contour level (125.0) and Q-score for the entire model and for each chain.

Chain	Atom inclusion	Q-score
All	 0.6560	 0.0430
A	 0.6470	 0.0430
B	 0.6460	 0.0430
C	 0.6350	 0.0400
D	 0.6350	 0.0430
E	 0.6360	 0.0450
F	 0.6350	 0.0410
G	 0.7250	 0.0460
H	 0.7080	 0.0430
I	 0.7010	 0.0470
J	 0.7250	 0.0490
K	 0.7010	 0.0470
L	 0.7080	 0.0430

