



Full wwPDB X-ray Structure Validation Report ⓘ

Oct 3, 2021 – 03:27 PM EDT

PDB ID : 3IBR
Title : Crystal Structure of *P. aeruginosa* Bacteriophytochrome Photosensory Core Module Mutant Q188L in the Mixed Pr/Pfr State
Authors : Yang, X.; Kuk, J.; Moffat, K.
Deposited on : 2009-07-16
Resolution : 2.97 Å (reported)

This is a Full wwPDB X-ray Structure Validation Report for a publicly released PDB entry.

We welcome your comments at validation@mail.wwpdb.org

A user guide is available at

<https://www.wwpdb.org/validation/2017/XrayValidationReportHelp>

with specific help available everywhere you see the ⓘ symbol.

The following versions of software and data (see [references ⓘ](#)) were used in the production of this report:

MolProbity : 4.02b-467
Mogul : 1.8.5 (274361), CSD as541be (2020)
Xtriage (Phenix) : 1.13
EDS : 2.23.2
buster-report : 1.1.7 (2018)
Percentile statistics : 20191225.v01 (using entries in the PDB archive December 25th 2019)
Refmac : 5.8.0158
CCP4 : 7.0.044 (Gargrove)
Ideal geometry (proteins) : Engh & Huber (2001)
Ideal geometry (DNA, RNA) : Parkinson et al. (1996)
Validation Pipeline (wwPDB-VP) : 2.23.2

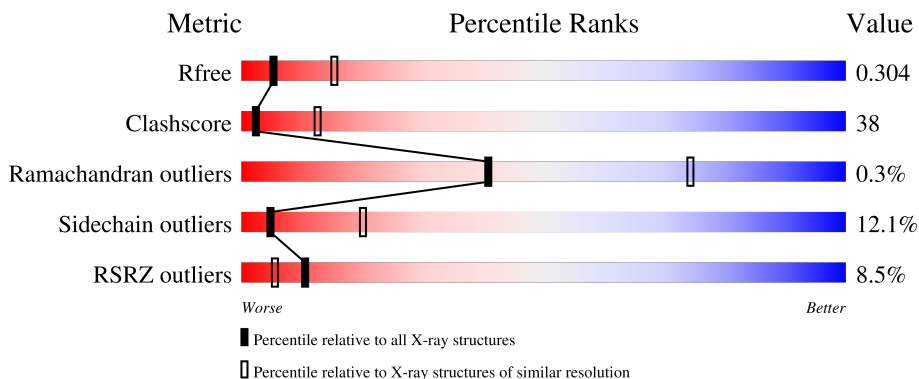
1 Overall quality at a glance

The following experimental techniques were used to determine the structure:

X-RAY DIFFRACTION

The reported resolution of this entry is 2.97 Å.

Percentile scores (ranging between 0-100) for global validation metrics of the entry are shown in the following graphic. The table shows the number of entries on which the scores are based.



Metric	Whole archive (#Entries)	Similar resolution (#Entries, resolution range(Å))
R_{free}	130704	2754 (3.00-2.96)
Clashscore	141614	3103 (3.00-2.96)
Ramachandran outliers	138981	2993 (3.00-2.96)
Sidechain outliers	138945	2996 (3.00-2.96)
RSRZ outliers	127900	2644 (3.00-2.96)

The table below summarises the geometric issues observed across the polymeric chains and their fit to the electron density. The red, orange, yellow and green segments of the lower bar indicate the fraction of residues that contain outliers for ≥ 3 , 2, 1 and 0 types of geometric quality criteria respectively. A grey segment represents the fraction of residues that are not modelled. The numeric value for each fraction is indicated below the corresponding segment, with a dot representing fractions $\leq 5\%$. The upper red bar (where present) indicates the fraction of residues that have poor fit to the electron density. The numeric value is given above the bar.

Mol	Chain	Length	Quality of chain
1	A	505	
1	B	505	

2 Entry composition

There are 3 unique types of molecules in this entry. The entry contains 7530 atoms, of which 0 are hydrogens and 0 are deuteriums.

In the tables below, the ZeroOcc column contains the number of atoms modelled with zero occupancy, the AltConf column contains the number of residues with at least one atom in alternate conformation and the Trace column contains the number of residues modelled with at most 2 atoms.

- Molecule 1 is a protein called Bacteriophytochrome.

Mol	Chain	Residues	Atoms						ZeroOcc	AltConf	Trace
			Total	C	N	O	S	Se			
1	A	457	3666	2313	653	680	9	11	0	6	0
1	B	457	3690	2326	658	686	9	11	0	9	0

There are 18 discrepancies between the modelled and reference sequences:

Chain	Residue	Modelled	Actual	Comment	Reference
A	188	LEU	GLN	engineered mutation	UNP Q9HWR3
A	498	LEU	-	expression tag	UNP Q9HWR3
A	499	GLU	-	expression tag	UNP Q9HWR3
A	500	HIS	-	expression tag	UNP Q9HWR3
A	501	HIS	-	expression tag	UNP Q9HWR3
A	502	HIS	-	expression tag	UNP Q9HWR3
A	503	HIS	-	expression tag	UNP Q9HWR3
A	504	HIS	-	expression tag	UNP Q9HWR3
A	505	HIS	-	expression tag	UNP Q9HWR3
B	188	LEU	GLN	engineered mutation	UNP Q9HWR3
B	498	LEU	-	expression tag	UNP Q9HWR3
B	499	GLU	-	expression tag	UNP Q9HWR3
B	500	HIS	-	expression tag	UNP Q9HWR3
B	501	HIS	-	expression tag	UNP Q9HWR3
B	502	HIS	-	expression tag	UNP Q9HWR3
B	503	HIS	-	expression tag	UNP Q9HWR3
B	504	HIS	-	expression tag	UNP Q9HWR3
B	505	HIS	-	expression tag	UNP Q9HWR3

- Molecule 2 is BILIVERDINE IX ALPHA (three-letter code: BLA) (formula: $C_{33}H_{34}N_4O_6$).

4 Data and refinement statistics

Property	Value	Source
Space group	P 65	Depositor
Cell constants a, b, c, α , β , γ	108.90Å 108.90Å 188.90Å 90.00° 90.00° 120.00°	Depositor
Resolution (Å)	37.74 – 2.97 35.65 – 2.61	Depositor EDS
% Data completeness (in resolution range)	84.7 (37.74-2.97) 54.6 (35.65-2.61)	Depositor EDS
R_{merge}	0.07	Depositor
R_{sym}	(Not available)	Depositor
$\langle I/\sigma(I) \rangle$ ¹	1.04 (at 2.61Å)	Xtrriage
Refinement program	PHENIX (phenix.refine)	Depositor
R, R_{free}	0.233 , 0.307 0.234 , 0.304	Depositor DCC
R_{free} test set	1067 reflections (5.08%)	wwPDB-VP
Wilson B-factor (Å ²)	94.2	Xtrriage
Anisotropy	0.013	Xtrriage
Bulk solvent k_{sol} (e/Å ³), B_{sol} (Å ²)	0.28 , 66.4	EDS
L-test for twinning ²	$\langle L \rangle = 0.50$, $\langle L^2 \rangle = 0.33$	Xtrriage
Estimated twinning fraction	0.430 for h,-h-k,-l	Xtrriage
F_o, F_c correlation	0.94	EDS
Total number of atoms	7530	wwPDB-VP
Average B, all atoms (Å ²)	136.0	wwPDB-VP

Xtrriage's analysis on translational NCS is as follows: *The largest off-origin peak in the Patterson function is 5.10% of the height of the origin peak. No significant pseudotranslation is detected.*

¹Intensities estimated from amplitudes.

²Theoretical values of $\langle |L| \rangle$, $\langle L^2 \rangle$ for acentric reflections are 0.5, 0.333 respectively for untwinned datasets, and 0.375, 0.2 for perfectly twinned datasets.

5 Model quality

5.1 Standard geometry

Bond lengths and bond angles in the following residue types are not validated in this section: BLA

The Z score for a bond length (or angle) is the number of standard deviations the observed value is removed from the expected value. A bond length (or angle) with $|Z| > 5$ is considered an outlier worth inspection. RMSZ is the root-mean-square of all Z scores of the bond lengths (or angles).

Mol	Chain	Bond lengths		Bond angles	
		RMSZ	# Z >5	RMSZ	# Z >5
1	A	0.37	0/3735	0.61	0/5050
1	B	0.36	0/3760	0.60	0/5084
All	All	0.36	0/7495	0.61	0/10134

There are no bond length outliers.

There are no bond angle outliers.

There are no chirality outliers.

There are no planarity outliers.

5.2 Too-close contacts

In the following table, the Non-H and H(model) columns list the number of non-hydrogen atoms and hydrogen atoms in the chain respectively. The H(added) column lists the number of hydrogen atoms added and optimized by MolProbity. The Clashes column lists the number of clashes within the asymmetric unit, whereas Symm-Clashes lists symmetry-related clashes.

Mol	Chain	Non-H	H(model)	H(added)	Clashes	Symm-Clashes
1	A	3666	0	3592	264	0
1	B	3690	0	3605	285	0
2	A	86	0	62	32	0
2	B	86	0	62	35	0
3	A	1	0	0	1	0
3	B	1	0	0	0	0
All	All	7530	0	7321	563	0

The all-atom clashscore is defined as the number of clashes found per 1000 atoms (including hydrogen atoms). The all-atom clashscore for this structure is 38.

All (563) close contacts within the same asymmetric unit are listed below, sorted by their clash

magnitude.

Atom-1	Atom-2	Interatomic distance (Å)	Clash overlap (Å)
1:A:363:THR:HG21	1:A:371:GLU:HB2	1.27	1.16
1:A:194:ASP:HB3	2:A:900[A]:BLA:HHB	1.34	1.05
2:B:900[A]:BLA:HMC1	2:B:900[A]:BLA:HBC1	1.33	1.04
1:A:209[A]:ARG:HH11	1:A:209[A]:ARG:HG2	1.27	1.00
1:B:182:LEU:HD13	1:B:279:MSE:HE3	1.41	1.00
1:B:206:ASN:HB2	1:B:209[B]:ARG:CZ	1.92	0.99
1:B:229:THR:HG23	1:B:231:GLU:H	1.26	0.96
2:A:900[A]:BLA:HMC1	2:A:900[A]:BLA:HBC1	1.46	0.95
2:B:900[A]:BLA:HMD1	2:B:900[A]:BLA:HBD2	1.48	0.95
1:A:206:ASN:HB2	1:A:209[B]:ARG:HH22	1.32	0.94
1:B:206:ASN:HB2	1:B:209[B]:ARG:NH2	1.80	0.94
1:A:203[B]:TYR:HA	1:A:209[B]:ARG:NH1	1.83	0.94
1:A:188:LEU:HD13	1:A:190[B]:TYR:OH	1.67	0.94
1:A:257:ARG:HG2	1:A:257:ARG:HH11	1.35	0.90
1:A:90:ILE:HG22	1:A:91:GLY:H	1.35	0.90
1:B:33:ARG:HB3	1:B:39:LEU:HD11	1.51	0.90
2:A:900[A]:BLA:CMA	2:A:900[A]:BLA:HMB3	2.06	0.86
1:A:363:THR:HG21	1:A:371:GLU:CB	2.05	0.86
1:B:20:PRO:HD2	1:B:235:LEU:HD12	1.59	0.85
1:B:210:LEU:HD12	1:B:289:ARG:HD3	1.59	0.85
1:B:208:ILE:C	1:B:209[B]:ARG:HD3	1.97	0.84
1:A:194:ASP:HB3	2:A:900[A]:BLA:CHB	2.07	0.84
1:A:25:PRO:HB3	1:A:219:MSE:HE2	1.59	0.83
1:B:194[A]:ASP:HB3	2:B:900[A]:BLA:HHB	1.61	0.82
1:B:134:VAL:HA	1:B:143:LEU:HD21	1.62	0.81
1:A:209[B]:ARG:HG2	1:A:261:SER:HB2	1.62	0.81
1:B:188:LEU:HD22	1:B:190[B]:TYR:CE2	2.15	0.80
1:B:416:PHE:HE1	1:B:424:ILE:HG13	1.45	0.80
1:B:209[B]:ARG:HD3	1:B:209[B]:ARG:N	1.97	0.80
1:B:95:PHE:CE2	1:B:112:ILE:HD13	2.18	0.79
1:A:203[B]:TYR:CD1	1:A:209[B]:ARG:HD3	2.18	0.78
1:A:199:ALA:HB1	1:A:203[B]:TYR:CE2	2.19	0.78
1:A:206:ASN:HB2	1:A:209[B]:ARG:NH2	1.99	0.77
1:A:203[B]:TYR:CZ	2:A:900[B]:BLA:HAA1	2.19	0.77
1:B:161:MSE:HE1	2:B:900[B]:BLA:HBB1	1.66	0.77
1:A:335:LEU:HD13	1:A:492:LEU:HD23	1.65	0.77
1:B:266:VAL:HG22	1:B:271:TRP:HB2	1.65	0.77
1:A:123:PHE:HE2	1:B:123:PHE:CE2	2.02	0.77
1:A:416:PHE:HE1	1:A:424:ILE:HG13	1.48	0.77
1:B:185:TYR:HD1	1:B:188:LEU:HD12	1.49	0.77
2:A:900[A]:BLA:HMB3	2:A:900[A]:BLA:HMA2	1.66	0.76

Continued on next page...

Continued from previous page...

Atom-1	Atom-2	Interatomic distance (Å)	Clash overlap (Å)
1:B:45:ILE:HD12	1:B:46:GLN:H	1.50	0.76
1:A:220:ARG:HE	1:A:222:PHE:HZ	1.33	0.76
1:B:163[B]:TYR:OH	1:B:190[B]:TYR:CD2	2.39	0.76
1:B:415:ARG:HD3	1:B:423:TRP:CZ2	2.20	0.76
1:B:29:LEU:HD13	1:B:109:GLU:HG2	1.67	0.76
1:A:194:ASP:CB	2:A:900[A]:BLA:HHB	2.15	0.76
1:B:64:VAL:HG13	1:B:68:VAL:HB	1.67	0.75
1:A:493:CYS:O	1:A:494:LEU:HB2	1.86	0.75
2:A:900[A]:BLA:HMD1	2:A:900[A]:BLA:HBD2	1.67	0.75
1:B:203[B]:TYR:OH	2:B:900[B]:BLA:HAA1	1.86	0.75
1:B:19:VAL:CG2	1:B:232:SER:HB3	2.17	0.74
1:A:90:ILE:HG22	1:A:91:GLY:N	2.02	0.74
1:A:95:PHE:CE2	1:A:112:ILE:HD13	2.22	0.74
1:B:206:ASN:HD21	1:B:237:TYR:H	1.32	0.74
1:B:493:CYS:O	1:B:494:LEU:HB2	1.85	0.74
1:A:188:LEU:HD23	1:A:189:ARG:H	1.51	0.74
1:A:302:ILE:HG23	1:B:305:ARG:HH12	1.52	0.74
1:A:415:ARG:HD3	1:A:423:TRP:CZ2	2.23	0.73
1:A:123:PHE:CE2	1:B:123:PHE:CE2	2.76	0.73
1:A:191:PRO:HD2	1:A:453:ARG:HH22	1.53	0.73
1:A:123:PHE:HE2	1:B:123:PHE:HE2	1.36	0.73
1:B:140:THR:HG23	1:B:164:ARG:NH2	2.03	0.73
1:A:190[B]:TYR:CD1	2:A:900[B]:BLA:HMB1	2.23	0.72
1:A:314:LEU:HD23	1:A:314:LEU:N	2.04	0.72
1:B:415:ARG:HB2	1:B:423:TRP:CH2	2.24	0.72
1:B:19:VAL:HG21	1:B:232:SER:HB3	1.71	0.72
1:B:194[A]:ASP:HB3	2:B:900[A]:BLA:CHB	2.19	0.72
1:A:203[B]:TYR:OH	2:A:900[B]:BLA:HHA	1.89	0.72
1:B:488:ASP:O	1:B:491:GLU:HB3	1.90	0.72
1:A:90:ILE:CG2	1:A:91:GLY:H	2.03	0.72
1:A:98:ILE:HG21	1:A:286:TYR:CD1	2.25	0.71
1:A:414:ILE:CG1	1:A:424:ILE:HB	2.20	0.71
1:B:90:ILE:HG22	1:B:91:GLY:H	1.54	0.71
1:A:257:ARG:HG2	1:A:257:ARG:NH1	1.97	0.71
1:A:359:LEU:HD13	1:A:422:GLY:HA3	1.73	0.71
1:B:390:TYR:HB3	1:B:413:ALA:HB3	1.73	0.71
1:B:376:ASN:O	1:B:379:GLN:HB3	1.90	0.71
1:B:430:GLU:HG2	1:B:471:SER:CA	2.21	0.70
1:A:390:TYR:HB3	1:A:413:ALA:HB3	1.74	0.70
1:B:19:VAL:N	1:B:20:PRO:HD3	2.07	0.70
1:B:209[A]:ARG:NH1	1:B:241:ARG:NH1	2.38	0.70

Continued on next page...

Continued from previous page...

Atom-1	Atom-2	Interatomic distance (Å)	Clash overlap (Å)
1:A:203[B]:TYR:OH	2:A:900[B]:BLA:HAA1	1.91	0.70
1:A:190[B]:TYR:N	1:A:190[B]:TYR:CD2	2.60	0.69
1:A:209[A]:ARG:HH11	1:A:209[A]:ARG:CG	2.04	0.69
1:A:190[B]:TYR:CE1	2:A:900[B]:BLA:HAB	2.28	0.69
1:B:341:HIS:O	1:B:345:GLY:N	2.26	0.69
2:B:900[B]:BLA:HMA1	2:B:900[B]:BLA:NB	2.07	0.69
1:B:150:GLU:O	1:B:154:MSE:HG3	1.93	0.68
1:B:188:LEU:HD11	1:B:190[B]:TYR:OH	1.93	0.68
1:A:33:ARG:HB3	1:A:39:LEU:HD11	1.75	0.68
1:A:43:GLU:HG2	1:A:220:ARG:O	1.94	0.68
1:A:98:ILE:HG21	1:A:286:TYR:CE1	2.29	0.68
1:A:64:VAL:HG13	1:A:68:VAL:HB	1.75	0.67
1:A:346:ILE:HG23	1:A:426:TRP:CZ3	2.29	0.67
1:A:124:THR:O	1:A:128:GLN:HG3	1.92	0.67
1:A:379:GLN:HA	1:A:382:GLN:CG	2.24	0.67
1:A:294:ILE:O	1:A:298:VAL:HG23	1.94	0.67
1:B:211:ILE:HB	1:B:259:SER:HB3	1.75	0.67
1:A:209[A]:ARG:HG2	1:A:209[A]:ARG:NH1	2.06	0.67
1:A:363:THR:CG2	1:A:371:GLU:HB2	2.17	0.67
1:A:350:ILE:HG23	1:A:351:PRO:HD2	1.77	0.66
1:B:209[B]:ARG:N	1:B:209[B]:ARG:CD	2.57	0.66
1:B:430:GLU:HG2	1:B:471:SER:HA	1.76	0.66
1:B:59:LEU:HD22	1:B:59:LEU:H	1.60	0.66
1:A:139:ASP:HB3	1:A:142:SER:OG	1.95	0.66
1:A:45:ILE:HB	1:A:51:PHE:CE1	2.30	0.66
1:B:190[B]:TYR:CE1	2:B:900[B]:BLA:HMB1	2.31	0.66
1:B:335:LEU:HD13	1:B:492:LEU:HD23	1.76	0.66
1:B:136:LEU:HB2	1:B:137:HIS:CE1	2.30	0.66
1:A:22:ALA:O	1:A:242:SER:HB3	1.96	0.65
1:A:379:GLN:HA	1:A:382:GLN:HG2	1.79	0.65
1:B:43:GLU:HG3	1:B:219:MSE:HG3	1.77	0.65
1:A:159:ARG:CZ	1:A:185:TYR:HE2	2.09	0.65
1:B:209[A]:ARG:O	1:B:260:MSE:HA	1.97	0.65
1:A:294:ILE:HD11	1:B:294:ILE:CD1	2.26	0.65
1:B:9:LEU:HD11	1:B:454:LEU:HD21	1.78	0.65
1:A:157:TYR:CZ	1:A:260:MSE:HB2	2.31	0.65
1:B:134:VAL:HG13	1:B:302:ILE:HG21	1.79	0.65
1:B:32:LEU:HD12	1:B:32:LEU:N	2.11	0.64
1:A:33:ARG:HB3	1:A:39:LEU:CD1	2.26	0.64
1:A:216:TYR:CE2	1:A:218:PRO:HG3	2.32	0.64
1:A:209[B]:ARG:CG	1:A:261:SER:HB2	2.26	0.64

Continued on next page...

Continued from previous page...

Atom-1	Atom-2	Interatomic distance (Å)	Clash overlap (Å)
1:B:18:HIS:C	1:B:20:PRO:HD3	2.18	0.64
1:B:68:VAL:O	1:B:71:MSE:HB3	1.98	0.64
1:B:359:LEU:HD13	1:B:422:GLY:CA	2.27	0.64
1:A:152:ARG:HB2	1:A:160:VAL:HG11	1.78	0.64
1:A:191:PRO:CD	1:A:453:ARG:HH22	2.09	0.64
1:A:314:LEU:HD23	1:A:314:LEU:H	1.61	0.64
2:A:900[B]:BLA:NB	2:A:900[B]:BLA:HMA1	2.12	0.64
1:A:359:LEU:HD22	1:A:416:PHE:HE2	1.62	0.64
1:B:202:LEU:O	1:B:209[B]:ARG:NH2	2.30	0.64
1:B:359:LEU:HD22	1:B:416:PHE:HE2	1.60	0.64
1:B:493:CYS:O	1:B:494:LEU:CB	2.46	0.64
1:B:90:ILE:CG2	1:B:91:GLY:H	2.11	0.63
1:B:140:THR:HG23	1:B:164:ARG:HH22	1.63	0.63
1:B:479:LEU:O	1:B:483:GLU:HB2	1.99	0.63
1:A:83:SER:O	1:A:84:ASN:HB2	1.98	0.63
1:A:359:LEU:HD13	1:A:422:GLY:CA	2.28	0.63
1:B:319:THR:HG22	1:B:322:ARG:HH21	1.63	0.63
1:A:199:ALA:HB1	1:A:203[B]:TYR:HE2	1.58	0.63
1:B:377:VAL:HG22	1:B:395:TRP:CH2	2.33	0.63
1:A:283:LEU:C	1:A:283:LEU:HD23	2.19	0.63
1:B:190[B]:TYR:CZ	2:B:900[B]:BLA:HAB	2.34	0.63
1:A:335:LEU:CD1	1:A:492:LEU:HD23	2.27	0.63
1:B:163[B]:TYR:OH	1:B:190[B]:TYR:HD2	1.81	0.62
1:A:49:LEU:HD21	1:A:95:PHE:CE1	2.35	0.62
1:B:90:ILE:HG22	1:B:91:GLY:N	2.13	0.62
1:B:172:GLU:HG2	1:B:174:VAL:HG12	1.81	0.62
1:A:416:PHE:CE1	1:A:424:ILE:HG13	2.33	0.62
1:B:235:LEU:O	1:B:241:ARG:HD3	1.99	0.62
1:A:389:ILE:HD11	1:A:483:GLU:OE2	1.99	0.62
1:A:354:GLY:HA2	1:A:367:ARG:HB2	1.82	0.61
1:B:307:GLU:O	1:B:311:ILE:HG23	2.00	0.61
2:B:900[B]:BLA:HMA1	2:B:900[B]:BLA:HB	1.65	0.61
2:B:900[B]:BLA:HMA2	2:B:900[B]:BLA:CGA	2.31	0.61
1:B:209[B]:ARG:O	1:B:260:MSE:HA	2.00	0.61
1:A:203[B]:TYR:HA	1:A:209[B]:ARG:HH12	1.60	0.61
1:B:208:ILE:C	1:B:209[B]:ARG:CD	2.67	0.61
1:B:339:LEU:O	1:B:346:ILE:HG23	2.00	0.61
1:A:453:ARG:HH21	1:A:459:SER:CB	2.13	0.61
1:B:32:LEU:HD23	1:B:36:GLY:O	2.01	0.61
1:B:165:PHE:CD1	1:B:272:GLY:HA2	2.36	0.61
1:A:306:LEU:HD22	1:B:305:ARG:NH1	2.16	0.60

Continued on next page...

Continued from previous page...

Atom-1	Atom-2	Interatomic distance (Å)	Clash overlap (Å)
1:B:235:LEU:O	1:B:238:SER:HB3	2.01	0.60
1:A:206:ASN:CB	1:A:209[B]:ARG:NH2	2.64	0.60
1:A:414:ILE:HG12	1:A:424:ILE:HB	1.82	0.60
1:B:12[A]:CYS:SG	1:B:13:GLU:N	2.73	0.60
1:A:294:ILE:HD11	1:B:294:ILE:HD11	1.82	0.60
1:A:359:LEU:HD12	1:A:360:GLY:H	1.66	0.60
1:A:203[B]:TYR:HD1	1:A:209[B]:ARG:HD3	1.64	0.60
1:B:202:LEU:C	1:B:209[B]:ARG:NH2	2.54	0.60
1:A:319:THR:HG22	1:A:322:ARG:HH21	1.65	0.60
1:B:38:VAL:O	1:B:55:PRO:HA	2.01	0.60
2:A:900[B]:BLA:HMA1	2:A:900[B]:BLA:HB	1.66	0.60
1:A:366:ILE:HG13	1:A:367:ARG:HG3	1.83	0.60
2:B:900[B]:BLA:HBB1	2:B:900[B]:BLA:OB	2.00	0.60
1:B:394:ASN:CB	1:B:469:GLY:O	2.49	0.60
1:B:48:LEU:HB3	1:B:49:LEU:HG	1.83	0.59
1:B:257:ARG:HD2	1:B:281:PRO:HD3	1.83	0.59
1:B:318:SER:O	1:B:321:ARG:HB2	2.02	0.59
1:B:203[B]:TYR:OH	2:B:900[B]:BLA:HHA	2.02	0.59
1:B:408:CYS:SG	1:B:429:HIS:HB3	2.43	0.59
2:A:900[A]:BLA:HMC1	2:A:900[A]:BLA:CBC	2.28	0.59
1:A:206:ASN:HD21	1:A:237:TYR:HA	1.68	0.59
1:A:307:GLU:O	1:A:311:ILE:HG23	2.02	0.59
1:B:134:VAL:HA	1:B:143:LEU:CD2	2.30	0.59
1:B:163[A]:TYR:OH	1:B:275:SER:HB3	2.01	0.59
1:B:239:VAL:HG11	1:B:289:ARG:NH2	2.18	0.59
1:B:395:TRP:HB3	1:B:409:CYS:HA	1.85	0.58
1:B:457:ARG:O	1:B:461:GLU:HG3	2.02	0.58
1:A:33:ARG:HG3	1:A:35:ASP:OD1	2.02	0.58
1:A:49:LEU:HB2	1:A:51:PHE:CE2	2.38	0.58
1:A:253:ASN:ND2	1:A:449:PRO:HB3	2.17	0.58
1:A:426:TRP:N	1:A:426:TRP:CD1	2.71	0.58
1:A:371:GLU:O	1:A:374:ALA:HB3	2.03	0.58
1:A:157:TYR:OH	1:A:260:MSE:HB2	2.02	0.58
2:B:900[A]:BLA:HMB3	2:B:900[A]:BLA:CMA	2.33	0.58
1:B:346:ILE:O	1:B:426:TRP:HZ3	1.87	0.58
1:B:379:GLN:HA	1:B:382:GLN:HG2	1.85	0.58
2:B:900[A]:BLA:HMC1	2:B:900[A]:BLA:CBC	2.22	0.58
1:B:159:ARG:NH1	1:B:185:TYR:HE2	2.01	0.58
1:A:479:LEU:O	1:A:483:GLU:HB2	2.04	0.58
1:B:313:GLU:O	1:B:317:VAL:HG13	2.04	0.58
1:A:197:ALA:O	1:A:201:ARG:HG2	2.04	0.57

Continued on next page...

Continued from previous page...

Atom-1	Atom-2	Interatomic distance (Å)	Clash overlap (Å)
1:B:71:MSE:HE1	1:B:97:VAL:HG12	1.85	0.57
1:B:290:MSE:HE1	1:B:293:GLN:OE1	2.03	0.57
1:A:159:ARG:HD2	1:A:161:MSE:HE2	1.85	0.57
1:B:209[A]:ARG:NH1	1:B:241:ARG:HH12	2.01	0.57
1:B:247[B]:HIS:CE1	2:B:900[B]:BLA:C1A	2.88	0.57
1:B:314:LEU:N	1:B:314:LEU:HD23	2.19	0.57
1:A:181:ASP:OD1	1:A:181:ASP:N	2.38	0.57
1:B:210:LEU:HD23	1:B:211:ILE:N	2.20	0.57
1:A:214:VAL:HG23	1:A:257:ARG:C	2.25	0.56
1:B:98:ILE:HG12	1:B:98:ILE:O	2.04	0.56
1:A:43:GLU:HG3	1:A:219:MSE:HG3	1.87	0.56
1:B:209[A]:ARG:HH12	1:B:241:ARG:HH12	1.52	0.56
1:B:286:TYR:HB3	1:B:287:PRO:HD3	1.86	0.56
1:A:203[B]:TYR:OH	2:A:900[B]:BLA:HAD2	2.06	0.56
1:A:366:ILE:HG13	1:A:367:ARG:N	2.21	0.56
1:B:359:LEU:HD13	1:B:422:GLY:HA3	1.87	0.56
1:A:190[B]:TYR:CE1	2:A:900[B]:BLA:HMB1	2.40	0.56
1:B:181:ASP:N	1:B:181:ASP:OD1	2.38	0.56
1:B:209[A]:ARG:HG2	1:B:209[A]:ARG:HH11	1.70	0.56
1:B:260:MSE:CE	1:B:289:ARG:HG2	2.36	0.56
1:A:282:LYS:HE3	1:A:284:ILE:HD11	1.88	0.56
1:B:158:ASP:OD1	1:B:278:HIS:HA	2.06	0.56
1:A:20:PRO:HD2	1:A:235:LEU:HD12	1.86	0.56
1:A:159:ARG:NH2	1:A:185:TYR:HE2	2.03	0.56
1:A:19:VAL:HG23	1:A:19:VAL:O	2.06	0.56
1:B:260:MSE:HE3	1:B:284:ILE:HB	1.87	0.56
1:B:206:ASN:CB	1:B:209[B]:ARG:CZ	2.77	0.55
1:B:179:ARG:O	1:B:182:LEU:HG	2.07	0.55
1:B:389:ILE:HD11	1:B:483:GLU:OE2	2.05	0.55
1:B:29:LEU:HD11	1:B:107:TYR:HB3	1.88	0.55
1:B:189:ARG:HD3	1:B:463:TRP:CZ2	2.42	0.55
1:A:226:ASN:HB2	1:A:233:PHE:CZ	2.41	0.55
1:A:190[B]:TYR:CZ	2:A:900[B]:BLA:HAB	2.40	0.55
1:B:393:ASP:HB2	1:B:394:ASN:OD1	2.06	0.55
1:B:33:ARG:CB	1:B:39:LEU:HD11	2.32	0.55
1:B:193:SER:O	2:B:900[B]:BLA:HBC1	2.07	0.55
1:B:261[A]:SER:HB2	1:B:273:LEU:HD13	1.89	0.55
1:B:394:ASN:HB3	1:B:469:GLY:O	2.06	0.55
1:A:124:THR:HG21	1:B:290:MSE:HE3	1.87	0.54
1:A:359:LEU:HD12	1:A:360:GLY:N	2.23	0.54
1:A:373:GLN:NE2	1:A:406:GLY:HA3	2.22	0.54

Continued on next page...

Continued from previous page...

Atom-1	Atom-2	Interatomic distance (Å)	Clash overlap (Å)
1:A:341:HIS:C	1:A:343:ASP:H	2.11	0.54
1:A:430:GLU:HG2	1:A:471:SER:HA	1.89	0.54
1:A:235:LEU:O	1:A:241:ARG:HD3	2.06	0.54
1:B:430:GLU:OE1	1:B:468:ARG:O	2.24	0.54
1:B:42:SER:O	1:B:45:ILE:HG13	2.07	0.54
1:A:49:LEU:HD21	1:A:95:PHE:CZ	2.42	0.54
1:A:257:ARG:HH11	1:A:257:ARG:CG	2.15	0.53
1:A:393:ASP:HA	1:A:409:CYS:O	2.08	0.53
1:B:60:THR:OG1	1:B:63:GLN:NE2	2.41	0.53
1:B:189:ARG:HD2	1:B:463:TRP:CH2	2.42	0.53
2:B:900[A]:BLA:HMB3	2:B:900[A]:BLA:C3A	2.38	0.53
1:A:45:ILE:HD12	1:A:46:GLN:N	2.24	0.53
1:A:66:PRO:HD2	1:A:67:GLU:HG3	1.90	0.53
1:A:54:SER:O	1:A:57:SER:HB3	2.09	0.53
1:A:464:GLU:O	1:A:468:ARG:HG3	2.09	0.53
1:B:415:ARG:HB2	1:B:423:TRP:CZ2	2.44	0.53
1:A:38:VAL:O	1:A:55:PRO:HA	2.09	0.53
1:B:203[B]:TYR:CZ	2:B:900[B]:BLA:HAA1	2.44	0.53
1:B:225:LEU:HD21	1:B:230:ASN:HA	1.90	0.52
1:B:152:ARG:HB2	1:B:160:VAL:HG11	1.91	0.52
1:A:393:ASP:O	1:A:394:ASN:CG	2.48	0.52
1:B:188:LEU:HD13	1:B:190[B]:TYR:CE2	2.44	0.52
1:A:250[B]:TYR:CD1	2:A:900[B]:BLA:OC	2.63	0.52
1:B:90:ILE:CG2	1:B:91:GLY:N	2.72	0.52
1:B:266:VAL:HG21	1:B:271:TRP:CD1	2.44	0.52
1:B:188:LEU:CD1	1:B:190[B]:TYR:OH	2.56	0.52
1:B:415:ARG:HB2	1:B:423:TRP:CZ3	2.44	0.52
1:B:214:VAL:HG23	1:B:257:ARG:O	2.10	0.52
1:A:159:ARG:NH2	1:A:185:TYR:CE2	2.78	0.52
1:A:287:PRO:HB3	1:B:120:ILE:HD13	1.91	0.52
1:B:244:SER:HB3	2:B:900[A]:BLA:HMD2	1.91	0.52
1:B:190[B]:TYR:CD1	2:B:900[B]:BLA:HMB1	2.45	0.52
1:A:390:TYR:O	1:A:412:LEU:HD23	2.09	0.51
1:B:321:ARG:HB3	1:B:349:LEU:CD2	2.41	0.51
1:B:381:LEU:HD11	1:B:390:TYR:HB2	1.92	0.51
1:A:206:ASN:O	1:A:209[B]:ARG:NH1	2.43	0.51
1:B:19:VAL:HG23	1:B:233:PHE:O	2.10	0.51
1:B:359:LEU:HD12	1:B:360:GLY:H	1.75	0.51
1:A:306:LEU:HD22	1:B:305:ARG:HH12	1.74	0.51
1:A:350:ILE:HD13	1:A:478:ASP:HB3	1.93	0.51
1:B:19:VAL:HG22	1:B:232:SER:HB3	1.91	0.51

Continued on next page...

Continued from previous page...

Atom-1	Atom-2	Interatomic distance (Å)	Clash overlap (Å)
1:B:214:VAL:HG23	1:B:257:ARG:C	2.31	0.51
2:A:900[B]:BLA:HB	2:A:900[B]:BLA:CMA	2.23	0.51
1:B:359:LEU:HD22	1:B:416:PHE:CE2	2.43	0.51
1:A:49:LEU:HD22	1:A:90:ILE:HG21	1.93	0.51
1:B:394:ASN:CG	1:B:469:GLY:O	2.49	0.51
1:A:190[B]:TYR:N	1:A:190[B]:TYR:HD2	2.05	0.51
1:B:209[A]:ARG:NH1	2:B:900[A]:BLA:O1D	2.43	0.51
1:B:453:ARG:O	1:B:453:ARG:HG2	2.04	0.51
1:A:203[B]:TYR:CE1	1:A:209[B]:ARG:HD3	2.46	0.51
2:A:900[A]:BLA:HMB3	2:A:900[A]:BLA:C3A	2.41	0.51
2:B:900[B]:BLA:HB	2:B:900[B]:BLA:CMA	2.24	0.51
1:A:136:LEU:HB2	1:A:137:HIS:CE1	2.46	0.51
1:A:306:LEU:HD13	1:B:305:ARG:NH1	2.26	0.51
1:B:165:PHE:CE1	1:B:272:GLY:HA2	2.46	0.51
1:A:226:ASN:HB2	1:A:233:PHE:CE1	2.46	0.50
1:A:319:THR:HG22	1:A:322:ARG:NH2	2.26	0.50
1:A:394:ASN:O	1:A:395:TRP:C	2.50	0.50
1:B:188:LEU:HD13	1:B:190[B]:TYR:HE2	1.75	0.50
1:B:161:MSE:HE3	1:B:163[A]:TYR:OH	2.12	0.50
1:B:188:LEU:CD2	1:B:190[B]:TYR:CE2	2.93	0.50
1:A:203[B]:TYR:HA	1:A:209[B]:ARG:HH11	1.71	0.50
1:B:203[B]:TYR:OH	2:B:900[B]:BLA:HAD2	2.11	0.50
1:A:264:ILE:HD11	1:A:274:PHE:CE1	2.47	0.50
1:B:262:ILE:CG2	1:B:296:SER:HB2	2.42	0.50
1:A:159:ARG:HB3	1:A:277:HIS:HB2	1.93	0.50
1:A:350:ILE:HD11	1:A:481:ILE:HB	1.94	0.50
1:B:31:THR:C	1:B:32:LEU:HD12	2.32	0.50
1:A:423:TRP:O	1:A:424:ILE:HG13	2.11	0.49
1:B:166:ARG:HB2	1:B:168:ASP:OD1	2.11	0.49
1:A:97:VAL:HG22	1:A:110:PHE:CD2	2.47	0.49
1:A:120:ILE:HD13	1:A:120:ILE:N	2.27	0.49
2:A:900[A]:BLA:HBC1	2:A:900[A]:BLA:CMC	2.30	0.49
1:B:19:VAL:HG13	1:B:19:VAL:O	2.12	0.49
1:A:214:VAL:HG23	1:A:257:ARG:O	2.12	0.49
1:A:326:ALA:O	1:A:330:ARG:HB3	2.12	0.49
1:B:412:LEU:HB3	1:B:426:TRP:HD1	1.77	0.49
1:A:32:LEU:N	1:A:32:LEU:HD12	2.28	0.49
1:B:40:ALA:HB2	1:B:223:PRO:HD2	1.95	0.49
1:B:159:ARG:CZ	1:B:185:TYR:CE2	2.96	0.49
1:B:428:ARG:HG3	1:B:474:TRP:CH2	2.48	0.49
1:A:284:ILE:HD12	1:A:284:ILE:N	2.28	0.49

Continued on next page...

Continued from previous page...

Atom-1	Atom-2	Interatomic distance (Å)	Clash overlap (Å)
1:B:64:VAL:HG13	1:B:68:VAL:CB	2.40	0.49
1:B:373:GLN:HG2	1:B:406:GLY:HA3	1.94	0.49
1:A:381:LEU:HD21	1:A:390:TYR:CD1	2.47	0.49
1:A:150:GLU:HA	1:A:150:GLU:OE2	2.13	0.48
2:A:900[B]:BLA:ND	2:A:900[B]:BLA:NC	2.61	0.48
1:B:353:ASP:O	1:B:367:ARG:HB3	2.13	0.48
1:B:373:GLN:CG	1:B:406:GLY:HA3	2.42	0.48
1:B:430:GLU:HG2	1:B:471:SER:HB3	1.95	0.48
1:A:286:TYR:HB3	1:A:287:PRO:HD3	1.94	0.48
1:A:163[A]:TYR:CD2	1:A:173:VAL:HG22	2.48	0.48
1:B:207:PRO:HG2	1:B:293:GLN:HG3	1.95	0.48
1:B:43:GLU:HG2	1:B:220:ARG:O	2.12	0.48
1:B:239:VAL:HG11	1:B:289:ARG:HH21	1.77	0.48
1:A:209[A]:ARG:CG	1:A:209[A]:ARG:NH1	2.67	0.48
1:B:261[B]:SER:HB2	1:B:273:LEU:HD13	1.96	0.48
1:A:45:ILE:HD12	1:A:46:GLN:H	1.79	0.48
1:A:355:ALA:O	1:A:366:ILE:HG23	2.13	0.48
1:A:430:GLU:HG2	1:A:471:SER:CA	2.44	0.48
1:B:211:ILE:HB	1:B:259:SER:CB	2.44	0.48
1:A:15:GLU:O	1:A:198:GLN:OE1	2.31	0.48
1:A:306:LEU:HD13	1:B:305:ARG:HH11	1.78	0.48
1:B:202:LEU:HD21	1:B:236:SER:HB3	1.94	0.48
1:B:254:MSE:HE1	1:B:277:HIS:CD2	2.48	0.48
1:B:264:ILE:HB	1:B:272:GLY:O	2.13	0.48
1:A:71:MSE:HE1	1:A:97:VAL:HG12	1.96	0.47
1:A:152:ARG:HB2	1:A:160:VAL:CG1	2.44	0.47
1:A:158:ASP:HB2	1:A:278:HIS:HA	1.96	0.47
1:A:395:TRP:HB3	1:A:409:CYS:HA	1.97	0.47
1:B:352:CYS:HB2	1:B:427:PHE:O	2.13	0.47
1:B:430:GLU:HG2	1:B:471:SER:CB	2.45	0.47
1:A:338:ALA:C	1:A:340:ALA:H	2.17	0.47
1:A:306:LEU:HD12	1:A:306:LEU:HA	1.71	0.47
1:A:330:ARG:HG2	1:A:331:ASP:OD1	2.14	0.47
1:B:157:TYR:CG	1:B:276:CYS:HB3	2.49	0.47
1:B:152:ARG:HD2	1:B:160:VAL:HG12	1.96	0.47
1:A:12[A]:CYS:HB2	2:A:900[A]:BLA:HAC	1.80	0.47
1:B:45:ILE:HG22	1:B:49:LEU:HD12	1.97	0.47
1:B:51:PHE:HD2	1:B:52:VAL:H	1.62	0.47
1:B:116:ASP:CG	1:B:117:THR:N	2.68	0.47
1:A:16:PRO:HA	1:A:198:GLN:OE1	2.15	0.47
1:A:163[B]:TYR:OH	1:A:190[B]:TYR:CD2	2.62	0.47

Continued on next page...

Continued from previous page...

Atom-1	Atom-2	Interatomic distance (Å)	Clash overlap (Å)
1:A:209[A]:ARG:CZ	1:A:241:ARG:NH1	2.78	0.47
1:A:484:LYS:O	1:A:488:ASP:OD2	2.33	0.47
1:B:226:ASN:HB2	1:B:233:PHE:CZ	2.50	0.47
1:A:48:LEU:C	1:A:49:LEU:HG	2.33	0.47
1:A:160:VAL:CG1	1:A:177:SER:HB3	2.45	0.47
1:A:350:ILE:CG2	1:A:351:PRO:HD2	2.44	0.47
2:B:900[A]:BLA:C2B	2:B:900[A]:BLA:HMA1	2.45	0.47
1:A:152:ARG:HD2	1:A:177:SER:O	2.15	0.47
1:A:198:GLN:O	1:A:202:LEU:HB2	2.15	0.47
1:A:341:HIS:O	1:A:343:ASP:N	2.47	0.47
1:B:59:LEU:HD22	1:B:59:LEU:N	2.28	0.47
1:B:388:ASP:HA	1:B:415:ARG:HB3	1.96	0.47
1:A:70:ARG:HH12	1:B:116:ASP:CG	2.18	0.46
1:A:194:ASP:OD2	2:A:900[A]:BLA:NB	2.39	0.46
1:A:213:ASP:O	1:A:216:TYR:HB3	2.14	0.46
1:A:33:ARG:NH1	1:A:37:MSE:SE	2.98	0.46
1:A:294:ILE:CG2	1:B:124:THR:HG23	2.46	0.46
1:B:159:ARG:CZ	1:B:185:TYR:HE2	2.28	0.46
1:B:226:ASN:HB3	1:B:229:THR:HG22	1.97	0.46
1:A:395:TRP:CB	1:A:409:CYS:HA	2.45	0.46
1:B:71:MSE:O	1:B:74:GLU:HG2	2.16	0.46
1:B:189:ARG:CD	1:B:463:TRP:CH2	2.98	0.46
1:B:354:GLY:HA2	1:B:367:ARG:HB2	1.97	0.46
1:B:394:ASN:O	1:B:409:CYS:HB3	2.16	0.46
1:A:163[A]:TYR:CE1	1:A:275:SER:HB2	2.50	0.46
1:B:163[A]:TYR:CE1	1:B:275:SER:HB2	2.51	0.46
1:B:12[B]:CYS:HB2	2:B:900[B]:BLA:HAC	1.54	0.46
1:A:250[A]:TYR:CD2	1:A:454:LEU:HB3	2.51	0.46
1:A:262:ILE:HD12	1:A:292:PHE:HB3	1.98	0.46
1:B:19:VAL:N	1:B:20:PRO:CD	2.76	0.46
1:B:51:PHE:CD1	1:B:63:GLN:HB2	2.50	0.46
1:B:359:LEU:HD12	1:B:360:GLY:N	2.31	0.46
1:A:157:TYR:CG	1:A:276:CYS:HB3	2.51	0.45
1:A:196:PRO:HG2	2:A:900[B]:BLA:HMD3	1.98	0.45
2:A:900[B]:BLA:OB	2:A:900[B]:BLA:HBB1	2.15	0.45
1:A:66:PRO:HD2	1:A:67:GLU:H	1.81	0.45
1:B:346:ILE:HD12	1:B:424:ILE:HG23	1.98	0.45
1:B:152:ARG:HG3	1:B:157:TYR:O	2.17	0.45
1:A:356:LEU:HD13	1:A:357:VAL:N	2.32	0.45
1:B:54:SER:O	1:B:57:SER:HB3	2.15	0.45
1:A:150:GLU:O	1:A:154:MSE:HG3	2.17	0.45

Continued on next page...

Continued from previous page...

Atom-1	Atom-2	Interatomic distance (Å)	Clash overlap (Å)
1:B:195:ILE:O	1:B:200:ARG:NH2	2.49	0.45
1:B:346:ILE:HG13	1:B:426:TRP:CZ3	2.51	0.45
1:A:171:GLY:O	1:A:189:ARG:HA	2.17	0.45
1:A:415:ARG:HB2	1:A:423:TRP:CZ3	2.51	0.45
1:A:229:THR:HG23	1:A:231:GLU:H	1.82	0.45
1:B:273:LEU:HD12	1:B:274:PHE:C	2.36	0.45
1:A:373:GLN:O	1:A:377:VAL:HG23	2.17	0.45
1:A:382:GLN:O	1:A:385:PRO:HG3	2.17	0.45
1:B:211:ILE:HG12	1:B:243:VAL:HG21	1.99	0.45
1:B:356:LEU:HB3	1:B:425:PHE:HB2	1.99	0.45
1:A:305:ARG:NH2	1:B:137:HIS:O	2.50	0.45
1:A:485:LEU:HD23	1:A:485:LEU:HA	1.79	0.45
1:B:38:VAL:HG23	1:B:57:SER:O	2.17	0.45
1:A:229:THR:C	1:A:231:GLU:H	2.21	0.44
1:A:290:MSE:HE1	1:A:293:GLN:OE1	2.16	0.44
1:B:185:TYR:CD1	1:B:188:LEU:HD12	2.39	0.44
1:B:261[B]:SER:HB3	2:B:900[B]:BLA:O2A	2.17	0.44
1:A:162:ALA:HB3	1:A:175:ALA:HB3	1.99	0.44
1:B:134:VAL:CG1	1:B:302:ILE:HG12	2.47	0.44
1:A:221:VAL:O	1:A:221:VAL:CG2	2.64	0.44
1:B:51:PHE:CD1	1:B:63:GLN:CB	3.01	0.44
1:B:466:VAL:O	1:B:470:HIS:CD2	2.71	0.44
1:B:266:VAL:HG21	1:B:271:TRP:HD1	1.82	0.44
2:B:900[A]:BLA:HBD2	2:B:900[A]:BLA:CMD	2.31	0.44
2:B:900[A]:BLA:HMB3	2:B:900[A]:BLA:HMA2	1.98	0.44
1:A:127:ALA:O	1:A:131:ILE:HG13	2.17	0.44
1:A:199:ALA:O	1:A:203[B]:TYR:CD2	2.71	0.44
1:A:313:GLU:O	1:A:317:VAL:HG13	2.17	0.44
1:A:314:LEU:N	1:A:314:LEU:CD2	2.76	0.44
1:B:119:SER:C	1:B:121:THR:N	2.71	0.44
1:B:225:LEU:O	1:B:227:PRO:HD3	2.18	0.44
1:B:341:HIS:O	1:B:343:ASP:N	2.50	0.44
1:A:208:ILE:HA	1:A:261:SER:O	2.18	0.44
1:A:379:GLN:O	1:A:379:GLN:HG2	2.16	0.44
1:A:51:PHE:HB3	1:A:63:GLN:HG2	1.98	0.44
1:A:416:PHE:O	1:A:416:PHE:CD2	2.70	0.44
1:B:379:GLN:HA	1:B:382:GLN:CG	2.47	0.44
1:A:253:ASN:HD21	1:A:449:PRO:HB3	1.83	0.44
1:A:454:LEU:HD23	1:A:454:LEU:N	2.33	0.43
1:B:409:CYS:HB2	1:B:430:GLU:OE2	2.18	0.43
1:A:147:VAL:HG21	1:A:295:PHE:HZ	1.83	0.43

Continued on next page...

Continued from previous page...

Atom-1	Atom-2	Interatomic distance (Å)	Clash overlap (Å)
1:B:202:LEU:CD2	1:B:236:SER:HB3	2.49	0.43
1:B:217:THR:HG23	1:B:217:THR:O	2.17	0.43
1:B:346:ILE:CD1	1:B:424:ILE:HG23	2.48	0.43
1:B:350:ILE:HG23	1:B:351:PRO:HD2	2.00	0.43
1:A:432:VAL:O	1:A:433:HIS:CB	2.66	0.43
1:A:266:VAL:HG22	1:A:271:TRP:HB2	2.00	0.43
2:A:900[A]:BLA:NA	3:A:506:HOH:O	2.36	0.43
1:B:217:THR:O	1:B:217:THR:CG2	2.66	0.43
1:B:453:ARG:O	1:B:453:ARG:CG	2.64	0.43
1:A:134:VAL:O	1:A:134:VAL:CG1	2.67	0.43
1:B:298:VAL:O	1:B:302:ILE:HD13	2.18	0.43
1:B:330:ARG:HB2	1:B:492:LEU:HD11	1.99	0.43
1:A:64:VAL:HG13	1:A:64:VAL:O	2.18	0.43
1:A:250[B]:TYR:CE1	2:A:900[B]:BLA:OC	2.72	0.43
1:A:294:ILE:HD11	1:B:294:ILE:HD13	1.99	0.43
1:A:215:ALA:HB3	1:A:257:ARG:HH12	1.84	0.43
1:A:428:ARG:NE	1:A:474:TRP:CZ3	2.86	0.43
1:B:315:LEU:HD12	1:B:315:LEU:HA	1.83	0.43
1:B:17:ILE:HD13	2:B:900[B]:BLA:HAD1	2.00	0.43
1:B:17:ILE:HD11	1:B:199:ALA:HA	2.00	0.43
1:A:188:LEU:HB3	1:A:190[B]:TYR:CE2	2.53	0.43
1:A:240:LEU:O	1:A:241:ARG:C	2.57	0.43
1:A:273:LEU:C	1:A:273:LEU:HD12	2.39	0.43
1:A:313:GLU:O	1:A:316:ARG:N	2.45	0.43
1:B:45:ILE:HG13	1:B:45:ILE:H	1.64	0.43
1:B:159:ARG:HB3	1:B:277:HIS:HB2	2.00	0.43
1:B:298:VAL:HG12	1:B:299:CYS:N	2.32	0.43
1:A:160:VAL:HG12	1:A:177:SER:O	2.18	0.42
1:B:190[B]:TYR:CD1	1:B:459:SER:HB2	2.54	0.42
1:B:250[B]:TYR:CE1	2:B:900[B]:BLA:OC	2.72	0.42
1:B:262:ILE:HD12	1:B:292:PHE:HB3	2.00	0.42
1:A:389:ILE:HG22	1:A:390:TYR:N	2.34	0.42
1:B:262:ILE:HG22	1:B:296:SER:HB2	2.00	0.42
1:B:273:LEU:HD12	1:B:273:LEU:C	2.39	0.42
1:B:284:ILE:CG2	1:B:288:VAL:HB	2.49	0.42
1:A:172:GLU:HG2	1:A:174:VAL:CG1	2.49	0.42
1:A:416:PHE:HE1	1:A:424:ILE:CG1	2.24	0.42
1:B:190[B]:TYR:HD1	1:B:194[B]:ASP:OD1	2.03	0.42
1:A:134:VAL:HA	1:A:143:LEU:CD2	2.49	0.42
1:A:283:LEU:C	1:A:283:LEU:CD2	2.88	0.42
1:B:15:GLU:HA	1:B:16:PRO:HD3	1.89	0.42

Continued on next page...

Continued from previous page...

Atom-1	Atom-2	Interatomic distance (Å)	Clash overlap (Å)
1:B:325:LEU:HD11	1:B:339:LEU:HD23	2.01	0.42
1:A:302:ILE:HG22	1:A:303:VAL:N	2.35	0.42
1:B:97:VAL:HG22	1:B:110:PHE:CD2	2.54	0.42
1:B:388:ASP:HB3	1:B:486:ARG:HE	1.85	0.42
1:B:139:ASP:HB3	1:B:142:SER:OG	2.19	0.42
1:B:358:MSE:O	1:B:423:TRP:N	2.46	0.42
1:A:188:LEU:CD2	1:A:189:ARG:H	2.26	0.42
1:A:414:ILE:HG21	1:A:482:ALA:O	2.19	0.42
1:B:209[A]:ARG:NH1	1:B:209[A]:ARG:HG2	2.32	0.42
1:A:284:ILE:HA	1:A:285:PRO:HD3	1.94	0.42
1:B:284:ILE:N	1:B:284:ILE:HD12	2.34	0.42
1:A:172:GLU:HG2	1:A:174:VAL:HG12	2.02	0.42
1:A:195:ILE:HB	1:A:200:ARG:NH2	2.34	0.42
1:B:83:SER:O	1:B:84:ASN:HB2	2.19	0.42
1:B:254:MSE:HE2	1:B:256:VAL:HG21	2.02	0.42
1:A:288:VAL:O	1:A:289:ARG:C	2.58	0.42
1:B:54:SER:HA	1:B:55:PRO:HD3	1.87	0.42
1:B:176:GLU:HG2	1:B:177:SER:N	2.34	0.42
1:B:308:GLN:O	1:B:311:ILE:HD13	2.19	0.42
1:A:180:GLU:C	1:A:182:LEU:H	2.22	0.41
1:A:293:GLN:O	1:A:296:SER:HB3	2.20	0.41
1:A:352:CYS:HB2	1:A:427:PHE:O	2.20	0.41
1:A:492:LEU:N	1:A:492:LEU:CD1	2.83	0.41
1:B:384:ASP:OD1	1:B:387:ARG:HG2	2.20	0.41
1:A:415:ARG:HB2	1:A:423:TRP:CH2	2.55	0.41
2:A:900[A]:BLA:OB	2:A:900[A]:BLA:HBB1	2.19	0.41
1:B:190[A]:TYR:CD1	1:B:190[A]:TYR:N	2.87	0.41
1:A:481:ILE:O	1:A:485:LEU:HB2	2.21	0.41
1:B:339:LEU:HD21	1:B:489:LEU:HD21	2.01	0.41
1:B:372:ARG:C	1:B:374:ALA:N	2.74	0.41
1:B:373:GLN:HE21	1:B:406:GLY:CA	2.34	0.41
1:A:168:ASP:OD1	1:A:168:ASP:N	2.44	0.41
1:A:306:LEU:HD13	1:B:305:ARG:HD3	2.03	0.41
1:B:12[A]:CYS:SG	1:B:13:GLU:HG3	2.61	0.41
1:A:25:PRO:HB3	1:A:219:MSE:CE	2.41	0.41
1:B:222:PHE:HA	1:B:223:PRO:C	2.40	0.41
2:B:900[A]:BLA:HBC1	2:B:900[A]:BLA:CMC	2.21	0.41
1:A:15:GLU:HA	1:A:16:PRO:HD3	1.94	0.41
1:B:92:GLU:HB3	1:B:93:HIS:NE2	2.35	0.41
2:B:900[A]:BLA:HMA1	2:B:900[A]:BLA:C1B	2.51	0.41
1:A:394:ASN:HA	1:A:469:GLY:O	2.20	0.41

Continued on next page...

Continued from previous page...

Atom-1	Atom-2	Interatomic distance (Å)	Clash overlap (Å)
1:A:206:ASN:HA	1:A:207:PRO:HD3	1.94	0.41
1:A:394:ASN:OD1	1:A:394:ASN:C	2.59	0.41
1:B:240:LEU:O	1:B:241:ARG:C	2.59	0.41
1:B:254:MSE:HE1	1:B:277:HIS:HD2	1.86	0.41
1:B:324:ALA:HB1	1:B:328:ARG:CZ	2.51	0.41
1:B:335:LEU:CD1	1:B:492:LEU:HD23	2.46	0.41
1:A:39:LEU:HD22	1:A:227:PRO:HD2	2.03	0.41
1:A:98:ILE:CG2	1:A:286:TYR:CE1	3.03	0.41
1:B:188:LEU:HD23	1:B:189:ARG:N	2.36	0.41
1:B:215:ALA:H	1:B:257:ARG:HH12	1.68	0.41
1:B:266:VAL:CG2	1:B:271:TRP:CD1	3.04	0.41
1:A:157:TYR:CE1	1:A:284:ILE:HD11	2.56	0.40
1:A:321:ARG:O	1:A:322:ARG:C	2.60	0.40
1:A:409:CYS:SG	1:A:430:GLU:CD	2.99	0.40
1:B:44:ASN:HB3	1:B:219:MSE:HG2	2.03	0.40
1:B:161:MSE:HE1	2:B:900[B]:BLA:OB	2.21	0.40
1:B:166:ARG:HA	1:B:166:ARG:HD3	1.90	0.40
1:A:261:SER:HA	1:A:274:PHE:O	2.21	0.40
1:B:51:PHE:HD2	1:B:52:VAL:N	2.18	0.40
1:A:217:THR:HA	1:A:218:PRO:HD3	1.65	0.40
1:A:379:GLN:HA	1:A:382:GLN:HG3	2.03	0.40
2:A:900[A]:BLA:HBD2	2:A:900[A]:BLA:CMD	2.46	0.40
1:B:163[B]:TYR:CE1	1:B:172:GLU:C	2.95	0.40
1:B:116:ASP:CG	1:B:117:THR:H	2.24	0.40
1:B:163[A]:TYR:OH	1:B:275:SER:CB	2.68	0.40
1:B:191:PRO:HD2	1:B:194[A]:ASP:CG	2.42	0.40
2:B:900[A]:BLA:OB	2:B:900[A]:BLA:HBB1	2.20	0.40
1:A:19:VAL:HG12	1:A:233:PHE:O	2.22	0.40
1:A:189:ARG:C	1:A:190[B]:TYR:CD2	2.95	0.40
1:A:244:SER:HB3	2:A:900[A]:BLA:HMD2	2.03	0.40

There are no symmetry-related clashes.

5.3 Torsion angles

5.3.1 Protein backbone

In the following table, the Percentiles column shows the percent Ramachandran outliers of the chain as a percentile score with respect to all X-ray entries followed by that with respect to entries of similar resolution.

The Analysed column shows the number of residues for which the backbone conformation was analysed, and the total number of residues.

Mol	Chain	Analysed	Favoured	Allowed	Outliers	Percentiles	
1	A	453/505 (90%)	409 (90%)	42 (9%)	2 (0%)	34	70
1	B	456/505 (90%)	403 (88%)	52 (11%)	1 (0%)	47	80
All	All	909/1010 (90%)	812 (89%)	94 (10%)	3 (0%)	41	74

All (3) Ramachandran outliers are listed below:

Mol	Chain	Res	Type
1	B	456	PRO
1	A	342	PRO
1	A	20	PRO

5.3.2 Protein sidechains [i](#)

In the following table, the Percentiles column shows the percent sidechain outliers of the chain as a percentile score with respect to all X-ray entries followed by that with respect to entries of similar resolution.

The Analysed column shows the number of residues for which the sidechain conformation was analysed, and the total number of residues.

Mol	Chain	Analysed	Rotameric	Outliers	Percentiles	
1	A	394/419 (94%)	344 (87%)	50 (13%)	4	18
1	B	397/419 (95%)	350 (88%)	47 (12%)	5	21
All	All	791/838 (94%)	694 (88%)	97 (12%)	5	19

All (97) residues with a non-rotameric sidechain are listed below:

Mol	Chain	Res	Type
1	A	7	VAL
1	A	13	GLU
1	A	32	LEU
1	A	43	GLU
1	A	54	SER
1	A	57	SER
1	A	59	LEU
1	A	64	VAL
1	A	76	LEU
1	A	83	SER

Continued on next page...

Continued from previous page...

Mol	Chain	Res	Type
1	A	89	ARG
1	A	98	ILE
1	A	119	SER
1	A	120	ILE
1	A	125	LEU
1	A	130	ILE
1	A	134	VAL
1	A	140	THR
1	A	142	SER
1	A	147	VAL
1	A	181	ASP
1	A	186	LEU
1	A	188	LEU
1	A	209[A]	ARG
1	A	209[B]	ARG
1	A	210	LEU
1	A	221	VAL
1	A	242	SER
1	A	257	ARG
1	A	260	MSE
1	A	280	SER
1	A	294	ILE
1	A	302	ILE
1	A	311	ILE
1	A	314	LEU
1	A	318	SER
1	A	319	THR
1	A	334	ASP
1	A	346	ILE
1	A	363	THR
1	A	365	SER
1	A	366	ILE
1	A	393	ASP
1	A	409	CYS
1	A	412	LEU
1	A	426	TRP
1	A	453	ARG
1	A	485	LEU
1	A	489	LEU
1	A	492	LEU
1	B	12[A]	CYS
1	B	12[B]	CYS

Continued on next page...

Continued from previous page...

Mol	Chain	Res	Type
1	B	13	GLU
1	B	32	LEU
1	B	45	ILE
1	B	51	PHE
1	B	59	LEU
1	B	64	VAL
1	B	76	LEU
1	B	94	LEU
1	B	98	ILE
1	B	119	SER
1	B	130	ILE
1	B	134	VAL
1	B	143	LEU
1	B	146	ASN
1	B	147	VAL
1	B	160	VAL
1	B	181	ASP
1	B	182	LEU
1	B	186	LEU
1	B	188	LEU
1	B	190[A]	TYR
1	B	190[B]	TYR
1	B	198	GLN
1	B	236	SER
1	B	260	MSE
1	B	277	HIS
1	B	280	SER
1	B	291	SER
1	B	294	ILE
1	B	311	ILE
1	B	317	VAL
1	B	318	SER
1	B	343	ASP
1	B	366	ILE
1	B	380	ARG
1	B	393	ASP
1	B	409	CYS
1	B	412	LEU
1	B	426	TRP
1	B	430	GLU
1	B	431	GLU
1	B	483	GLU

Continued on next page...

Continued from previous page...

Mol	Chain	Res	Type
1	B	485	LEU
1	B	490	MSE
1	B	493	CYS

Sometimes sidechains can be flipped to improve hydrogen bonding and reduce clashes. All (8) such sidechains are listed below:

Mol	Chain	Res	Type
1	A	138	ASN
1	A	167	HIS
1	A	206	ASN
1	A	373	GLN
1	B	135	GLN
1	B	206	ASN
1	B	308	GLN
1	B	373	GLN

5.3.3 RNA [i](#)

There are no RNA molecules in this entry.

5.4 Non-standard residues in protein, DNA, RNA chains [i](#)

There are no non-standard protein/DNA/RNA residues in this entry.

5.5 Carbohydrates [i](#)

There are no monosaccharides in this entry.

5.6 Ligand geometry [i](#)

4 ligands are modelled in this entry.

In the following table, the Counts columns list the number of bonds (or angles) for which Mogul statistics could be retrieved, the number of bonds (or angles) that are observed in the model and the number of bonds (or angles) that are defined in the Chemical Component Dictionary. The Link column lists molecule types, if any, to which the group is linked. The Z score for a bond length (or angle) is the number of standard deviations the observed value is removed from the expected value. A bond length (or angle) with $|Z| > 2$ is considered an outlier worth inspection. RMSZ is the root-mean-square of all Z scores of the bond lengths (or angles).

Mol	Type	Chain	Res	Link	Bond lengths			Bond angles		
					Counts	RMSZ	# Z > 2	Counts	RMSZ	# Z > 2
2	BLA	A	900[B]	-	36,46,46	3.15	17 (47%)	47,67,67	2.10	12 (25%)
2	BLA	A	900[A]	-	36,46,46	3.12	16 (44%)	47,67,67	1.99	9 (19%)
2	BLA	B	900[B]	-	36,46,46	3.20	15 (41%)	47,67,67	2.08	14 (29%)
2	BLA	B	900[A]	-	36,46,46	3.01	16 (44%)	47,67,67	2.02	8 (17%)

In the following table, the Chirals column lists the number of chiral outliers, the number of chiral centers analysed, the number of these observed in the model and the number defined in the Chemical Component Dictionary. Similar counts are reported in the Torsion and Rings columns. '-' means no outliers of that kind were identified.

Mol	Type	Chain	Res	Link	Chirals	Torsions	Rings
2	BLA	A	900[B]	-	-	1/22/74/74	0/4/4/4
2	BLA	A	900[A]	-	-	7/22/74/74	0/4/4/4
2	BLA	B	900[B]	-	-	5/22/74/74	0/4/4/4
2	BLA	B	900[A]	-	-	8/22/74/74	0/4/4/4

All (64) bond length outliers are listed below:

Mol	Chain	Res	Type	Atoms	Z	Observed(Å)	Ideal(Å)
2	A	900[A]	BLA	CHB-C1B	9.51	1.54	1.34
2	A	900[B]	BLA	CHB-C1B	9.02	1.53	1.34
2	B	900[A]	BLA	CHB-C1B	8.94	1.53	1.34
2	B	900[B]	BLA	CHB-C1B	8.75	1.52	1.34
2	B	900[B]	BLA	CHA-C4D	7.35	1.41	1.35
2	B	900[B]	BLA	CHD-C4C	6.98	1.54	1.38
2	A	900[B]	BLA	CHA-C4D	6.97	1.40	1.35
2	A	900[A]	BLA	CHD-C4C	6.97	1.54	1.38
2	B	900[B]	BLA	CHD-C1D	6.54	1.55	1.40
2	A	900[B]	BLA	CHD-C4C	6.44	1.53	1.38
2	B	900[A]	BLA	CHD-C4C	6.35	1.53	1.38
2	A	900[B]	BLA	CHD-C1D	5.93	1.54	1.40
2	A	900[A]	BLA	CHD-C1D	5.82	1.54	1.40
2	B	900[A]	BLA	CHD-C1D	5.46	1.53	1.40
2	A	900[A]	BLA	CHA-C4D	5.46	1.39	1.35
2	B	900[A]	BLA	CHA-C4D	5.35	1.39	1.35
2	A	900[A]	BLA	CBC-CAC	4.75	1.53	1.30
2	B	900[B]	BLA	CBC-CAC	4.75	1.53	1.30
2	A	900[B]	BLA	CBC-CAC	4.70	1.53	1.30
2	B	900[A]	BLA	CBC-CAC	4.63	1.53	1.30
2	A	900[B]	BLA	C4D-C3D	-4.03	1.39	1.45
2	B	900[B]	BLA	C4D-C3D	-3.91	1.39	1.45

Continued on next page...

Continued from previous page...

Mol	Chain	Res	Type	Atoms	Z	Observed(Å)	Ideal(Å)
2	A	900[A]	BLA	C4D-C3D	-3.87	1.39	1.45
2	B	900[B]	BLA	C1B-C2B	-3.69	1.38	1.45
2	A	900[B]	BLA	C1B-C2B	-3.66	1.38	1.45
2	B	900[B]	BLA	C1C-C2C	-3.55	1.38	1.47
2	B	900[A]	BLA	C4A-CHB	3.53	1.54	1.41
2	A	900[B]	BLA	C1D-C2D	-3.50	1.38	1.45
2	B	900[A]	BLA	C4D-C3D	-3.48	1.40	1.45
2	B	900[A]	BLA	C1C-C2C	-3.47	1.38	1.47
2	A	900[A]	BLA	C4A-CHB	3.45	1.54	1.41
2	B	900[B]	BLA	C1D-C2D	-3.44	1.38	1.45
2	A	900[A]	BLA	C1C-C2C	-3.36	1.38	1.47
2	B	900[B]	BLA	C3B-C4B	-3.36	1.37	1.47
2	A	900[A]	BLA	C1D-C2D	-3.31	1.38	1.45
2	A	900[B]	BLA	C1C-C2C	-3.30	1.38	1.47
2	B	900[A]	BLA	C1D-C2D	-3.14	1.39	1.45
2	A	900[B]	BLA	C4A-CHB	3.10	1.53	1.41
2	B	900[B]	BLA	CAB-C3B	-3.09	1.39	1.47
2	B	900[A]	BLA	CAB-C3B	-3.02	1.39	1.47
2	A	900[A]	BLA	C3B-C4B	-3.02	1.38	1.47
2	A	900[B]	BLA	C3B-C4B	-3.01	1.38	1.47
2	B	900[A]	BLA	C1B-C2B	-2.99	1.39	1.45
2	B	900[B]	BLA	C4A-CHB	2.97	1.52	1.41
2	A	900[B]	BLA	CAB-C3B	-2.94	1.39	1.47
2	B	900[A]	BLA	C3C-C4C	-2.91	1.40	1.45
2	A	900[A]	BLA	CAC-C3C	2.83	1.55	1.47
2	A	900[A]	BLA	C1B-C2B	-2.82	1.40	1.45
2	A	900[A]	BLA	CAB-C3B	-2.81	1.39	1.47
2	B	900[B]	BLA	C3C-C4C	-2.81	1.40	1.45
2	A	900[A]	BLA	C3C-C4C	-2.80	1.40	1.45
2	B	900[A]	BLA	C3B-C4B	-2.79	1.39	1.47
2	A	900[B]	BLA	CAC-C3C	2.62	1.54	1.47
2	A	900[B]	BLA	C3C-C4C	-2.57	1.41	1.45
2	B	900[A]	BLA	CAC-C3C	2.53	1.54	1.47
2	B	900[B]	BLA	CAC-C3C	2.42	1.54	1.47
2	A	900[B]	BLA	C1C-NC	-2.38	1.32	1.38
2	A	900[B]	BLA	C4C-NC	-2.35	1.33	1.37
2	B	900[A]	BLA	C4C-NC	-2.21	1.34	1.37
2	B	900[A]	BLA	C1C-NC	-2.20	1.33	1.38
2	B	900[B]	BLA	C1B-NB	-2.11	1.34	1.37
2	A	900[B]	BLA	C1B-NB	-2.07	1.34	1.37
2	A	900[A]	BLA	C4B-NB	-2.05	1.33	1.38
2	A	900[A]	BLA	C1C-NC	-2.01	1.33	1.38

All (43) bond angle outliers are listed below:

Mol	Chain	Res	Type	Atoms	Z	Observed(°)	Ideal(°)
2	A	900[A]	BLA	C1A-CHA-C4D	-7.93	119.34	128.81
2	B	900[A]	BLA	C1A-CHA-C4D	-7.91	119.36	128.81
2	A	900[B]	BLA	C4C-CHD-C1D	-7.65	109.39	128.08
2	B	900[A]	BLA	C4C-CHD-C1D	-6.35	112.58	128.08
2	A	900[A]	BLA	C4C-CHD-C1D	-6.01	113.41	128.08
2	A	900[B]	BLA	C1A-CHA-C4D	-5.16	122.64	128.81
2	B	900[B]	BLA	C1A-CHA-C4D	-5.07	122.75	128.81
2	B	900[B]	BLA	CHA-C4D-ND	4.70	135.35	128.83
2	B	900[B]	BLA	CHD-C1D-ND	4.13	133.57	124.93
2	A	900[B]	BLA	CHA-C4D-ND	3.96	134.32	128.83
2	B	900[B]	BLA	CHA-C4D-C3D	-3.77	116.61	125.32
2	A	900[B]	BLA	CHB-C1B-C2B	-3.63	119.80	126.97
2	B	900[B]	BLA	CHB-C1B-C2B	-3.59	119.88	126.97
2	A	900[B]	BLA	CBA-CAA-C2A	3.55	119.04	112.49
2	B	900[B]	BLA	C1D-C2D-C3D	3.52	110.55	106.51
2	B	900[B]	BLA	C3B-C4B-NB	3.47	110.11	106.19
2	B	900[A]	BLA	CBA-CAA-C2A	3.37	118.69	112.49
2	A	900[A]	BLA	CMB-C2B-C1B	3.36	128.36	124.17
2	B	900[B]	BLA	CBC-CAC-C3C	-3.23	111.56	127.62
2	A	900[B]	BLA	CHA-C4D-C3D	-3.20	117.92	125.32
2	A	900[B]	BLA	C3B-C4B-NB	3.10	109.69	106.19
2	B	900[B]	BLA	C4C-CHD-C1D	-2.82	121.18	128.08
2	B	900[A]	BLA	CBC-CAC-C3C	-2.79	113.74	127.62
2	A	900[B]	BLA	CBC-CAC-C3C	-2.76	113.88	127.62
2	B	900[A]	BLA	CHA-C4D-C3D	-2.73	119.00	125.32
2	B	900[B]	BLA	OB-C4B-C3B	-2.69	123.38	129.46
2	B	900[A]	BLA	CMB-C2B-C1B	2.67	127.50	124.17
2	A	900[A]	BLA	CBC-CAC-C3C	-2.64	114.50	127.62
2	A	900[A]	BLA	C1D-C2D-C3D	2.43	109.30	106.51
2	A	900[A]	BLA	CHA-C4D-C3D	-2.42	119.72	125.32
2	A	900[A]	BLA	CHB-C1B-NB	-2.39	122.36	130.40
2	A	900[A]	BLA	C3B-C4B-NB	2.26	108.75	106.19
2	B	900[B]	BLA	C2D-C1D-ND	-2.24	105.73	110.53
2	B	900[A]	BLA	C1D-C2D-C3D	2.21	109.04	106.51
2	A	900[B]	BLA	OB-C4B-C3B	-2.18	124.52	129.46
2	B	900[B]	BLA	CHD-C4C-C3C	-2.16	122.35	127.91
2	A	900[A]	BLA	C4D-ND-C1D	2.15	110.56	106.51
2	A	900[B]	BLA	CMC-C2C-C1C	2.14	126.42	121.39
2	B	900[B]	BLA	C4D-ND-C1D	2.12	110.50	106.51
2	B	900[A]	BLA	CHA-C4D-ND	2.09	131.73	128.83
2	A	900[B]	BLA	CAC-C3C-C4C	2.08	129.58	123.54
2	A	900[B]	BLA	C4D-ND-C1D	2.07	110.41	106.51

Continued on next page...

Continued from previous page...

Mol	Chain	Res	Type	Atoms	Z	Observed(°)	Ideal(°)
2	B	900[B]	BLA	C4B-C3B-C2B	-2.05	105.29	107.92

There are no chirality outliers.

All (21) torsion outliers are listed below:

Mol	Chain	Res	Type	Atoms
2	A	900[A]	BLA	NA-C4A-CHB-C1B
2	A	900[A]	BLA	NB-C1B-CHB-C4A
2	A	900[A]	BLA	C2B-C1B-CHB-C4A
2	A	900[A]	BLA	C2D-C3D-CAD-CBD
2	A	900[A]	BLA	C4D-C3D-CAD-CBD
2	A	900[B]	BLA	NA-C4A-CHB-C1B
2	B	900[A]	BLA	NA-C4A-CHB-C1B
2	B	900[A]	BLA	C3A-C4A-CHB-C1B
2	B	900[A]	BLA	NB-C1B-CHB-C4A
2	B	900[A]	BLA	C2B-C1B-CHB-C4A
2	B	900[A]	BLA	C2D-C3D-CAD-CBD
2	B	900[A]	BLA	C4D-C3D-CAD-CBD
2	B	900[B]	BLA	NA-C4A-CHB-C1B
2	B	900[B]	BLA	C3A-C4A-CHB-C1B
2	B	900[A]	BLA	NC-C4C-CHD-C1D
2	B	900[A]	BLA	C3C-C4C-CHD-C1D
2	A	900[A]	BLA	NC-C4C-CHD-C1D
2	B	900[B]	BLA	C2C-C3C-CAC-CBC
2	B	900[B]	BLA	NC-C4C-CHD-C1D
2	B	900[B]	BLA	C4C-C3C-CAC-CBC
2	A	900[A]	BLA	C3C-C4C-CHD-C1D

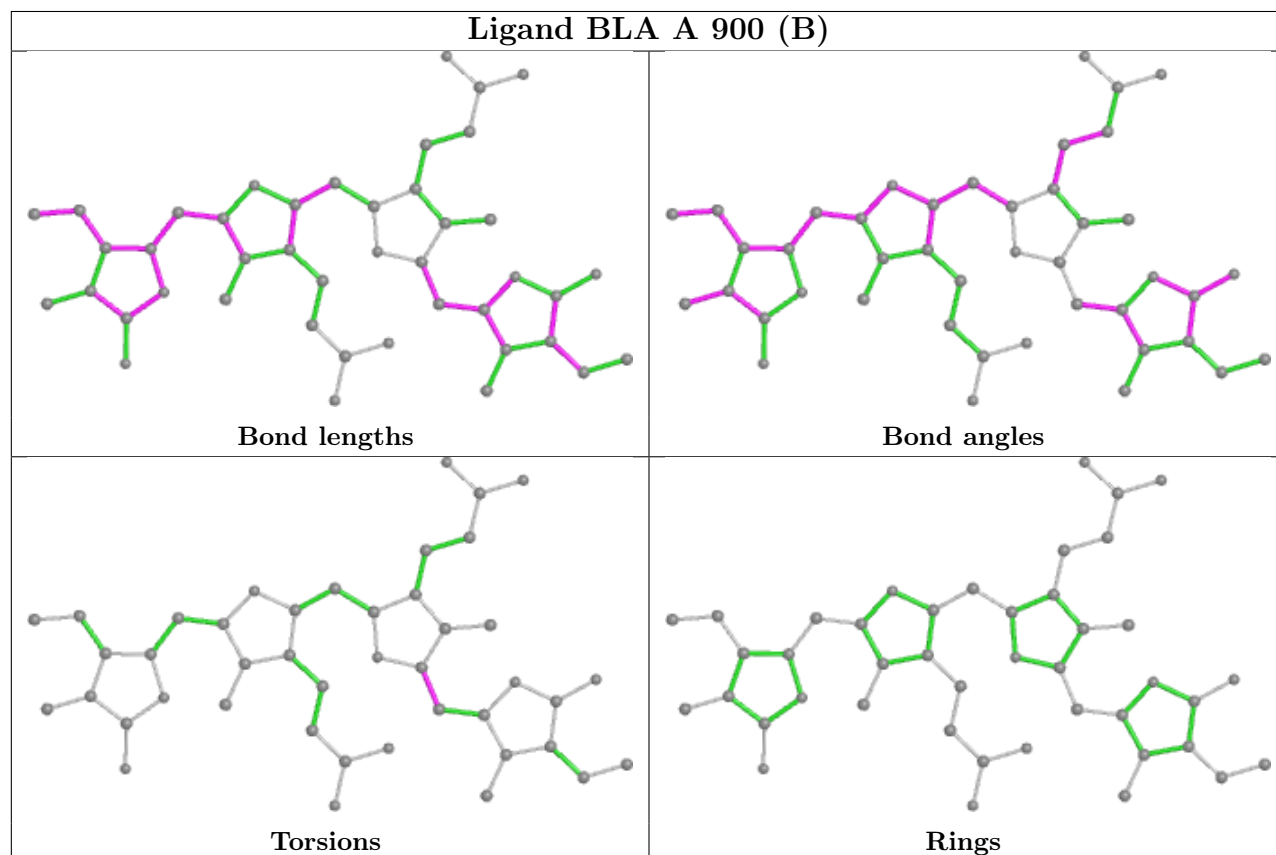
There are no ring outliers.

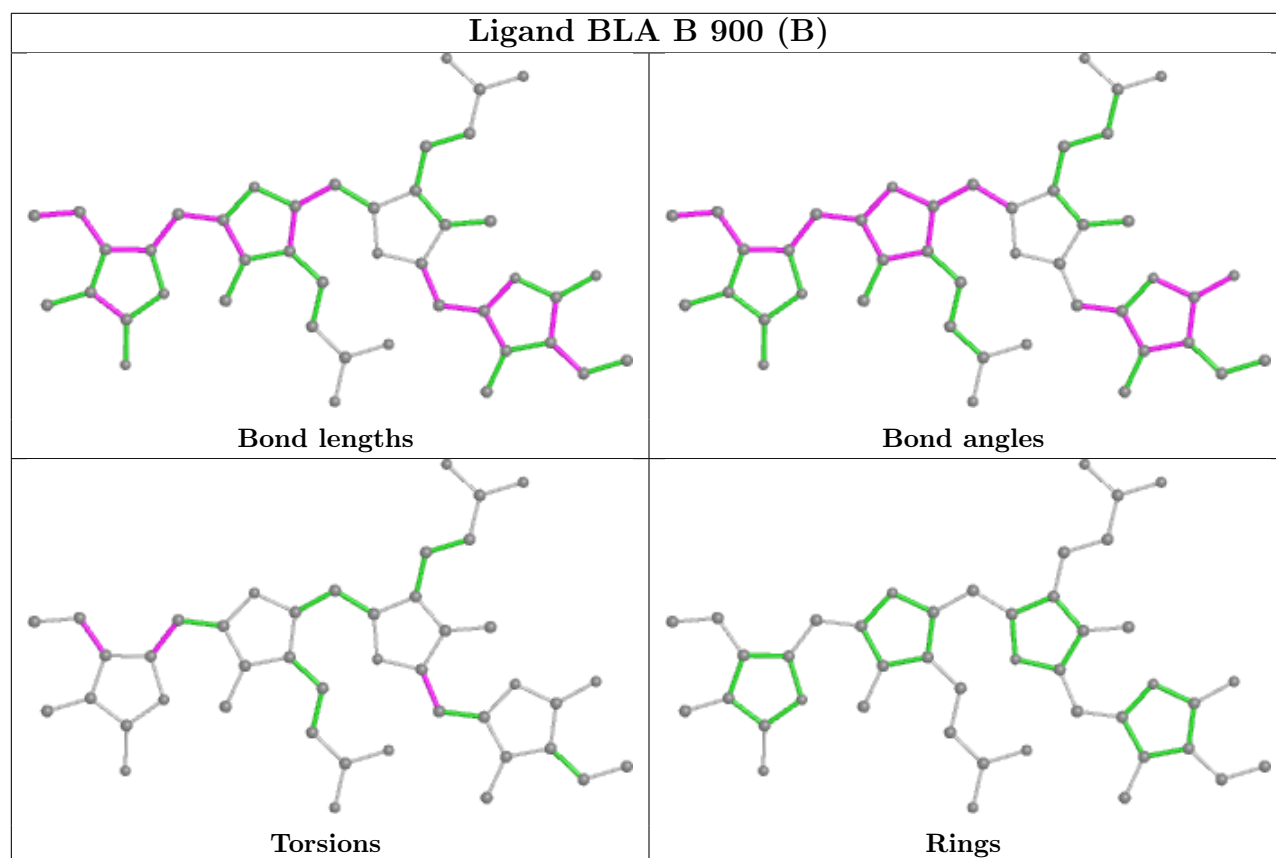
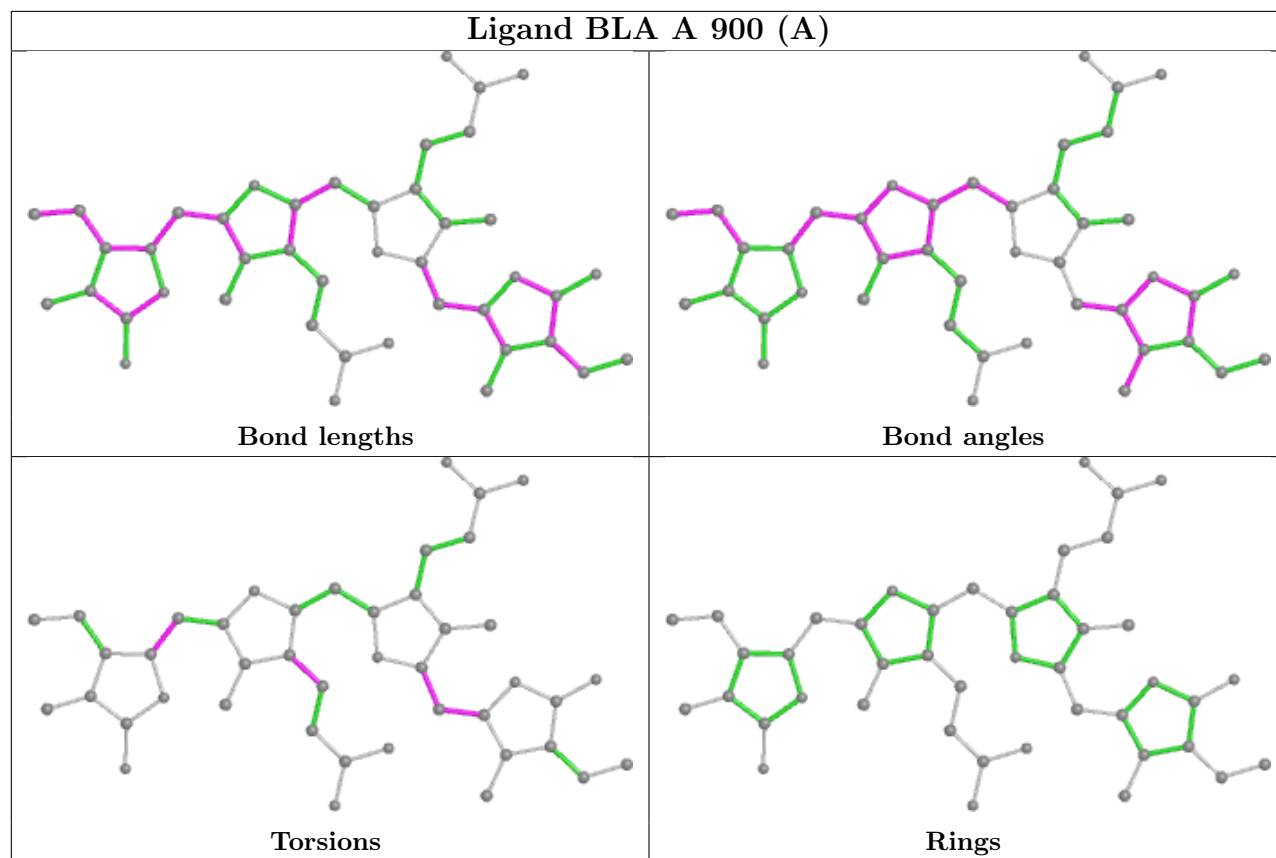
4 monomers are involved in 67 short contacts:

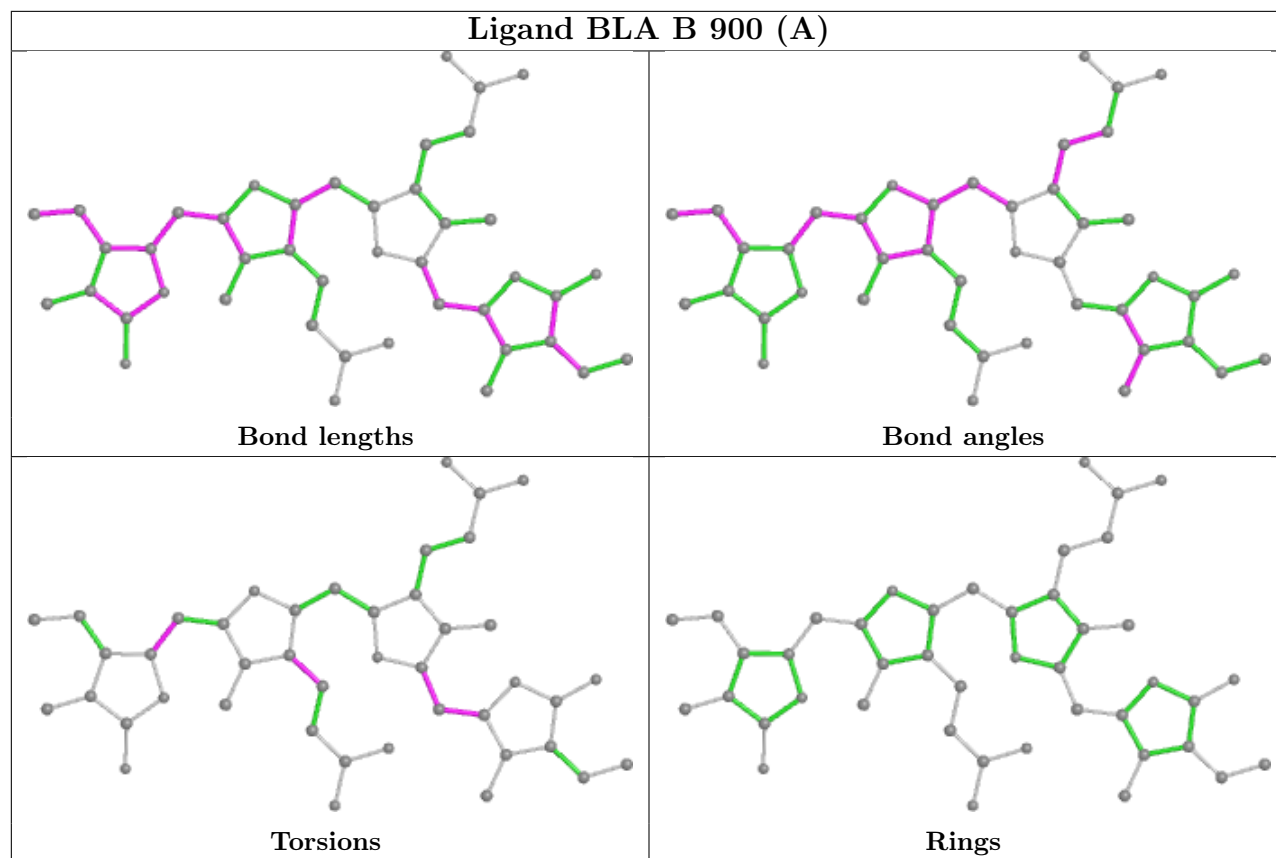
Mol	Chain	Res	Type	Clashes	Symm-Clashes
2	A	900[B]	BLA	16	0
2	A	900[A]	BLA	16	0
2	B	900[B]	BLA	20	0
2	B	900[A]	BLA	15	0

The following is a two-dimensional graphical depiction of Mogul quality analysis of bond lengths, bond angles, torsion angles, and ring geometry for all instances of the Ligand of Interest. In addition, ligands with molecular weight > 250 and outliers as shown on the validation Tables will also be included. For torsion angles, if less than 5% of the Mogul distribution of torsion angles is within 10 degrees of the torsion angle in question, then that torsion angle is considered an outlier.

Any bond that is central to one or more torsion angles identified as an outlier by Mogul will be highlighted in the graph. For rings, the root-mean-square deviation (RMSD) between the ring in question and similar rings identified by Mogul is calculated over all ring torsion angles. If the average RMSD is greater than 60 degrees and the minimal RMSD between the ring in question and any Mogul-identified rings is also greater than 60 degrees, then that ring is considered an outlier. The outliers are highlighted in purple. The color gray indicates Mogul did not find sufficient equivalents in the CSD to analyse the geometry.







5.7 Other polymers [i](#)

There are no such residues in this entry.

5.8 Polymer linkage issues [i](#)

There are no chain breaks in this entry.

6 Fit of model and data

6.1 Protein, DNA and RNA chains

In the following table, the column labelled ‘#RSRZ > 2’ contains the number (and percentage) of RSRZ outliers, followed by percent RSRZ outliers for the chain as percentile scores relative to all X-ray entries and entries of similar resolution. The OWAB column contains the minimum, median, 95th percentile and maximum values of the occupancy-weighted average B-factor per residue. The column labelled ‘Q < 0.9’ lists the number of (and percentage) of residues with an average occupancy less than 0.9.

Mol	Chain	Analysed	<RSRZ>	#RSRZ>2	OWAB(Å ²)	Q<0.9
1	A	446/505 (88%)	0.23	39 (8%) 10 5	60, 115, 249, 498	0
1	B	446/505 (88%)	0.19	37 (8%) 11 5	52, 113, 268, 462	0
All	All	892/1010 (88%)	0.21	76 (8%) 10 5	52, 114, 258, 498	0

All (76) RSRZ outliers are listed below:

Mol	Chain	Res	Type	RSRZ
1	B	363	THR	22.8
1	A	430	GLU	18.7
1	A	471	SER	14.2
1	B	389	ILE	13.5
1	A	360	GLY	11.6
1	A	431	GLU	11.4
1	A	452	PRO	11.3
1	A	389	ILE	7.9
1	B	353	ASP	7.5
1	B	360	GLY	7.2
1	B	426	TRP	6.8
1	B	361	GLY	6.8
1	B	430	GLU	6.7
1	B	412	LEU	6.5
1	A	357	VAL	6.2
1	A	367	ARG	6.2
1	A	366	ILE	6.1
1	B	383	ARG	5.8
1	B	332	ALA	5.7
1	B	372	ARG	5.7
1	A	361	GLY	5.5
1	A	336	PHE	5.4
1	B	378	LEU	5.2
1	B	366	ILE	4.6

Continued on next page...

Continued from previous page...

Mol	Chain	Res	Type	RSRZ
1	A	363	THR	4.6
1	A	364	LEU	4.5
1	A	479	LEU	4.4
1	B	336	PHE	4.3
1	A	412	LEU	4.2
1	A	388	ASP	4.2
1	A	470	HIS	4.2
1	B	387	ARG	4.1
1	A	468	ARG	4.0
1	A	423	TRP	3.9
1	B	425	PHE	3.8
1	B	356	LEU	3.7
1	B	471	SER	3.6
1	A	356	LEU	3.5
1	A	11	ASN	3.4
1	B	380	ARG	3.3
1	B	395	TRP	3.3
1	B	470	HIS	3.3
1	A	426	TRP	3.2
1	A	477	THR	3.2
1	A	425	PHE	3.2
1	A	337	GLY	3.1
1	A	6	PRO	3.0
1	B	431	GLU	3.0
1	A	448	GLY	3.0
1	A	215	ALA	3.0
1	B	381	LEU	3.0
1	A	359	LEU	3.0
1	A	453	ARG	2.9
1	B	367	ARG	2.9
1	B	357	VAL	2.8
1	B	476	GLU	2.8
1	B	340	ALA	2.8
1	B	423	TRP	2.7
1	B	355	ALA	2.7
1	A	386	GLU	2.7
1	B	452	PRO	2.7
1	A	429	HIS	2.7
1	A	381	LEU	2.5
1	A	472	THR	2.4
1	A	365	SER	2.4
1	B	429	HIS	2.3

Continued on next page...

Continued from previous page...

Mol	Chain	Res	Type	RSRZ
1	A	347	ALA	2.3
1	B	354	GLY	2.3
1	A	340	ALA	2.3
1	B	6	PRO	2.1
1	B	388	ASP	2.1
1	B	11	ASN	2.1
1	A	383	ARG	2.1
1	B	386	GLU	2.1
1	A	465	GLU	2.0
1	B	483	GLU	2.0

6.2 Non-standard residues in protein, DNA, RNA chains [i](#)

There are no non-standard protein/DNA/RNA residues in this entry.

6.3 Carbohydrates [i](#)

There are no monosaccharides in this entry.

6.4 Ligands [i](#)

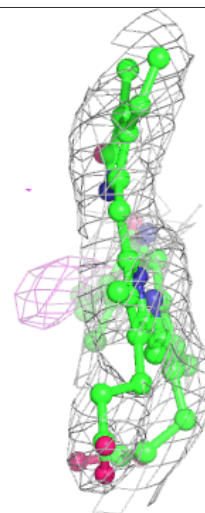
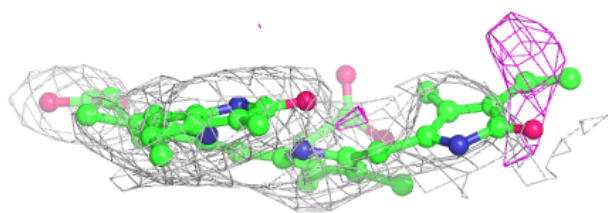
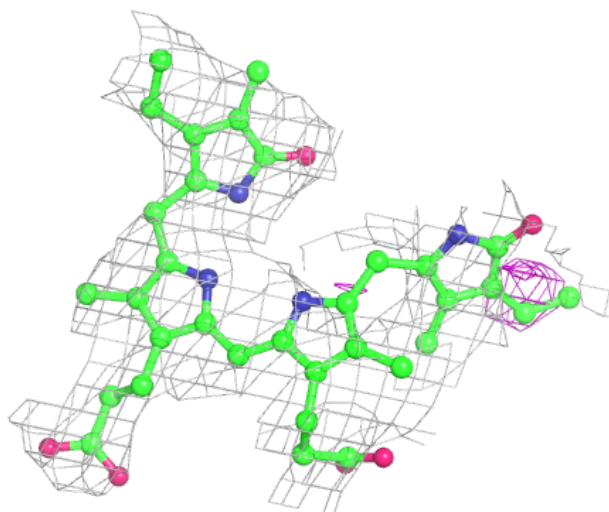
In the following table, the Atoms column lists the number of modelled atoms in the group and the number defined in the chemical component dictionary. The B-factors column lists the minimum, median, 95th percentile and maximum values of B factors of atoms in the group. The column labelled 'Q< 0.9' lists the number of atoms with occupancy less than 0.9.

Mol	Type	Chain	Res	Atoms	RSCC	RSR	B-factors(Å ²)	Q<0.9
2	BLA	A	900[A]	43/43	0.90	0.32	104,133,154,159	43
2	BLA	A	900[B]	43/43	0.90	0.32	69,122,152,156	43
2	BLA	B	900[A]	43/43	0.92	0.27	85,111,135,158	43
2	BLA	B	900[B]	43/43	0.92	0.27	63,100,136,157	43

The following is a graphical depiction of the model fit to experimental electron density of all instances of the Ligand of Interest. In addition, ligands with molecular weight > 250 and outliers as shown on the geometry validation Tables will also be included. Each fit is shown from different orientation to approximate a three-dimensional view.

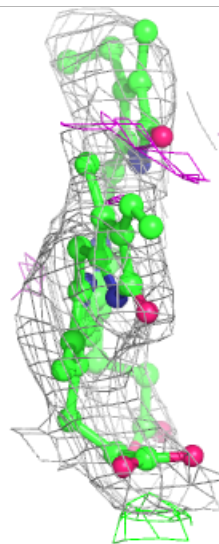
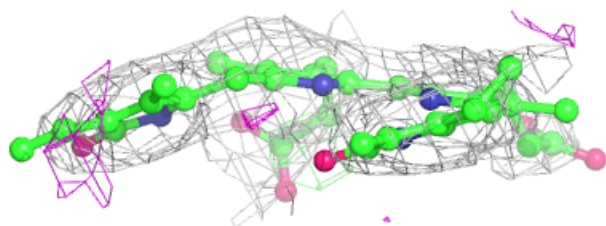
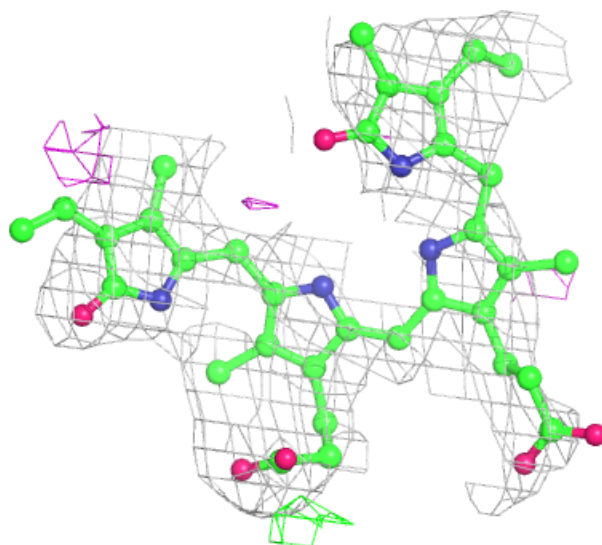
Electron density around BLA A 900 (A):

$2mF_o-DF_c$ (at 0.7 rmsd) in gray
 mF_o-DF_c (at 3 rmsd) in purple (negative)
and green (positive)



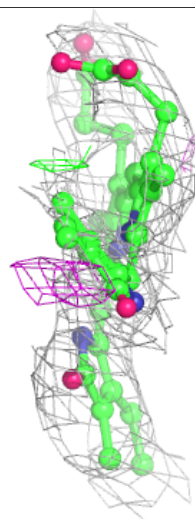
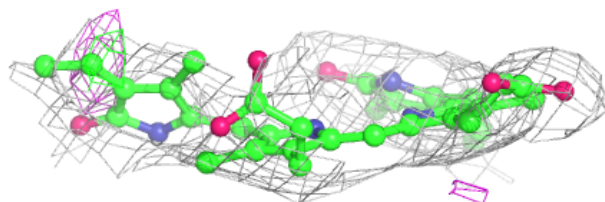
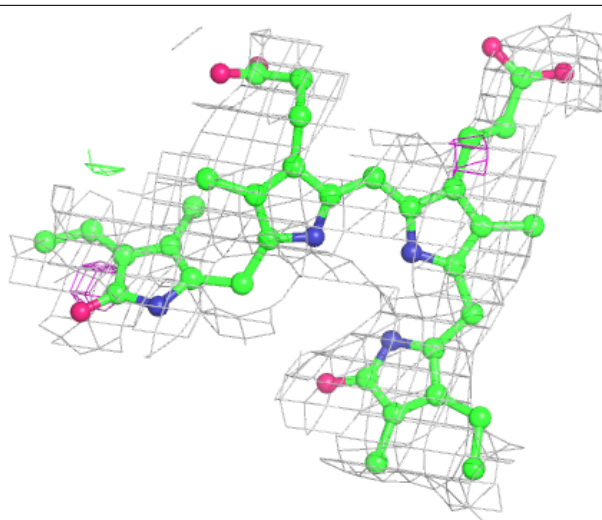
Electron density around BLA A 900 (B):

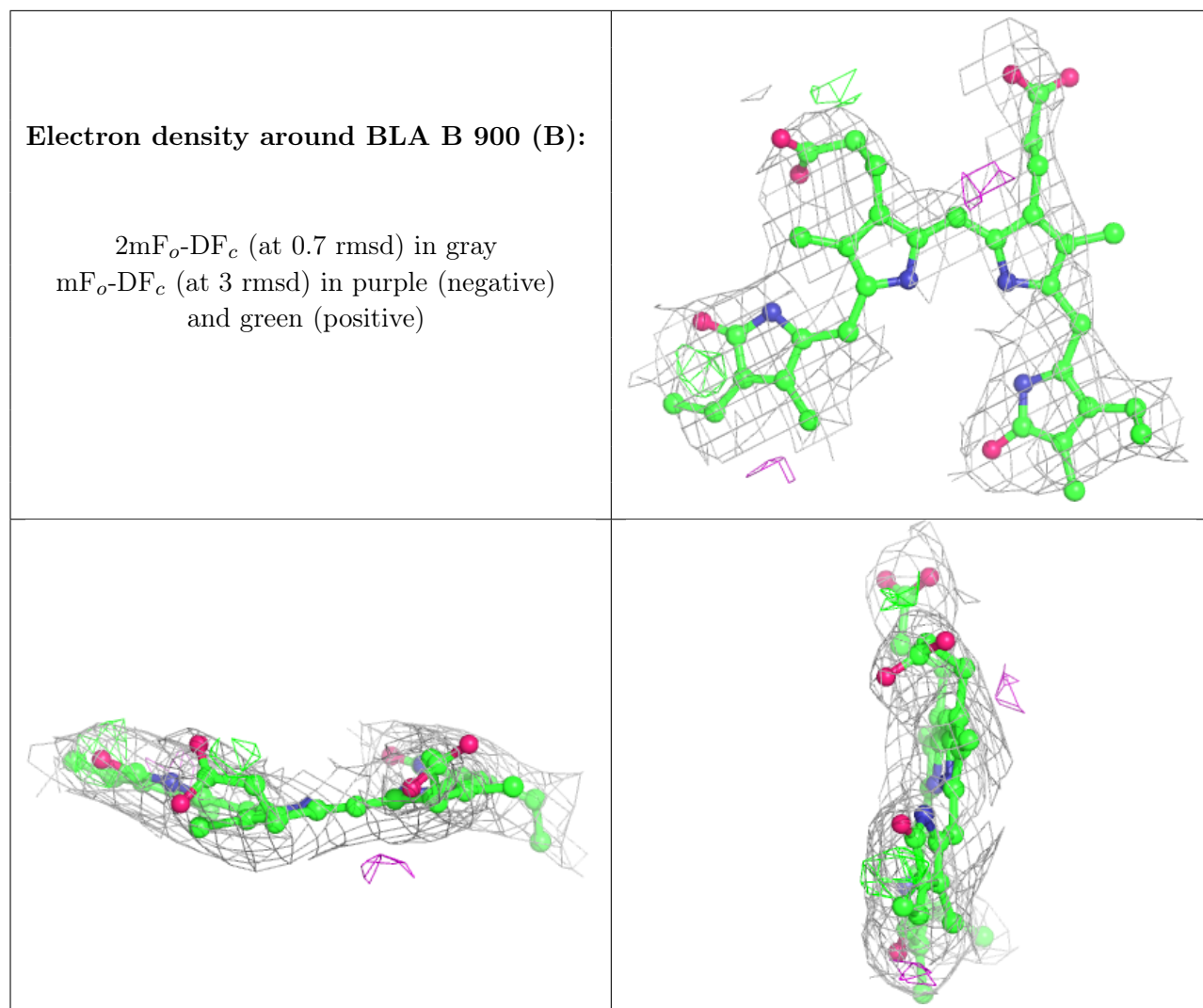
$2mF_o-DF_c$ (at 0.7 rmsd) in gray
 mF_o-DF_c (at 3 rmsd) in purple (negative)
and green (positive)



Electron density around BLA B 900 (A):

$2mF_o-DF_c$ (at 0.7 rmsd) in gray
 mF_o-DF_c (at 3 rmsd) in purple (negative)
and green (positive)





6.5 Other polymers [i](#)

There are no such residues in this entry.