



wwPDB X-ray Structure Validation Summary Report ⓘ

Feb 25, 2024 – 05:22 AM EST

PDB ID : 4Z8C
Title : Crystal structure of the *Thermus thermophilus* 70S ribosome bound to translation inhibitor oncocin
Authors : Roy, R.N.; Lomakin, I.B.; Gagnon, M.G.; Steitz, T.A.
Deposited on : 2015-04-08
Resolution : 2.90 Å (reported)

This is a wwPDB X-ray Structure Validation Summary Report for a publicly released PDB entry.

We welcome your comments at validation@mail.wwpdb.org

A user guide is available at

<https://www.wwpdb.org/validation/2017/XrayValidationReportHelp>

with specific help available everywhere you see the ⓘ symbol.

The types of validation reports are described at

<http://www.wwpdb.org/validation/2017/FAQs#types>.

The following versions of software and data (see [references ⓘ](#)) were used in the production of this report:

MolProbity : 4.02b-467
Mogul : 1.8.5 (274361), CSD as541be (2020)
Xtriage (Phenix) : 1.13
EDS : 2.36
Percentile statistics : 20191225.v01 (using entries in the PDB archive December 25th 2019)
Refmac : 5.8.0158
CCP4 : 7.0.044 (Gargrove)
Ideal geometry (proteins) : Engh & Huber (2001)
Ideal geometry (DNA, RNA) : Parkinson et al. (1996)
Validation Pipeline (wwPDB-VP) : 2.36

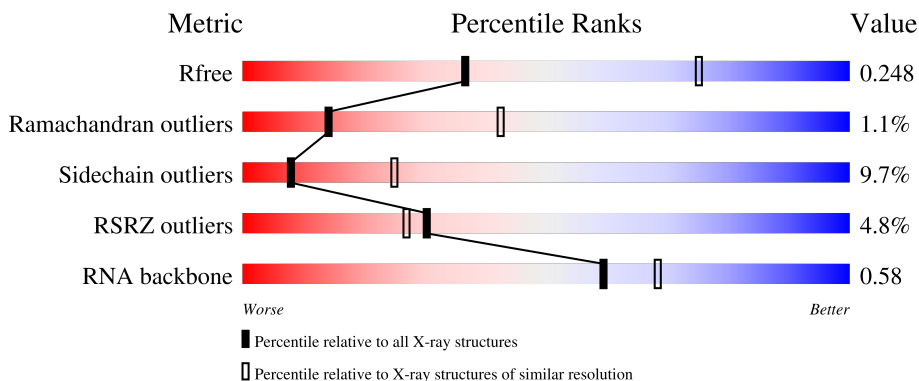
1 Overall quality at a glance

The following experimental techniques were used to determine the structure:

X-RAY DIFFRACTION

The reported resolution of this entry is 2.90 Å.

Percentile scores (ranging between 0-100) for global validation metrics of the entry are shown in the following graphic. The table shows the number of entries on which the scores are based.



Metric	Whole archive (#Entries)	Similar resolution (#Entries, resolution range(Å))
R_{free}	130704	1957 (2.90-2.90)
Ramachandran outliers	138981	2115 (2.90-2.90)
Sidechain outliers	138945	2117 (2.90-2.90)
RSRZ outliers	127900	1906 (2.90-2.90)
RNA backbone	3102	1007 (3.16-2.64)

The table below summarises the geometric issues observed across the polymeric chains and their fit to the electron density. The red, orange, yellow and green segments of the lower bar indicate the fraction of residues that contain outliers for ≥ 3 , 2, 1 and 0 types of geometric quality criteria respectively. A grey segment represents the fraction of residues that are not modelled. The numeric value for each fraction is indicated below the corresponding segment, with a dot representing fractions $\leq 5\%$. The upper red bar (where present) indicates the fraction of residues that have poor fit to the electron density. The numeric value is given above the bar.

Mol	Chain	Length	Quality of chain
1	1A	2915	81% 13% 6%
1	2A	2915	81% 14% .
2	1B	121	88% 11% .
2	2B	121	79% 20% .
3	1D	276	93% 7%

Continued on next page...

Continued from previous page...

Mol	Chain	Length	Quality of chain
3	2D	276	5% 93% 7%
4	1E	206	90% 8%
4	2E	206	2% 90% 8%
5	1F	210	90% 6%
5	2F	210	2% 90% 6%
6	1G	182	% 90% 10%
6	2G	182	15% 90% 9%
7	1H	180	% 91% 6%
7	2H	180	11% 91% 6%
8	1I	148	% 83% 16%
8	2I	148	5% 93% 6%
9	1N	140	92% 8%
9	2N	140	92% 8%
10	1O	122	2% 96% .
10	2O	122	% 93% 7%
11	1P	150	% 90% 9%
11	2P	150	8% 89% 9%
12	1Q	141	2% 94% 6%
12	2Q	141	3% 93% 7%
13	1R	118	89% 11%
13	2R	118	3% 88% 12%
14	1S	112	91% 7%
14	2S	112	3% 83% 15%
15	1T	146	82% 8% 10%
15	2T	146	% 83% 7% 10%

Continued on next page...

Continued from previous page...

Mol	Chain	Length	Quality of chain
16	1U	118	89% 9%
16	2U	118	92% 6%
17	1V	101	86% 13%
17	2V	101	3% 89% 10%
18	1W	113	2% 94% 5%
18	2W	113	2% 93% 6%
19	1X	96	1% 96%
19	2X	96	3% 94%
20	1Y	110	1% 92% 5%
20	2Y	110	5% 92% 5%
21	1Z	206	83% 7% 10%
21	2Z	206	3% 82% 8% 10%
22	10	85	81% 7% 12%
22	20	85	13% 86% 1% 12%
23	11	98	2% 94% 5%
23	21	98	6% 92% 7%
24	12	72	4% 86% 11%
24	22	72	1% 90% 7%
25	13	60	92% 7%
25	23	60	93% 5%
26	14	71	10% 76% 17%
26	24	71	14% 80% 13%
27	15	60	2% 95%
27	25	60	93% 5%
28	16	54	94%

Continued on next page...

Continued from previous page...

Mol	Chain	Length	Quality of chain
28	26	54	2% 94% 6%
29	17	49	12% 92% 6%
29	27	49	14% 94% 6%
30	18	65	89% 9%
30	28	65	14% 94% 5%
31	19	37	100%
31	29	37	5% 97% 1%
32	1a	1521	81% 16%
32	2a	1521	81% 16%
33	1b	256	3% 77% 14% 10%
33	2b	256	12% 77% 12% 10%
34	1c	239	15% 80% 6% 14%
34	2c	239	18% 77% 8% 14%
35	1d	209	28% 90% 8%
35	2d	209	10% 90% 8%
36	1e	162	5% 83% 9% 9%
36	2e	162	6% 83% 9% 9%
37	1f	101	5% 94% 5%
37	2f	101	91% 8%
38	1g	156	10% 87% 12%
38	2g	156	10% 92% 8%
39	1h	138	12% 91% 8%
39	2h	138	9% 88% 12%
40	1i	128	31% 89% 10%
40	2i	128	52% 90% 9%






Continued on next page...

Continued from previous page...

Mol	Chain	Length	Quality of chain
41	1j	105	25% 83% 10% 8%
41	2j	105	30% 77% 14% 9%
42	1k	129	3% 84% 12%
42	2k	129	6% 84% 12%
43	1l	132	9% 86% 6% 8%
43	2l	132	11% 86% 7% 8%
44	1m	126	5% 87% 6% 6%
44	2m	126	12% 85% 6% 8%
45	1n	61	61% 87% 11%
45	2n	61	64% 80% 18%
46	1o	89	% 87% 12%
46	2o	89	4% 91% 8%
47	1p	88	19% 83% 10% 7%
47	2p	88	7% 85% 8% 7%
48	1q	105	8% 90% 6%
48	2q	105	16% 92% 6%
49	1r	88	2% 68% 9% 23%
49	2r	88	6% 69% 8% 23%
50	1s	93	80% 11% 10%
50	2s	93	24% 83% 6% 11%
51	1t	106	19% 82% 8% 9%
51	2t	106	3% 85% 5% 9%
52	1u	27	19% 85% 15%
52	2u	27	44% 85% 15%
53	1v	24	4% 12% 8% 79%

Continued on next page...

Continued from previous page...

Mol	Chain	Length	Quality of chain
53	2v	24	
54	1x	77	
54	2x	77	
55	1z	19	
55	2z	19	

The following table lists non-polymeric compounds, carbohydrate monomers and non-standard residues in protein, DNA, RNA chains that are outliers for geometric or electron-density-fit criteria:

Mol	Type	Chain	Res	Chirality	Geometry	Clashes	Electron density
56	MG	15	101	-	-	-	X
56	MG	1A	3028	-	-	-	X
56	MG	1A	3035	-	-	-	X
56	MG	1A	3044	-	-	-	X
56	MG	1A	3057	-	-	-	X
56	MG	1A	3132	-	-	-	X
56	MG	1A	3392	-	-	-	X
56	MG	1A	3394	-	-	-	X
56	MG	1A	3417	-	-	-	X
56	MG	1A	3464	-	-	-	X
56	MG	1A	3508	-	-	-	X
56	MG	1A	3977	-	-	-	X
56	MG	1D	304	-	-	-	X
56	MG	1F	308	-	-	-	X
56	MG	1H	8002	-	-	-	X
56	MG	1N	3002	-	-	-	X
56	MG	1Q	3003	-	-	-	X
56	MG	1a	1765	-	-	-	X
56	MG	2A	3027	-	-	-	X
56	MG	2A	3554	-	-	-	X
56	MG	2A	3562	-	-	-	X
56	MG	2a	3173	-	-	-	X
56	MG	2a	3241	-	-	-	X

2 Entry composition [i](#)

There are 59 unique types of molecules in this entry. The entry contains 288378 atoms, of which 0 are hydrogens and 0 are deuteriums.

In the tables below, the ZeroOcc column contains the number of atoms modelled with zero occupancy, the AltConf column contains the number of residues with at least one atom in alternate conformation and the Trace column contains the number of residues modelled with at most 2 atoms.

- Molecule 1 is a RNA chain called 23S ribosomal RNA.

Mol	Chain	Residues	Atoms					ZeroOcc	AltConf	Trace
			Total	C	N	O	P			
1	1A	2746	Total	C	N	O	P	0	0	0
			59154	26327	11077	19005	2745			
1	2A	2790	Total	C	N	O	P	0	0	0
			60091	26746	11243	19313	2789			

- Molecule 2 is a RNA chain called 5S ribosomal RNA.

Mol	Chain	Residues	Atoms					ZeroOcc	AltConf	Trace
			Total	C	N	O	P			
2	1B	120	Total	C	N	O	P	0	0	0
			2572	1146	476	831	119			
2	2B	120	Total	C	N	O	P	0	0	0
			2573	1146	476	832	119			

- Molecule 3 is a protein called 50S ribosomal protein L2.

Mol	Chain	Residues	Atoms					ZeroOcc	AltConf	Trace
			Total	C	N	O	S			
3	1D	275	Total	C	N	O	S	0	0	0
			2136	1349	423	361	3			
3	2D	275	Total	C	N	O	S	0	0	0
			2142	1352	426	361	3			

- Molecule 4 is a protein called 50S ribosomal protein L3.

Mol	Chain	Residues	Atoms					ZeroOcc	AltConf	Trace
			Total	C	N	O	S			
4	1E	204	Total	C	N	O	S	0	0	0
			1559	985	298	270	6			
4	2E	204	Total	C	N	O	S	0	0	0
			1559	985	298	270	6			

- Molecule 5 is a protein called 50S ribosomal protein L4.

Mol	Chain	Residues	Atoms					ZeroOcc	AltConf	Trace
5	1F	203	Total	C	N	O	S	0	0	1
			1584	1009	298	275	2			
5	2F	203	Total	C	N	O	S	0	0	1
			1580	1007	297	274	2			

- Molecule 6 is a protein called 50S ribosomal protein L5.

Mol	Chain	Residues	Atoms					ZeroOcc	AltConf	Trace
6	1G	181	Total	C	N	O	S	0	0	0
			1425	914	256	251	4			
6	2G	181	Total	C	N	O	S	0	0	0
			1424	911	258	251	4			

- Molecule 7 is a protein called 50S ribosomal protein L6.

Mol	Chain	Residues	Atoms					ZeroOcc	AltConf	Trace
7	1H	174	Total	C	N	O	S	0	0	0
			1330	845	248	236	1			
7	2H	174	Total	C	N	O	S	0	0	0
			1330	845	248	236	1			

- Molecule 8 is a protein called 50S ribosomal protein L9.

Mol	Chain	Residues	Atoms					ZeroOcc	AltConf	Trace
8	1I	146	Total	C	N	O	S	0	0	0
			1085	693	189	202	1			
8	2I	146	Total	C	N	O	S	0	0	0
			1061	680	186	194	1			

- Molecule 9 is a protein called 50S ribosomal protein L13.

Mol	Chain	Residues	Atoms					ZeroOcc	AltConf	Trace
9	1N	140	Total	C	N	O	S	0	0	0
			1117	719	207	187	4			
9	2N	140	Total	C	N	O	S	0	0	0
			1117	719	207	187	4			

- Molecule 10 is a protein called 50S ribosomal protein L14.

Mol	Chain	Residues	Atoms					ZeroOcc	AltConf	Trace
10	1O	122	Total	C	N	O	S	0	0	0
			933	588	171	170	4			

Continued on next page...

Continued from previous page...

Mol	Chain	Residues	Atoms					ZeroOcc	AltConf	Trace
10	2O	122	Total	C	N	O	S	0	0	0
			933	588	171	170	4			

- Molecule 11 is a protein called 50S ribosomal protein L15.

Mol	Chain	Residues	Atoms					ZeroOcc	AltConf	Trace
11	1P	149	Total	C	N	O	S	0	0	0
			1139	709	231	196	3			
11	2P	149	Total	C	N	O	S	0	0	0
			1135	706	230	196	3			

- Molecule 12 is a protein called 50S ribosomal protein L16.

Mol	Chain	Residues	Atoms					ZeroOcc	AltConf	Trace
12	1Q	141	Total	C	N	O	S	0	0	0
			1122	715	212	188	7			
12	2Q	141	Total	C	N	O	S	0	0	0
			1122	715	212	188	7			

- Molecule 13 is a protein called 50S ribosomal protein L17.

Mol	Chain	Residues	Atoms					ZeroOcc	AltConf	Trace
13	1R	118	Total	C	N	O	S	0	0	0
			968	604	203	160	1			
13	2R	118	Total	C	N	O	S	0	0	0
			968	604	203	160	1			

- Molecule 14 is a protein called 50S ribosomal protein L18.

Mol	Chain	Residues	Atoms				ZeroOcc	AltConf	Trace
14	1S	110	Total	C	N	O	0	0	0
			877	553	175	149			
14	2S	110	Total	C	N	O	0	0	0
			870	549	173	148			

- Molecule 15 is a protein called 50S ribosomal protein L19.

Mol	Chain	Residues	Atoms					ZeroOcc	AltConf	Trace
15	1T	131	Total	C	N	O	S	0	0	0
			1091	680	225	185	1			
15	2T	131	Total	C	N	O	S	0	0	0
			1083	675	224	183	1			

- Molecule 16 is a protein called 50S ribosomal protein L20.

Mol	Chain	Residues	Atoms					ZeroOcc	AltConf	Trace
16	1U	116	Total	C	N	O	S	0	0	0
			959	608	201	149	1			
16	2U	116	Total	C	N	O	S	0	0	0
			959	608	201	149	1			

- Molecule 17 is a protein called 50S ribosomal protein L21.

Mol	Chain	Residues	Atoms					ZeroOcc	AltConf	Trace
17	1V	101	Total	C	N	O	S	0	0	0
			771	495	140	135	1			
17	2V	101	Total	C	N	O	S	0	0	0
			771	495	140	135	1			

- Molecule 18 is a protein called 50S ribosomal protein L22.

Mol	Chain	Residues	Atoms					ZeroOcc	AltConf	Trace
18	1W	112	Total	C	N	O	S	0	0	0
			886	557	174	153	2			
18	2W	112	Total	C	N	O	S	0	0	0
			886	557	174	153	2			

- Molecule 19 is a protein called 50S ribosomal protein L23.

Mol	Chain	Residues	Atoms					ZeroOcc	AltConf	Trace
19	1X	95	Total	C	N	O	S	0	0	0
			750	488	135	126	1			
19	2X	95	Total	C	N	O	S	0	0	0
			750	488	135	126	1			

- Molecule 20 is a protein called 50S ribosomal protein L24.

Mol	Chain	Residues	Atoms					ZeroOcc	AltConf	Trace
20	1Y	107	Total	C	N	O	S	0	0	0
			806	517	152	131	6			
20	2Y	107	Total	C	N	O	S	0	0	0
			806	517	152	131	6			

- Molecule 21 is a protein called 50S ribosomal protein L25.

Mol	Chain	Residues	Atoms					ZeroOcc	AltConf	Trace
21	1Z	186	Total	C	N	O	S	0	0	0
			1470	937	262	269	2			
21	2Z	186	Total	C	N	O	S	0	0	0
			1454	929	256	267	2			

- Molecule 22 is a protein called 50S ribosomal protein L27.

Mol	Chain	Residues	Atoms					ZeroOcc	AltConf	Trace
22	10	75	Total	C	N	O	S	0	0	0
			598	370	127	100	1			
22	20	75	Total	C	N	O	S	0	0	0
			598	370	127	100	1			

- Molecule 23 is a protein called 50S ribosomal protein L28.

Mol	Chain	Residues	Atoms					ZeroOcc	AltConf	Trace
23	11	97	Total	C	N	O	S	0	0	0
			755	475	148	131	1			
23	21	97	Total	C	N	O	S	0	0	0
			755	475	148	131	1			

- Molecule 24 is a protein called 50S ribosomal protein L29.

Mol	Chain	Residues	Atoms					ZeroOcc	AltConf	Trace
24	12	70	Total	C	N	O	S	0	0	0
			588	365	118	103	2			
24	22	70	Total	C	N	O	S	0	0	0
			588	365	118	103	2			

- Molecule 25 is a protein called 50S ribosomal protein L30.

Mol	Chain	Residues	Atoms				ZeroOcc	AltConf	Trace
25	13	59	Total	C	N	O	0	0	0
			469	298	90	81			
25	23	59	Total	C	N	O	0	0	0
			464	296	90	78			

- Molecule 26 is a protein called 50S ribosomal protein L31.

Mol	Chain	Residues	Atoms					ZeroOcc	AltConf	Trace
26	14	69	Total	C	N	O	S	0	0	0
			558	352	102	99	5			

Continued on next page...

Continued from previous page...

Mol	Chain	Residues	Atoms					ZeroOcc	AltConf	Trace
			Total	C	N	O	S			
26	24	69	Total	C	N	O	S	0	0	0
			532	339	97	91	5			

- Molecule 27 is a protein called 50S ribosomal protein L32.

Mol	Chain	Residues	Atoms					ZeroOcc	AltConf	Trace
			Total	C	N	O	S			
27	15	59	Total	C	N	O	S	0	0	0
			455	285	89	76	5			
27	25	59	Total	C	N	O	S	0	0	0
			455	285	89	76	5			

- Molecule 28 is a protein called 50S ribosomal protein L33.

Mol	Chain	Residues	Atoms					ZeroOcc	AltConf	Trace
			Total	C	N	O	S			
28	16	53	Total	C	N	O	S	0	0	0
			453	281	91	77	4			
28	26	53	Total	C	N	O	S	0	0	0
			449	279	91	75	4			

- Molecule 29 is a protein called 50S ribosomal protein L34.

Mol	Chain	Residues	Atoms					ZeroOcc	AltConf	Trace
			Total	C	N	O	S			
29	17	48	Total	C	N	O	S	0	0	0
			418	257	104	55	2			
29	27	48	Total	C	N	O	S	0	0	0
			418	257	104	55	2			

- Molecule 30 is a protein called 50S ribosomal protein L35.

Mol	Chain	Residues	Atoms					ZeroOcc	AltConf	Trace
			Total	C	N	O	S			
30	18	64	Total	C	N	O	S	0	0	0
			517	331	102	82	2			
30	28	64	Total	C	N	O	S	0	0	0
			517	331	102	82	2			

- Molecule 31 is a protein called 50S ribosomal protein L36.

Mol	Chain	Residues	Atoms					ZeroOcc	AltConf	Trace
			Total	C	N	O	S			
31	19	37	Total	C	N	O	S	0	0	0
			307	188	68	47	4			
31	29	37	Total	C	N	O	S	0	0	0
			307	188	68	47	4			

- Molecule 32 is a RNA chain called 16S ribosomal RNA.

Mol	Chain	Residues	Atoms					ZeroOcc	AltConf	Trace
32	1a	1477	Total	C	N	O	P	0	0	0
			31750	14131	5883	10259	1477			
32	2a	1483	Total	C	N	O	P	0	0	0
			31877	14188	5905	10301	1483			

- Molecule 33 is a protein called 30S ribosomal protein S2.

Mol	Chain	Residues	Atoms					ZeroOcc	AltConf	Trace
33	1b	231	Total	C	N	O	S	0	0	0
			1786	1136	321	325	4			
33	2b	231	Total	C	N	O	S	0	0	0
			1697	1079	292	321	5			

- Molecule 34 is a protein called 30S ribosomal protein S3.

Mol	Chain	Residues	Atoms					ZeroOcc	AltConf	Trace
34	1c	206	Total	C	N	O	S	0	0	0
			1480	932	281	266	1			
34	2c	206	Total	C	N	O	S	0	0	0
			1412	883	269	259	1			

- Molecule 35 is a protein called 30S ribosomal protein S4.

Mol	Chain	Residues	Atoms					ZeroOcc	AltConf	Trace
35	1d	208	Total	C	N	O	S	0	0	0
			1618	1013	312	286	7			
35	2d	208	Total	C	N	O	S	0	0	0
			1630	1022	321	280	7			

- Molecule 36 is a protein called 30S ribosomal protein S5.

Mol	Chain	Residues	Atoms					ZeroOcc	AltConf	Trace
36	1e	148	Total	C	N	O	S	0	0	0
			1129	714	213	198	4			
36	2e	148	Total	C	N	O	S	0	0	0
			1095	695	203	193	4			

- Molecule 37 is a protein called 30S ribosomal protein S6.

Mol	Chain	Residues	Atoms					ZeroOcc	AltConf	Trace
37	1f	100	Total	C	N	O	S	0	0	0
			806	511	143	149	3			
37	2f	100	Total	C	N	O	S	0	0	0
			817	516	146	152	3			

- Molecule 38 is a protein called 30S ribosomal protein S7.

Mol	Chain	Residues	Atoms					ZeroOcc	AltConf	Trace
38	1g	155	Total	C	N	O	S	0	0	0
			1183	732	232	213	6			
38	2g	155	Total	C	N	O	S	0	0	0
			1167	728	220	213	6			

- Molecule 39 is a protein called 30S ribosomal protein S8.

Mol	Chain	Residues	Atoms					ZeroOcc	AltConf	Trace
39	1h	137	Total	C	N	O	S	0	0	0
			1088	689	206	191	2			
39	2h	137	Total	C	N	O	S	0	0	0
			1074	681	202	189	2			

- Molecule 40 is a protein called 30S ribosomal protein S9.

Mol	Chain	Residues	Atoms				ZeroOcc	AltConf	Trace
40	1i	127	Total	C	N	O	0	0	0
			976	620	189	167			
40	2i	127	Total	C	N	O	0	0	0
			932	589	177	166			

- Molecule 41 is a protein called 30S ribosomal protein S10.

Mol	Chain	Residues	Atoms				ZeroOcc	AltConf	Trace
41	1j	97	Total	C	N	O	0	0	0
			682	424	130	128			
41	2j	96	Total	C	N	O	0	0	0
			678	424	126	128			

- Molecule 42 is a protein called 30S ribosomal protein S11.

Mol	Chain	Residues	Atoms					ZeroOcc	AltConf	Trace
42	1k	114	Total	C	N	O	S	0	0	0
			826	513	156	154	3			

Continued on next page...

Continued from previous page...

Mol	Chain	Residues	Atoms					ZeroOcc	AltConf	Trace
42	2k	114	Total	C	N	O	S	0	0	0
			829	516	155	155	3			

- Molecule 43 is a protein called 30S ribosomal protein S12.

Mol	Chain	Residues	Atoms					ZeroOcc	AltConf	Trace
43	1l	122	Total	C	N	O	S	0	0	0
			920	579	181	159	1			
43	2l	122	Total	C	N	O	S	0	0	0
			918	576	182	159	1			

- Molecule 44 is a protein called 30S ribosomal protein S13.

Mol	Chain	Residues	Atoms					ZeroOcc	AltConf	Trace
44	1m	118	Total	C	N	O	S	0	0	0
			923	569	191	161	2			
44	2m	116	Total	C	N	O	S	0	0	0
			903	555	187	159	2			

- Molecule 45 is a protein called 30S ribosomal protein S14 type Z.

Mol	Chain	Residues	Atoms					ZeroOcc	AltConf	Trace
45	1n	60	Total	C	N	O	S	0	0	0
			482	306	100	72	4			
45	2n	60	Total	C	N	O	S	0	0	0
			459	291	93	71	4			

- Molecule 46 is a protein called 30S ribosomal protein S15.

Mol	Chain	Residues	Atoms					ZeroOcc	AltConf	Trace
46	1o	88	Total	C	N	O	S	0	0	0
			715	447	140	126	2			
46	2o	88	Total	C	N	O	S	0	0	0
			728	456	144	126	2			

- Molecule 47 is a protein called 30S ribosomal protein S16.

Mol	Chain	Residues	Atoms					ZeroOcc	AltConf	Trace
47	1p	82	Total	C	N	O	S	0	0	0
			671	424	133	113	1			
47	2p	82	Total	C	N	O	S	0	0	0
			677	430	133	113	1			

- Molecule 48 is a protein called 30S ribosomal protein S17.

Mol	Chain	Residues	Atoms					ZeroOcc	AltConf	Trace
48	1q	99	Total	C	N	O	S	0	0	0
			811	519	148	142	2			
48	2q	99	Total	C	N	O	S	0	0	0
			823	528	151	142	2			

- Molecule 49 is a protein called 30S ribosomal protein S18.

Mol	Chain	Residues	Atoms					ZeroOcc	AltConf	Trace
49	1r	68	Total	C	N	O		0	0	0
			555	355	108	92				
49	2r	68	Total	C	N	O		0	0	0
			555	355	108	92				

- Molecule 50 is a protein called 30S ribosomal protein S19.

Mol	Chain	Residues	Atoms					ZeroOcc	AltConf	Trace
50	1s	84	Total	C	N	O	S	0	0	0
			642	409	119	112	2			
50	2s	83	Total	C	N	O	S	0	0	0
			646	412	119	113	2			

- Molecule 51 is a protein called 30S ribosomal protein S20.

Mol	Chain	Residues	Atoms					ZeroOcc	AltConf	Trace
51	1t	96	Total	C	N	O	S	0	0	0
			712	435	152	123	2			
51	2t	96	Total	C	N	O	S	0	0	0
			731	449	156	124	2			

- Molecule 52 is a protein called 30S ribosomal protein Thx.

Mol	Chain	Residues	Atoms				ZeroOcc	AltConf	Trace	
52	1u	23	Total	C	N	O		0	0	0
			187	116	42	29				
52	2u	23	Total	C	N	O		0	0	0
			199	122	48	29				

- Molecule 53 is a RNA chain called mRNA.

Mol	Chain	Residues	Atoms					ZeroOcc	AltConf	Trace
53	1v	5	Total	C	N	O	P	0	0	0
			109	49	22	33	5			
53	2v	5	Total	C	N	O	P	0	0	0
			109	49	22	33	5			

- Molecule 54 is a RNA chain called Initiator Methionine tRNA.

Mol	Chain	Residues	Atoms						ZeroOcc	AltConf	Trace
54	1x	76	Total	C	N	O	P	S	0	0	0
			1625	725	294	529	76	1			
54	2x	76	Total	C	N	O	P	S	0	0	0
			1625	725	294	529	76	1			

- Molecule 55 is a protein called Oncocin.

Mol	Chain	Residues	Atoms				ZeroOcc	AltConf	Trace
55	1z	13	Total	C	N	O	0	0	0
			108	72	20	16			
55	2z	13	Total	C	N	O	0	0	0
			108	72	20	16			

- Molecule 56 is MAGNESIUM ION (three-letter code: MG) (formula: Mg).

Mol	Chain	Residues	Atoms		ZeroOcc	AltConf
56	1A	1021	Total	Mg	0	0
			1021	1021		
56	1B	24	Total	Mg	0	0
			24	24		
56	1D	14	Total	Mg	0	0
			14	14		
56	1E	5	Total	Mg	0	0
			5	5		
56	1F	8	Total	Mg	0	0
			8	8		
56	1G	3	Total	Mg	0	0
			3	3		
56	1H	2	Total	Mg	0	0
			2	2		
56	1N	6	Total	Mg	0	0
			6	6		
56	1O	2	Total	Mg	0	0
			2	2		

Continued on next page...

Continued from previous page...

Mol	Chain	Residues	Atoms		ZeroOcc	AltConf
56	1P	6	Total 6	Mg 6	0	0
56	1Q	4	Total 4	Mg 4	0	0
56	1R	4	Total 4	Mg 4	0	0
56	1T	5	Total 5	Mg 5	0	0
56	1U	5	Total 5	Mg 5	0	0
56	1V	1	Total 1	Mg 1	0	0
56	1W	5	Total 5	Mg 5	0	0
56	1X	2	Total 2	Mg 2	0	0
56	1Z	2	Total 2	Mg 2	0	0
56	10	7	Total 7	Mg 7	0	0
56	11	1	Total 1	Mg 1	0	0
56	12	1	Total 1	Mg 1	0	0
56	13	2	Total 2	Mg 2	0	0
56	15	4	Total 4	Mg 4	0	0
56	16	2	Total 2	Mg 2	0	0
56	17	1	Total 1	Mg 1	0	0
56	18	3	Total 3	Mg 3	0	0
56	19	3	Total 3	Mg 3	0	0
56	1a	276	Total 276	Mg 276	0	0
56	1b	2	Total 2	Mg 2	0	0
56	1d	2	Total 2	Mg 2	0	0

Continued on next page...

Continued from previous page...

Mol	Chain	Residues	Atoms	ZeroOcc	AltConf
56	1e	3	Total Mg 3 3	0	0
56	1f	1	Total Mg 1 1	0	0
56	1k	1	Total Mg 1 1	0	0
56	1l	1	Total Mg 1 1	0	0
56	1n	1	Total Mg 1 1	0	0
56	1o	2	Total Mg 2 2	0	0
56	1q	4	Total Mg 4 4	0	0
56	1r	2	Total Mg 2 2	0	0
56	1t	1	Total Mg 1 1	0	0
56	1x	8	Total Mg 8 8	0	0
56	1z	1	Total Mg 1 1	0	0
56	2A	566	Total Mg 566 566	0	0
56	2B	11	Total Mg 11 11	0	0
56	2D	6	Total Mg 6 6	0	0
56	2E	4	Total Mg 4 4	0	0
56	2F	6	Total Mg 6 6	0	0
56	2G	1	Total Mg 1 1	0	0
56	2N	1	Total Mg 1 1	0	0
56	2O	3	Total Mg 3 3	0	0
56	2P	1	Total Mg 1 1	0	0
56	2Q	5	Total Mg 5 5	0	0

Continued on next page...

Continued from previous page...

Mol	Chain	Residues	Atoms	ZeroOcc	AltConf
56	2U	1	Total Mg 1 1	0	0
56	2Y	1	Total Mg 1 1	0	0
56	2Z	1	Total Mg 1 1	0	0
56	20	1	Total Mg 1 1	0	0
56	25	1	Total Mg 1 1	0	0
56	26	1	Total Mg 1 1	0	0
56	28	1	Total Mg 1 1	0	0
56	2a	263	Total Mg 263 263	0	0
56	2d	1	Total Mg 1 1	0	0
56	2f	1	Total Mg 1 1	0	0
56	2h	1	Total Mg 1 1	0	0
56	2k	1	Total Mg 1 1	0	0
56	2l	4	Total Mg 4 4	0	0
56	2q	2	Total Mg 2 2	0	0
56	2t	1	Total Mg 1 1	0	0
56	2x	4	Total Mg 4 4	0	0
56	2z	1	Total Mg 1 1	0	0

- Molecule 57 is ZINC ION (three-letter code: ZN) (formula: Zn).

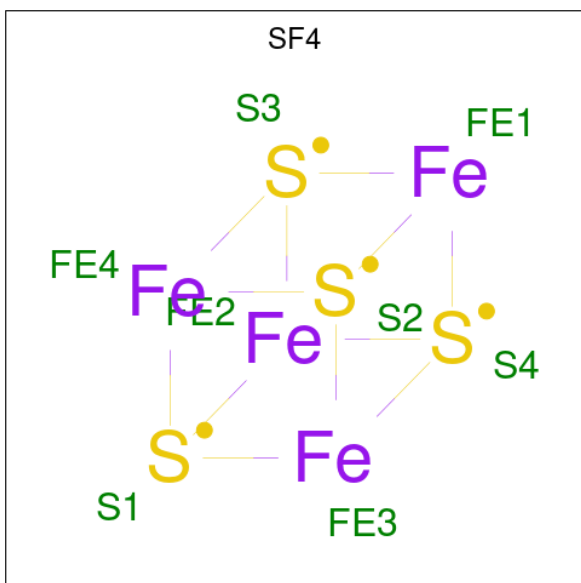
Mol	Chain	Residues	Atoms	ZeroOcc	AltConf
57	1Y	1	Total Zn 1 1	0	0
57	14	1	Total Zn 1 1	0	0

Continued on next page...

Continued from previous page...

Mol	Chain	Residues	Atoms		ZeroOcc	AltConf
57	15	1	Total	Zn	0	0
			1	1		
57	16	1	Total	Zn	0	0
			1	1		
57	19	1	Total	Zn	0	0
			1	1		
57	1n	1	Total	Zn	0	0
			1	1		
57	2Y	1	Total	Zn	0	0
			1	1		
57	24	1	Total	Zn	0	0
			1	1		
57	25	1	Total	Zn	0	0
			1	1		
57	26	1	Total	Zn	0	0
			1	1		
57	29	1	Total	Zn	0	0
			1	1		
57	2n	1	Total	Zn	0	0
			1	1		

- Molecule 58 is IRON/SULFUR CLUSTER (three-letter code: SF4) (formula: Fe₄S₄).



Mol	Chain	Residues	Atoms			ZeroOcc	AltConf
58	1d	1	Total	Fe	S	0	0
			8	4	4		

Continued on next page...

Continued from previous page...

Mol	Chain	Residues	Atoms			ZeroOcc	AltConf
			Total	Fe	S		
58	2d	1	8	4	4	0	0

- Molecule 59 is water.

Mol	Chain	Residues	Atoms		ZeroOcc	AltConf
			Total	O		
59	1A	2088	2088	2088	0	0
59	1B	38	38	38	0	0
59	1D	22	22	22	0	0
59	1E	25	25	25	0	0
59	1F	16	16	16	0	0
59	1G	6	6	6	0	0
59	1H	5	5	5	0	0
59	1I	1	1	1	0	0
59	1N	5	5	5	0	0
59	1O	4	4	4	0	0
59	1P	21	21	21	0	0
59	1Q	9	9	9	0	0
59	1R	9	9	9	0	0
59	1S	1	1	1	0	0
59	1T	11	11	11	0	0
59	1U	13	13	13	0	0
59	1V	2	2	2	0	0
59	1W	9	9	9	0	0

Continued on next page...

Continued from previous page...

Mol	Chain	Residues	Atoms		ZeroOcc	AltConf
59	1X	5	Total 5	O 5	0	0
59	1Y	1	Total 1	O 1	0	0
59	1Z	3	Total 3	O 3	0	0
59	10	10	Total 10	O 10	0	0
59	11	4	Total 4	O 4	0	0
59	12	1	Total 1	O 1	0	0
59	13	4	Total 4	O 4	0	0
59	15	5	Total 5	O 5	0	0
59	16	8	Total 8	O 8	0	0
59	17	8	Total 8	O 8	0	0
59	18	13	Total 13	O 13	0	0
59	19	2	Total 2	O 2	0	0
59	1a	319	Total 319	O 319	0	0
59	1b	2	Total 2	O 2	0	0
59	1c	1	Total 1	O 1	0	0
59	1d	4	Total 4	O 4	0	0
59	1e	2	Total 2	O 2	0	0
59	1f	1	Total 1	O 1	0	0
59	1i	1	Total 1	O 1	0	0
59	1j	1	Total 1	O 1	0	0
59	1m	1	Total 1	O 1	0	0

Continued on next page...

Continued from previous page...

Mol	Chain	Residues	Atoms	ZeroOcc	AltConf
59	1o	3	Total O 3 3	0	0
59	1p	1	Total O 1 1	0	0
59	1s	1	Total O 1 1	0	0
59	1v	1	Total O 1 1	0	0
59	1x	7	Total O 7 7	0	0
59	1z	2	Total O 2 2	0	0
59	2A	801	Total O 801 801	0	0
59	2B	13	Total O 13 13	0	0
59	2D	20	Total O 20 20	0	0
59	2E	10	Total O 10 10	0	0
59	2F	7	Total O 7 7	0	0
59	2N	1	Total O 1 1	0	0
59	2O	4	Total O 4 4	0	0
59	2P	4	Total O 4 4	0	0
59	2Q	2	Total O 2 2	0	0
59	2R	3	Total O 3 3	0	0
59	2T	3	Total O 3 3	0	0
59	2U	2	Total O 2 2	0	0
59	2V	2	Total O 2 2	0	0
59	2W	2	Total O 2 2	0	0
59	2X	3	Total O 3 3	0	0

Continued on next page...

Continued from previous page...

Mol	Chain	Residues	Atoms		ZeroOcc	AltConf
59	2Y	1	Total 1	O 1	0	0
59	2Z	2	Total 2	O 2	0	0
59	20	3	Total 3	O 3	0	0
59	21	1	Total 1	O 1	0	0
59	23	2	Total 2	O 2	0	0
59	25	1	Total 1	O 1	0	0
59	27	2	Total 2	O 2	0	0
59	28	4	Total 4	O 4	0	0
59	2a	371	Total 371	O 371	0	0
59	2c	2	Total 2	O 2	0	0
59	2e	3	Total 3	O 3	0	0
59	2h	1	Total 1	O 1	0	0
59	2i	2	Total 2	O 2	0	0
59	2j	1	Total 1	O 1	0	0
59	2k	3	Total 3	O 3	0	0
59	2l	3	Total 3	O 3	0	0
59	2m	1	Total 1	O 1	0	0
59	2n	1	Total 1	O 1	0	0
59	2o	1	Total 1	O 1	0	0
59	2p	2	Total 2	O 2	0	0
59	2q	2	Total 2	O 2	0	0

Continued on next page...

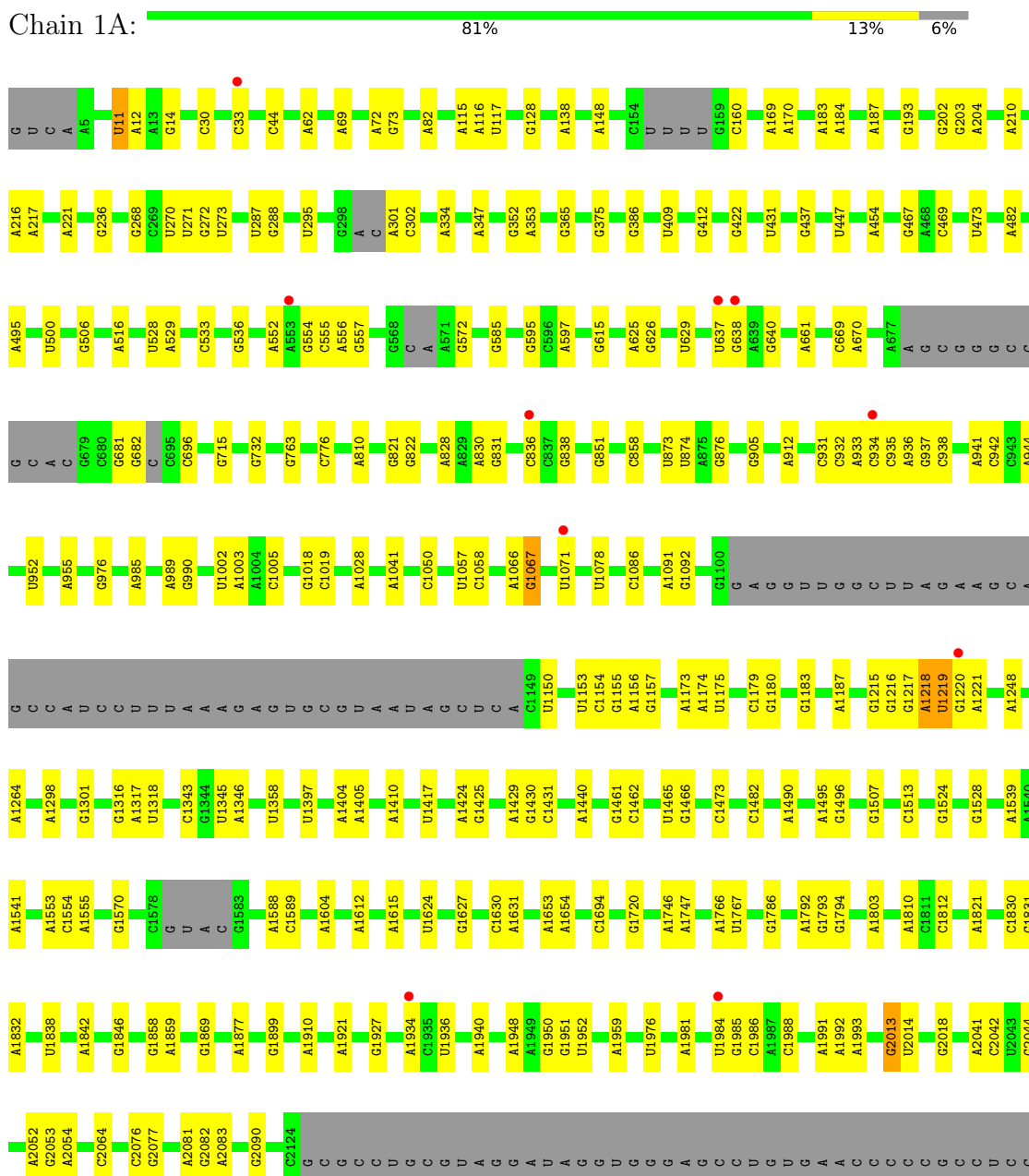
Continued from previous page...

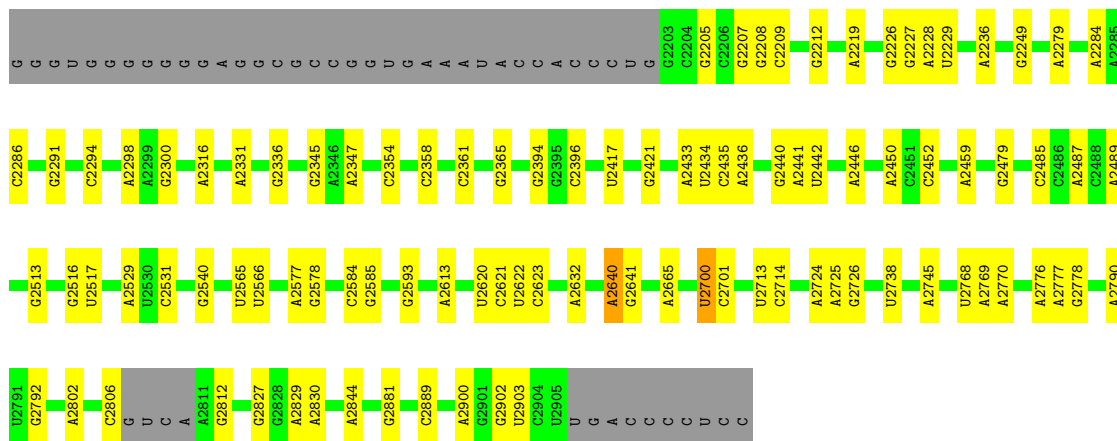
Mol	Chain	Residues	Atoms	ZeroOcc	AltConf
59	2r	1	Total O 1 1	0	0
59	2t	3	Total O 3 3	0	0
59	2x	3	Total O 3 3	0	0
59	2z	1	Total O 1 1	0	0

3 Residue-property plots

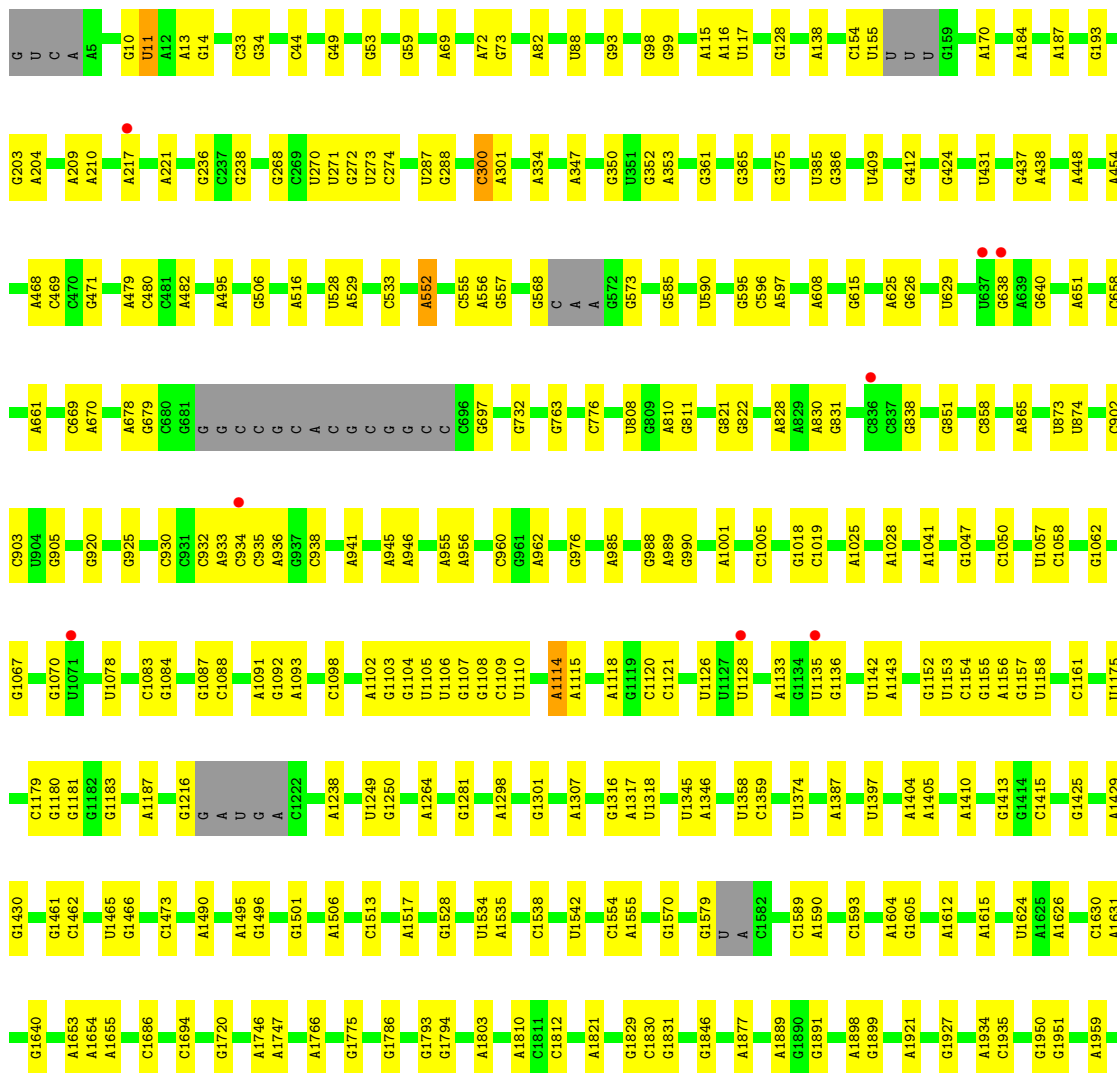
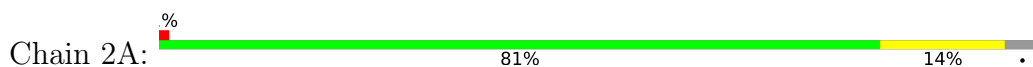
These plots are drawn for all protein, RNA, DNA and oligosaccharide chains in the entry. The first graphic for a chain summarises the proportions of the various outlier classes displayed in the second graphic. The second graphic shows the sequence view annotated by issues in geometry and electron density. Residues are color-coded according to the number of geometric quality criteria for which they contain at least one outlier: green = 0, yellow = 1, orange = 2 and red = 3 or more. A red dot above a residue indicates a poor fit to the electron density ($RSRZ > 2$). Stretches of 2 or more consecutive residues without any outlier are shown as a green connector. Residues present in the sample, but not in the model, are shown in grey.

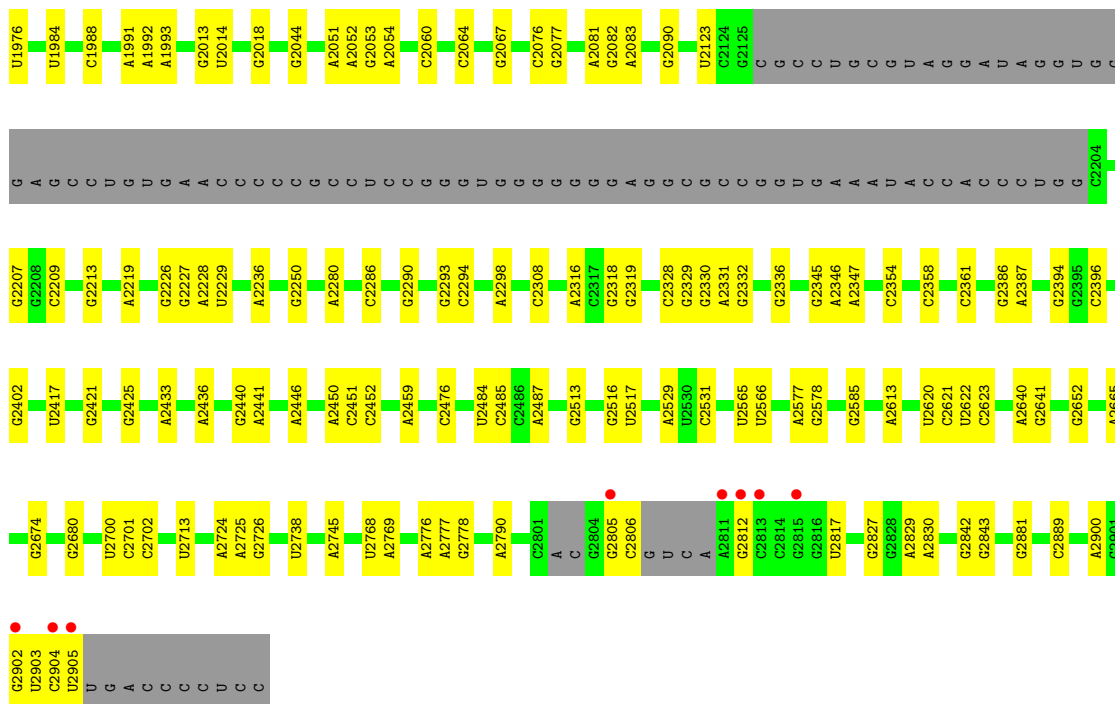
- Molecule 1: 23S ribosomal RNA



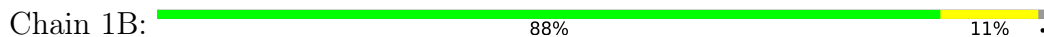


• Molecule 1: 23S ribosomal RNA

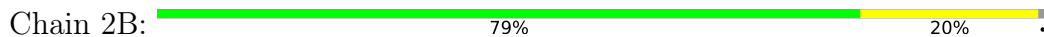




• Molecule 2: 5S ribosomal RNA



• Molecule 2: 5S ribosomal RNA



• Molecule 3: 50S ribosomal protein L2



• Molecule 3: 50S ribosomal protein L2

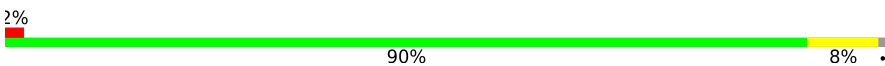


• Molecule 4: 50S ribosomal protein L3

Chain 1E:  90% 8%



• Molecule 4: 50S ribosomal protein L3

Chain 2E:  90% 8%

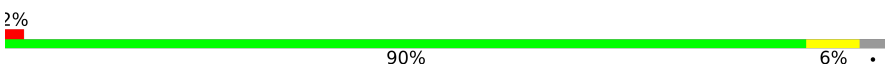


• Molecule 5: 50S ribosomal protein L4

Chain 1F:  90% 6%

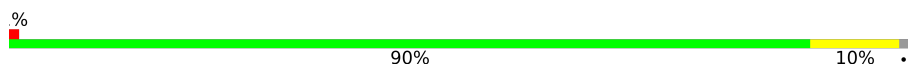


• Molecule 5: 50S ribosomal protein L4

Chain 2F:  90% 6%

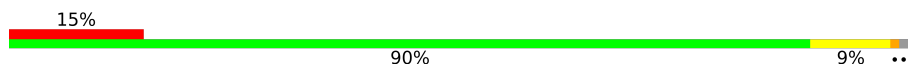


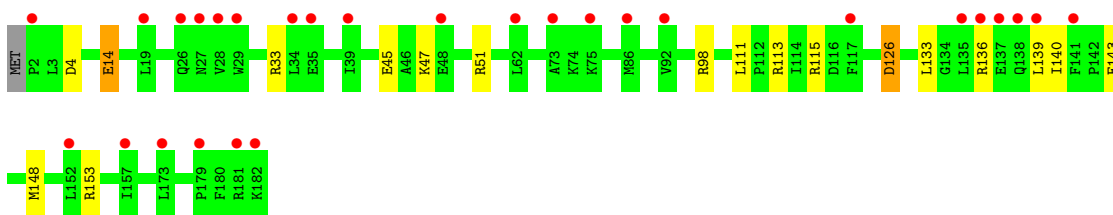
• Molecule 6: 50S ribosomal protein L5

Chain 1G:  90% 10%



• Molecule 6: 50S ribosomal protein L5

Chain 2G:  90% 9%

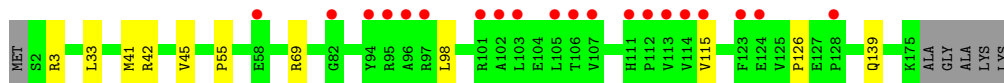


• Molecule 7: 50S ribosomal protein L6

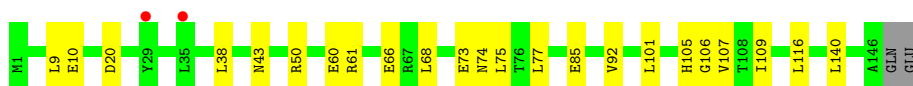
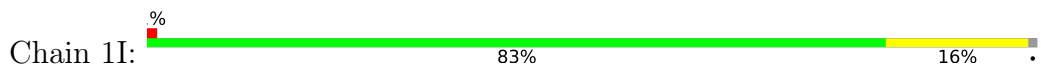
Chain 1H:  91% 6%



- Molecule 7: 50S ribosomal protein L6



- Molecule 8: 50S ribosomal protein L9



- Molecule 8: 50S ribosomal protein L9



- Molecule 9: 50S ribosomal protein L13



- Molecule 9: 50S ribosomal protein L13



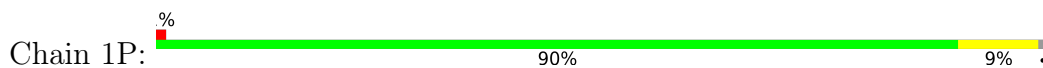
- Molecule 10: 50S ribosomal protein L14



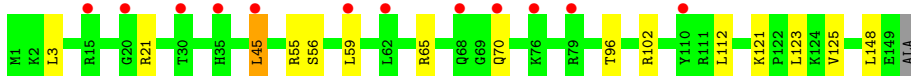
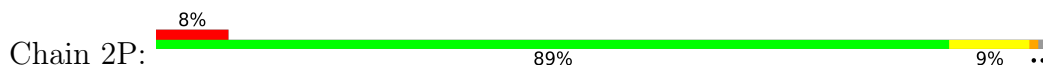
- Molecule 10: 50S ribosomal protein L14



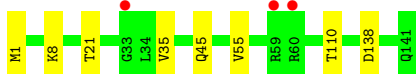
- Molecule 11: 50S ribosomal protein L15



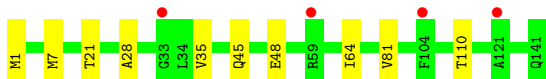
- Molecule 11: 50S ribosomal protein L15



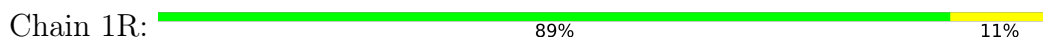
- Molecule 12: 50S ribosomal protein L16



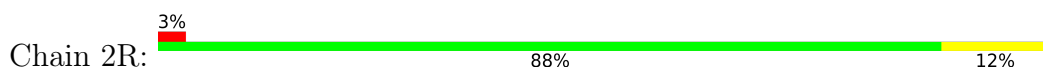
- Molecule 12: 50S ribosomal protein L16



- Molecule 13: 50S ribosomal protein L17



- Molecule 13: 50S ribosomal protein L17




- Molecule 14: 50S ribosomal protein L18

Chain 1S:  91% 7%




- Molecule 14: 50S ribosomal protein L18

Chain 2S:  3% 83% 15%




- Molecule 15: 50S ribosomal protein L19

Chain 1T:  82% 8% 10%



- Molecule 15: 50S ribosomal protein L19

Chain 2T:  83% 7% 10%



- Molecule 16: 50S ribosomal protein L20

Chain 1U:  89% 9%



- Molecule 16: 50S ribosomal protein L20

Chain 2U:  92% 6%

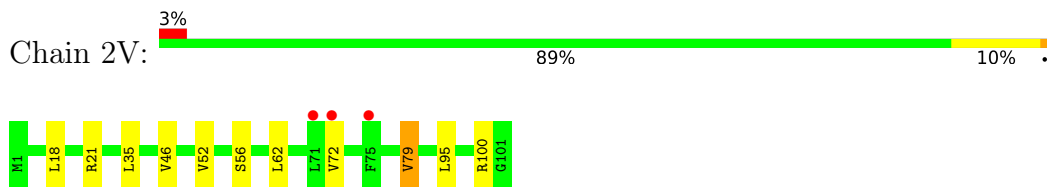


- Molecule 17: 50S ribosomal protein L21

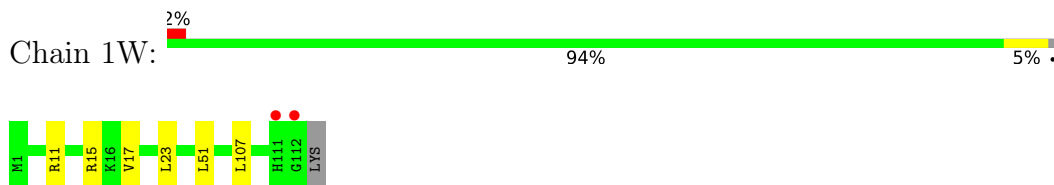
Chain 1V:  86% 13%



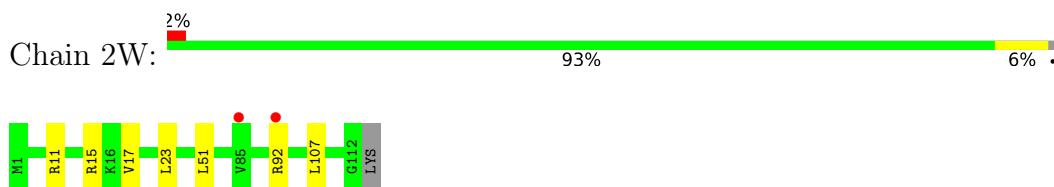
- Molecule 17: 50S ribosomal protein L21



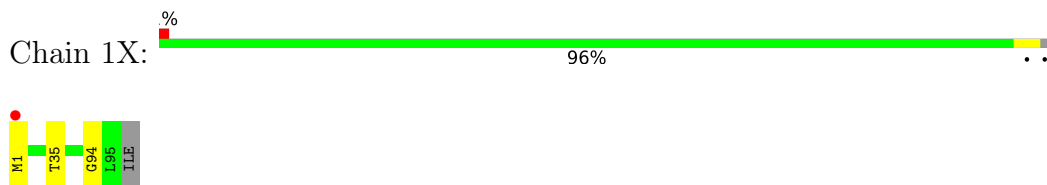
- Molecule 18: 50S ribosomal protein L22



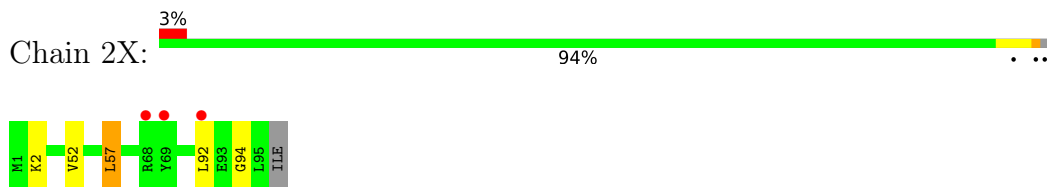
- Molecule 18: 50S ribosomal protein L22



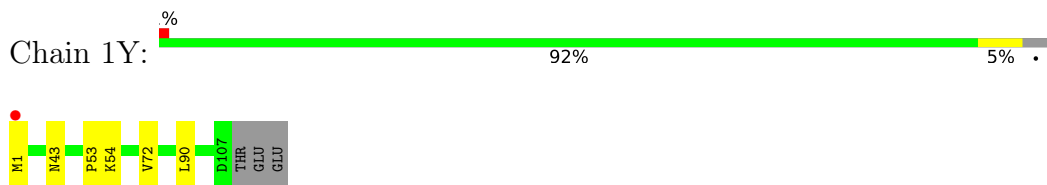
- Molecule 19: 50S ribosomal protein L23



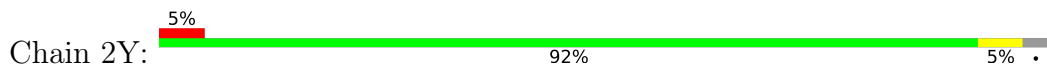
- Molecule 19: 50S ribosomal protein L23

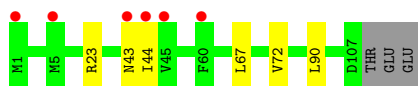


- Molecule 20: 50S ribosomal protein L24

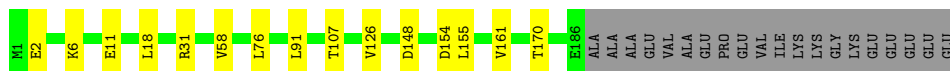
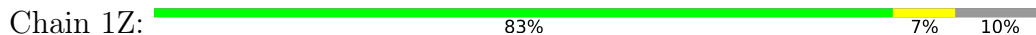


- Molecule 20: 50S ribosomal protein L24

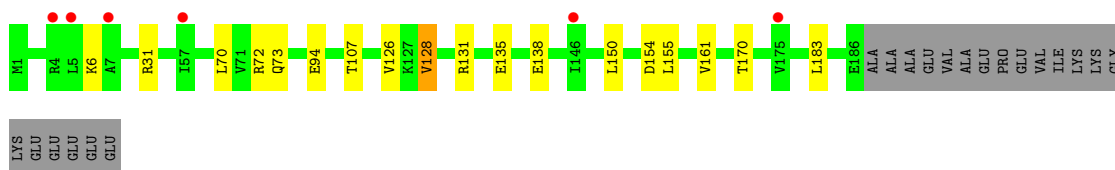
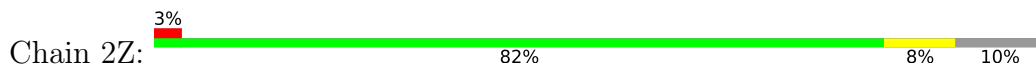




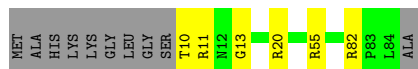
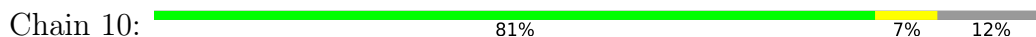
- Molecule 21: 50S ribosomal protein L25



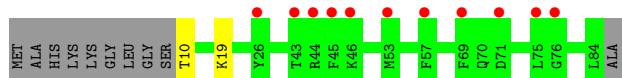
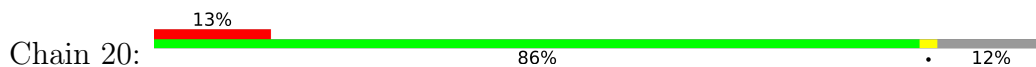
- Molecule 21: 50S ribosomal protein L25



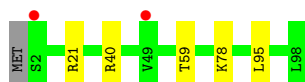
- Molecule 22: 50S ribosomal protein L27



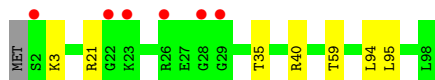
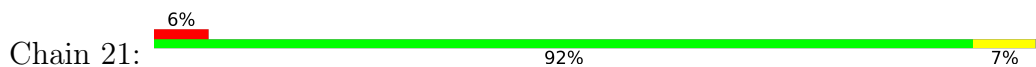
- Molecule 22: 50S ribosomal protein L27



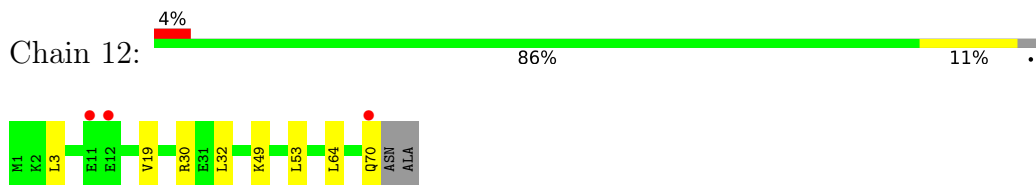
- Molecule 23: 50S ribosomal protein L28



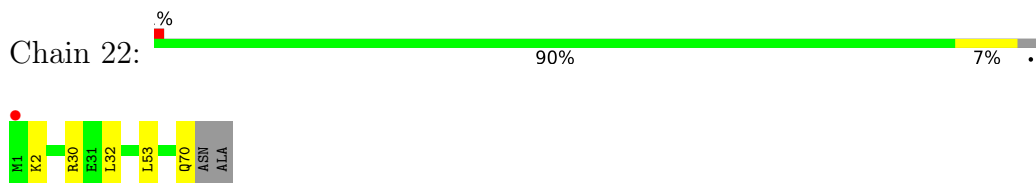
- Molecule 23: 50S ribosomal protein L28



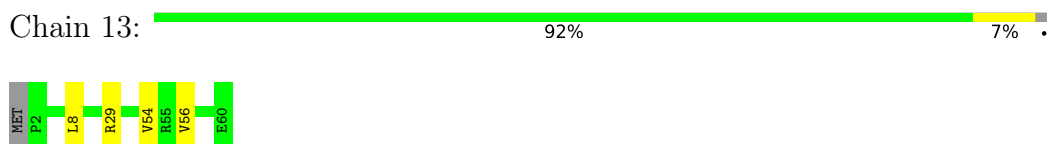
- Molecule 24: 50S ribosomal protein L29



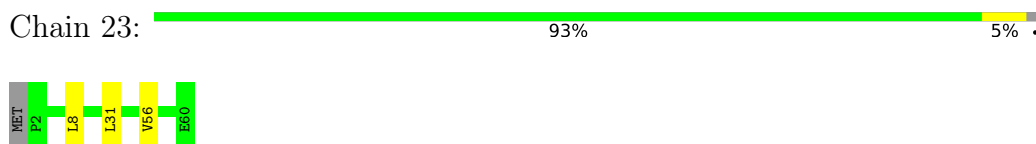
- Molecule 24: 50S ribosomal protein L29



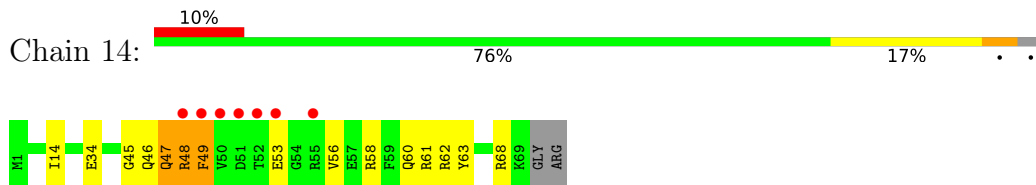
- Molecule 25: 50S ribosomal protein L30



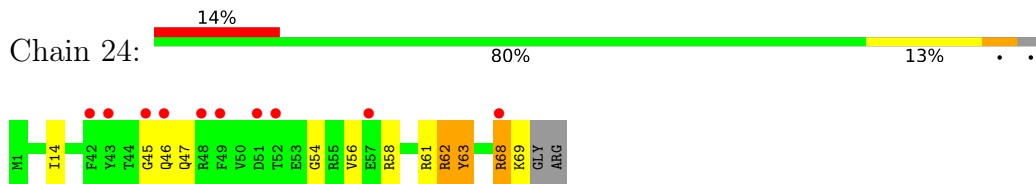
- Molecule 25: 50S ribosomal protein L30



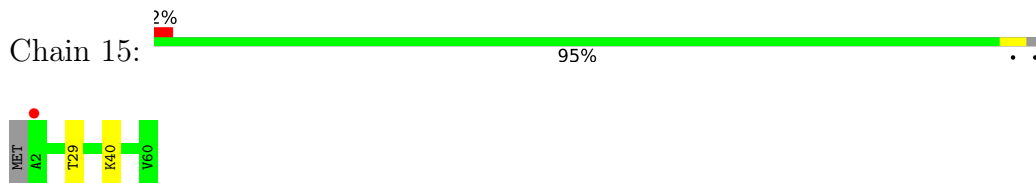
- Molecule 26: 50S ribosomal protein L31



- Molecule 26: 50S ribosomal protein L31



- Molecule 27: 50S ribosomal protein L32



- Molecule 27: 50S ribosomal protein L32

Chain 25:  93% 5%




- Molecule 28: 50S ribosomal protein L33

Chain 16:  94%

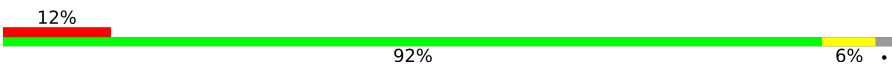


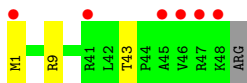
- Molecule 28: 50S ribosomal protein L33

Chain 26:  2% 94%



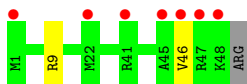
- Molecule 29: 50S ribosomal protein L34

Chain 17:  12% 92% 6%




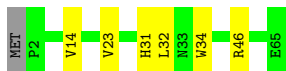
- Molecule 29: 50S ribosomal protein L34

Chain 27:  14% 94%

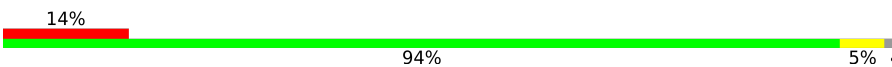


- Molecule 30: 50S ribosomal protein L35

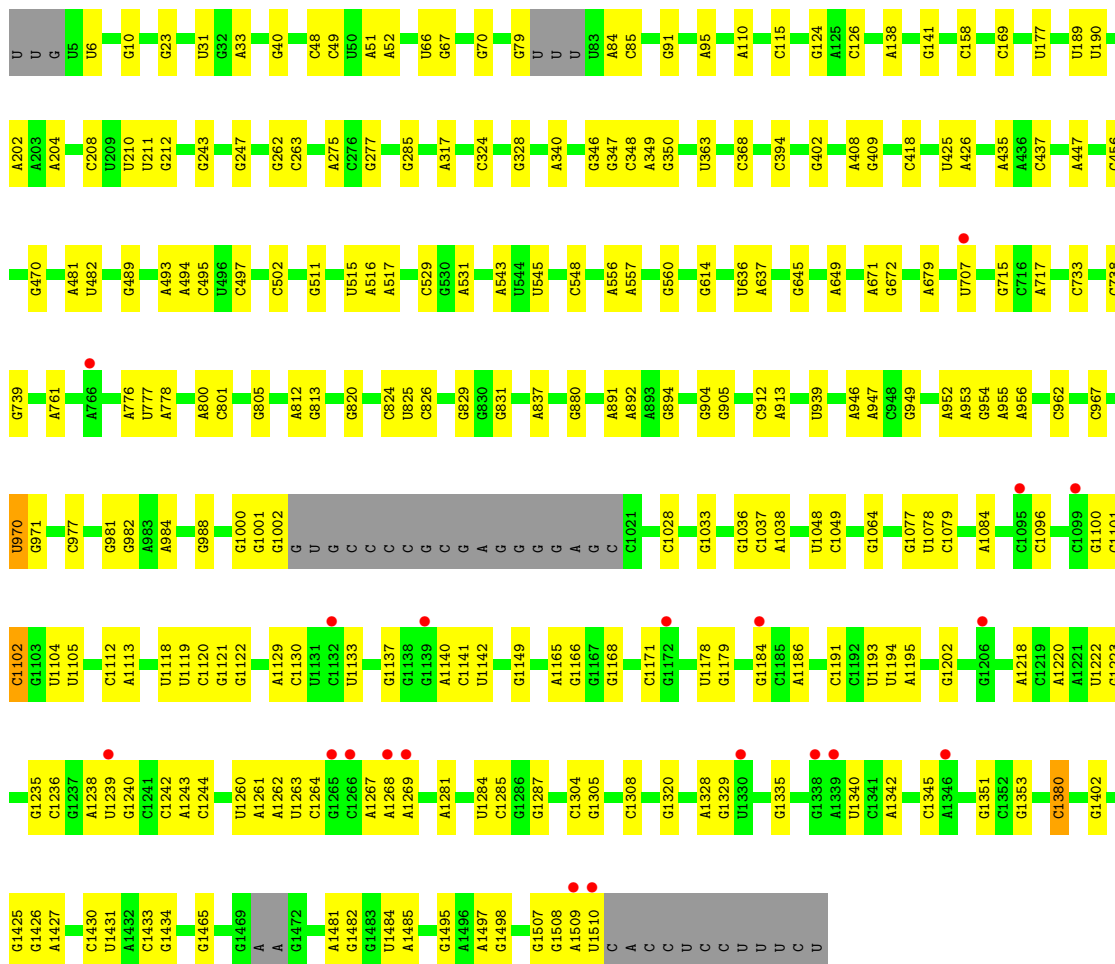
Chain 18:  89% 9%



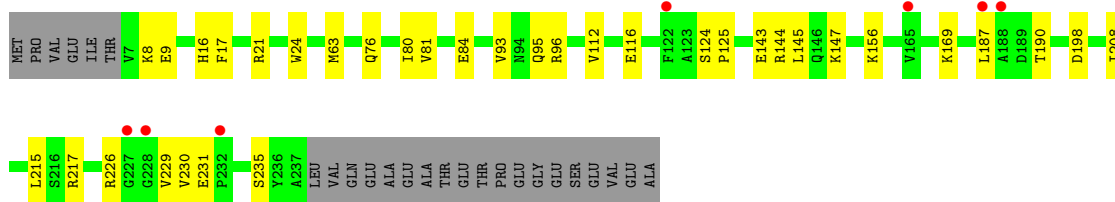
- Molecule 30: 50S ribosomal protein L35

Chain 28:  14% 94% 5%

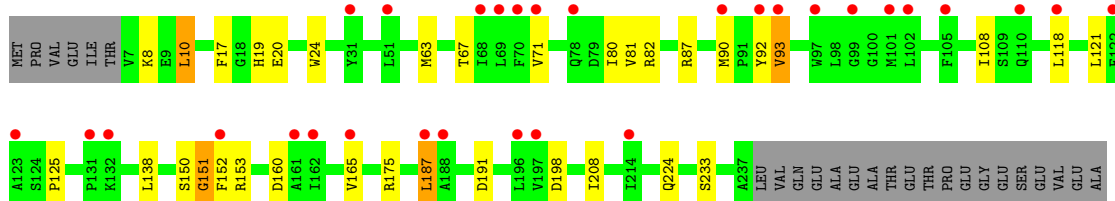
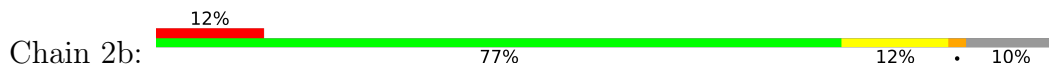




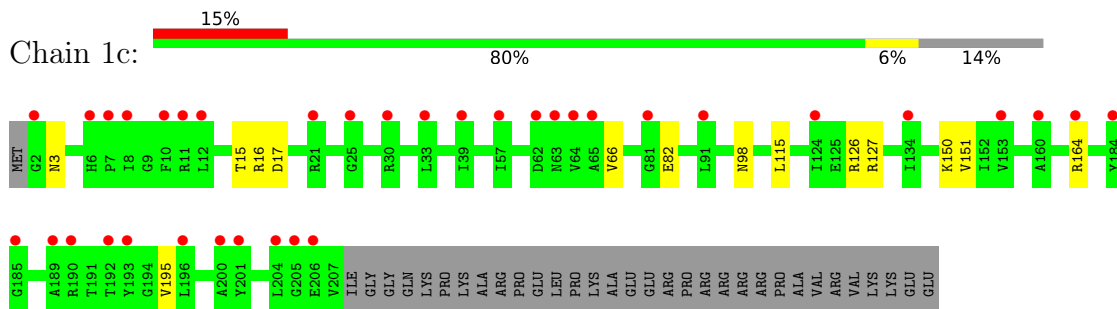
• Molecule 33: 30S ribosomal protein S2



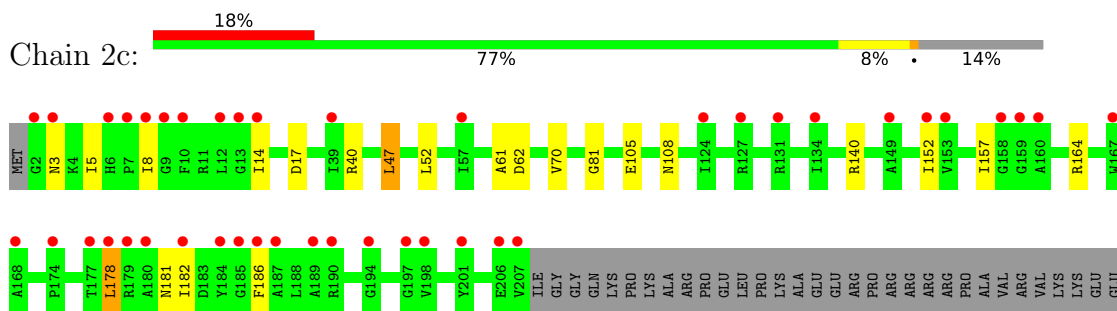
• Molecule 33: 30S ribosomal protein S2



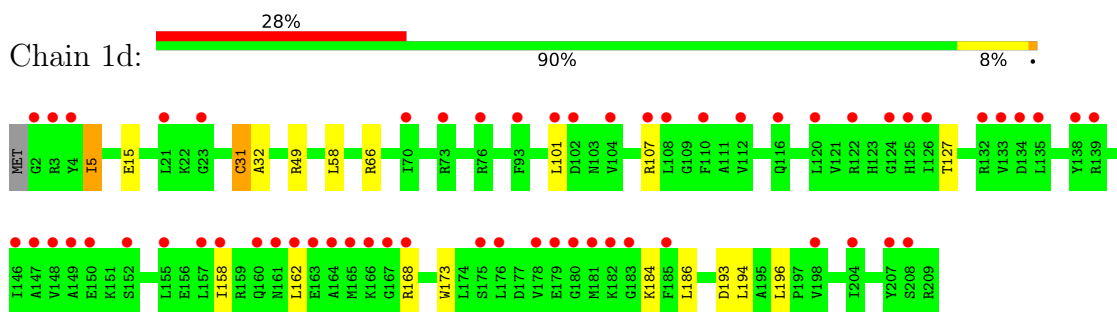
• Molecule 34: 30S ribosomal protein S3



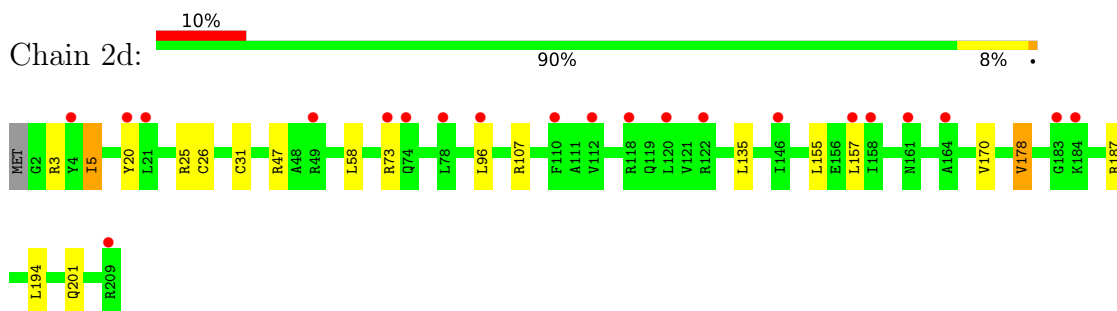
• Molecule 34: 30S ribosomal protein S3



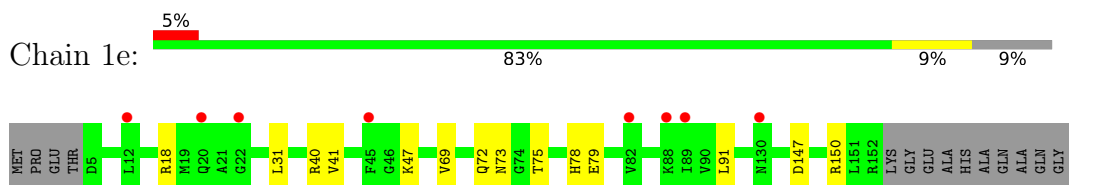
• Molecule 35: 30S ribosomal protein S4



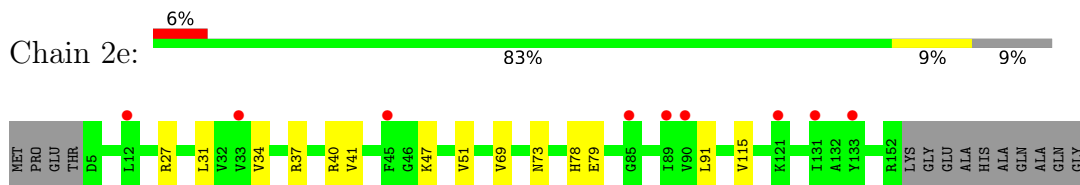
• Molecule 35: 30S ribosomal protein S4



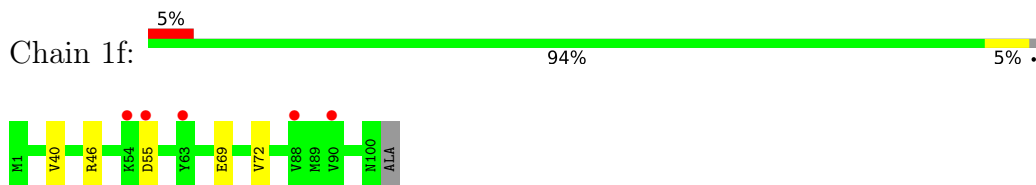
• Molecule 36: 30S ribosomal protein S5



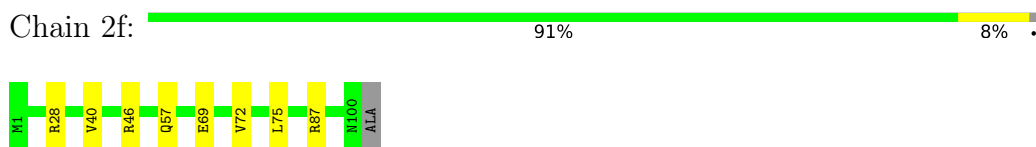
- Molecule 36: 30S ribosomal protein S5



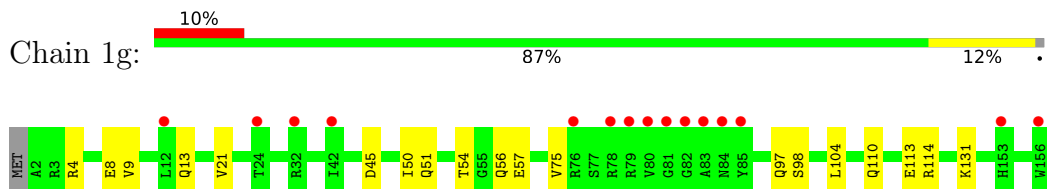
- Molecule 37: 30S ribosomal protein S6



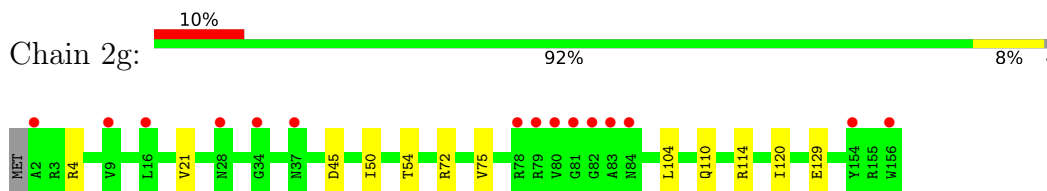
- Molecule 37: 30S ribosomal protein S6



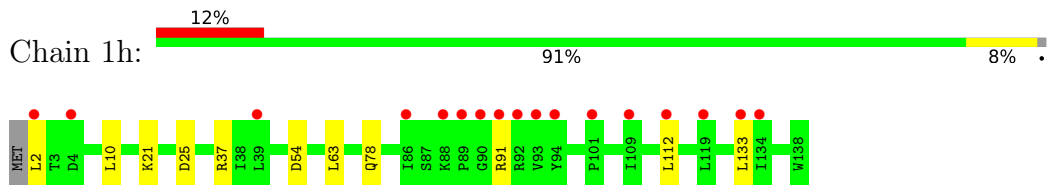
- Molecule 38: 30S ribosomal protein S7



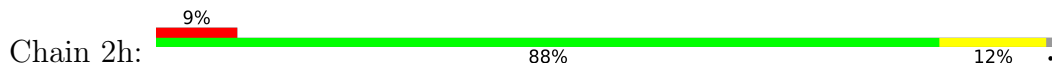
- Molecule 38: 30S ribosomal protein S7

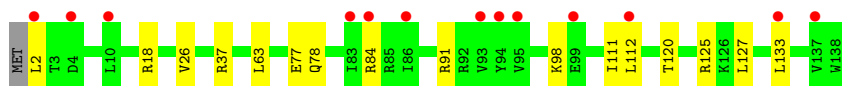


- Molecule 39: 30S ribosomal protein S8

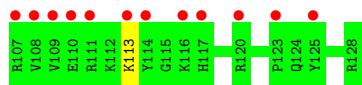
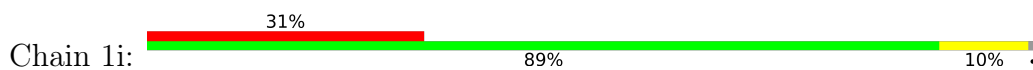


- Molecule 39: 30S ribosomal protein S8

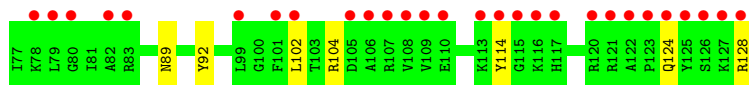
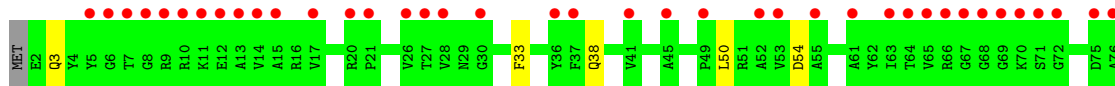
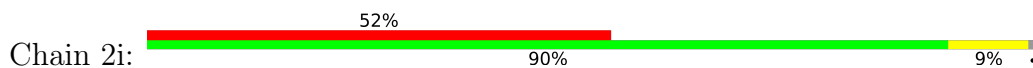




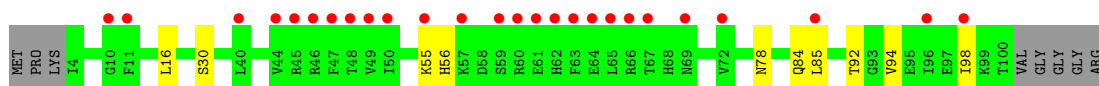
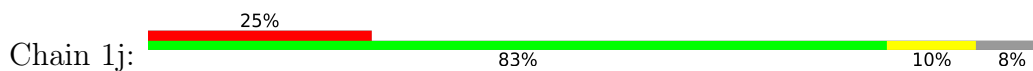
- Molecule 40: 30S ribosomal protein S9



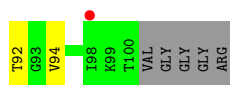
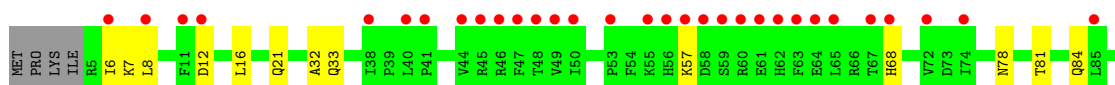
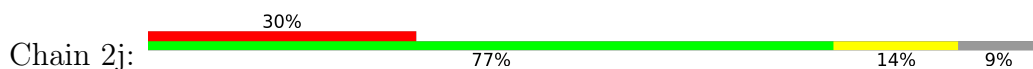
- Molecule 40: 30S ribosomal protein S9



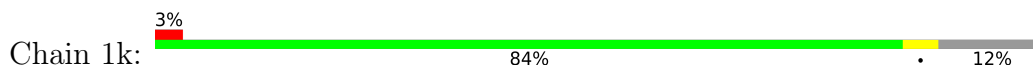
- Molecule 41: 30S ribosomal protein S10

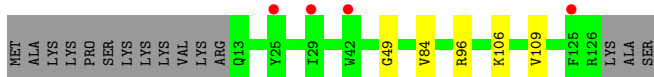


- Molecule 41: 30S ribosomal protein S10

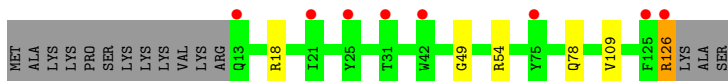
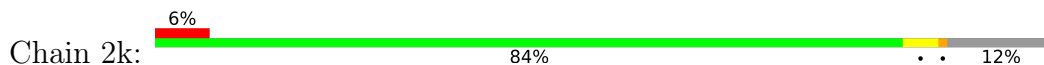


- Molecule 42: 30S ribosomal protein S11

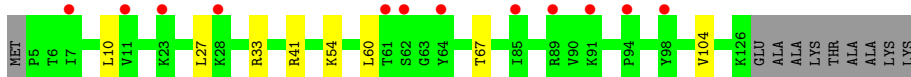
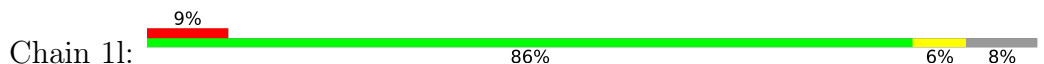




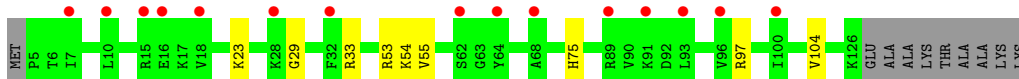
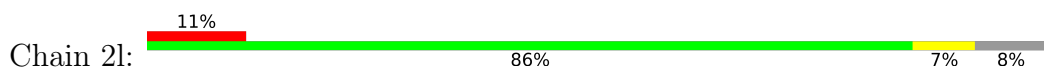
- Molecule 42: 30S ribosomal protein S11



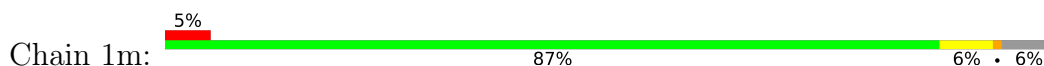
- Molecule 43: 30S ribosomal protein S12



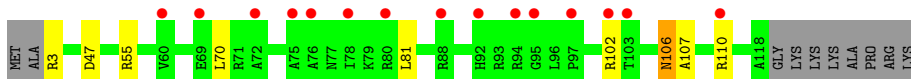
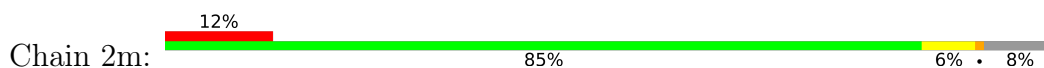
- Molecule 43: 30S ribosomal protein S12



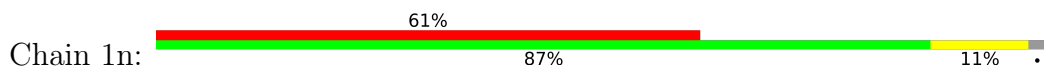
- Molecule 44: 30S ribosomal protein S13



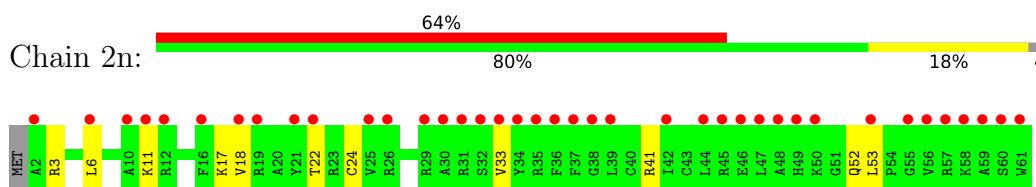
- Molecule 44: 30S ribosomal protein S13



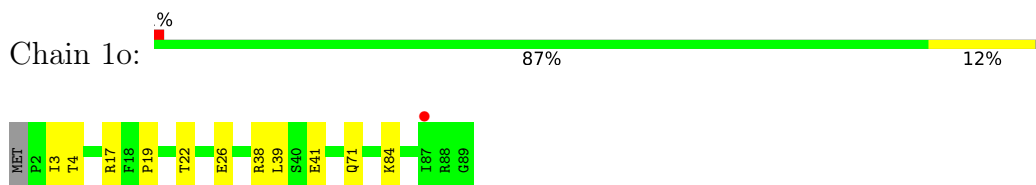
- Molecule 45: 30S ribosomal protein S14 type Z



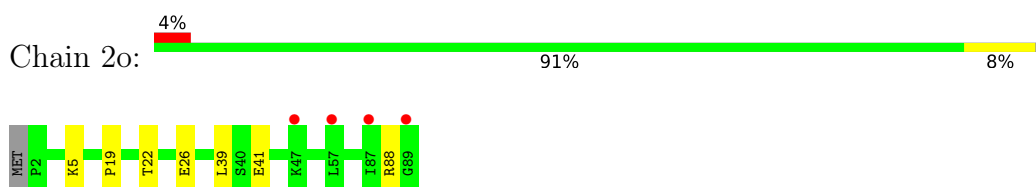
- Molecule 45: 30S ribosomal protein S14 type Z



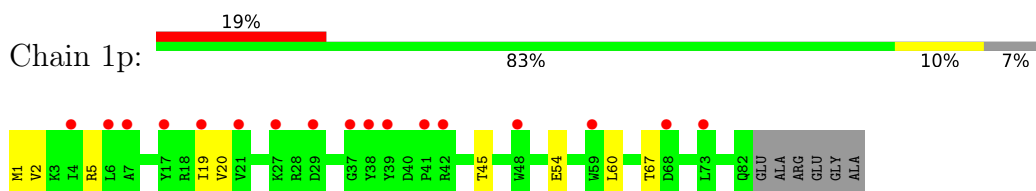
- Molecule 46: 30S ribosomal protein S15



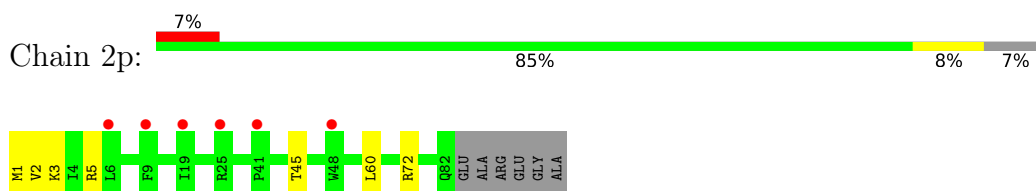
- Molecule 46: 30S ribosomal protein S15



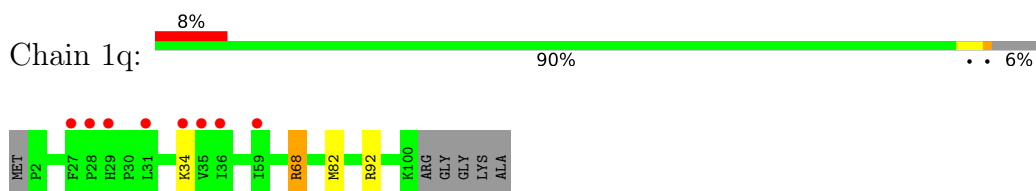
- Molecule 47: 30S ribosomal protein S16



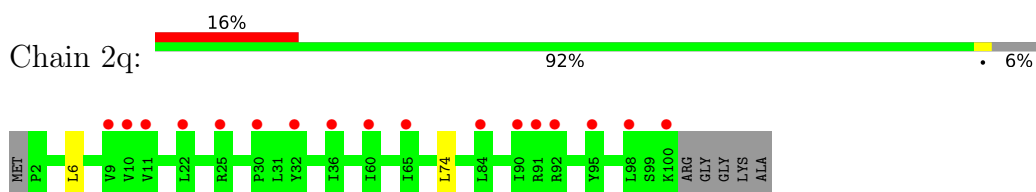
- Molecule 47: 30S ribosomal protein S16



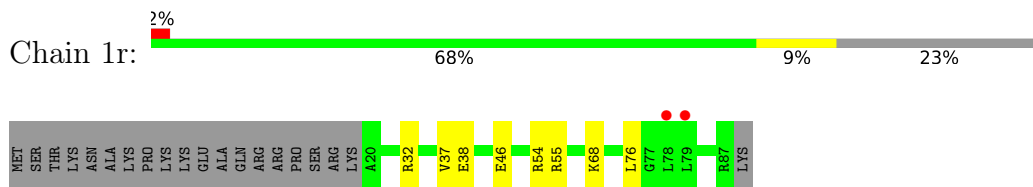
- Molecule 48: 30S ribosomal protein S17



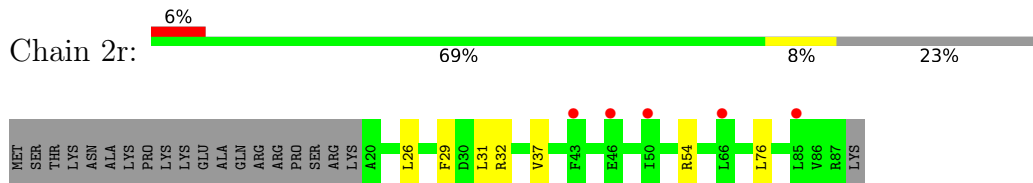
- Molecule 48: 30S ribosomal protein S17



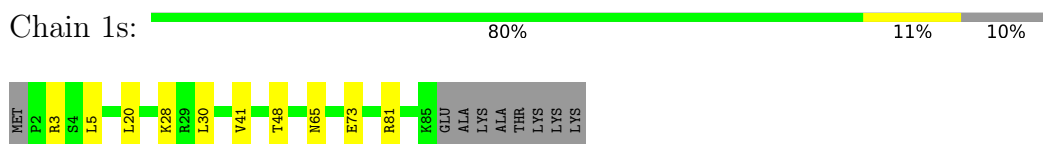
- Molecule 49: 30S ribosomal protein S18



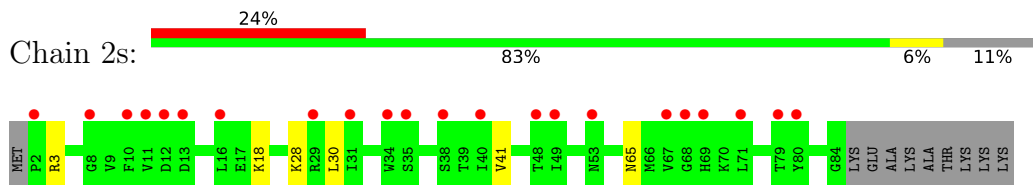
- Molecule 49: 30S ribosomal protein S18



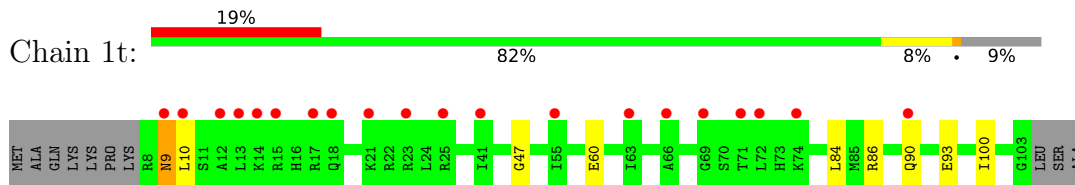
- Molecule 50: 30S ribosomal protein S19



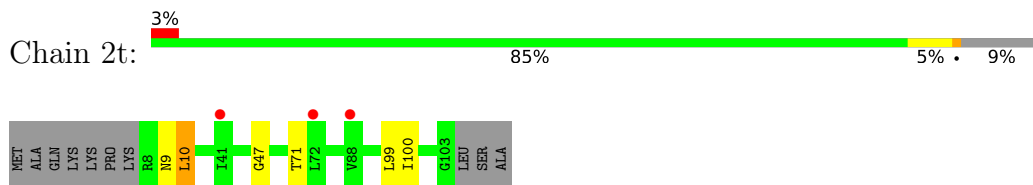
- Molecule 50: 30S ribosomal protein S19



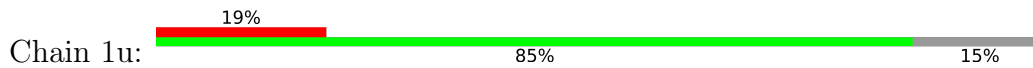
- Molecule 51: 30S ribosomal protein S20

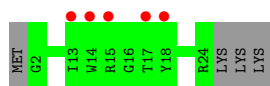


- Molecule 51: 30S ribosomal protein S20

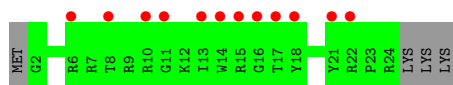
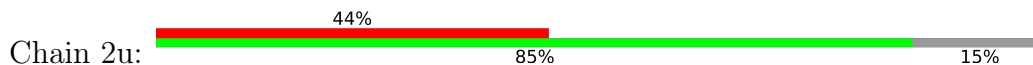


- Molecule 52: 30S ribosomal protein Thx

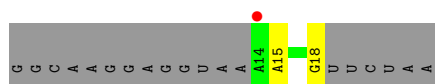




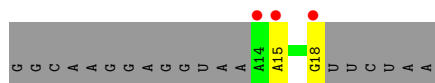
• Molecule 52: 30S ribosomal protein Thx



• Molecule 53: mRNA



• Molecule 53: mRNA



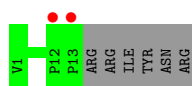
• Molecule 54: Initiator Methionine tRNA



• Molecule 54: Initiator Methionine tRNA



• Molecule 55: Oncocin



• Molecule 55: Oncocin



VAL	PHE	PHE	ARG	ARG	ILE	TYR	ASN	ARG
-----	-----	-----	-----	-----	-----	-----	-----	-----

4 Data and refinement statistics

Property	Value	Source
Space group	P 21 21 21	Depositor
Cell constants a, b, c, α , β , γ	210.14Å 450.73Å 623.47Å 90.00° 90.00° 90.00°	Depositor
Resolution (Å)	59.98 – 2.90 311.74 – 2.80	Depositor EDS
% Data completeness (in resolution range)	98.5 (59.98-2.90) 98.0 (311.74-2.80)	Depositor EDS
R_{merge}	0.18	Depositor
R_{sym}	(Not available)	Depositor
$\langle I/\sigma(I) \rangle$ ¹	1.12 (at 2.82Å)	Xtrriage
Refinement program	PHENIX	Depositor
R, R_{free}	0.203 , 0.248 0.204 , 0.248	Depositor DCC
R_{free} test set	70488 reflections (5.02%)	wwPDB-VP
Wilson B-factor (Å ²)	63.0	Xtrriage
Anisotropy	0.092	Xtrriage
Bulk solvent k_{sol} (e/Å ³), B_{sol} (Å ²)	0.28 , 56.2	EDS
L-test for twinning ²	$\langle L \rangle = 0.47$, $\langle L^2 \rangle = 0.30$	Xtrriage
Estimated twinning fraction	No twinning to report.	Xtrriage
F_o, F_c correlation	0.91	EDS
Total number of atoms	288378	wwPDB-VP
Average B, all atoms (Å ²)	59.0	wwPDB-VP

Xtrriage's analysis on translational NCS is as follows: *The largest off-origin peak in the Patterson function is 2.07% of the height of the origin peak. No significant pseudotranslation is detected.*

¹Intensities estimated from amplitudes.

²Theoretical values of $\langle |L| \rangle$, $\langle L^2 \rangle$ for acentric reflections are 0.5, 0.333 respectively for untwinned datasets, and 0.375, 0.2 for perfectly twinned datasets.

5 Model quality i

5.1 Standard geometry i

Bond lengths and bond angles in the following residue types are not validated in this section: MG, SF4, PSU, 4SU, ZN, 5MC, 5MU

The Z score for a bond length (or angle) is the number of standard deviations the observed value is removed from the expected value. A bond length (or angle) with $|Z| > 5$ is considered an outlier worth inspection. RMSZ is the root-mean-square of all Z scores of the bond lengths (or angles).

Mol	Chain	Bond lengths		Bond angles	
		RMSZ	# Z >5	RMSZ	# Z >5
1	1A	0.34	0/66249	0.77	19/103407 (0.0%)
1	2A	0.28	0/67298	0.76	12/105044 (0.0%)
2	1B	0.28	0/2877	0.79	0/4488
2	2B	0.30	0/2878	0.79	0/4490
3	1D	0.29	0/2186	0.49	0/2944
3	2D	0.28	0/2192	0.49	0/2951
4	1E	0.36	0/1592	0.51	1/2149 (0.0%)
4	2E	0.26	0/1592	0.49	0/2149
5	1F	0.27	0/1619	0.49	0/2193
5	2F	0.25	0/1615	0.48	0/2188
6	1G	0.23	0/1450	0.46	0/1959
6	2G	0.26	0/1449	0.49	0/1958
7	1H	0.25	0/1356	0.46	0/1834
7	2H	0.24	0/1356	0.45	0/1834
8	1I	0.24	0/1100	0.49	0/1501
8	2I	0.23	0/1076	0.49	0/1471
9	1N	0.27	0/1144	0.46	0/1543
9	2N	0.25	0/1144	0.46	0/1543
10	1O	0.28	0/943	0.48	0/1269
10	2O	0.27	0/943	0.49	0/1269
11	1P	0.27	0/1156	0.50	0/1537
11	2P	0.27	0/1152	0.49	0/1533
12	1Q	0.28	0/1143	0.46	0/1527
12	2Q	0.27	0/1143	0.47	0/1527
13	1R	0.26	0/982	0.50	0/1312
13	2R	0.25	0/982	0.47	0/1312
14	1S	0.25	0/887	0.48	0/1180
14	2S	0.27	0/880	0.52	0/1172
15	1T	0.27	0/1105	0.45	0/1477
15	2T	0.26	0/1097	0.45	0/1468
16	1U	0.30	0/977	0.45	0/1301
16	2U	0.26	0/977	0.45	0/1301

Mol	Chain	Bond lengths		Bond angles	
		RMSZ	# Z >5	RMSZ	# Z >5
17	1V	0.28	0/782	0.46	0/1049
17	2V	0.25	0/782	0.44	0/1049
18	1W	0.28	0/897	0.44	0/1205
18	2W	0.26	0/897	0.44	0/1205
19	1X	0.28	0/764	0.46	0/1025
19	2X	0.26	0/764	0.48	1/1025 (0.1%)
20	1Y	0.28	0/819	0.51	0/1095
20	2Y	0.25	0/819	0.47	0/1095
21	1Z	0.25	0/1502	0.45	0/2041
21	2Z	0.24	0/1486	0.44	0/2022
22	10	0.28	0/606	0.50	0/808
22	20	0.26	0/606	0.47	0/808
23	11	0.26	0/762	0.45	0/1014
23	21	0.25	0/762	0.43	0/1014
24	12	0.24	0/590	0.43	0/781
24	22	0.25	0/590	0.40	0/781
25	13	0.26	0/474	0.43	0/635
25	23	0.24	0/469	0.44	0/630
26	14	0.29	0/571	0.59	0/768
26	24	0.29	0/545	0.58	0/737
27	15	0.29	0/469	0.51	0/635
27	25	0.25	0/469	0.48	0/635
28	16	0.29	0/460	0.43	0/613
28	26	0.26	0/456	0.45	0/608
29	17	0.28	0/426	0.43	0/561
29	27	0.27	0/426	0.44	0/561
30	18	0.29	0/525	0.47	0/691
30	28	0.26	0/525	0.43	0/691
31	19	0.29	0/310	0.44	0/407
31	29	0.25	0/310	0.43	0/407
32	1a	0.25	0/35537	0.77	7/55456 (0.0%)
32	2a	0.25	2/35680 (0.0%)	0.78	33/55681 (0.1%)
33	1b	0.25	0/1820	0.51	0/2468
33	2b	2.71	8/1728 (0.5%)	0.68	3/2352 (0.1%)
34	1c	0.23	0/1504	0.44	0/2047
34	2c	0.25	0/1435	0.51	2/1960 (0.1%)
35	1d	0.24	0/1648	0.48	0/2222
35	2d	0.25	0/1659	0.45	0/2230
36	1e	0.25	0/1145	0.49	0/1543
36	2e	0.26	0/1111	0.50	0/1504
37	1f	0.24	0/819	0.45	0/1111
37	2f	0.24	0/830	0.44	0/1125
38	1g	0.23	0/1198	0.42	0/1613

Mol	Chain	Bond lengths		Bond angles	
		RMSZ	# Z >5	RMSZ	# Z >5
38	2g	0.24	0/1185	0.42	0/1602
39	1h	0.23	0/1108	0.45	0/1494
39	2h	0.23	0/1094	0.47	0/1478
40	1i	0.25	0/995	0.49	0/1339
40	2i	0.26	0/949	0.50	0/1284
41	1j	0.24	0/695	0.55	0/950
41	2j	0.25	0/690	0.50	0/943
42	1k	0.24	0/840	0.45	0/1138
42	2k	0.25	0/844	0.51	1/1145 (0.1%)
43	1l	0.24	0/936	0.46	0/1263
43	2l	0.25	0/934	0.51	1/1262 (0.1%)
44	1m	0.23	0/933	0.49	0/1254
44	2m	0.27	0/913	0.47	0/1230
45	1n	0.29	0/491	0.50	0/653
45	2n	0.27	0/467	0.41	0/624
46	1o	0.24	0/726	0.47	0/970
46	2o	0.23	0/739	0.44	0/985
47	1p	0.22	0/686	0.46	0/926
47	2p	0.23	0/693	0.47	0/935
48	1q	0.25	0/824	0.46	0/1105
48	2q	0.24	0/836	0.44	0/1117
49	1r	0.25	0/560	0.48	0/746
49	2r	0.23	0/560	0.44	0/746
50	1s	0.24	0/657	0.52	0/890
50	2s	0.26	0/661	0.53	0/893
51	1t	0.22	0/714	0.52	0/948
51	2t	0.23	0/733	0.44	0/969
52	1u	0.21	0/191	0.45	0/252
52	2u	0.24	0/203	0.42	0/266
53	1v	0.39	0/122	1.03	0/188
53	2v	0.41	0/122	1.09	0/188
54	1x	0.41	0/1725	1.03	10/2689 (0.4%)
54	2x	0.41	0/1725	1.04	11/2689 (0.4%)
55	1z	0.29	0/114	0.54	0/158
55	2z	0.24	0/114	0.48	0/158
All	All	0.35	10/306296 (0.0%)	0.71	101/458216 (0.0%)

Chiral center outliers are detected by calculating the chiral volume of a chiral center and verifying if the center is modelled as a planar moiety or with the opposite hand. A planarity outlier is detected by checking planarity of atoms in a peptide group, atoms in a mainchain group or atoms of a sidechain that are expected to be planar.

Mol	Chain	#Chirality outliers	#Planarity outliers
5	2F	0	1
41	2j	0	1
All	All	0	2

The worst 5 of 10 bond length outliers are listed below:

Mol	Chain	Res	Type	Atoms	Z	Observed(Å)	Ideal(Å)
33	2b	92	TYR	CD1-CE1	58.43	2.27	1.39
33	2b	92	TYR	CD2-CE2	54.24	2.20	1.39
33	2b	92	TYR	CE2-CZ	42.19	1.93	1.38
33	2b	92	TYR	CE1-CZ	41.20	1.92	1.38
33	2b	92	TYR	CG-CD1	33.29	1.82	1.39

The worst 5 of 101 bond angle outliers are listed below:

Mol	Chain	Res	Type	Atoms	Z	Observed(°)	Ideal(°)
33	2b	150	SER	C-N-CA	16.60	157.16	122.30
32	2a	1102	C	N1-C2-O2	14.44	127.57	118.90
32	2a	1137	G	N3-C2-N2	13.03	129.02	119.90
32	2a	1137	G	N1-C2-N2	-12.03	105.38	116.20
32	2a	1137	G	C4-N9-C1'	11.15	141.00	126.50

There are no chirality outliers.

All (2) planarity outliers are listed below:

Mol	Chain	Res	Type	Group
5	2F	20	LEU	Peptide
41	2j	32	ALA	Peptide

5.2 Too-close contacts [\(i\)](#)

Due to software issues we are unable to calculate clashes - this section is therefore empty.

5.3 Torsion angles [\(i\)](#)

5.3.1 Protein backbone [\(i\)](#)

In the following table, the Percentiles column shows the percent Ramachandran outliers of the chain as a percentile score with respect to all X-ray entries followed by that with respect to entries of similar resolution.

The Analysed column shows the number of residues for which the backbone conformation was analysed, and the total number of residues.

Mol	Chain	Analysed	Favoured	Allowed	Outliers	Percentiles	
3	1D	273/276 (99%)	262 (96%)	11 (4%)	0	100	100
3	2D	273/276 (99%)	262 (96%)	10 (4%)	1 (0%)	34	66
4	1E	202/206 (98%)	194 (96%)	7 (4%)	1 (0%)	29	61
4	2E	202/206 (98%)	196 (97%)	5 (2%)	1 (0%)	29	61
5	1F	201/210 (96%)	193 (96%)	7 (4%)	1 (0%)	29	61
5	2F	201/210 (96%)	194 (96%)	6 (3%)	1 (0%)	29	61
6	1G	179/182 (98%)	161 (90%)	14 (8%)	4 (2%)	6	24
6	2G	179/182 (98%)	159 (89%)	16 (9%)	4 (2%)	6	24
7	1H	172/180 (96%)	156 (91%)	14 (8%)	2 (1%)	13	40
7	2H	172/180 (96%)	157 (91%)	13 (8%)	2 (1%)	13	40
8	1I	144/148 (97%)	124 (86%)	15 (10%)	5 (4%)	3	14
8	2I	144/148 (97%)	123 (85%)	19 (13%)	2 (1%)	11	36
9	1N	138/140 (99%)	135 (98%)	3 (2%)	0	100	100
9	2N	138/140 (99%)	133 (96%)	4 (3%)	1 (1%)	22	54
10	1O	120/122 (98%)	116 (97%)	4 (3%)	0	100	100
10	2O	120/122 (98%)	116 (97%)	4 (3%)	0	100	100
11	1P	147/150 (98%)	137 (93%)	9 (6%)	1 (1%)	22	54
11	2P	147/150 (98%)	136 (92%)	10 (7%)	1 (1%)	22	54
12	1Q	139/141 (99%)	131 (94%)	8 (6%)	0	100	100
12	2Q	139/141 (99%)	130 (94%)	8 (6%)	1 (1%)	22	54
13	1R	116/118 (98%)	111 (96%)	5 (4%)	0	100	100
13	2R	116/118 (98%)	111 (96%)	5 (4%)	0	100	100
14	1S	108/112 (96%)	99 (92%)	8 (7%)	1 (1%)	17	48
14	2S	108/112 (96%)	97 (90%)	6 (6%)	5 (5%)	2	9
15	1T	129/146 (88%)	125 (97%)	4 (3%)	0	100	100
15	2T	129/146 (88%)	124 (96%)	5 (4%)	0	100	100
16	1U	114/118 (97%)	113 (99%)	1 (1%)	0	100	100
16	2U	114/118 (97%)	112 (98%)	2 (2%)	0	100	100
17	1V	99/101 (98%)	95 (96%)	3 (3%)	1 (1%)	15	45
17	2V	99/101 (98%)	96 (97%)	2 (2%)	1 (1%)	15	45

Continued on next page...

Continued from previous page...

Mol	Chain	Analysed	Favoured	Allowed	Outliers	Percentiles	
18	1W	110/113 (97%)	110 (100%)	0	0	100	100
18	2W	110/113 (97%)	110 (100%)	0	0	100	100
19	1X	93/96 (97%)	92 (99%)	0	1 (1%)	14	42
19	2X	93/96 (97%)	91 (98%)	0	2 (2%)	6	24
20	1Y	105/110 (96%)	98 (93%)	5 (5%)	2 (2%)	8	28
20	2Y	105/110 (96%)	100 (95%)	5 (5%)	0	100	100
21	1Z	184/206 (89%)	172 (94%)	12 (6%)	0	100	100
21	2Z	184/206 (89%)	172 (94%)	11 (6%)	1 (0%)	29	61
22	10	73/85 (86%)	69 (94%)	3 (4%)	1 (1%)	11	36
22	20	73/85 (86%)	69 (94%)	4 (6%)	0	100	100
23	11	95/98 (97%)	93 (98%)	2 (2%)	0	100	100
23	21	95/98 (97%)	92 (97%)	2 (2%)	1 (1%)	14	42
24	12	68/72 (94%)	67 (98%)	1 (2%)	0	100	100
24	22	68/72 (94%)	67 (98%)	1 (2%)	0	100	100
25	13	57/60 (95%)	55 (96%)	2 (4%)	0	100	100
25	23	57/60 (95%)	55 (96%)	2 (4%)	0	100	100
26	14	67/71 (94%)	51 (76%)	8 (12%)	8 (12%)	0	1
26	24	67/71 (94%)	53 (79%)	7 (10%)	7 (10%)	0	1
27	15	57/60 (95%)	55 (96%)	2 (4%)	0	100	100
27	25	57/60 (95%)	55 (96%)	2 (4%)	0	100	100
28	16	51/54 (94%)	50 (98%)	1 (2%)	0	100	100
28	26	51/54 (94%)	50 (98%)	1 (2%)	0	100	100
29	17	46/49 (94%)	46 (100%)	0	0	100	100
29	27	46/49 (94%)	44 (96%)	1 (2%)	1 (2%)	6	24
30	18	62/65 (95%)	61 (98%)	1 (2%)	0	100	100
30	28	62/65 (95%)	61 (98%)	1 (2%)	0	100	100
31	19	35/37 (95%)	35 (100%)	0	0	100	100
31	29	35/37 (95%)	35 (100%)	0	0	100	100
33	1b	229/256 (90%)	195 (85%)	28 (12%)	6 (3%)	5	20
33	2b	229/256 (90%)	190 (83%)	33 (14%)	6 (3%)	5	20
34	1c	204/239 (85%)	171 (84%)	30 (15%)	3 (2%)	10	34

Continued on next page...

Continued from previous page...

Mol	Chain	Analysed	Favoured	Allowed	Outliers	Percentiles	
34	2c	204/239 (85%)	169 (83%)	29 (14%)	6 (3%)	4	18
35	1d	206/209 (99%)	187 (91%)	16 (8%)	3 (2%)	10	34
35	2d	206/209 (99%)	189 (92%)	14 (7%)	3 (2%)	10	34
36	1e	146/162 (90%)	128 (88%)	16 (11%)	2 (1%)	11	36
36	2e	146/162 (90%)	130 (89%)	13 (9%)	3 (2%)	7	26
37	1f	98/101 (97%)	93 (95%)	5 (5%)	0	100	100
37	2f	98/101 (97%)	94 (96%)	4 (4%)	0	100	100
38	1g	153/156 (98%)	139 (91%)	12 (8%)	2 (1%)	12	37
38	2g	153/156 (98%)	138 (90%)	13 (8%)	2 (1%)	12	37
39	1h	135/138 (98%)	131 (97%)	4 (3%)	0	100	100
39	2h	135/138 (98%)	129 (96%)	6 (4%)	0	100	100
40	1i	125/128 (98%)	107 (86%)	16 (13%)	2 (2%)	9	32
40	2i	125/128 (98%)	108 (86%)	16 (13%)	1 (1%)	19	51
41	1j	95/105 (90%)	83 (87%)	9 (10%)	3 (3%)	4	16
41	2j	94/105 (90%)	85 (90%)	8 (8%)	1 (1%)	14	42
42	1k	112/129 (87%)	101 (90%)	10 (9%)	1 (1%)	17	48
42	2k	112/129 (87%)	102 (91%)	9 (8%)	1 (1%)	17	48
43	1l	120/132 (91%)	113 (94%)	7 (6%)	0	100	100
43	2l	120/132 (91%)	113 (94%)	7 (6%)	0	100	100
44	1m	116/126 (92%)	103 (89%)	12 (10%)	1 (1%)	17	48
44	2m	114/126 (90%)	100 (88%)	12 (10%)	2 (2%)	8	29
45	1n	58/61 (95%)	54 (93%)	2 (3%)	2 (3%)	3	15
45	2n	58/61 (95%)	54 (93%)	3 (5%)	1 (2%)	9	31
46	1o	86/89 (97%)	83 (96%)	2 (2%)	1 (1%)	13	40
46	2o	86/89 (97%)	81 (94%)	3 (4%)	2 (2%)	6	23
47	1p	80/88 (91%)	66 (82%)	14 (18%)	0	100	100
47	2p	80/88 (91%)	69 (86%)	11 (14%)	0	100	100
48	1q	97/105 (92%)	92 (95%)	4 (4%)	1 (1%)	15	45
48	2q	97/105 (92%)	93 (96%)	4 (4%)	0	100	100
49	1r	66/88 (75%)	61 (92%)	5 (8%)	0	100	100
49	2r	66/88 (75%)	61 (92%)	5 (8%)	0	100	100

Continued on next page...

Continued from previous page...

Mol	Chain	Analysed	Favoured	Allowed	Outliers	Percentiles	
50	1s	82/93 (88%)	70 (85%)	12 (15%)	0	100	100
50	2s	81/93 (87%)	66 (82%)	15 (18%)	0	100	100
51	1t	94/106 (89%)	84 (89%)	7 (7%)	3 (3%)	4	16
51	2t	94/106 (89%)	83 (88%)	7 (7%)	4 (4%)	2	10
52	1u	21/27 (78%)	18 (86%)	3 (14%)	0	100	100
52	2u	21/27 (78%)	18 (86%)	3 (14%)	0	100	100
55	1z	11/19 (58%)	11 (100%)	0	0	100	100
55	2z	11/19 (58%)	11 (100%)	0	0	100	100
All	All	11432/12166 (94%)	10579 (92%)	731 (6%)	122 (1%)	14	42

5 of 122 Ramachandran outliers are listed below:

Mol	Chain	Res	Type
6	1G	126	ASP
7	1H	126	PRO
14	1S	60	GLY
22	10	13	GLY
26	14	45	GLY

5.3.2 Protein sidechains [i](#)

In the following table, the Percentiles column shows the percent sidechain outliers of the chain as a percentile score with respect to all X-ray entries followed by that with respect to entries of similar resolution.

The Analysed column shows the number of residues for which the sidechain conformation was analysed, and the total number of residues.

Mol	Chain	Analysed	Rotameric	Outliers	Percentiles	
3	1D	215/218 (99%)	197 (92%)	18 (8%)	11	31
3	2D	216/218 (99%)	198 (92%)	18 (8%)	11	32
4	1E	164/166 (99%)	147 (90%)	17 (10%)	7	21
4	2E	164/166 (99%)	146 (89%)	18 (11%)	6	19
5	1F	160/166 (96%)	148 (92%)	12 (8%)	13	37
5	2F	159/166 (96%)	146 (92%)	13 (8%)	11	32
6	1G	143/156 (92%)	129 (90%)	14 (10%)	8	24
6	2G	142/156 (91%)	126 (89%)	16 (11%)	6	18

Continued on next page...

Continued from previous page...

Mol	Chain	Analysed	Rotameric	Outliers	Percentiles	
7	1H	144/148 (97%)	135 (94%)	9 (6%)	18	46
7	2H	144/148 (97%)	135 (94%)	9 (6%)	18	46
8	1I	110/124 (89%)	92 (84%)	18 (16%)	2	7
8	2I	104/124 (84%)	97 (93%)	7 (7%)	16	43
9	1N	118/119 (99%)	107 (91%)	11 (9%)	9	27
9	2N	118/119 (99%)	108 (92%)	10 (8%)	10	31
10	1O	100/100 (100%)	95 (95%)	5 (5%)	24	57
10	2O	100/100 (100%)	92 (92%)	8 (8%)	12	33
11	1P	116/116 (100%)	103 (89%)	13 (11%)	6	18
11	2P	115/116 (99%)	100 (87%)	15 (13%)	4	12
12	1Q	111/111 (100%)	103 (93%)	8 (7%)	14	39
12	2Q	111/111 (100%)	102 (92%)	9 (8%)	11	33
13	1R	101/101 (100%)	88 (87%)	13 (13%)	4	13
13	2R	101/101 (100%)	87 (86%)	14 (14%)	3	10
14	1S	87/88 (99%)	80 (92%)	7 (8%)	12	33
14	2S	85/88 (97%)	73 (86%)	12 (14%)	3	10
15	1T	115/127 (91%)	104 (90%)	11 (10%)	8	25
15	2T	113/127 (89%)	103 (91%)	10 (9%)	10	30
16	1U	93/94 (99%)	82 (88%)	11 (12%)	5	16
16	2U	93/94 (99%)	86 (92%)	7 (8%)	13	37
17	1V	80/82 (98%)	66 (82%)	14 (18%)	2	6
17	2V	80/82 (98%)	69 (86%)	11 (14%)	3	10
18	1W	90/92 (98%)	84 (93%)	6 (7%)	16	43
18	2W	90/92 (98%)	83 (92%)	7 (8%)	12	34
19	1X	77/78 (99%)	75 (97%)	2 (3%)	46	77
19	2X	77/78 (99%)	74 (96%)	3 (4%)	32	66
20	1Y	85/91 (93%)	81 (95%)	4 (5%)	26	59
20	2Y	85/91 (93%)	79 (93%)	6 (7%)	14	40
21	1Z	159/179 (89%)	144 (91%)	15 (9%)	8	26
21	2Z	156/179 (87%)	138 (88%)	18 (12%)	5	17
22	10	60/67 (90%)	55 (92%)	5 (8%)	11	32

Continued on next page...

Continued from previous page...

Mol	Chain	Analysed	Rotameric	Outliers	Percentiles	
22	20	60/67 (90%)	58 (97%)	2 (3%)	38	72
23	11	80/83 (96%)	75 (94%)	5 (6%)	18	46
23	21	80/83 (96%)	74 (92%)	6 (8%)	13	37
24	12	65/67 (97%)	57 (88%)	8 (12%)	4	14
24	22	65/67 (97%)	60 (92%)	5 (8%)	13	35
25	13	51/52 (98%)	47 (92%)	4 (8%)	12	34
25	23	50/52 (96%)	47 (94%)	3 (6%)	19	49
26	14	60/63 (95%)	50 (83%)	10 (17%)	2	6
26	24	53/63 (84%)	45 (85%)	8 (15%)	3	9
27	15	50/52 (96%)	48 (96%)	2 (4%)	31	65
27	25	50/52 (96%)	47 (94%)	3 (6%)	19	49
28	16	51/52 (98%)	49 (96%)	2 (4%)	32	66
28	26	50/52 (96%)	48 (96%)	2 (4%)	31	65
29	17	41/42 (98%)	38 (93%)	3 (7%)	14	38
29	27	41/42 (98%)	40 (98%)	1 (2%)	49	79
30	18	54/55 (98%)	48 (89%)	6 (11%)	6	19
30	28	54/55 (98%)	51 (94%)	3 (6%)	21	52
31	19	34/34 (100%)	34 (100%)	0	100	100
31	29	34/34 (100%)	33 (97%)	1 (3%)	42	76
33	1b	177/220 (80%)	148 (84%)	29 (16%)	2	7
33	2b	158/220 (72%)	130 (82%)	28 (18%)	2	5
34	1c	127/188 (68%)	116 (91%)	11 (9%)	10	30
34	2c	108/188 (57%)	92 (85%)	16 (15%)	3	9
35	1d	161/181 (89%)	143 (89%)	18 (11%)	6	18
35	2d	164/181 (91%)	146 (89%)	18 (11%)	6	19
36	1e	113/123 (92%)	101 (89%)	12 (11%)	6	20
36	2e	106/123 (86%)	95 (90%)	11 (10%)	7	21
37	1f	83/90 (92%)	78 (94%)	5 (6%)	19	49
37	2f	86/90 (96%)	78 (91%)	8 (9%)	9	27
38	1g	111/127 (87%)	94 (85%)	17 (15%)	2	8
38	2g	107/127 (84%)	97 (91%)	10 (9%)	9	27

Continued on next page...

Continued from previous page...

Mol	Chain	Analysed	Rotameric	Outliers	Percentiles	
39	1h	114/119 (96%)	103 (90%)	11 (10%)	8	25
39	2h	111/119 (93%)	95 (86%)	16 (14%)	3	9
40	1i	89/99 (90%)	78 (88%)	11 (12%)	4	14
40	2i	80/99 (81%)	69 (86%)	11 (14%)	3	10
41	1j	60/92 (65%)	53 (88%)	7 (12%)	5	16
41	2j	62/92 (67%)	49 (79%)	13 (21%)	1	3
42	1k	82/99 (83%)	78 (95%)	4 (5%)	25	57
42	2k	82/99 (83%)	77 (94%)	5 (6%)	18	48
43	1l	95/109 (87%)	87 (92%)	8 (8%)	11	31
43	2l	94/109 (86%)	86 (92%)	8 (8%)	10	31
44	1m	90/101 (89%)	81 (90%)	9 (10%)	7	23
44	2m	87/101 (86%)	79 (91%)	8 (9%)	9	27
45	1n	47/50 (94%)	42 (89%)	5 (11%)	6	20
45	2n	43/50 (86%)	33 (77%)	10 (23%)	1	2
46	1o	75/80 (94%)	65 (87%)	10 (13%)	4	11
46	2o	78/80 (98%)	73 (94%)	5 (6%)	17	45
47	1p	67/74 (90%)	58 (87%)	9 (13%)	4	11
47	2p	68/74 (92%)	61 (90%)	7 (10%)	7	22
48	1q	91/97 (94%)	87 (96%)	4 (4%)	28	61
48	2q	94/97 (97%)	92 (98%)	2 (2%)	53	81
49	1r	59/77 (77%)	51 (86%)	8 (14%)	3	11
49	2r	59/77 (77%)	52 (88%)	7 (12%)	5	15
50	1s	65/80 (81%)	55 (85%)	10 (15%)	2	8
50	2s	67/80 (84%)	61 (91%)	6 (9%)	9	29
51	1t	66/82 (80%)	59 (89%)	7 (11%)	6	20
51	2t	71/82 (87%)	68 (96%)	3 (4%)	30	63
52	1u	16/22 (73%)	16 (100%)	0	100	100
52	2u	18/22 (82%)	18 (100%)	0	100	100
55	1z	13/19 (68%)	13 (100%)	0	100	100
55	2z	13/19 (68%)	13 (100%)	0	100	100
All	All	9161/10104 (91%)	8276 (90%)	885 (10%)	8	25

5 of 885 residues with a non-rotameric sidechain are listed below:

Mol	Chain	Res	Type
3	2D	260	ARG
13	2R	28	LEU
50	2s	18	LYS
39	2h	133	LEU
4	2E	116	VAL

Sometimes sidechains can be flipped to improve hydrogen bonding and reduce clashes. 5 of 128 such sidechains are listed below:

Mol	Chain	Res	Type
43	2l	78	GLN
46	2o	9	GLN
48	1q	16	GLN
43	1l	99	HIS
47	2p	13	HIS

5.3.3 RNA [i](#)

Mol	Chain	Analysed	Backbone Outliers	Pucker Outliers
1	1A	2737/2915 (93%)	357 (13%)	17 (0%)
1	2A	2781/2915 (95%)	405 (14%)	26 (0%)
2	1B	119/121 (98%)	13 (10%)	2 (1%)
2	2B	119/121 (98%)	23 (19%)	2 (1%)
32	1a	1472/1521 (96%)	238 (16%)	0
32	2a	1479/1521 (97%)	240 (16%)	0
53	1v	4/24 (16%)	2 (50%)	0
53	2v	4/24 (16%)	2 (50%)	0
54	1x	75/77 (97%)	26 (34%)	0
54	2x	75/77 (97%)	26 (34%)	0
All	All	8865/9316 (95%)	1332 (15%)	47 (0%)

5 of 1332 RNA backbone outliers are listed below:

Mol	Chain	Res	Type
1	1A	11	U
1	1A	12	A
1	1A	14	G
1	1A	33	C
1	1A	44	C

5 of 47 RNA pucker outliers are listed below:

Mol	Chain	Res	Type
1	2A	1102	A
1	2A	1604	A
1	2A	1114	A
1	2A	1465	U
1	2A	1934	A

5.4 Non-standard residues in protein, DNA, RNA chains [i](#)

8 non-standard protein/DNA/RNA residues are modelled in this entry.

In the following table, the Counts columns list the number of bonds (or angles) for which Mogul statistics could be retrieved, the number of bonds (or angles) that are observed in the model and the number of bonds (or angles) that are defined in the Chemical Component Dictionary. The Link column lists molecule types, if any, to which the group is linked. The Z score for a bond length (or angle) is the number of standard deviations the observed value is removed from the expected value. A bond length (or angle) with $|Z| > 2$ is considered an outlier worth inspection. RMSZ is the root-mean-square of all Z scores of the bond lengths (or angles).

Mol	Type	Chain	Res	Link	Bond lengths			Bond angles		
					Counts	RMSZ	# Z > 2	Counts	RMSZ	# Z > 2
54	PSU	1x	55	54	18,21,22	1.37	3 (16%)	22,30,33	1.76	3 (13%)
54	5MC	1x	32	54	18,22,23	1.00	2 (11%)	26,32,35	1.16	2 (7%)
54	5MU	2x	54	54	19,22,23	1.42	5 (26%)	28,32,35	2.18	6 (21%)
54	5MU	1x	54	54	19,22,23	1.44	6 (31%)	28,32,35	1.86	5 (17%)
54	4SU	2x	8	54	18,21,22	1.91	5 (27%)	26,30,33	1.34	3 (11%)
54	5MC	2x	32	54	18,22,23	0.98	2 (11%)	26,32,35	1.21	3 (11%)
54	PSU	2x	55	54	18,21,22	1.36	2 (11%)	22,30,33	1.78	3 (13%)
54	4SU	1x	8	54	18,21,22	1.98	4 (22%)	26,30,33	1.34	4 (15%)

In the following table, the Chirals column lists the number of chiral outliers, the number of chiral centers analysed, the number of these observed in the model and the number defined in the Chemical Component Dictionary. Similar counts are reported in the Torsion and Rings columns. '2' means no outliers of that kind were identified.

Mol	Type	Chain	Res	Link	Chirals	Torsions	Rings
54	PSU	1x	55	54	-	3/7/25/26	0/2/2/2
54	5MC	1x	32	54	-	0/7/25/26	0/2/2/2
54	5MU	2x	54	54	-	0/7/25/26	0/2/2/2
54	5MU	1x	54	54	-	0/7/25/26	0/2/2/2
54	4SU	2x	8	54	-	0/7/25/26	0/2/2/2
54	5MC	2x	32	54	-	0/7/25/26	0/2/2/2

Continued on next page...

Continued from previous page...

Mol	Type	Chain	Res	Link	Chirals	Torsions	Rings
54	PSU	2x	55	54	-	3/7/25/26	0/2/2/2
54	4SU	1x	8	54	-	0/7/25/26	0/2/2/2

The worst 5 of 29 bond length outliers are listed below:

Mol	Chain	Res	Type	Atoms	Z	Observed(Å)	Ideal(Å)
54	1x	8	4SU	C4-N3	-4.43	1.32	1.37
54	2x	8	4SU	C4-N3	-4.28	1.33	1.37
54	1x	8	4SU	C4-S4	-4.15	1.60	1.68
54	2x	8	4SU	C4-S4	-4.07	1.60	1.68
54	1x	8	4SU	C2-N3	-3.51	1.31	1.38

The worst 5 of 29 bond angle outliers are listed below:

Mol	Chain	Res	Type	Atoms	Z	Observed(°)	Ideal(°)
54	2x	54	5MU	C4-N3-C2	-5.54	120.19	127.35
54	2x	55	PSU	N1-C2-N3	5.53	121.40	115.13
54	1x	55	PSU	N1-C2-N3	5.46	121.32	115.13
54	2x	54	5MU	N3-C2-N1	5.46	122.14	114.89
54	1x	54	5MU	N3-C2-N1	4.57	120.95	114.89

There are no chirality outliers.

5 of 6 torsion outliers are listed below:

Mol	Chain	Res	Type	Atoms
54	1x	55	PSU	C3'-C4'-C5'-O5'
54	2x	55	PSU	C3'-C4'-C5'-O5'
54	1x	55	PSU	O4'-C4'-C5'-O5'
54	2x	55	PSU	O4'-C4'-C5'-O5'
54	1x	55	PSU	C4'-C5'-O5'-P

There are no ring outliers.

No monomer is involved in short contacts.

5.5 Carbohydrates

There are no monosaccharides in this entry.

5.6 Ligand geometry [i](#)

Of 2352 ligands modelled in this entry, 2350 are monoatomic - leaving 2 for Mogul analysis.

In the following table, the Counts columns list the number of bonds (or angles) for which Mogul statistics could be retrieved, the number of bonds (or angles) that are observed in the model and the number of bonds (or angles) that are defined in the Chemical Component Dictionary. The Link column lists molecule types, if any, to which the group is linked. The Z score for a bond length (or angle) is the number of standard deviations the observed value is removed from the expected value. A bond length (or angle) with $|Z| > 2$ is considered an outlier worth inspection. RMSZ is the root-mean-square of all Z scores of the bond lengths (or angles).

Mol	Type	Chain	Res	Link	Bond lengths			Bond angles		
					Counts	RMSZ	$\# Z > 2$	Counts	RMSZ	$\# Z > 2$
58	SF4	2d	501	35	0,12,12	-	-	-		
58	SF4	1d	501	35	0,12,12	-	-	-		

In the following table, the Chirals column lists the number of chiral outliers, the number of chiral centers analysed, the number of these observed in the model and the number defined in the Chemical Component Dictionary. Similar counts are reported in the Torsion and Rings columns. '-' means no outliers of that kind were identified.

Mol	Type	Chain	Res	Link	Chirals	Torsions	Rings
58	SF4	2d	501	35	-	-	0/6/5/5
58	SF4	1d	501	35	-	-	0/6/5/5

There are no bond length outliers.

There are no bond angle outliers.

There are no chirality outliers.

There are no torsion outliers.

There are no ring outliers.

No monomer is involved in short contacts.

5.7 Other polymers [i](#)

There are no such residues in this entry.

5.8 Polymer linkage issues [i](#)

There are no chain breaks in this entry.

6 Fit of model and data i

6.1 Protein, DNA and RNA chains i

In the following table, the column labelled '#RSRZ > 2' contains the number (and percentage) of RSRZ outliers, followed by percent RSRZ outliers for the chain as percentile scores relative to all X-ray entries and entries of similar resolution. The OWAB column contains the minimum, median, 95th percentile and maximum values of the occupancy-weighted average B-factor per residue. The column labelled 'Q < 0.9' lists the number of (and percentage) of residues with an average occupancy less than 0.9.

Mol	Chain	Analysed	<RSRZ>	#RSRZ>2	OWAB(Å ²)	Q<0.9
1	1A	2746/2915 (94%)	0.69	10 (0%) 92 93	24, 41, 87, 115	0
1	2A	2790/2915 (95%)	0.25	16 (0%) 89 89	26, 45, 94, 113	0
2	1B	120/121 (99%)	0.49	0 100 100	40, 66, 79, 96	0
2	2B	120/121 (99%)	-0.13	0 100 100	45, 72, 82, 98	0
3	1D	275/276 (99%)	0.56	2 (0%) 87 87	21, 40, 58, 81	0
3	2D	275/276 (99%)	0.54	13 (4%) 31 28	21, 42, 60, 81	0
4	1E	204/206 (99%)	0.37	1 (0%) 91 91	17, 37, 64, 79	0
4	2E	204/206 (99%)	0.40	4 (1%) 65 63	26, 52, 72, 83	0
5	1F	203/210 (96%)	0.39	0 100 100	22, 50, 77, 92	0
5	2F	203/210 (96%)	0.13	4 (1%) 65 63	25, 54, 78, 92	0
6	1G	181/182 (99%)	0.20	2 (1%) 80 80	54, 71, 84, 98	0
6	2G	181/182 (99%)	0.83	28 (15%) 2 1	59, 76, 88, 99	0
7	1H	174/180 (96%)	0.37	1 (0%) 89 89	49, 64, 79, 86	0
7	2H	174/180 (96%)	0.51	20 (11%) 4 3	52, 70, 82, 88	0
8	1I	146/148 (98%)	0.12	2 (1%) 75 75	47, 75, 87, 93	0
8	2I	146/148 (98%)	0.30	8 (5%) 25 21	48, 77, 87, 93	0
9	1N	140/140 (100%)	0.60	0 100 100	30, 46, 70, 78	0
9	2N	140/140 (100%)	0.27	0 100 100	33, 50, 72, 80	0
10	1O	122/122 (100%)	0.54	2 (1%) 72 71	31, 42, 64, 70	0
10	2O	122/122 (100%)	0.24	1 (0%) 86 86	34, 45, 64, 71	0
11	1P	149/150 (99%)	0.52	2 (1%) 77 77	25, 53, 75, 85	0
11	2P	149/150 (99%)	0.72	12 (8%) 12 9	29, 57, 77, 87	0
12	1Q	141/141 (100%)	0.57	3 (2%) 63 61	32, 50, 65, 84	0
12	2Q	141/141 (100%)	0.31	4 (2%) 53 49	36, 53, 68, 84	0

Continued on next page...

Continued from previous page...

Mol	Chain	Analysed	<RSRZ>	#RSRZ>2	OWAB(Å ²)	Q<0.9
13	1R	118/118 (100%)	0.52	0 100 100	27, 40, 56, 67	0
13	2R	118/118 (100%)	0.47	4 (3%) 45 40	29, 43, 57, 69	0
14	1S	110/112 (98%)	0.29	0 100 100	49, 63, 74, 82	0
14	2S	110/112 (98%)	0.08	3 (2%) 54 50	54, 67, 78, 84	0
15	1T	131/146 (89%)	0.38	0 100 100	35, 48, 80, 88	0
15	2T	131/146 (89%)	0.23	1 (0%) 86 86	37, 50, 78, 87	0
16	1U	116/118 (98%)	0.61	0 100 100	29, 39, 57, 78	0
16	2U	116/118 (98%)	0.23	0 100 100	31, 44, 61, 78	0
17	1V	101/101 (100%)	0.44	0 100 100	30, 51, 69, 78	0
17	2V	101/101 (100%)	-0.08	3 (2%) 50 45	33, 57, 72, 79	0
18	1W	112/113 (99%)	0.54	2 (1%) 68 67	28, 37, 59, 90	0
18	2W	112/113 (99%)	0.24	2 (1%) 68 67	30, 40, 60, 90	0
19	1X	95/96 (98%)	0.55	1 (1%) 80 80	31, 47, 68, 80	0
19	2X	95/96 (98%)	0.22	3 (3%) 47 43	35, 50, 70, 81	0
20	1Y	107/110 (97%)	0.18	1 (0%) 84 84	31, 49, 74, 84	0
20	2Y	107/110 (97%)	0.72	6 (5%) 24 20	55, 72, 84, 96	0
21	1Z	186/206 (90%)	-0.06	0 100 100	40, 62, 79, 96	0
21	2Z	186/206 (90%)	0.26	6 (3%) 47 43	67, 81, 94, 101	0
22	10	75/85 (88%)	0.34	0 100 100	23, 38, 53, 67	0
22	20	75/85 (88%)	1.17	11 (14%) 2 1	43, 63, 73, 78	0
23	11	97/98 (98%)	0.59	2 (2%) 63 61	21, 42, 71, 80	0
23	21	97/98 (98%)	0.52	6 (6%) 20 16	33, 54, 77, 86	0
24	12	70/72 (97%)	0.53	3 (4%) 35 31	42, 59, 74, 89	0
24	22	70/72 (97%)	-0.03	1 (1%) 75 75	46, 63, 75, 87	0
25	13	59/60 (98%)	0.45	0 100 100	32, 46, 67, 80	0
25	23	59/60 (98%)	0.39	0 100 100	36, 49, 72, 82	0
26	14	69/71 (97%)	0.31	7 (10%) 7 5	68, 84, 100, 103	0
26	24	69/71 (97%)	0.77	10 (14%) 2 1	73, 86, 100, 104	0
27	15	59/60 (98%)	0.54	1 (1%) 70 69	21, 40, 60, 78	0
27	25	59/60 (98%)	0.19	0 100 100	24, 43, 62, 79	0
28	16	53/54 (98%)	0.23	0 100 100	36, 48, 63, 68	0

Continued on next page...

Continued from previous page...

Mol	Chain	Analysed	<RSRZ>	#RSRZ>2	OWAB(Å ²)	Q<0.9
28	26	53/54 (98%)	0.05	1 (1%) 66 65	39, 51, 65, 70	0
29	17	48/49 (97%)	1.23	6 (12%) 3 3	26, 31, 67, 76	0
29	27	48/49 (97%)	1.11	7 (14%) 2 1	28, 33, 67, 78	0
30	18	64/65 (98%)	0.72	0 100 100	32, 40, 51, 64	0
30	28	64/65 (98%)	1.16	9 (14%) 2 2	34, 43, 54, 67	0
31	19	37/37 (100%)	0.64	0 100 100	40, 49, 66, 69	0
31	29	37/37 (100%)	0.77	2 (5%) 25 22	44, 53, 67, 71	0
32	1a	1477/1521 (97%)	0.32	17 (1%) 79 79	33, 72, 99, 116	0
32	2a	1483/1521 (97%)	0.35	20 (1%) 77 77	43, 78, 102, 119	0
33	1b	231/256 (90%)	0.12	7 (3%) 50 45	60, 83, 95, 105	0
33	2b	231/256 (90%)	0.78	30 (12%) 3 2	71, 88, 97, 101	0
34	1c	206/239 (86%)	0.84	36 (17%) 1 1	70, 84, 91, 99	0
34	2c	206/239 (86%)	0.82	42 (20%) 1 0	72, 86, 93, 100	0
35	1d	208/209 (99%)	1.28	59 (28%) 0 0	55, 78, 91, 101	0
35	2d	208/209 (99%)	0.66	21 (10%) 7 5	58, 75, 87, 90	0
36	1e	148/162 (91%)	0.61	8 (5%) 25 22	47, 65, 77, 94	0
36	2e	148/162 (91%)	0.59	9 (6%) 21 17	56, 74, 86, 91	0
37	1f	100/101 (99%)	0.36	5 (5%) 28 25	57, 75, 85, 89	0
37	2f	100/101 (99%)	-0.20	0 100 100	60, 76, 86, 90	0
38	1g	155/156 (99%)	0.55	15 (9%) 7 6	66, 80, 93, 101	0
38	2g	155/156 (99%)	0.42	15 (9%) 7 6	69, 81, 94, 99	0
39	1h	137/138 (99%)	0.72	17 (12%) 4 3	56, 68, 80, 85	0
39	2h	137/138 (99%)	0.61	13 (9%) 8 6	58, 75, 83, 89	0
40	1i	127/128 (99%)	1.44	40 (31%) 0 0	66, 87, 94, 99	0
40	2i	127/128 (99%)	2.37	67 (52%) 0 0	65, 88, 96, 100	0
41	1j	97/105 (92%)	1.16	26 (26%) 0 0	65, 86, 96, 104	0
41	2j	96/105 (91%)	1.53	32 (33%) 0 0	75, 92, 99, 103	0
42	1k	114/129 (88%)	0.42	4 (3%) 44 38	45, 69, 82, 94	0
42	2k	114/129 (88%)	0.37	8 (7%) 16 12	52, 76, 88, 91	0
43	1l	122/132 (92%)	0.53	12 (9%) 7 5	47, 65, 76, 88	0
43	2l	122/132 (92%)	0.88	15 (12%) 4 3	52, 66, 77, 85	0

Continued on next page...

Continued from previous page...

Mol	Chain	Analysed	<RSRZ>	#RSRZ>2	OWAB(Å ²)	Q<0.9
44	1m	118/126 (93%)	0.44	6 (5%) 28 24	64, 82, 89, 95	0
44	2m	116/126 (92%)	0.52	15 (12%) 3 2	66, 84, 91, 94	0
45	1n	60/61 (98%)	2.36	37 (61%) 0 0	69, 81, 88, 93	0
45	2n	60/61 (98%)	2.74	39 (65%) 0 0	71, 83, 89, 95	0
46	1o	88/89 (98%)	0.27	1 (1%) 80 80	49, 68, 84, 91	0
46	2o	88/89 (98%)	0.28	4 (4%) 33 29	56, 73, 85, 94	0
47	1p	82/88 (93%)	1.17	17 (20%) 1 0	66, 79, 92, 96	0
47	2p	82/88 (93%)	0.75	6 (7%) 15 11	59, 71, 83, 96	0
48	1q	99/105 (94%)	0.59	8 (8%) 12 9	51, 68, 81, 84	0
48	2q	99/105 (94%)	1.09	17 (17%) 1 1	57, 72, 83, 86	0
49	1r	68/88 (77%)	0.39	2 (2%) 51 47	56, 71, 84, 91	0
49	2r	68/88 (77%)	0.69	5 (7%) 14 11	65, 75, 89, 94	0
50	1s	84/93 (90%)	0.00	0 100 100	71, 82, 92, 98	0
50	2s	83/93 (89%)	1.37	22 (26%) 0 0	80, 92, 101, 108	0
51	1t	96/106 (90%)	0.92	20 (20%) 1 0	61, 74, 88, 90	0
51	2t	96/106 (90%)	0.40	3 (3%) 49 44	54, 73, 85, 90	0
52	1u	23/27 (85%)	1.13	5 (21%) 0 0	71, 80, 85, 87	0
52	2u	23/27 (85%)	2.46	12 (52%) 0 0	72, 82, 87, 89	0
53	1v	5/24 (20%)	1.22	1 (20%) 1 0	57, 67, 94, 101	0
53	2v	5/24 (20%)	2.34	3 (60%) 0 0	61, 70, 95, 102	0
54	1x	72/77 (93%)	0.26	0 100 100	35, 68, 87, 102	0
54	2x	72/77 (93%)	0.23	1 (1%) 75 75	38, 72, 89, 103	0
55	1z	13/19 (68%)	0.95	2 (15%) 2 1	26, 37, 63, 72	0
55	2z	13/19 (68%)	1.75	3 (23%) 0 0	28, 39, 65, 74	0
All	All	20522/21482 (95%)	0.50	980 (4%) 30 27	17, 62, 93, 119	0

The worst 5 of 980 RSRZ outliers are listed below:

Mol	Chain	Res	Type	RSRZ
29	17	48	LYS	9.6
40	2i	7	THR	7.9
38	1g	79	ARG	7.8
52	2u	14	TRP	7.7
26	24	49	PHE	7.6

6.2 Non-standard residues in protein, DNA, RNA chains [i](#)

In the following table, the Atoms column lists the number of modelled atoms in the group and the number defined in the chemical component dictionary. The B-factors column lists the minimum, median, 95th percentile and maximum values of B factors of atoms in the group. The column labelled 'Q< 0.9' lists the number of atoms with occupancy less than 0.9.

Mol	Type	Chain	Res	Atoms	RSCC	RSR	B-factors(Å ²)	Q<0.9
54	PSU	2x	55	20/21	0.86	0.13	69,77,85,97	0
54	4SU	2x	8	20/21	0.92	0.15	70,77,94,99	0
54	PSU	1x	55	20/21	0.92	0.18	62,73,83,85	0
54	5MU	2x	54	21/22	0.94	0.17	75,81,92,101	0
54	5MU	1x	54	21/22	0.94	0.17	57,66,80,87	0
54	4SU	1x	8	20/21	0.95	0.20	51,69,76,81	0
54	5MC	2x	32	21/22	0.96	0.22	61,77,79,91	0
54	5MC	1x	32	21/22	0.97	0.20	48,59,69,81	0

6.3 Carbohydrates [i](#)

There are no monosaccharides in this entry.

6.4 Ligands [i](#)

In the following table, the Atoms column lists the number of modelled atoms in the group and the number defined in the chemical component dictionary. The B-factors column lists the minimum, median, 95th percentile and maximum values of B factors of atoms in the group. The column labelled 'Q< 0.9' lists the number of atoms with occupancy less than 0.9.

Mol	Type	Chain	Res	Atoms	RSCC	RSR	B-factors(Å ²)	Q<0.9
56	MG	2A	3210	1/1	0.31	0.17	63,63,63,63	0
56	MG	2A	3455	1/1	0.31	0.26	69,69,69,69	0
56	MG	2a	3030	1/1	0.42	0.26	73,73,73,73	0
56	MG	2A	3061	1/1	0.43	0.28	68,68,68,68	0
56	MG	1A	3429	1/1	0.47	0.32	70,70,70,70	0
56	MG	1A	3145	1/1	0.48	0.19	77,77,77,77	0
56	MG	2A	3443	1/1	0.48	0.23	56,56,56,56	0
56	MG	2a	3014	1/1	0.52	0.12	65,65,65,65	0
56	MG	2a	3031	1/1	0.52	0.17	65,65,65,65	0
56	MG	1A	3521	1/1	0.53	0.33	75,75,75,75	0
56	MG	2a	3185	1/1	0.56	0.16	67,67,67,67	0
56	MG	2a	3254	1/1	0.56	0.23	71,71,71,71	0
56	MG	2G	3001	1/1	0.57	0.18	58,58,58,58	0
56	MG	1A	3023	1/1	0.58	0.20	50,50,50,50	0

Continued on next page...

Continued from previous page...

Mol	Type	Chain	Res	Atoms	RSCC	RSR	B-factors(\AA^2)	Q<0.9
56	MG	1A	3034	1/1	0.59	0.24	73,73,73,73	0
56	MG	1A	3164	1/1	0.59	0.15	64,64,64,64	0
56	MG	1A	3032	1/1	0.60	0.16	63,63,63,63	0
56	MG	2B	3001	1/1	0.60	0.20	65,65,65,65	0
56	MG	2A	3365	1/1	0.62	0.13	63,63,63,63	0
56	MG	2a	3235	1/1	0.62	0.14	68,68,68,68	0
56	MG	1A	3417	1/1	0.62	0.47	58,58,58,58	0
56	MG	2A	3381	1/1	0.63	0.20	64,64,64,64	0
56	MG	1A	3392	1/1	0.63	0.76	52,52,52,52	0
56	MG	2A	3445	1/1	0.63	0.16	71,71,71,71	0
56	MG	1A	3520	1/1	0.63	0.14	75,75,75,75	0
56	MG	1A	3527	1/1	0.64	0.19	41,41,41,41	0
56	MG	2a	3043	1/1	0.64	0.20	65,65,65,65	0
56	MG	2a	3073	1/1	0.64	0.14	61,61,61,61	0
56	MG	2A	3145	1/1	0.64	0.22	77,77,77,77	0
56	MG	1A	3780	1/1	0.64	0.14	43,43,43,43	0
56	MG	1k	3001	1/1	0.64	0.17	70,70,70,70	0
56	MG	1f	3001	1/1	0.65	0.13	68,68,68,68	0
56	MG	2a	3075	1/1	0.65	0.16	72,72,72,72	0
56	MG	1A	3126	1/1	0.65	0.17	53,53,53,53	0
56	MG	1A	3070	1/1	0.65	0.17	72,72,72,72	0
56	MG	1a	1676	1/1	0.65	0.11	74,74,74,74	0
56	MG	15	101	1/1	0.66	0.48	58,58,58,58	0
56	MG	2A	3113	1/1	0.66	0.18	64,64,64,64	0
56	MG	1A	3057	1/1	0.66	0.70	50,50,50,50	0
56	MG	1A	3035	1/1	0.66	0.66	53,53,53,53	0
56	MG	1A	3394	1/1	0.66	0.46	56,56,56,56	0
56	MG	1A	3082	1/1	0.67	0.17	56,56,56,56	0
56	MG	1a	1732	1/1	0.67	0.24	74,74,74,74	0
56	MG	2A	3501	1/1	0.68	0.15	85,85,85,85	0
56	MG	2a	3096	1/1	0.68	0.22	80,80,80,80	0
56	MG	2a	3161	1/1	0.68	0.12	102,102,102,102	0
56	MG	2A	3213	1/1	0.68	0.15	59,59,59,59	0
56	MG	2a	3214	1/1	0.68	0.20	97,97,97,97	0
56	MG	1F	307	1/1	0.68	0.26	59,59,59,59	0
56	MG	1A	3132	1/1	0.68	0.73	51,51,51,51	0
56	MG	2A	3036	1/1	0.69	0.10	74,74,74,74	0
56	MG	1A	3445	1/1	0.69	0.29	63,63,63,63	0
56	MG	2A	3076	1/1	0.69	0.20	60,60,60,60	0
56	MG	2A	3401	1/1	0.69	0.14	48,48,48,48	0
56	MG	1A	3166	1/1	0.69	0.15	55,55,55,55	0
56	MG	1P	201	1/1	0.69	0.40	47,47,47,47	0

Continued on next page...

Continued from previous page...

Mol	Type	Chain	Res	Atoms	RSCC	RSR	B-factors(\AA^2)	Q<0.9
56	MG	1A	3552	1/1	0.69	0.22	50,50,50,50	0
56	MG	2a	3072	1/1	0.69	0.12	77,77,77,77	0
56	MG	1A	3338	1/1	0.70	0.34	54,54,54,54	0
56	MG	1A	3399	1/1	0.70	0.30	58,58,58,58	0
56	MG	1A	3815	1/1	0.70	0.13	67,67,67,67	0
56	MG	1A	3349	1/1	0.70	0.17	73,73,73,73	0
56	MG	2A	3460	1/1	0.70	0.10	54,54,54,54	0
56	MG	1A	3296	1/1	0.70	0.18	55,55,55,55	0
56	MG	2A	3515	1/1	0.70	0.09	63,63,63,63	0
56	MG	2A	3352	1/1	0.70	0.16	68,68,68,68	0
56	MG	2A	3353	1/1	0.70	0.14	61,61,61,61	0
56	MG	1T	203	1/1	0.70	0.18	61,61,61,61	0
56	MG	12	3001	1/1	0.70	0.39	61,61,61,61	0
56	MG	2a	3070	1/1	0.71	0.14	69,69,69,69	0
56	MG	1A	3560	1/1	0.71	0.13	45,45,45,45	0
56	MG	1A	3498	1/1	0.71	0.37	67,67,67,67	0
56	MG	1A	3508	1/1	0.71	0.43	57,57,57,57	0
56	MG	2a	3092	1/1	0.71	0.19	87,87,87,87	0
56	MG	1A	3961	1/1	0.71	0.22	60,60,60,60	0
56	MG	2a	3159	1/1	0.71	0.20	85,85,85,85	0
56	MG	1D	304	1/1	0.71	0.53	58,58,58,58	0
56	MG	2A	3122	1/1	0.71	0.18	66,66,66,66	0
56	MG	1A	3357	1/1	0.71	0.21	68,68,68,68	0
56	MG	2A	3195	1/1	0.71	0.16	48,48,48,48	0
56	MG	1N	3002	1/1	0.71	0.51	48,48,48,48	0
56	MG	1A	3977	1/1	0.72	0.56	53,53,53,53	0
56	MG	2A	3551	1/1	0.72	0.23	57,57,57,57	0
56	MG	1A	3923	1/1	0.72	0.24	53,53,53,53	0
56	MG	1a	1873	1/1	0.72	0.09	52,52,52,52	0
56	MG	1a	1627	1/1	0.72	0.14	67,67,67,67	0
56	MG	2a	3255	1/1	0.72	0.18	70,70,70,70	0
56	MG	2a	3259	1/1	0.72	0.23	56,56,56,56	0
56	MG	1A	3439	1/1	0.73	0.12	51,51,51,51	0
56	MG	2F	304	1/1	0.73	0.24	53,53,53,53	0
56	MG	1A	3924	1/1	0.73	0.14	66,66,66,66	0
56	MG	2a	3008	1/1	0.73	0.19	67,67,67,67	0
56	MG	2A	3008	1/1	0.73	0.12	64,64,64,64	0
56	MG	1A	3442	1/1	0.73	0.38	58,58,58,58	0
56	MG	1a	1705	1/1	0.73	0.09	73,73,73,73	0
56	MG	2A	3326	1/1	0.73	0.21	42,42,42,42	0
56	MG	1A	3165	1/1	0.73	0.26	53,53,53,53	0
56	MG	2A	3106	1/1	0.73	0.14	59,59,59,59	0

Continued on next page...

Continued from previous page...

Mol	Type	Chain	Res	Atoms	RSCC	RSR	B-factors(Å ²)	Q<0.9
56	MG	1A	3433	1/1	0.73	0.15	71,71,71,71	0
56	MG	2A	3117	1/1	0.74	0.14	53,53,53,53	0
56	MG	2A	3011	1/1	0.74	0.35	61,61,61,61	0
56	MG	2A	3027	1/1	0.74	0.90	51,51,51,51	0
56	MG	2a	3116	1/1	0.74	0.12	62,62,62,62	0
56	MG	2A	3194	1/1	0.74	0.14	44,44,44,44	0
56	MG	1a	1751	1/1	0.74	0.18	61,61,61,61	0
56	MG	1A	3043	1/1	0.74	0.37	52,52,52,52	0
56	MG	1a	1677	1/1	0.74	0.11	66,66,66,66	0
56	MG	2A	3258	1/1	0.74	0.13	30,30,30,30	0
56	MG	2A	3287	1/1	0.74	0.14	56,56,56,56	0
56	MG	1a	1623	1/1	0.74	0.19	72,72,72,72	0
56	MG	1A	3111	1/1	0.74	0.22	68,68,68,68	0
56	MG	2A	3001	1/1	0.75	0.21	45,45,45,45	0
56	MG	2A	3334	1/1	0.75	0.18	58,58,58,58	0
56	MG	1A	3464	1/1	0.75	1.11	76,76,76,76	0
56	MG	10	105	1/1	0.75	0.17	53,53,53,53	0
56	MG	2a	3056	1/1	0.75	0.12	85,85,85,85	0
56	MG	1a	1626	1/1	0.75	0.12	80,80,80,80	0
56	MG	2A	3250	1/1	0.75	0.17	64,64,64,64	0
56	MG	2A	3257	1/1	0.75	0.20	62,62,62,62	0
56	MG	1A	3884	1/1	0.75	0.14	53,53,53,53	0
56	MG	1o	3001	1/1	0.75	0.16	74,74,74,74	0
56	MG	2l	201	1/1	0.75	0.10	63,63,63,63	0
56	MG	2A	3483	1/1	0.76	0.18	54,54,54,54	0
56	MG	1A	3833	1/1	0.76	0.15	78,78,78,78	0
56	MG	1A	3838	1/1	0.76	0.22	66,66,66,66	0
56	MG	2A	3229	1/1	0.76	0.22	55,55,55,55	0
56	MG	2A	3091	1/1	0.76	0.23	49,49,49,49	0
56	MG	1A	3513	1/1	0.76	0.34	57,57,57,57	0
56	MG	2a	3256	1/1	0.76	0.13	94,94,94,94	0
56	MG	2a	3156	1/1	0.76	0.10	72,72,72,72	0
56	MG	2a	3261	1/1	0.76	0.24	74,74,74,74	0
56	MG	1A	3385	1/1	0.76	0.19	59,59,59,59	0
56	MG	1a	1723	1/1	0.77	0.16	85,85,85,85	0
56	MG	1Q	3003	1/1	0.77	0.75	51,51,51,51	0
56	MG	1A	3363	1/1	0.77	0.19	68,68,68,68	0
56	MG	1a	1757	1/1	0.77	0.14	63,63,63,63	0
56	MG	1a	1776	1/1	0.77	0.18	69,69,69,69	0
56	MG	1A	3959	1/1	0.77	0.08	79,79,79,79	0
56	MG	1A	3377	1/1	0.77	0.24	61,61,61,61	0
56	MG	2a	3241	1/1	0.77	0.41	95,95,95,95	0

Continued on next page...

Continued from previous page...

Mol	Type	Chain	Res	Atoms	RSCC	RSR	B-factors(Å ²)	Q<0.9
56	MG	2A	3554	1/1	0.77	2.24	51,51,51,51	0
56	MG	2A	3562	1/1	0.77	0.64	49,49,49,49	0
56	MG	1A	3018	1/1	0.77	0.12	59,59,59,59	0
56	MG	1a	1614	1/1	0.77	0.34	68,68,68,68	0
56	MG	1z	101	1/1	0.77	0.40	76,76,76,76	0
56	MG	2a	3100	1/1	0.77	0.15	66,66,66,66	0
57	ZN	24	501	1/1	0.77	0.10	125,125,125,125	0
56	MG	2A	3540	1/1	0.78	0.34	58,58,58,58	0
56	MG	2A	3332	1/1	0.78	0.13	38,38,38,38	0
56	MG	1a	1702	1/1	0.78	0.34	82,82,82,82	0
56	MG	2A	3342	1/1	0.78	0.25	63,63,63,63	0
56	MG	2A	3047	1/1	0.78	0.21	65,65,65,65	0
56	MG	1A	3044	1/1	0.78	1.11	45,45,45,45	0
56	MG	2A	3209	1/1	0.78	0.19	45,45,45,45	0
56	MG	2a	3173	1/1	0.78	0.55	74,74,74,74	0
56	MG	1A	3050	1/1	0.78	0.27	48,48,48,48	0
56	MG	1A	3936	1/1	0.78	0.20	64,64,64,64	0
56	MG	2A	3103	1/1	0.78	0.36	53,53,53,53	0
56	MG	2A	3235	1/1	0.78	0.17	52,52,52,52	0
56	MG	1A	3822	1/1	0.78	0.15	46,46,46,46	0
56	MG	1A	3002	1/1	0.78	0.24	53,53,53,53	0
56	MG	1A	3028	1/1	0.78	0.43	46,46,46,46	0
56	MG	1A	3261	1/1	0.78	0.35	62,62,62,62	0
56	MG	2A	3509	1/1	0.78	0.18	62,62,62,62	0
56	MG	2A	3141	1/1	0.78	0.15	74,74,74,74	0
56	MG	2a	3077	1/1	0.78	0.12	59,59,59,59	0
56	MG	1a	1765	1/1	0.79	0.51	57,57,57,57	0
56	MG	1B	221	1/1	0.79	0.17	68,68,68,68	0
56	MG	2A	3511	1/1	0.79	0.14	52,52,52,52	0
56	MG	2A	3096	1/1	0.79	0.17	40,40,40,40	0
56	MG	1A	3013	1/1	0.79	0.26	70,70,70,70	0
56	MG	2a	3108	1/1	0.79	0.09	62,62,62,62	0
56	MG	1A	3570	1/1	0.79	0.18	66,66,66,66	0
56	MG	2a	3123	1/1	0.79	0.15	81,81,81,81	0
56	MG	2a	3138	1/1	0.79	0.13	81,81,81,81	0
56	MG	1a	1628	1/1	0.79	0.15	61,61,61,61	0
56	MG	1A	3606	1/1	0.79	0.19	32,32,32,32	0
56	MG	1r	3001	1/1	0.79	0.15	69,69,69,69	0
56	MG	2B	3003	1/1	0.79	0.21	73,73,73,73	0
56	MG	2A	3126	1/1	0.79	0.11	50,50,50,50	0
56	MG	1A	3619	1/1	0.79	0.14	48,48,48,48	0
56	MG	1a	1694	1/1	0.79	0.17	78,78,78,78	0

Continued on next page...

Continued from previous page...

Mol	Type	Chain	Res	Atoms	RSCC	RSR	B-factors(\AA^2)	Q<0.9
56	MG	1A	3704	1/1	0.79	0.18	18,18,18,18	0
56	MG	1A	3709	1/1	0.79	0.20	45,45,45,45	0
56	MG	1A	3079	1/1	0.79	0.15	58,58,58,58	0
56	MG	1A	3027	1/1	0.79	0.34	54,54,54,54	0
56	MG	1A	3106	1/1	0.79	0.15	64,64,64,64	0
56	MG	1B	204	1/1	0.79	0.28	54,54,54,54	0
56	MG	2A	3465	1/1	0.79	0.17	31,31,31,31	0
56	MG	2q	202	1/1	0.79	0.25	69,69,69,69	0
56	MG	2A	3074	1/1	0.79	0.27	57,57,57,57	0
56	MG	1a	1822	1/1	0.80	0.15	52,52,52,52	0
56	MG	2a	3058	1/1	0.80	0.18	87,87,87,87	0
56	MG	1A	3778	1/1	0.80	0.20	23,23,23,23	0
56	MG	2A	3388	1/1	0.80	0.21	45,45,45,45	0
56	MG	1a	1609	1/1	0.80	0.20	63,63,63,63	0
56	MG	1A	3119	1/1	0.80	0.35	65,65,65,65	0
56	MG	2A	3131	1/1	0.80	0.17	52,52,52,52	0
56	MG	1A	4017	1/1	0.80	0.93	60,60,60,60	0
56	MG	1A	3451	1/1	0.80	0.88	66,66,66,66	0
56	MG	1A	3327	1/1	0.80	0.13	73,73,73,73	0
56	MG	1A	3083	1/1	0.80	0.32	56,56,56,56	0
56	MG	1A	3575	1/1	0.80	0.21	41,41,41,41	0
56	MG	1F	308	1/1	0.80	0.62	55,55,55,55	0
56	MG	1H	8002	1/1	0.80	0.43	79,79,79,79	0
56	MG	1A	3857	1/1	0.80	0.21	32,32,32,32	0
56	MG	1a	1703	1/1	0.80	0.14	62,62,62,62	0
56	MG	1A	3005	1/1	0.80	0.23	58,58,58,58	0
56	MG	2a	3162	1/1	0.80	0.20	75,75,75,75	0
56	MG	2a	3170	1/1	0.80	0.14	77,77,77,77	0
56	MG	2A	3254	1/1	0.80	0.28	40,40,40,40	0
56	MG	2A	3071	1/1	0.80	0.18	68,68,68,68	0
56	MG	1A	3610	1/1	0.80	0.10	37,37,37,37	0
56	MG	1A	3031	1/1	0.80	0.35	61,61,61,61	0
56	MG	1W	3002	1/1	0.80	0.21	55,55,55,55	0
56	MG	2A	3092	1/1	0.80	0.12	54,54,54,54	0
56	MG	2a	3001	1/1	0.80	0.19	60,60,60,60	0
56	MG	10	101	1/1	0.80	0.14	61,61,61,61	0
56	MG	2a	3011	1/1	0.80	0.23	67,67,67,67	0
56	MG	1A	3440	1/1	0.80	0.10	66,66,66,66	0
56	MG	1A	3396	1/1	0.80	0.24	67,67,67,67	0
56	MG	2A	3110	1/1	0.80	0.17	45,45,45,45	0
56	MG	2A	3364	1/1	0.80	0.15	60,60,60,60	0
56	MG	2a	3023	1/1	0.81	0.17	65,65,65,65	0

Continued on next page...

Continued from previous page...

Mol	Type	Chain	Res	Atoms	RSCC	RSR	B-factors(Å ²)	Q<0.9
56	MG	1A	3290	1/1	0.81	0.49	37,37,37,37	0
56	MG	1a	1773	1/1	0.81	0.22	77,77,77,77	0
56	MG	2a	3038	1/1	0.81	0.17	57,57,57,57	0
56	MG	1a	1775	1/1	0.81	0.34	80,80,80,80	0
56	MG	2a	3052	1/1	0.81	0.08	95,95,95,95	0
56	MG	15	105	1/1	0.81	0.10	49,49,49,49	0
56	MG	1a	1783	1/1	0.81	0.16	57,57,57,57	0
56	MG	1A	3120	1/1	0.81	0.49	41,41,41,41	0
56	MG	1B	213	1/1	0.81	0.18	110,110,110,110	0
56	MG	2A	3389	1/1	0.81	0.24	77,77,77,77	0
56	MG	1b	3002	1/1	0.81	0.12	76,76,76,76	0
56	MG	1A	3322	1/1	0.81	0.64	50,50,50,50	0
56	MG	2a	3091	1/1	0.81	0.24	61,61,61,61	0
56	MG	1A	3372	1/1	0.81	0.53	57,57,57,57	0
56	MG	1A	3408	1/1	0.81	0.25	42,42,42,42	0
56	MG	1A	3450	1/1	0.81	0.19	45,45,45,45	0
56	MG	2A	3187	1/1	0.81	1.31	49,49,49,49	0
56	MG	2A	3473	1/1	0.81	0.14	64,64,64,64	0
56	MG	1t	3001	1/1	0.81	0.14	54,54,54,54	0
56	MG	2a	3125	1/1	0.81	0.10	60,60,60,60	0
56	MG	1A	3409	1/1	0.81	0.12	51,51,51,51	0
56	MG	2a	3152	1/1	0.81	0.15	84,84,84,84	0
56	MG	2a	3153	1/1	0.81	0.11	67,67,67,67	0
56	MG	1A	3197	1/1	0.81	0.13	50,50,50,50	0
56	MG	2a	3157	1/1	0.81	0.14	74,74,74,74	0
56	MG	1N	3006	1/1	0.81	0.64	71,71,71,71	0
56	MG	1A	3467	1/1	0.81	0.22	71,71,71,71	0
56	MG	2A	3228	1/1	0.81	0.19	57,57,57,57	0
56	MG	1A	3421	1/1	0.81	0.14	47,47,47,47	0
56	MG	1A	3499	1/1	0.81	0.16	62,62,62,62	0
56	MG	2a	3180	1/1	0.81	0.18	61,61,61,61	0
56	MG	2A	3240	1/1	0.81	0.15	63,63,63,63	0
56	MG	2a	3210	1/1	0.81	0.11	62,62,62,62	0
56	MG	2A	3564	1/1	0.81	0.19	59,59,59,59	0
56	MG	2A	3039	1/1	0.81	0.20	49,49,49,49	0
56	MG	1a	1717	1/1	0.81	0.10	63,63,63,63	0
56	MG	1A	3953	1/1	0.81	0.30	71,71,71,71	0
56	MG	1A	3665	1/1	0.81	0.20	22,22,22,22	0
56	MG	1a	1745	1/1	0.81	0.18	79,79,79,79	0
56	MG	1A	3095	1/1	0.81	0.29	50,50,50,50	0
56	MG	2A	3087	1/1	0.81	0.21	59,59,59,59	0
56	MG	1A	3511	1/1	0.81	0.13	76,76,76,76	0

Continued on next page...

Continued from previous page...

Mol	Type	Chain	Res	Atoms	RSCC	RSR	B-factors(\AA^2)	Q<0.9
56	MG	2a	3015	1/1	0.81	0.14	67,67,67,67	0
56	MG	2a	3018	1/1	0.81	0.20	49,49,49,49	0
56	MG	1a	1690	1/1	0.82	0.16	63,63,63,63	0
56	MG	1A	3769	1/1	0.82	0.20	90,90,90,90	0
56	MG	2A	3031	1/1	0.82	0.15	51,51,51,51	0
56	MG	2A	3266	1/1	0.82	0.13	71,71,71,71	0
56	MG	2a	3026	1/1	0.82	0.25	64,64,64,64	0
56	MG	2A	3034	1/1	0.82	0.26	54,54,54,54	0
56	MG	1A	3270	1/1	0.82	0.18	34,34,34,34	0
56	MG	2a	3036	1/1	0.82	0.26	72,72,72,72	0
56	MG	1A	3278	1/1	0.82	0.13	56,56,56,56	0
56	MG	1a	1704	1/1	0.82	0.18	54,54,54,54	0
56	MG	2A	3049	1/1	0.82	0.14	52,52,52,52	0
56	MG	1A	3523	1/1	0.82	0.17	59,59,59,59	0
56	MG	1a	1706	1/1	0.82	0.22	64,64,64,64	0
56	MG	2A	3358	1/1	0.82	0.27	59,59,59,59	0
56	MG	1A	3457	1/1	0.82	0.15	72,72,72,72	0
56	MG	1A	3066	1/1	0.82	0.61	53,53,53,53	0
56	MG	1A	3434	1/1	0.82	0.20	70,70,70,70	0
56	MG	1A	3564	1/1	0.82	0.19	35,35,35,35	0
56	MG	2a	3086	1/1	0.82	0.22	64,64,64,64	0
56	MG	1A	3479	1/1	0.82	0.41	38,38,38,38	0
56	MG	2A	3398	1/1	0.82	0.17	50,50,50,50	0
56	MG	1A	3482	1/1	0.82	0.17	48,48,48,48	0
56	MG	1A	3486	1/1	0.82	0.14	67,67,67,67	0
56	MG	2A	3104	1/1	0.82	0.54	54,54,54,54	0
56	MG	1a	1771	1/1	0.82	0.15	63,63,63,63	0
56	MG	1A	3167	1/1	0.82	0.26	35,35,35,35	0
56	MG	1A	3939	1/1	0.82	0.39	69,69,69,69	0
56	MG	1A	3033	1/1	0.82	0.13	57,57,57,57	0
56	MG	1A	3632	1/1	0.82	0.21	25,25,25,25	0
56	MG	2A	3486	1/1	0.82	0.18	57,57,57,57	0
56	MG	2A	3493	1/1	0.82	0.22	58,58,58,58	0
56	MG	1a	1800	1/1	0.82	0.17	57,57,57,57	0
56	MG	1a	1802	1/1	0.82	0.14	76,76,76,76	0
56	MG	2A	3510	1/1	0.82	0.15	34,34,34,34	0
56	MG	1A	3645	1/1	0.82	0.21	23,23,23,23	0
56	MG	2A	3513	1/1	0.82	0.14	61,61,61,61	0
56	MG	1A	3966	1/1	0.82	0.99	47,47,47,47	0
56	MG	1a	1617	1/1	0.82	0.29	78,78,78,78	0
56	MG	1A	3060	1/1	0.82	0.54	67,67,67,67	0
56	MG	1A	3995	1/1	0.82	0.88	42,42,42,42	0

Continued on next page...

Continued from previous page...

Mol	Type	Chain	Res	Atoms	RSCC	RSR	B-factors(Å ²)	Q<0.9
56	MG	2A	3555	1/1	0.82	0.51	36,36,36,36	0
56	MG	1A	3675	1/1	0.82	0.11	79,79,79,79	0
56	MG	1A	3328	1/1	0.82	0.11	65,65,65,65	0
56	MG	1r	3002	1/1	0.82	0.22	55,55,55,55	0
56	MG	2A	3218	1/1	0.82	0.56	62,62,62,62	0
56	MG	2B	3004	1/1	0.82	0.14	75,75,75,75	0
56	MG	1a	1672	1/1	0.82	0.15	58,58,58,58	0
56	MG	1A	3446	1/1	0.82	0.31	62,62,62,62	0
56	MG	1A	3755	1/1	0.82	0.11	66,66,66,66	0
56	MG	2A	3006	1/1	0.82	0.10	64,64,64,64	0
56	MG	1a	1689	1/1	0.82	0.11	65,65,65,65	0
56	MG	2A	3368	1/1	0.83	0.21	29,29,29,29	0
56	MG	2A	3369	1/1	0.83	0.15	31,31,31,31	0
56	MG	1A	3895	1/1	0.83	0.22	24,24,24,24	0
56	MG	1A	3170	1/1	0.83	0.23	44,44,44,44	0
56	MG	2a	3047	1/1	0.83	0.22	63,63,63,63	0
56	MG	1n	502	1/1	0.83	0.23	67,67,67,67	0
56	MG	1A	3516	1/1	0.83	0.26	53,53,53,53	0
56	MG	1A	3647	1/1	0.83	0.22	74,74,74,74	0
56	MG	1A	3648	1/1	0.83	0.13	20,20,20,20	0
56	MG	1A	3427	1/1	0.83	0.15	53,53,53,53	0
56	MG	1A	3459	1/1	0.83	0.41	46,46,46,46	0
56	MG	1A	3105	1/1	0.83	0.22	61,61,61,61	0
56	MG	1A	3352	1/1	0.83	0.12	58,58,58,58	0
56	MG	1A	3547	1/1	0.83	0.17	54,54,54,54	0
56	MG	1A	3470	1/1	0.83	0.13	52,52,52,52	0
56	MG	1A	3226	1/1	0.83	0.10	41,41,41,41	0
56	MG	1A	3361	1/1	0.83	0.19	66,66,66,66	0
56	MG	1A	3405	1/1	0.83	0.14	54,54,54,54	0
56	MG	1A	3230	1/1	0.83	0.55	46,46,46,46	0
56	MG	2A	3232	1/1	0.83	0.23	54,54,54,54	0
56	MG	2A	3038	1/1	0.83	0.11	58,58,58,58	0
56	MG	2A	3239	1/1	0.83	0.11	60,60,60,60	0
56	MG	1B	223	1/1	0.83	0.13	59,59,59,59	0
56	MG	2a	3146	1/1	0.83	0.15	57,57,57,57	0
56	MG	2A	3530	1/1	0.83	0.12	46,46,46,46	0
56	MG	1A	3583	1/1	0.83	0.10	55,55,55,55	0
56	MG	1a	1643	1/1	0.83	0.14	76,76,76,76	0
56	MG	1a	1649	1/1	0.83	0.37	63,63,63,63	0
56	MG	1a	1792	1/1	0.83	0.10	54,54,54,54	0
56	MG	1a	1651	1/1	0.83	0.26	54,54,54,54	0
56	MG	2A	3271	1/1	0.83	0.15	27,27,27,27	0

Continued on next page...

Continued from previous page...

Mol	Type	Chain	Res	Atoms	RSCC	RSR	B-factors(Å ²)	Q<0.9
56	MG	1A	3163	1/1	0.83	0.14	32,32,32,32	0
56	MG	2A	3295	1/1	0.83	0.14	48,48,48,48	0
56	MG	2A	3301	1/1	0.83	0.15	38,38,38,38	0
56	MG	2B	3007	1/1	0.83	0.25	56,56,56,56	0
56	MG	2a	3201	1/1	0.83	0.37	88,88,88,88	0
56	MG	2A	3309	1/1	0.83	0.18	31,31,31,31	0
56	MG	2F	305	1/1	0.83	0.11	41,41,41,41	0
56	MG	2a	3221	1/1	0.83	0.12	66,66,66,66	0
56	MG	2A	3315	1/1	0.83	0.22	55,55,55,55	0
56	MG	2A	3086	1/1	0.83	0.30	49,49,49,49	0
56	MG	1a	1807	1/1	0.83	0.17	60,60,60,60	0
56	MG	1A	3855	1/1	0.83	0.20	84,84,84,84	0
56	MG	1a	1828	1/1	0.83	0.11	61,61,61,61	0
56	MG	1a	1854	1/1	0.83	0.10	82,82,82,82	0
56	MG	1a	1862	1/1	0.83	0.13	65,65,65,65	0
56	MG	1A	3124	1/1	0.83	0.58	56,56,56,56	0
56	MG	2l	203	1/1	0.83	0.23	60,60,60,60	0
56	MG	1a	1876	1/1	0.83	0.12	80,80,80,80	0
56	MG	2x	3002	1/1	0.83	0.14	65,65,65,65	0
56	MG	2x	3003	1/1	0.83	0.12	73,73,73,73	0
56	MG	1A	3420	1/1	0.83	0.11	56,56,56,56	0
56	MG	1a	1721	1/1	0.84	0.14	59,59,59,59	0
56	MG	1A	3509	1/1	0.84	0.23	71,71,71,71	0
56	MG	2A	3371	1/1	0.84	0.13	56,56,56,56	0
56	MG	2A	3380	1/1	0.84	0.27	74,74,74,74	0
56	MG	2a	3044	1/1	0.84	0.21	71,71,71,71	0
56	MG	2a	3046	1/1	0.84	0.09	65,65,65,65	0
56	MG	1a	1724	1/1	0.84	0.09	76,76,76,76	0
56	MG	2A	3142	1/1	0.84	0.20	50,50,50,50	0
56	MG	18	102	1/1	0.84	0.29	57,57,57,57	0
56	MG	2A	3148	1/1	0.84	0.26	63,63,63,63	0
56	MG	2A	3156	1/1	0.84	0.17	49,49,49,49	0
56	MG	2A	3405	1/1	0.84	0.18	63,63,63,63	0
56	MG	2A	3169	1/1	0.84	0.25	33,33,33,33	0
56	MG	1a	1741	1/1	0.84	0.15	63,63,63,63	0
56	MG	1a	1608	1/1	0.84	0.28	59,59,59,59	0
56	MG	2a	3079	1/1	0.84	0.06	69,69,69,69	0
56	MG	2a	3082	1/1	0.84	0.13	61,61,61,61	0
56	MG	1a	1750	1/1	0.84	0.37	64,64,64,64	0
56	MG	1A	3118	1/1	0.84	0.16	68,68,68,68	0
56	MG	2A	3013	1/1	0.84	0.18	68,68,68,68	0
56	MG	1B	209	1/1	0.84	0.33	62,62,62,62	0

Continued on next page...

Continued from previous page...

Mol	Type	Chain	Res	Atoms	RSCC	RSR	B-factors(\AA^2)	Q<0.9
56	MG	1a	1760	1/1	0.84	0.13	85,85,85,85	0
56	MG	1A	3330	1/1	0.84	0.13	41,41,41,41	0
56	MG	1A	3462	1/1	0.84	0.08	57,57,57,57	0
56	MG	1A	3262	1/1	0.84	0.06	66,66,66,66	0
56	MG	1A	3172	1/1	0.84	0.61	44,44,44,44	0
56	MG	2A	3236	1/1	0.84	0.06	91,91,91,91	0
56	MG	2A	3238	1/1	0.84	0.14	60,60,60,60	0
56	MG	2A	3041	1/1	0.84	0.41	53,53,53,53	0
56	MG	1A	3883	1/1	0.84	0.59	58,58,58,58	0
56	MG	2A	3241	1/1	0.84	0.17	65,65,65,65	0
56	MG	1a	1642	1/1	0.84	0.12	69,69,69,69	0
56	MG	2a	3158	1/1	0.84	0.10	74,74,74,74	0
56	MG	1A	3067	1/1	0.84	0.18	46,46,46,46	0
56	MG	1G	3002	1/1	0.84	0.16	61,61,61,61	0
56	MG	2A	3556	1/1	0.84	0.19	62,62,62,62	0
56	MG	1A	3471	1/1	0.84	0.09	74,74,74,74	0
56	MG	1A	3281	1/1	0.84	0.42	53,53,53,53	0
56	MG	2A	3083	1/1	0.84	0.14	49,49,49,49	0
56	MG	1A	3221	1/1	0.84	0.15	37,37,37,37	0
56	MG	1A	3705	1/1	0.84	0.39	34,34,34,34	0
56	MG	1A	3024	1/1	0.84	0.20	63,63,63,63	0
56	MG	1T	202	1/1	0.84	0.13	55,55,55,55	0
56	MG	1A	3751	1/1	0.84	0.13	39,39,39,39	0
56	MG	2a	3228	1/1	0.84	0.39	69,69,69,69	0
56	MG	1A	3489	1/1	0.84	0.11	51,51,51,51	0
56	MG	2A	3328	1/1	0.84	0.19	57,57,57,57	0
56	MG	2a	3006	1/1	0.84	0.10	62,62,62,62	0
56	MG	1A	3039	1/1	0.84	0.30	49,49,49,49	0
56	MG	1d	502	1/1	0.84	0.13	76,76,76,76	0
56	MG	10	104	1/1	0.84	0.22	43,43,43,43	0
56	MG	2A	3112	1/1	0.84	0.13	39,39,39,39	0
56	MG	1A	3242	1/1	0.84	0.12	33,33,33,33	0
56	MG	2a	3020	1/1	0.84	0.17	49,49,49,49	0
56	MG	2A	3114	1/1	0.84	0.14	57,57,57,57	0
56	MG	1A	3379	1/1	0.84	0.28	61,61,61,61	0
56	MG	2a	3027	1/1	0.84	0.28	70,70,70,70	0
56	MG	1A	3785	1/1	0.84	0.13	72,72,72,72	0
56	MG	1A	4018	1/1	0.85	0.94	50,50,50,50	0
56	MG	1A	3613	1/1	0.85	0.19	35,35,35,35	0
56	MG	1B	205	1/1	0.85	0.22	56,56,56,56	0
56	MG	1A	3403	1/1	0.85	0.08	59,59,59,59	0
56	MG	1A	3472	1/1	0.85	0.68	83,83,83,83	0

Continued on next page...

Continued from previous page...

Mol	Type	Chain	Res	Atoms	RSCC	RSR	B-factors(\AA^2)	Q<0.9
56	MG	2A	3508	1/1	0.85	0.21	56,56,56,56	0
56	MG	1A	3522	1/1	0.85	0.13	69,69,69,69	0
56	MG	1a	1821	1/1	0.85	0.07	49,49,49,49	0
56	MG	1A	3846	1/1	0.85	0.08	78,78,78,78	0
56	MG	1A	3243	1/1	0.85	0.84	46,46,46,46	0
56	MG	1D	310	1/1	0.85	0.23	57,57,57,57	0
56	MG	1A	3526	1/1	0.85	0.21	32,32,32,32	0
56	MG	2A	3102	1/1	0.85	0.14	52,52,52,52	0
56	MG	2a	3104	1/1	0.85	0.15	62,62,62,62	0
56	MG	1A	3862	1/1	0.85	0.21	62,62,62,62	0
56	MG	1A	3865	1/1	0.85	0.25	68,68,68,68	0
56	MG	1b	3001	1/1	0.85	0.11	83,83,83,83	0
56	MG	2A	3300	1/1	0.85	0.18	32,32,32,32	0
56	MG	1H	8001	1/1	0.85	0.09	58,58,58,58	0
56	MG	1A	3875	1/1	0.85	0.29	83,83,83,83	0
56	MG	1A	3881	1/1	0.85	0.11	55,55,55,55	0
56	MG	1A	3367	1/1	0.85	0.11	66,66,66,66	0
56	MG	1A	3668	1/1	0.85	0.12	60,60,60,60	0
56	MG	2A	3118	1/1	0.85	0.22	75,75,75,75	0
56	MG	2A	3333	1/1	0.85	0.16	51,51,51,51	0
56	MG	1A	3026	1/1	0.85	0.14	53,53,53,53	0
56	MG	1A	3918	1/1	0.85	0.39	71,71,71,71	0
56	MG	1a	1707	1/1	0.85	0.11	67,67,67,67	0
56	MG	1A	3549	1/1	0.85	0.19	48,48,48,48	0
56	MG	1A	3183	1/1	0.85	0.73	44,44,44,44	0
56	MG	1A	3128	1/1	0.85	0.14	56,56,56,56	0
56	MG	1A	3380	1/1	0.85	0.39	63,63,63,63	0
56	MG	1A	3274	1/1	0.85	0.21	41,41,41,41	0
56	MG	2a	3206	1/1	0.85	0.09	63,63,63,63	0
56	MG	2a	3207	1/1	0.85	0.16	73,73,73,73	0
56	MG	2A	3162	1/1	0.85	0.26	50,50,50,50	0
56	MG	1A	3955	1/1	0.85	0.15	63,63,63,63	0
56	MG	2a	3022	1/1	0.85	0.71	73,73,73,73	0
56	MG	2A	3174	1/1	0.85	0.13	45,45,45,45	0
56	MG	1A	3757	1/1	0.85	0.11	39,39,39,39	0
56	MG	1A	3130	1/1	0.85	0.36	58,58,58,58	0
56	MG	1A	3100	1/1	0.85	0.12	48,48,48,48	0
56	MG	1a	1607	1/1	0.85	0.10	78,78,78,78	0
56	MG	2a	3035	1/1	0.85	0.10	69,69,69,69	0
56	MG	1A	3779	1/1	0.85	0.27	54,54,54,54	0
56	MG	2A	3211	1/1	0.85	0.29	63,63,63,63	0
56	MG	1A	3054	1/1	0.85	0.18	47,47,47,47	0

Continued on next page...

Continued from previous page...

Mol	Type	Chain	Res	Atoms	RSCC	RSR	B-factors(\AA^2)	Q<0.9
56	MG	2A	3217	1/1	0.85	0.11	56,56,56,56	0
56	MG	2A	3452	1/1	0.85	0.16	69,69,69,69	0
56	MG	1A	3997	1/1	0.85	0.22	50,50,50,50	0
56	MG	1A	3149	1/1	0.85	0.17	55,55,55,55	0
56	MG	1a	1621	1/1	0.85	0.24	68,68,68,68	0
56	MG	1A	3131	1/1	0.86	0.56	42,42,42,42	0
56	MG	2A	3009	1/1	0.86	0.42	60,60,60,60	0
56	MG	1A	3534	1/1	0.86	0.23	35,35,35,35	0
56	MG	1A	3297	1/1	0.86	0.30	70,70,70,70	0
56	MG	1A	3745	1/1	0.86	0.68	71,71,71,71	0
56	MG	13	102	1/1	0.86	0.14	56,56,56,56	0
56	MG	2A	3449	1/1	0.86	0.12	60,60,60,60	0
56	MG	2a	3065	1/1	0.86	0.32	80,80,80,80	0
56	MG	2A	3216	1/1	0.86	0.43	45,45,45,45	0
56	MG	1A	3301	1/1	0.86	0.17	53,53,53,53	0
56	MG	1A	3306	1/1	0.86	0.26	41,41,41,41	0
56	MG	2A	3225	1/1	0.86	0.13	63,63,63,63	0
56	MG	1A	3378	1/1	0.86	0.48	69,69,69,69	0
56	MG	1a	1602	1/1	0.86	0.35	64,64,64,64	0
56	MG	1A	3052	1/1	0.86	0.13	59,59,59,59	0
56	MG	1A	3980	1/1	0.86	0.43	50,50,50,50	0
56	MG	2A	3497	1/1	0.86	0.18	54,54,54,54	0
56	MG	1A	3185	1/1	0.86	0.10	41,41,41,41	0
56	MG	1A	3101	1/1	0.86	0.29	55,55,55,55	0
56	MG	1A	3390	1/1	0.86	0.73	40,40,40,40	0
56	MG	1a	1618	1/1	0.86	0.13	64,64,64,64	0
56	MG	1A	3600	1/1	0.86	0.20	54,54,54,54	0
56	MG	2A	3246	1/1	0.86	0.17	36,36,36,36	0
56	MG	1B	201	1/1	0.86	0.10	50,50,50,50	0
56	MG	2A	3523	1/1	0.86	0.39	56,56,56,56	0
56	MG	2a	3134	1/1	0.86	0.12	59,59,59,59	0
56	MG	1A	3605	1/1	0.86	0.20	33,33,33,33	0
56	MG	2A	3256	1/1	0.86	0.15	34,34,34,34	0
56	MG	1A	3268	1/1	0.86	0.14	55,55,55,55	0
56	MG	1A	3607	1/1	0.86	0.20	40,40,40,40	0
56	MG	1a	1640	1/1	0.86	0.20	51,51,51,51	0
56	MG	2A	3269	1/1	0.86	0.15	41,41,41,41	0
56	MG	2A	3559	1/1	0.86	0.32	54,54,54,54	0
56	MG	1A	3332	1/1	0.86	0.12	55,55,55,55	0
56	MG	2A	3097	1/1	0.86	0.14	51,51,51,51	0
56	MG	1a	1849	1/1	0.86	0.10	53,53,53,53	0
56	MG	2B	3002	1/1	0.86	0.14	61,61,61,61	0

Continued on next page...

Continued from previous page...

Mol	Type	Chain	Res	Atoms	RSCC	RSR	B-factors(Å ²)	Q<0.9
56	MG	1A	3219	1/1	0.86	0.26	59,59,59,59	0
56	MG	1A	3614	1/1	0.86	0.23	37,37,37,37	0
56	MG	1A	3146	1/1	0.86	0.18	65,65,65,65	0
56	MG	2a	3191	1/1	0.86	0.12	54,54,54,54	0
56	MG	1a	1875	1/1	0.86	0.25	82,82,82,82	0
56	MG	2a	3205	1/1	0.86	0.22	74,74,74,74	0
56	MG	2A	3321	1/1	0.86	0.15	35,35,35,35	0
56	MG	1A	3077	1/1	0.86	0.23	69,69,69,69	0
56	MG	1A	3640	1/1	0.86	0.20	24,24,24,24	0
56	MG	1A	3519	1/1	0.86	0.31	62,62,62,62	0
56	MG	2a	3216	1/1	0.86	0.26	56,56,56,56	0
56	MG	1G	3001	1/1	0.86	0.17	48,48,48,48	0
56	MG	1A	3150	1/1	0.86	0.15	34,34,34,34	0
56	MG	2A	3341	1/1	0.86	0.17	52,52,52,52	0
56	MG	1A	3359	1/1	0.86	0.31	53,53,53,53	0
56	MG	1A	3654	1/1	0.86	0.18	67,67,67,67	0
56	MG	1A	3888	1/1	0.86	0.48	42,42,42,42	0
56	MG	1A	3889	1/1	0.86	0.36	60,60,60,60	0
56	MG	1A	3360	1/1	0.86	0.22	47,47,47,47	0
56	MG	1A	3913	1/1	0.86	0.16	64,64,64,64	0
56	MG	1x	106	1/1	0.86	0.21	63,63,63,63	0
56	MG	1x	107	1/1	0.86	0.39	61,61,61,61	0
56	MG	1A	3238	1/1	0.86	0.99	45,45,45,45	0
56	MG	1A	3468	1/1	0.86	0.24	57,57,57,57	0
56	MG	2A	3005	1/1	0.86	0.13	54,54,54,54	0
56	MG	1A	3703	1/1	0.86	0.15	49,49,49,49	0
56	MG	1A	3685	1/1	0.87	0.26	73,73,73,73	0
56	MG	1A	3388	1/1	0.87	0.10	53,53,53,53	0
56	MG	1B	208	1/1	0.87	0.26	56,56,56,56	0
56	MG	1A	3007	1/1	0.87	0.28	56,56,56,56	0
56	MG	2A	3484	1/1	0.87	0.13	82,82,82,82	0
56	MG	1A	3878	1/1	0.87	0.19	43,43,43,43	0
56	MG	1B	219	1/1	0.87	0.08	60,60,60,60	0
56	MG	1A	3246	1/1	0.87	0.20	58,58,58,58	0
56	MG	1a	1630	1/1	0.87	0.28	56,56,56,56	0
56	MG	1A	3428	1/1	0.87	0.11	65,65,65,65	0
56	MG	1A	3715	1/1	0.87	0.15	63,63,63,63	0
56	MG	1A	3725	1/1	0.87	0.19	42,42,42,42	0
56	MG	2A	3264	1/1	0.87	0.10	64,64,64,64	0
56	MG	1D	311	1/1	0.87	0.47	55,55,55,55	0
56	MG	1A	3729	1/1	0.87	0.17	48,48,48,48	0
56	MG	2A	3522	1/1	0.87	0.11	70,70,70,70	0

Continued on next page...

Continued from previous page...

Mol	Type	Chain	Res	Atoms	RSCC	RSR	B-factors(Å ²)	Q<0.9
56	MG	1a	1662	1/1	0.87	0.15	61,61,61,61	0
56	MG	1A	3890	1/1	0.87	0.21	37,37,37,37	0
56	MG	1A	3734	1/1	0.87	0.21	38,38,38,38	0
56	MG	2A	3298	1/1	0.87	0.13	49,49,49,49	0
56	MG	1A	3365	1/1	0.87	0.24	46,46,46,46	0
56	MG	1A	3098	1/1	0.87	0.18	52,52,52,52	0
56	MG	2A	3306	1/1	0.87	0.19	48,48,48,48	0
56	MG	1A	3121	1/1	0.87	0.85	38,38,38,38	0
56	MG	2a	3139	1/1	0.87	0.12	70,70,70,70	0
56	MG	1A	3400	1/1	0.87	0.15	45,45,45,45	0
56	MG	1A	3402	1/1	0.87	0.15	58,58,58,58	0
56	MG	1A	3233	1/1	0.87	0.19	34,34,34,34	0
56	MG	1A	3404	1/1	0.87	0.34	48,48,48,48	0
56	MG	1A	3539	1/1	0.87	0.22	44,44,44,44	0
56	MG	1A	3958	1/1	0.87	0.17	64,64,64,64	0
56	MG	1A	3542	1/1	0.87	0.15	26,26,26,26	0
56	MG	2D	302	1/1	0.87	0.19	54,54,54,54	0
56	MG	1x	108	1/1	0.87	0.15	70,70,70,70	0
56	MG	1A	3235	1/1	0.87	0.17	46,46,46,46	0
56	MG	1A	3965	1/1	0.87	0.44	53,53,53,53	0
56	MG	1A	3818	1/1	0.87	0.16	61,61,61,61	0
56	MG	1A	3448	1/1	0.87	0.17	49,49,49,49	0
56	MG	1a	1725	1/1	0.87	0.18	59,59,59,59	0
56	MG	1A	3320	1/1	0.87	0.06	93,93,93,93	0
56	MG	2a	3013	1/1	0.87	0.15	72,72,72,72	0
56	MG	1A	3984	1/1	0.87	0.12	47,47,47,47	0
56	MG	2A	3198	1/1	0.87	0.18	41,41,41,41	0
56	MG	2a	3016	1/1	0.87	0.17	65,65,65,65	0
56	MG	15	104	1/1	0.87	0.27	62,62,62,62	0
56	MG	2A	3018	1/1	0.87	0.18	50,50,50,50	0
56	MG	2a	3217	1/1	0.87	0.12	83,83,83,83	0
56	MG	1a	1748	1/1	0.87	0.21	52,52,52,52	0
56	MG	1A	3992	1/1	0.87	0.16	55,55,55,55	0
56	MG	2a	3231	1/1	0.87	0.17	75,75,75,75	0
56	MG	2a	3024	1/1	0.87	0.18	76,76,76,76	0
56	MG	2a	3238	1/1	0.87	0.15	55,55,55,55	0
56	MG	2a	3240	1/1	0.87	0.23	81,81,81,81	0
56	MG	17	101	1/1	0.87	0.28	57,57,57,57	0
56	MG	18	101	1/1	0.87	0.11	63,63,63,63	0
56	MG	2a	3029	1/1	0.87	0.27	69,69,69,69	0
56	MG	1A	3503	1/1	0.87	0.12	62,62,62,62	0
56	MG	1A	3840	1/1	0.87	0.17	63,63,63,63	0

Continued on next page...

Continued from previous page...

Mol	Type	Chain	Res	Atoms	RSCC	RSR	B-factors(Å ²)	Q<0.9
56	MG	2A	3407	1/1	0.87	0.19	40,40,40,40	0
56	MG	1A	4010	1/1	0.87	0.57	41,41,41,41	0
56	MG	2a	3037	1/1	0.87	0.15	53,53,53,53	0
56	MG	1A	3135	1/1	0.87	0.33	64,64,64,64	0
56	MG	1A	3142	1/1	0.87	0.58	57,57,57,57	0
56	MG	2A	3234	1/1	0.87	0.40	48,48,48,48	0
56	MG	1A	3682	1/1	0.87	0.14	51,51,51,51	0
56	MG	1A	3133	1/1	0.88	0.33	59,59,59,59	0
56	MG	1N	3003	1/1	0.88	0.20	42,42,42,42	0
56	MG	1A	3415	1/1	0.88	0.12	50,50,50,50	0
56	MG	2A	3119	1/1	0.88	0.14	61,61,61,61	0
56	MG	1O	3001	1/1	0.88	0.26	45,45,45,45	0
56	MG	1A	3657	1/1	0.88	0.17	49,49,49,49	0
56	MG	2A	3127	1/1	0.88	0.17	57,57,57,57	0
56	MG	1a	1691	1/1	0.88	0.12	27,27,27,27	0
56	MG	2A	3361	1/1	0.88	0.20	54,54,54,54	0
56	MG	1A	3658	1/1	0.88	0.19	18,18,18,18	0
56	MG	1a	1701	1/1	0.88	0.17	54,54,54,54	0
56	MG	2A	3143	1/1	0.88	0.11	48,48,48,48	0
56	MG	1A	3507	1/1	0.88	0.88	64,64,64,64	0
56	MG	2A	3147	1/1	0.88	0.17	42,42,42,42	0
56	MG	1A	3563	1/1	0.88	0.14	46,46,46,46	0
56	MG	1U	201	1/1	0.88	0.20	51,51,51,51	0
56	MG	2A	3158	1/1	0.88	0.18	47,47,47,47	0
56	MG	1A	3387	1/1	0.88	1.26	56,56,56,56	0
56	MG	2A	3395	1/1	0.88	0.18	33,33,33,33	0
56	MG	1A	3676	1/1	0.88	0.16	50,50,50,50	0
56	MG	2A	3173	1/1	0.88	0.12	52,52,52,52	0
56	MG	1A	3020	1/1	0.88	0.12	54,54,54,54	0
56	MG	2A	3179	1/1	0.88	0.13	46,46,46,46	0
56	MG	1a	1710	1/1	0.88	0.18	71,71,71,71	0
56	MG	1A	3985	1/1	0.88	0.17	66,66,66,66	0
56	MG	2A	3448	1/1	0.88	0.14	56,56,56,56	0
56	MG	2A	3003	1/1	0.88	0.11	53,53,53,53	0
56	MG	1A	3845	1/1	0.88	0.12	42,42,42,42	0
56	MG	1a	1722	1/1	0.88	0.21	54,54,54,54	0
56	MG	2a	3087	1/1	0.88	0.13	55,55,55,55	0
56	MG	1A	3683	1/1	0.88	0.22	58,58,58,58	0
56	MG	1A	3461	1/1	0.88	0.25	71,71,71,71	0
56	MG	2a	3093	1/1	0.88	0.10	50,50,50,50	0
56	MG	1A	4001	1/1	0.88	0.81	43,43,43,43	0
56	MG	2a	3098	1/1	0.88	0.30	50,50,50,50	0

Continued on next page...

Continued from previous page...

Mol	Type	Chain	Res	Atoms	RSCC	RSR	B-factors(\AA^2)	Q<0.9
56	MG	1a	1726	1/1	0.88	0.20	54,54,54,54	0
56	MG	1a	1727	1/1	0.88	0.13	54,54,54,54	0
56	MG	2A	3021	1/1	0.88	0.27	58,58,58,58	0
56	MG	1A	3697	1/1	0.88	0.15	58,58,58,58	0
56	MG	2A	3495	1/1	0.88	0.12	71,71,71,71	0
56	MG	2A	3227	1/1	0.88	0.17	47,47,47,47	0
56	MG	2A	3499	1/1	0.88	0.14	47,47,47,47	0
56	MG	2A	3030	1/1	0.88	0.09	50,50,50,50	0
56	MG	1A	3698	1/1	0.88	0.07	48,48,48,48	0
56	MG	2a	3141	1/1	0.88	0.18	73,73,73,73	0
56	MG	1A	3699	1/1	0.88	0.12	47,47,47,47	0
56	MG	2A	3035	1/1	0.88	0.12	58,58,58,58	0
56	MG	1A	3867	1/1	0.88	0.21	30,30,30,30	0
56	MG	1A	3874	1/1	0.88	0.17	56,56,56,56	0
56	MG	2A	3514	1/1	0.88	0.13	60,60,60,60	0
56	MG	1A	3014	1/1	0.88	0.34	53,53,53,53	0
56	MG	1a	1754	1/1	0.88	0.10	81,81,81,81	0
56	MG	1A	3200	1/1	0.88	0.12	46,46,46,46	0
56	MG	1A	3129	1/1	0.88	0.67	40,40,40,40	0
56	MG	2A	3056	1/1	0.88	0.13	38,38,38,38	0
56	MG	2A	3542	1/1	0.88	0.15	42,42,42,42	0
56	MG	2a	3176	1/1	0.88	0.17	56,56,56,56	0
56	MG	1a	1610	1/1	0.88	0.13	53,53,53,53	0
56	MG	1a	1611	1/1	0.88	0.10	78,78,78,78	0
56	MG	2a	3187	1/1	0.88	0.24	59,59,59,59	0
56	MG	2A	3255	1/1	0.88	0.15	52,52,52,52	0
56	MG	1A	3284	1/1	0.88	0.10	41,41,41,41	0
56	MG	2A	3557	1/1	0.88	0.09	64,64,64,64	0
56	MG	1A	3331	1/1	0.88	0.21	57,57,57,57	0
56	MG	2A	3082	1/1	0.88	0.19	41,41,41,41	0
56	MG	1A	3010	1/1	0.88	0.22	42,42,42,42	0
56	MG	1A	3726	1/1	0.88	0.25	64,64,64,64	0
56	MG	2A	3268	1/1	0.88	0.17	55,55,55,55	0
56	MG	1A	3123	1/1	0.88	0.18	44,44,44,44	0
56	MG	2A	3088	1/1	0.88	0.17	51,51,51,51	0
56	MG	2A	3273	1/1	0.88	0.06	41,41,41,41	0
56	MG	2B	3011	1/1	0.88	0.18	83,83,83,83	0
56	MG	1A	3102	1/1	0.88	0.13	60,60,60,60	0
56	MG	2D	304	1/1	0.88	0.29	42,42,42,42	0
56	MG	1A	3615	1/1	0.88	0.18	39,39,39,39	0
56	MG	1F	301	1/1	0.88	0.12	52,52,52,52	0
56	MG	2A	3299	1/1	0.88	0.18	46,46,46,46	0

Continued on next page...

Continued from previous page...

Mol	Type	Chain	Res	Atoms	RSCC	RSR	B-factors(\AA^2)	Q<0.9
56	MG	2O	201	1/1	0.88	0.10	48,48,48,48	0
56	MG	1F	304	1/1	0.88	0.54	43,43,43,43	0
56	MG	1A	3263	1/1	0.88	0.14	37,37,37,37	0
56	MG	1A	3355	1/1	0.88	0.14	53,53,53,53	0
56	MG	1A	3406	1/1	0.88	0.10	50,50,50,50	0
56	MG	2A	3310	1/1	0.88	0.14	31,31,31,31	0
56	MG	1A	3758	1/1	0.88	0.12	65,65,65,65	0
56	MG	2x	3001	1/1	0.88	0.14	66,66,66,66	0
56	MG	1A	3494	1/1	0.88	0.34	51,51,51,51	0
56	MG	1A	3381	1/1	0.88	0.17	47,47,47,47	0
56	MG	1a	1667	1/1	0.88	0.14	65,65,65,65	0
56	MG	2A	3040	1/1	0.89	0.15	53,53,53,53	0
56	MG	1A	3241	1/1	0.89	0.38	42,42,42,42	0
56	MG	1T	204	1/1	0.89	0.20	67,67,67,67	0
56	MG	1T	205	1/1	0.89	0.27	65,65,65,65	0
56	MG	2A	3055	1/1	0.89	0.30	40,40,40,40	0
56	MG	1A	3763	1/1	0.89	0.09	43,43,43,43	0
56	MG	2A	3288	1/1	0.89	0.15	57,57,57,57	0
56	MG	2A	3294	1/1	0.89	0.17	37,37,37,37	0
56	MG	1U	204	1/1	0.89	1.11	42,42,42,42	0
56	MG	2A	3066	1/1	0.89	0.17	55,55,55,55	0
56	MG	2A	3067	1/1	0.89	0.18	52,52,52,52	0
56	MG	1U	205	1/1	0.89	1.04	52,52,52,52	0
56	MG	1V	201	1/1	0.89	0.31	45,45,45,45	0
56	MG	1A	3097	1/1	0.89	0.29	55,55,55,55	0
56	MG	1a	1744	1/1	0.89	0.18	61,61,61,61	0
56	MG	1A	3076	1/1	0.89	0.46	58,58,58,58	0
56	MG	1A	3515	1/1	0.89	0.37	48,48,48,48	0
56	MG	2A	3319	1/1	0.89	0.17	58,58,58,58	0
56	MG	1A	3633	1/1	0.89	0.22	71,71,71,71	0
56	MG	2A	3323	1/1	0.89	0.10	48,48,48,48	0
56	MG	10	106	1/1	0.89	0.37	61,61,61,61	0
56	MG	1A	3302	1/1	0.89	0.48	41,41,41,41	0
56	MG	1A	3303	1/1	0.89	0.31	63,63,63,63	0
56	MG	2A	3094	1/1	0.89	0.25	46,46,46,46	0
56	MG	1A	3458	1/1	0.89	0.23	46,46,46,46	0
56	MG	2A	3336	1/1	0.89	0.12	36,36,36,36	0
56	MG	1A	3213	1/1	0.89	0.13	33,33,33,33	0
56	MG	1a	1769	1/1	0.89	0.09	87,87,87,87	0
56	MG	2A	3346	1/1	0.89	0.18	62,62,62,62	0
56	MG	1A	3460	1/1	0.89	0.15	36,36,36,36	0
56	MG	2a	3051	1/1	0.89	0.11	76,76,76,76	0

Continued on next page...

Continued from previous page...

Mol	Type	Chain	Res	Atoms	RSCC	RSR	B-factors(\AA^2)	Q<0.9
56	MG	1A	3311	1/1	0.89	0.17	65,65,65,65	0
56	MG	2A	3356	1/1	0.89	0.13	60,60,60,60	0
56	MG	1A	3314	1/1	0.89	0.29	55,55,55,55	0
56	MG	2a	3063	1/1	0.89	0.11	77,77,77,77	0
56	MG	1A	3998	1/1	0.89	0.27	75,75,75,75	0
56	MG	2a	3069	1/1	0.89	0.34	95,95,95,95	0
56	MG	1A	3999	1/1	0.89	0.14	21,21,21,21	0
56	MG	1a	1606	1/1	0.89	0.13	76,76,76,76	0
56	MG	1a	1794	1/1	0.89	0.16	67,67,67,67	0
56	MG	1A	3842	1/1	0.89	0.21	56,56,56,56	0
56	MG	1A	4008	1/1	0.89	1.42	48,48,48,48	0
56	MG	1A	3125	1/1	0.89	0.16	60,60,60,60	0
56	MG	1A	4013	1/1	0.89	0.22	49,49,49,49	0
56	MG	1A	3410	1/1	0.89	0.14	49,49,49,49	0
56	MG	1A	3847	1/1	0.89	0.17	46,46,46,46	0
56	MG	1A	3854	1/1	0.89	0.26	53,53,53,53	0
56	MG	1B	203	1/1	0.89	0.22	61,61,61,61	0
56	MG	1A	3374	1/1	0.89	0.78	64,64,64,64	0
56	MG	2A	3402	1/1	0.89	0.39	62,62,62,62	0
56	MG	1a	1864	1/1	0.89	0.16	73,73,73,73	0
56	MG	1a	1869	1/1	0.89	0.16	64,64,64,64	0
56	MG	2A	3410	1/1	0.89	0.22	56,56,56,56	0
56	MG	2A	3429	1/1	0.89	0.12	58,58,58,58	0
56	MG	1A	3220	1/1	0.89	0.16	60,60,60,60	0
56	MG	2a	3121	1/1	0.89	0.19	63,63,63,63	0
56	MG	1a	1624	1/1	0.89	0.61	62,62,62,62	0
56	MG	1A	3544	1/1	0.89	0.13	36,36,36,36	0
56	MG	1A	3323	1/1	0.89	0.35	58,58,58,58	0
56	MG	2a	3135	1/1	0.89	0.11	60,60,60,60	0
56	MG	1B	211	1/1	0.89	0.24	51,51,51,51	0
56	MG	1A	3099	1/1	0.89	0.12	39,39,39,39	0
56	MG	1A	3144	1/1	0.89	0.37	54,54,54,54	0
56	MG	1A	3555	1/1	0.89	0.13	46,46,46,46	0
56	MG	2A	3178	1/1	0.89	0.09	34,34,34,34	0
56	MG	1A	3876	1/1	0.89	0.23	79,79,79,79	0
56	MG	2A	3184	1/1	0.89	0.20	39,39,39,39	0
56	MG	1D	301	1/1	0.89	0.18	56,56,56,56	0
56	MG	1D	303	1/1	0.89	0.42	47,47,47,47	0
56	MG	1a	1654	1/1	0.89	0.13	78,78,78,78	0
56	MG	1a	1657	1/1	0.89	0.10	71,71,71,71	0
56	MG	2A	3203	1/1	0.89	0.09	43,43,43,43	0
56	MG	2a	3167	1/1	0.89	0.57	80,80,80,80	0

Continued on next page...

Continued from previous page...

Mol	Type	Chain	Res	Atoms	RSCC	RSR	B-factors(\AA^2)	Q<0.9
56	MG	1a	1660	1/1	0.89	0.15	50,50,50,50	0
56	MG	2A	3502	1/1	0.89	0.13	35,35,35,35	0
56	MG	2A	3505	1/1	0.89	0.15	57,57,57,57	0
56	MG	1A	3228	1/1	0.89	0.15	59,59,59,59	0
56	MG	1D	308	1/1	0.89	0.21	35,35,35,35	0
56	MG	1a	1668	1/1	0.89	0.31	59,59,59,59	0
56	MG	1A	3483	1/1	0.89	0.48	54,54,54,54	0
56	MG	1A	3065	1/1	0.89	0.33	49,49,49,49	0
56	MG	1A	3567	1/1	0.89	0.20	39,39,39,39	0
56	MG	2A	3224	1/1	0.89	0.13	42,42,42,42	0
56	MG	1a	1679	1/1	0.89	0.20	57,57,57,57	0
56	MG	1A	3488	1/1	0.89	0.13	65,65,65,65	0
56	MG	1A	3431	1/1	0.89	0.28	64,64,64,64	0
56	MG	2A	3533	1/1	0.89	0.22	35,35,35,35	0
56	MG	2A	3010	1/1	0.89	0.10	56,56,56,56	0
56	MG	1A	3722	1/1	0.89	0.19	22,22,22,22	0
56	MG	2A	3547	1/1	0.89	0.15	22,22,22,22	0
56	MG	2a	3229	1/1	0.89	0.18	51,51,51,51	0
56	MG	1A	3490	1/1	0.89	0.13	66,66,66,66	0
56	MG	2A	3017	1/1	0.89	0.36	47,47,47,47	0
56	MG	1A	3598	1/1	0.89	0.17	51,51,51,51	0
56	MG	1A	3092	1/1	0.89	0.60	49,49,49,49	0
56	MG	2A	3022	1/1	0.89	0.16	51,51,51,51	0
56	MG	2A	3023	1/1	0.89	0.18	61,61,61,61	0
56	MG	1A	3037	1/1	0.89	0.13	58,58,58,58	0
56	MG	2A	3028	1/1	0.89	0.14	52,52,52,52	0
56	MG	2a	3258	1/1	0.89	0.21	69,69,69,69	0
56	MG	1A	3344	1/1	0.89	0.10	72,72,72,72	0
56	MG	2A	3252	1/1	0.89	0.17	60,60,60,60	0
56	MG	1A	3929	1/1	0.89	0.20	58,58,58,58	0
56	MG	1A	3236	1/1	0.89	0.44	46,46,46,46	0
56	MG	2I	204	1/1	0.89	0.12	64,64,64,64	0
56	MG	1A	3350	1/1	0.89	0.14	54,54,54,54	0
56	MG	1A	3941	1/1	0.89	0.12	65,65,65,65	0
56	MG	1A	3942	1/1	0.89	0.13	53,53,53,53	0
56	MG	1A	3103	1/1	0.89	0.22	50,50,50,50	0
56	MG	2F	303	1/1	0.89	0.60	50,50,50,50	0
56	MG	2A	3015	1/1	0.90	0.23	52,52,52,52	0
56	MG	1A	3621	1/1	0.90	0.14	18,18,18,18	0
56	MG	1A	3518	1/1	0.90	0.36	53,53,53,53	0
56	MG	1Q	3001	1/1	0.90	0.30	38,38,38,38	0
56	MG	1A	3783	1/1	0.90	0.18	37,37,37,37	0

Continued on next page...

Continued from previous page...

Mol	Type	Chain	Res	Atoms	RSCC	RSR	B-factors(\AA^2)	Q<0.9
56	MG	1A	3045	1/1	0.90	0.10	70,70,70,70	0
56	MG	2A	3249	1/1	0.90	0.14	59,59,59,59	0
56	MG	2A	3024	1/1	0.90	0.26	43,43,43,43	0
56	MG	1A	3792	1/1	0.90	0.16	79,79,79,79	0
56	MG	1A	3810	1/1	0.90	0.06	48,48,48,48	0
56	MG	2E	301	1/1	0.90	0.18	44,44,44,44	0
56	MG	1A	3973	1/1	0.90	0.44	51,51,51,51	0
56	MG	1A	3207	1/1	0.90	0.10	30,30,30,30	0
56	MG	1U	202	1/1	0.90	0.84	50,50,50,50	0
56	MG	1A	3315	1/1	0.90	0.46	49,49,49,49	0
56	MG	1A	3820	1/1	0.90	0.11	57,57,57,57	0
56	MG	26	101	1/1	0.90	0.11	57,57,57,57	0
56	MG	1A	3362	1/1	0.90	0.18	56,56,56,56	0
56	MG	1A	3991	1/1	0.90	0.15	52,52,52,52	0
56	MG	1W	3005	1/1	0.90	0.53	49,49,49,49	0
56	MG	2a	3010	1/1	0.90	0.12	74,74,74,74	0
56	MG	2A	3270	1/1	0.90	0.11	45,45,45,45	0
56	MG	1X	102	1/1	0.90	0.46	53,53,53,53	0
56	MG	2A	3272	1/1	0.90	0.24	46,46,46,46	0
56	MG	1Z	8001	1/1	0.90	0.23	69,69,69,69	0
56	MG	1A	3318	1/1	0.90	0.29	52,52,52,52	0
56	MG	1A	3525	1/1	0.90	0.16	60,60,60,60	0
56	MG	1A	3996	1/1	0.90	0.09	40,40,40,40	0
56	MG	1a	1742	1/1	0.90	0.19	51,51,51,51	0
56	MG	1A	3273	1/1	0.90	0.18	36,36,36,36	0
56	MG	1A	3104	1/1	0.90	0.10	55,55,55,55	0
56	MG	2a	3025	1/1	0.90	0.10	60,60,60,60	0
56	MG	1A	3465	1/1	0.90	0.19	44,44,44,44	0
56	MG	2A	3073	1/1	0.90	0.18	55,55,55,55	0
56	MG	2A	3302	1/1	0.90	0.16	41,41,41,41	0
56	MG	1A	4000	1/1	0.90	0.15	61,61,61,61	0
56	MG	1A	3368	1/1	0.90	0.25	25,25,25,25	0
56	MG	2a	3032	1/1	0.90	0.21	50,50,50,50	0
56	MG	2A	3080	1/1	0.90	0.16	48,48,48,48	0
56	MG	1A	4007	1/1	0.90	0.90	36,36,36,36	0
56	MG	1a	1756	1/1	0.90	0.11	75,75,75,75	0
56	MG	1A	3371	1/1	0.90	0.15	56,56,56,56	0
56	MG	1a	1758	1/1	0.90	0.07	82,82,82,82	0
56	MG	1A	3059	1/1	0.90	0.14	46,46,46,46	0
56	MG	1A	3545	1/1	0.90	0.17	17,17,17,17	0
56	MG	1A	4015	1/1	0.90	0.20	15,15,15,15	0
56	MG	2a	3049	1/1	0.90	0.10	64,64,64,64	0

Continued on next page...

Continued from previous page...

Mol	Type	Chain	Res	Atoms	RSCC	RSR	B-factors(\AA^2)	Q<0.9
56	MG	2a	3050	1/1	0.90	0.41	93,93,93,93	0
56	MG	2A	3093	1/1	0.90	0.10	55,55,55,55	0
56	MG	1A	3324	1/1	0.90	0.23	57,57,57,57	0
56	MG	2a	3055	1/1	0.90	0.05	98,98,98,98	0
56	MG	1A	3280	1/1	0.90	0.14	34,34,34,34	0
56	MG	2A	3339	1/1	0.90	0.22	31,31,31,31	0
56	MG	1A	3863	1/1	0.90	0.20	78,78,78,78	0
56	MG	2A	3098	1/1	0.90	0.12	51,51,51,51	0
56	MG	2a	3066	1/1	0.90	0.10	84,84,84,84	0
56	MG	1A	3423	1/1	0.90	0.23	57,57,57,57	0
56	MG	1A	3425	1/1	0.90	0.14	63,63,63,63	0
56	MG	1a	1791	1/1	0.90	0.07	99,99,99,99	0
56	MG	1A	3022	1/1	0.90	0.23	59,59,59,59	0
56	MG	2A	3357	1/1	0.90	0.20	65,65,65,65	0
56	MG	1A	3283	1/1	0.90	0.13	44,44,44,44	0
56	MG	1a	1796	1/1	0.90	0.38	86,86,86,86	0
56	MG	1a	1615	1/1	0.90	0.18	55,55,55,55	0
56	MG	1A	3036	1/1	0.90	0.40	55,55,55,55	0
56	MG	1A	3430	1/1	0.90	0.12	62,62,62,62	0
56	MG	1a	1820	1/1	0.90	0.14	54,54,54,54	0
56	MG	1A	3178	1/1	0.90	0.71	41,41,41,41	0
56	MG	1A	3384	1/1	0.90	0.14	69,69,69,69	0
56	MG	1a	1827	1/1	0.90	0.10	71,71,71,71	0
56	MG	2a	3097	1/1	0.90	0.21	71,71,71,71	0
56	MG	1A	3721	1/1	0.90	0.19	55,55,55,55	0
56	MG	2A	3128	1/1	0.90	0.18	60,60,60,60	0
56	MG	2A	3130	1/1	0.90	0.12	39,39,39,39	0
56	MG	1a	1843	1/1	0.90	0.09	74,74,74,74	0
56	MG	2A	3400	1/1	0.90	0.49	48,48,48,48	0
56	MG	2a	3117	1/1	0.90	0.10	58,58,58,58	0
56	MG	2a	3118	1/1	0.90	0.17	38,38,38,38	0
56	MG	2A	3138	1/1	0.90	0.14	54,54,54,54	0
56	MG	1B	222	1/1	0.90	0.09	70,70,70,70	0
56	MG	1A	3249	1/1	0.90	0.25	42,42,42,42	0
56	MG	1A	3339	1/1	0.90	0.18	56,56,56,56	0
56	MG	2A	3144	1/1	0.90	0.32	51,51,51,51	0
56	MG	2A	3416	1/1	0.90	0.20	48,48,48,48	0
56	MG	2A	3418	1/1	0.90	0.13	57,57,57,57	0
56	MG	1A	3251	1/1	0.90	0.20	30,30,30,30	0
56	MG	2A	3433	1/1	0.90	0.14	65,65,65,65	0
56	MG	1a	1633	1/1	0.90	0.14	38,38,38,38	0
56	MG	1a	1638	1/1	0.90	0.11	63,63,63,63	0

Continued on next page...

Continued from previous page...

Mol	Type	Chain	Res	Atoms	RSCC	RSR	B-factors(Å ²)	Q<0.9
56	MG	2a	3155	1/1	0.90	0.10	79,79,79,79	0
56	MG	1A	3894	1/1	0.90	0.10	41,41,41,41	0
56	MG	2A	3157	1/1	0.90	0.18	43,43,43,43	0
56	MG	1A	3603	1/1	0.90	0.10	60,60,60,60	0
56	MG	1A	3255	1/1	0.90	0.12	58,58,58,58	0
56	MG	2A	3164	1/1	0.90	0.15	64,64,64,64	0
56	MG	1a	1644	1/1	0.90	0.14	49,49,49,49	0
56	MG	2a	3163	1/1	0.90	0.13	70,70,70,70	0
56	MG	2a	3166	1/1	0.90	0.14	66,66,66,66	0
56	MG	1a	1646	1/1	0.90	0.16	57,57,57,57	0
56	MG	2A	3474	1/1	0.90	0.22	41,41,41,41	0
56	MG	1A	3915	1/1	0.90	0.23	58,58,58,58	0
56	MG	2A	3177	1/1	0.90	0.23	48,48,48,48	0
56	MG	2A	3485	1/1	0.90	0.13	38,38,38,38	0
56	MG	2a	3181	1/1	0.90	0.18	47,47,47,47	0
56	MG	1D	313	1/1	0.90	0.57	56,56,56,56	0
56	MG	2A	3487	1/1	0.90	0.08	32,32,32,32	0
56	MG	2a	3189	1/1	0.90	0.21	51,51,51,51	0
56	MG	2A	3489	1/1	0.90	0.07	63,63,63,63	0
56	MG	2a	3192	1/1	0.90	0.10	60,60,60,60	0
56	MG	2a	3198	1/1	0.90	0.06	63,63,63,63	0
56	MG	2A	3490	1/1	0.90	0.29	58,58,58,58	0
56	MG	1l	201	1/1	0.90	0.15	58,58,58,58	0
56	MG	1a	1653	1/1	0.90	0.13	60,60,60,60	0
56	MG	2A	3185	1/1	0.90	0.18	52,52,52,52	0
56	MG	1A	3741	1/1	0.90	0.20	19,19,19,19	0
56	MG	2A	3191	1/1	0.90	0.29	40,40,40,40	0
56	MG	1q	201	1/1	0.90	0.18	51,51,51,51	0
56	MG	1q	203	1/1	0.90	0.25	51,51,51,51	0
56	MG	1A	3117	1/1	0.90	0.18	48,48,48,48	0
56	MG	2A	3201	1/1	0.90	0.12	47,47,47,47	0
56	MG	1a	1658	1/1	0.90	0.35	67,67,67,67	0
56	MG	1F	305	1/1	0.90	0.16	44,44,44,44	0
56	MG	1x	102	1/1	0.90	0.30	67,67,67,67	0
56	MG	1A	3006	1/1	0.90	0.24	57,57,57,57	0
56	MG	1a	1666	1/1	0.90	0.11	71,71,71,71	0
56	MG	2A	3214	1/1	0.90	0.77	43,43,43,43	0
56	MG	2a	3248	1/1	0.90	0.15	65,65,65,65	0
56	MG	2a	3250	1/1	0.90	0.15	61,61,61,61	0
56	MG	2a	3251	1/1	0.90	0.08	57,57,57,57	0
56	MG	1A	3927	1/1	0.90	0.18	50,50,50,50	0
56	MG	1A	3305	1/1	0.90	0.20	43,43,43,43	0

Continued on next page...

Continued from previous page...

Mol	Type	Chain	Res	Atoms	RSCC	RSR	B-factors(\AA^2)	Q<0.9
56	MG	1A	3612	1/1	0.90	0.16	55,55,55,55	0
56	MG	2A	3219	1/1	0.90	0.30	44,44,44,44	0
56	MG	1a	1673	1/1	0.90	0.16	71,71,71,71	0
56	MG	1A	3141	1/1	0.90	0.19	66,66,66,66	0
56	MG	2h	3001	1/1	0.90	0.15	62,62,62,62	0
56	MG	2A	3548	1/1	0.90	0.12	40,40,40,40	0
56	MG	1A	3514	1/1	0.90	0.19	53,53,53,53	0
56	MG	1A	3358	1/1	0.90	0.69	44,44,44,44	0
56	MG	2q	201	1/1	0.90	0.16	58,58,58,58	0
56	MG	1a	1686	1/1	0.90	0.18	49,49,49,49	0
56	MG	1a	1687	1/1	0.90	0.16	46,46,46,46	0
56	MG	1A	3944	1/1	0.90	0.08	68,68,68,68	0
56	MG	1A	3455	1/1	0.90	0.17	63,63,63,63	0
56	MG	2A	3560	1/1	0.90	0.17	31,31,31,31	0
56	MG	1A	3928	1/1	0.91	0.09	62,62,62,62	0
56	MG	1A	3375	1/1	0.91	0.61	51,51,51,51	0
56	MG	2a	3012	1/1	0.91	0.13	66,66,66,66	0
56	MG	1a	1634	1/1	0.91	0.10	52,52,52,52	0
56	MG	1a	1637	1/1	0.91	0.31	53,53,53,53	0
56	MG	1A	3931	1/1	0.91	0.45	33,33,33,33	0
56	MG	1E	304	1/1	0.91	0.17	57,57,57,57	0
56	MG	1A	3932	1/1	0.91	0.34	20,20,20,20	0
56	MG	1a	1841	1/1	0.91	0.18	64,64,64,64	0
56	MG	1A	3068	1/1	0.91	0.69	44,44,44,44	0
56	MG	1a	1846	1/1	0.91	0.19	52,52,52,52	0
56	MG	1A	3937	1/1	0.91	0.16	58,58,58,58	0
56	MG	1F	306	1/1	0.91	0.76	33,33,33,33	0
56	MG	1a	1858	1/1	0.91	0.26	52,52,52,52	0
56	MG	1A	3655	1/1	0.91	0.30	48,48,48,48	0
56	MG	1A	3276	1/1	0.91	0.28	38,38,38,38	0
56	MG	1a	1865	1/1	0.91	0.18	69,69,69,69	0
56	MG	1a	1867	1/1	0.91	0.12	80,80,80,80	0
56	MG	1a	1868	1/1	0.91	0.12	66,66,66,66	0
56	MG	2a	3034	1/1	0.91	0.16	59,59,59,59	0
56	MG	1A	3115	1/1	0.91	0.14	49,49,49,49	0
56	MG	1a	1871	1/1	0.91	0.11	46,46,46,46	0
56	MG	2A	3135	1/1	0.91	0.13	61,61,61,61	0
56	MG	1a	1872	1/1	0.91	0.10	53,53,53,53	0
56	MG	1A	3505	1/1	0.91	0.10	65,65,65,65	0
56	MG	1G	3003	1/1	0.91	0.17	45,45,45,45	0
56	MG	2a	3045	1/1	0.91	0.22	74,74,74,74	0
56	MG	1A	3798	1/1	0.91	0.07	61,61,61,61	0

Continued on next page...

Continued from previous page...

Mol	Type	Chain	Res	Atoms	RSCC	RSR	B-factors(\AA^2)	Q<0.9
56	MG	1A	3806	1/1	0.91	0.27	61,61,61,61	0
56	MG	1N	3001	1/1	0.91	0.27	42,42,42,42	0
56	MG	1A	3807	1/1	0.91	0.13	57,57,57,57	0
56	MG	1A	3096	1/1	0.91	0.36	50,50,50,50	0
56	MG	1A	3416	1/1	0.91	0.12	60,60,60,60	0
56	MG	1a	1671	1/1	0.91	0.18	38,38,38,38	0
56	MG	1A	3040	1/1	0.91	0.38	45,45,45,45	0
56	MG	2A	3160	1/1	0.91	0.23	52,52,52,52	0
56	MG	2A	3397	1/1	0.91	0.17	66,66,66,66	0
56	MG	1A	3154	1/1	0.91	0.14	28,28,28,28	0
56	MG	1a	1675	1/1	0.91	0.14	56,56,56,56	0
56	MG	2a	3067	1/1	0.91	0.10	88,88,88,88	0
56	MG	1q	202	1/1	0.91	0.25	62,62,62,62	0
56	MG	1P	202	1/1	0.91	0.20	55,55,55,55	0
56	MG	1A	3968	1/1	0.91	0.61	50,50,50,50	0
56	MG	2A	3176	1/1	0.91	0.14	43,43,43,43	0
56	MG	1A	3971	1/1	0.91	0.10	62,62,62,62	0
56	MG	1R	203	1/1	0.91	0.63	43,43,43,43	0
56	MG	1A	3512	1/1	0.91	0.28	60,60,60,60	0
56	MG	2A	3182	1/1	0.91	0.27	52,52,52,52	0
56	MG	1A	3974	1/1	0.91	0.13	30,30,30,30	0
56	MG	2A	3436	1/1	0.91	0.17	58,58,58,58	0
56	MG	1A	3162	1/1	0.91	0.41	38,38,38,38	0
56	MG	1A	3591	1/1	0.91	0.12	77,77,77,77	0
56	MG	2A	3447	1/1	0.91	0.12	62,62,62,62	0
56	MG	2a	3094	1/1	0.91	0.18	49,49,49,49	0
56	MG	1A	3981	1/1	0.91	0.24	50,50,50,50	0
56	MG	1A	3983	1/1	0.91	0.18	55,55,55,55	0
56	MG	2A	3450	1/1	0.91	0.08	62,62,62,62	0
56	MG	1A	3187	1/1	0.91	0.64	46,46,46,46	0
56	MG	2A	3453	1/1	0.91	0.16	61,61,61,61	0
56	MG	1A	3291	1/1	0.91	0.52	48,48,48,48	0
56	MG	2a	3113	1/1	0.91	0.10	65,65,65,65	0
56	MG	1A	3988	1/1	0.91	0.74	45,45,45,45	0
56	MG	2A	3461	1/1	0.91	0.13	47,47,47,47	0
56	MG	1A	3137	1/1	0.91	0.33	51,51,51,51	0
56	MG	2A	3468	1/1	0.91	0.20	56,56,56,56	0
56	MG	2A	3207	1/1	0.91	0.11	44,44,44,44	0
56	MG	1A	3325	1/1	0.91	0.11	74,74,74,74	0
56	MG	2A	3477	1/1	0.91	0.20	57,57,57,57	0
56	MG	1A	3003	1/1	0.91	0.19	46,46,46,46	0
56	MG	1a	1708	1/1	0.91	0.12	61,61,61,61	0

Continued on next page...

Continued from previous page...

Mol	Type	Chain	Res	Atoms	RSCC	RSR	B-factors(\AA^2)	Q<0.9
56	MG	1A	3299	1/1	0.91	0.14	61,61,61,61	0
56	MG	1Z	8002	1/1	0.91	0.11	67,67,67,67	0
56	MG	2a	3145	1/1	0.91	0.10	61,61,61,61	0
56	MG	1A	3397	1/1	0.91	0.72	49,49,49,49	0
56	MG	1A	3718	1/1	0.91	0.13	41,41,41,41	0
56	MG	1A	3611	1/1	0.91	0.11	58,58,58,58	0
56	MG	1A	3398	1/1	0.91	0.55	43,43,43,43	0
56	MG	2A	3221	1/1	0.91	0.09	47,47,47,47	0
56	MG	2A	3496	1/1	0.91	0.08	42,42,42,42	0
56	MG	11	4000	1/1	0.91	0.09	43,43,43,43	0
56	MG	1A	3474	1/1	0.91	0.35	39,39,39,39	0
56	MG	2A	3025	1/1	0.91	0.45	67,67,67,67	0
56	MG	1A	3478	1/1	0.91	0.39	65,65,65,65	0
56	MG	1A	3871	1/1	0.91	0.27	60,60,60,60	0
56	MG	2a	3164	1/1	0.91	0.10	82,82,82,82	0
56	MG	1A	3300	1/1	0.91	0.15	54,54,54,54	0
56	MG	2A	3233	1/1	0.91	0.53	48,48,48,48	0
56	MG	2a	3168	1/1	0.91	0.08	71,71,71,71	0
56	MG	1A	3730	1/1	0.91	0.15	30,30,30,30	0
56	MG	1A	3617	1/1	0.91	0.23	27,27,27,27	0
56	MG	2a	3175	1/1	0.91	0.09	62,62,62,62	0
56	MG	1A	3738	1/1	0.91	0.17	37,37,37,37	0
56	MG	1A	3618	1/1	0.91	0.19	18,18,18,18	0
56	MG	1A	3089	1/1	0.91	0.44	55,55,55,55	0
56	MG	2a	3184	1/1	0.91	0.14	80,80,80,80	0
56	MG	2A	3516	1/1	0.91	0.14	59,59,59,59	0
56	MG	2a	3186	1/1	0.91	0.14	48,48,48,48	0
56	MG	1A	3747	1/1	0.91	0.17	29,29,29,29	0
56	MG	1A	3750	1/1	0.91	0.15	21,21,21,21	0
56	MG	2A	3524	1/1	0.91	0.11	41,41,41,41	0
56	MG	2A	3525	1/1	0.91	0.14	63,63,63,63	0
56	MG	2A	3527	1/1	0.91	0.26	51,51,51,51	0
56	MG	1A	3239	1/1	0.91	0.56	36,36,36,36	0
56	MG	2A	3247	1/1	0.91	0.53	59,59,59,59	0
56	MG	1A	3333	1/1	0.91	0.26	70,70,70,70	0
56	MG	1A	3541	1/1	0.91	0.07	48,48,48,48	0
56	MG	2A	3053	1/1	0.91	0.14	55,55,55,55	0
56	MG	1a	1759	1/1	0.91	0.18	70,70,70,70	0
56	MG	1A	3444	1/1	0.91	0.59	36,36,36,36	0
56	MG	2A	3553	1/1	0.91	0.12	44,44,44,44	0
56	MG	2A	3059	1/1	0.91	0.18	48,48,48,48	0
56	MG	1a	1764	1/1	0.91	0.45	68,68,68,68	0

Continued on next page...

Continued from previous page...

Mol	Type	Chain	Res	Atoms	RSCC	RSR	B-factors(\AA^2)	Q<0.9
56	MG	2A	3065	1/1	0.91	0.12	35,35,35,35	0
56	MG	1A	3896	1/1	0.91	0.18	19,19,19,19	0
56	MG	2a	3234	1/1	0.91	0.13	66,66,66,66	0
56	MG	1a	1766	1/1	0.91	0.27	60,60,60,60	0
56	MG	1A	3901	1/1	0.91	0.12	44,44,44,44	0
56	MG	2A	3072	1/1	0.91	0.17	48,48,48,48	0
56	MG	1A	3337	1/1	0.91	0.32	57,57,57,57	0
56	MG	1A	3765	1/1	0.91	0.10	44,44,44,44	0
56	MG	1a	1620	1/1	0.91	0.09	58,58,58,58	0
56	MG	1A	3766	1/1	0.91	0.19	49,49,49,49	0
56	MG	2A	3282	1/1	0.91	0.11	48,48,48,48	0
56	MG	2A	3284	1/1	0.91	0.10	62,62,62,62	0
56	MG	1a	1777	1/1	0.91	0.24	28,28,28,28	0
56	MG	2a	3257	1/1	0.91	0.16	90,90,90,90	0
56	MG	1a	1781	1/1	0.91	0.28	46,46,46,46	0
56	MG	2A	3289	1/1	0.91	0.20	58,58,58,58	0
56	MG	2A	3290	1/1	0.91	0.14	49,49,49,49	0
56	MG	2A	3292	1/1	0.91	0.19	42,42,42,42	0
56	MG	1A	3921	1/1	0.91	0.26	55,55,55,55	0
56	MG	1a	1788	1/1	0.91	0.65	76,76,76,76	0
56	MG	1D	302	1/1	0.91	0.70	65,65,65,65	0
56	MG	1A	3062	1/1	0.91	0.14	48,48,48,48	0
56	MG	20	8001	1/1	0.91	0.08	65,65,65,65	0
56	MG	1A	3772	1/1	0.91	0.12	60,60,60,60	0
56	MG	1A	3777	1/1	0.91	0.13	49,49,49,49	0
56	MG	1a	1629	1/1	0.91	0.13	49,49,49,49	0
56	MG	2A	3305	1/1	0.91	0.12	42,42,42,42	0
56	MG	1e	3003	1/1	0.92	0.20	68,68,68,68	0
56	MG	1A	3346	1/1	0.92	0.11	63,63,63,63	0
56	MG	1A	3004	1/1	0.92	0.16	40,40,40,40	0
56	MG	1A	3625	1/1	0.92	0.15	22,22,22,22	0
56	MG	1A	3087	1/1	0.92	0.57	57,57,57,57	0
56	MG	2A	3347	1/1	0.92	0.10	60,60,60,60	0
56	MG	1A	3533	1/1	0.92	0.21	51,51,51,51	0
56	MG	1A	3759	1/1	0.92	0.16	60,60,60,60	0
56	MG	2A	3354	1/1	0.92	0.12	63,63,63,63	0
56	MG	1B	207	1/1	0.92	0.20	33,33,33,33	0
56	MG	1a	1709	1/1	0.92	0.16	43,43,43,43	0
56	MG	1A	3351	1/1	0.92	0.17	62,62,62,62	0
56	MG	2A	3360	1/1	0.92	0.14	58,58,58,58	0
56	MG	1A	3642	1/1	0.92	0.19	58,58,58,58	0
56	MG	1A	3536	1/1	0.92	0.21	68,68,68,68	0

Continued on next page...

Continued from previous page...

Mol	Type	Chain	Res	Atoms	RSCC	RSR	B-factors(Å ²)	Q<0.9
56	MG	1A	3391	1/1	0.92	0.17	35,35,35,35	0
56	MG	1B	214	1/1	0.92	0.08	68,68,68,68	0
56	MG	1A	3771	1/1	0.92	0.48	71,71,71,71	0
56	MG	1B	220	1/1	0.92	0.15	70,70,70,70	0
56	MG	2A	3373	1/1	0.92	0.17	47,47,47,47	0
56	MG	1A	3432	1/1	0.92	0.15	58,58,58,58	0
56	MG	1A	3649	1/1	0.92	0.13	71,71,71,71	0
56	MG	2a	3041	1/1	0.92	0.26	73,73,73,73	0
56	MG	2A	3386	1/1	0.92	0.16	30,30,30,30	0
56	MG	1A	3653	1/1	0.92	0.15	25,25,25,25	0
56	MG	1a	1733	1/1	0.92	0.12	65,65,65,65	0
56	MG	1a	1737	1/1	0.92	0.07	57,57,57,57	0
56	MG	2A	3396	1/1	0.92	0.23	40,40,40,40	0
56	MG	1A	3234	1/1	0.92	0.10	43,43,43,43	0
56	MG	2A	3180	1/1	0.92	0.10	37,37,37,37	0
56	MG	1A	3147	1/1	0.92	0.23	54,54,54,54	0
56	MG	2A	3183	1/1	0.92	0.13	56,56,56,56	0
56	MG	2a	3054	1/1	0.92	0.07	89,89,89,89	0
56	MG	1a	1612	1/1	0.92	0.09	65,65,65,65	0
56	MG	1A	3485	1/1	0.92	0.13	55,55,55,55	0
56	MG	2A	3186	1/1	0.92	0.16	36,36,36,36	0
56	MG	2a	3060	1/1	0.92	0.20	86,86,86,86	0
56	MG	2A	3408	1/1	0.92	0.17	62,62,62,62	0
56	MG	1A	3437	1/1	0.92	0.25	62,62,62,62	0
56	MG	2A	3411	1/1	0.92	0.14	64,64,64,64	0
56	MG	2A	3190	1/1	0.92	0.21	54,54,54,54	0
56	MG	1D	305	1/1	0.92	0.28	39,39,39,39	0
56	MG	2A	3427	1/1	0.92	0.23	56,56,56,56	0
56	MG	1A	3786	1/1	0.92	0.15	57,57,57,57	0
56	MG	2A	3430	1/1	0.92	0.29	45,45,45,45	0
56	MG	1A	3008	1/1	0.92	0.47	58,58,58,58	0
56	MG	2A	3197	1/1	0.92	0.23	57,57,57,57	0
56	MG	2A	3437	1/1	0.92	0.12	57,57,57,57	0
56	MG	2A	3442	1/1	0.92	0.11	50,50,50,50	0
56	MG	2a	3083	1/1	0.92	0.27	51,51,51,51	0
56	MG	1a	1755	1/1	0.92	0.09	79,79,79,79	0
56	MG	1A	3046	1/1	0.92	0.32	65,65,65,65	0
56	MG	1A	3940	1/1	0.92	0.17	63,63,63,63	0
56	MG	1E	301	1/1	0.92	0.14	15,15,15,15	0
56	MG	1A	3441	1/1	0.92	0.24	72,72,72,72	0
56	MG	2A	3026	1/1	0.92	0.16	51,51,51,51	0
56	MG	1A	3556	1/1	0.92	0.12	59,59,59,59	0

Continued on next page...

Continued from previous page...

Mol	Type	Chain	Res	Atoms	RSCC	RSR	B-factors(Å ²)	Q<0.9
56	MG	1a	1761	1/1	0.92	0.20	86,86,86,86	0
56	MG	2A	3029	1/1	0.92	0.24	48,48,48,48	0
56	MG	2a	3099	1/1	0.92	0.16	35,35,35,35	0
56	MG	2A	3456	1/1	0.92	0.13	51,51,51,51	0
56	MG	1a	1763	1/1	0.92	0.36	69,69,69,69	0
56	MG	1A	3188	1/1	0.92	0.20	43,43,43,43	0
56	MG	2a	3110	1/1	0.92	0.13	68,68,68,68	0
56	MG	2A	3033	1/1	0.92	0.33	61,61,61,61	0
56	MG	2a	3115	1/1	0.92	0.15	54,54,54,54	0
56	MG	1A	3189	1/1	0.92	0.20	39,39,39,39	0
56	MG	2A	3472	1/1	0.92	0.09	39,39,39,39	0
56	MG	1A	3075	1/1	0.92	0.19	71,71,71,71	0
56	MG	1A	3500	1/1	0.92	0.23	55,55,55,55	0
56	MG	1A	3821	1/1	0.92	0.28	23,23,23,23	0
56	MG	1A	3047	1/1	0.92	0.16	67,67,67,67	0
56	MG	1A	3962	1/1	0.92	0.99	52,52,52,52	0
56	MG	1A	3832	1/1	0.92	0.12	57,57,57,57	0
56	MG	2a	3137	1/1	0.92	0.10	67,67,67,67	0
56	MG	2A	3045	1/1	0.92	0.45	48,48,48,48	0
56	MG	1A	3136	1/1	0.92	0.17	60,60,60,60	0
56	MG	2A	3048	1/1	0.92	0.18	56,56,56,56	0
56	MG	1A	3041	1/1	0.92	0.20	55,55,55,55	0
56	MG	2A	3492	1/1	0.92	0.09	44,44,44,44	0
56	MG	1A	3294	1/1	0.92	0.11	23,23,23,23	0
56	MG	1a	1784	1/1	0.92	0.14	56,56,56,56	0
56	MG	1a	1786	1/1	0.92	0.52	92,92,92,92	0
56	MG	1A	3452	1/1	0.92	0.14	56,56,56,56	0
56	MG	1A	3295	1/1	0.92	0.18	50,50,50,50	0
56	MG	1N	3004	1/1	0.92	0.23	36,36,36,36	0
56	MG	1a	1793	1/1	0.92	0.10	77,77,77,77	0
56	MG	2a	3160	1/1	0.92	0.26	74,74,74,74	0
56	MG	2A	3503	1/1	0.92	0.09	59,59,59,59	0
56	MG	1A	3140	1/1	0.92	0.41	62,62,62,62	0
56	MG	2A	3068	1/1	0.92	0.12	39,39,39,39	0
56	MG	1A	3254	1/1	0.92	0.33	34,34,34,34	0
56	MG	1A	3849	1/1	0.92	0.16	73,73,73,73	0
56	MG	1a	1801	1/1	0.92	0.20	59,59,59,59	0
56	MG	1A	3982	1/1	0.92	0.31	49,49,49,49	0
56	MG	1a	1659	1/1	0.92	0.45	63,63,63,63	0
56	MG	1A	3009	1/1	0.92	0.28	56,56,56,56	0
56	MG	1A	3334	1/1	0.92	0.17	72,72,72,72	0
56	MG	1A	3723	1/1	0.92	0.19	8,8,8,8	0

Continued on next page...

Continued from previous page...

Mol	Type	Chain	Res	Atoms	RSCC	RSR	B-factors(\AA^2)	Q<0.9
56	MG	2A	3084	1/1	0.92	0.21	54,54,54,54	0
56	MG	2A	3085	1/1	0.92	0.28	53,53,53,53	0
56	MG	1A	3609	1/1	0.92	0.17	22,22,22,22	0
56	MG	1A	3257	1/1	0.92	0.18	44,44,44,44	0
56	MG	1a	1836	1/1	0.92	0.16	41,41,41,41	0
56	MG	1a	1838	1/1	0.92	0.33	66,66,66,66	0
56	MG	2A	3274	1/1	0.92	0.12	64,64,64,64	0
56	MG	1a	1669	1/1	0.92	0.12	46,46,46,46	0
56	MG	2A	3546	1/1	0.92	0.17	44,44,44,44	0
56	MG	2a	3196	1/1	0.92	0.17	90,90,90,90	0
56	MG	1A	3113	1/1	0.92	0.14	63,63,63,63	0
56	MG	1A	3168	1/1	0.92	0.25	42,42,42,42	0
56	MG	2a	3202	1/1	0.92	0.18	72,72,72,72	0
56	MG	2a	3204	1/1	0.92	0.14	64,64,64,64	0
56	MG	2A	3550	1/1	0.92	0.50	42,42,42,42	0
56	MG	1A	3869	1/1	0.92	0.09	42,42,42,42	0
56	MG	1a	1852	1/1	0.92	0.14	70,70,70,70	0
56	MG	1A	3343	1/1	0.92	0.18	77,77,77,77	0
56	MG	2A	3101	1/1	0.92	0.23	57,57,57,57	0
56	MG	2a	3215	1/1	0.92	0.25	56,56,56,56	0
56	MG	2A	3293	1/1	0.92	0.16	62,62,62,62	0
56	MG	1a	1857	1/1	0.92	0.26	73,73,73,73	0
56	MG	1A	3872	1/1	0.92	0.12	28,28,28,28	0
56	MG	2A	3297	1/1	0.92	0.11	58,58,58,58	0
56	MG	1A	3737	1/1	0.92	0.19	24,24,24,24	0
56	MG	2a	3230	1/1	0.92	0.14	50,50,50,50	0
56	MG	1a	1678	1/1	0.92	0.07	43,43,43,43	0
56	MG	2A	3107	1/1	0.92	0.75	45,45,45,45	0
56	MG	1A	3466	1/1	0.92	0.10	40,40,40,40	0
56	MG	1a	1682	1/1	0.92	0.12	46,46,46,46	0
56	MG	1A	3053	1/1	0.92	0.23	53,53,53,53	0
56	MG	2B	3005	1/1	0.92	0.17	53,53,53,53	0
56	MG	2a	3247	1/1	0.92	0.11	71,71,71,71	0
56	MG	1A	3744	1/1	0.92	0.11	53,53,53,53	0
56	MG	2B	3009	1/1	0.92	0.24	63,63,63,63	0
56	MG	2A	3308	1/1	0.92	0.16	40,40,40,40	0
56	MG	1a	1688	1/1	0.92	0.11	56,56,56,56	0
56	MG	2D	303	1/1	0.92	0.30	49,49,49,49	0
56	MG	1A	3345	1/1	0.92	0.09	60,60,60,60	0
56	MG	2A	3311	1/1	0.92	0.21	42,42,42,42	0
56	MG	1A	3524	1/1	0.92	0.16	54,54,54,54	0
56	MG	2A	3317	1/1	0.92	0.15	34,34,34,34	0

Continued on next page...

Continued from previous page...

Mol	Type	Chain	Res	Atoms	RSCC	RSR	B-factors(\AA^2)	Q<0.9
56	MG	1A	3749	1/1	0.92	0.12	27,27,27,27	0
56	MG	2A	3124	1/1	0.92	0.25	54,54,54,54	0
56	MG	2A	3322	1/1	0.92	0.14	67,67,67,67	0
56	MG	1A	3887	1/1	0.92	0.34	31,31,31,31	0
56	MG	1a	1695	1/1	0.92	0.24	50,50,50,50	0
56	MG	1a	1698	1/1	0.92	0.14	55,55,55,55	0
56	MG	2a	3004	1/1	0.92	0.16	46,46,46,46	0
56	MG	2A	3329	1/1	0.92	0.15	37,37,37,37	0
56	MG	10	103	1/1	0.92	0.10	75,75,75,75	0
56	MG	1e	3001	1/1	0.92	0.13	69,69,69,69	0
57	ZN	1n	501	1/1	0.92	0.11	84,84,84,84	0
57	ZN	2Y	501	1/1	0.92	0.19	85,85,85,85	0
56	MG	2A	3132	1/1	0.92	0.26	53,53,53,53	0
57	ZN	2n	501	1/1	0.92	0.12	98,98,98,98	0
56	MG	2A	3325	1/1	0.93	0.18	52,52,52,52	0
56	MG	1A	3211	1/1	0.93	0.13	58,58,58,58	0
56	MG	1A	3094	1/1	0.93	0.32	51,51,51,51	0
56	MG	2a	3003	1/1	0.93	0.19	57,57,57,57	0
56	MG	1A	3502	1/1	0.93	0.34	63,63,63,63	0
56	MG	2a	3005	1/1	0.93	0.19	62,62,62,62	0
56	MG	1A	3134	1/1	0.93	0.51	45,45,45,45	0
56	MG	1A	3443	1/1	0.93	0.48	48,48,48,48	0
56	MG	1a	1874	1/1	0.93	0.07	61,61,61,61	0
56	MG	1A	3021	1/1	0.93	1.04	48,48,48,48	0
56	MG	2A	3337	1/1	0.93	0.18	46,46,46,46	0
56	MG	2A	3338	1/1	0.93	0.14	56,56,56,56	0
56	MG	1A	3353	1/1	0.93	0.23	58,58,58,58	0
56	MG	2A	3134	1/1	0.93	0.07	51,51,51,51	0
56	MG	1A	3354	1/1	0.93	0.10	43,43,43,43	0
56	MG	1a	1684	1/1	0.93	0.11	48,48,48,48	0
56	MG	2a	3019	1/1	0.93	0.12	73,73,73,73	0
56	MG	2A	3140	1/1	0.93	0.11	58,58,58,58	0
56	MG	1A	3447	1/1	0.93	0.15	63,63,63,63	0
56	MG	1A	3056	1/1	0.93	0.12	62,62,62,62	0
56	MG	1A	3761	1/1	0.93	0.10	66,66,66,66	0
56	MG	1A	3933	1/1	0.93	0.13	42,42,42,42	0
56	MG	1A	3449	1/1	0.93	0.31	66,66,66,66	0
56	MG	1A	3616	1/1	0.93	0.15	22,22,22,22	0
56	MG	1A	3264	1/1	0.93	0.38	38,38,38,38	0
56	MG	1A	3767	1/1	0.93	0.20	40,40,40,40	0
56	MG	1A	3266	1/1	0.93	0.10	44,44,44,44	0
56	MG	1A	3224	1/1	0.93	0.18	35,35,35,35	0

Continued on next page...

Continued from previous page...

Mol	Type	Chain	Res	Atoms	RSCC	RSR	B-factors(\AA^2)	Q<0.9
56	MG	2A	3367	1/1	0.93	0.17	50,50,50,50	0
56	MG	2A	3159	1/1	0.93	0.19	37,37,37,37	0
56	MG	1A	3454	1/1	0.93	0.46	66,66,66,66	0
56	MG	1A	3951	1/1	0.93	0.32	70,70,70,70	0
56	MG	1A	3122	1/1	0.93	0.23	58,58,58,58	0
56	MG	2A	3375	1/1	0.93	0.17	48,48,48,48	0
56	MG	2A	3376	1/1	0.93	0.18	47,47,47,47	0
56	MG	2A	3165	1/1	0.93	0.23	49,49,49,49	0
56	MG	1A	3627	1/1	0.93	0.14	20,20,20,20	0
56	MG	2A	3383	1/1	0.93	0.22	66,66,66,66	0
56	MG	1A	3956	1/1	0.93	0.17	53,53,53,53	0
56	MG	1x	105	1/1	0.93	0.21	57,57,57,57	0
56	MG	2A	3175	1/1	0.93	0.25	52,52,52,52	0
56	MG	2A	3390	1/1	0.93	0.19	56,56,56,56	0
56	MG	1A	3139	1/1	0.93	0.41	41,41,41,41	0
56	MG	1A	3407	1/1	0.93	0.10	41,41,41,41	0
56	MG	1U	203	1/1	0.93	0.50	47,47,47,47	0
56	MG	1A	3639	1/1	0.93	0.12	25,25,25,25	0
56	MG	1A	3784	1/1	0.93	0.22	33,33,33,33	0
56	MG	1A	3081	1/1	0.93	0.31	58,58,58,58	0
56	MG	1A	3641	1/1	0.93	0.11	39,39,39,39	0
56	MG	2A	3403	1/1	0.93	0.19	62,62,62,62	0
56	MG	1A	3107	1/1	0.93	0.26	58,58,58,58	0
56	MG	1A	3793	1/1	0.93	0.10	40,40,40,40	0
56	MG	1A	3277	1/1	0.93	0.87	48,48,48,48	0
56	MG	1A	3804	1/1	0.93	0.12	31,31,31,31	0
56	MG	2a	3071	1/1	0.93	0.29	59,59,59,59	0
56	MG	2A	3189	1/1	0.93	0.14	34,34,34,34	0
56	MG	2A	3415	1/1	0.93	0.16	60,60,60,60	0
56	MG	1A	3976	1/1	0.93	0.28	69,69,69,69	0
56	MG	1A	3412	1/1	0.93	0.55	45,45,45,45	0
56	MG	2A	3419	1/1	0.93	0.07	56,56,56,56	0
56	MG	2A	3014	1/1	0.93	0.06	66,66,66,66	0
56	MG	2A	3428	1/1	0.93	0.14	49,49,49,49	0
56	MG	1A	3414	1/1	0.93	0.11	65,65,65,65	0
56	MG	2A	3016	1/1	0.93	0.27	57,57,57,57	0
56	MG	2a	3089	1/1	0.93	0.09	66,66,66,66	0
56	MG	2a	3090	1/1	0.93	0.10	42,42,42,42	0
56	MG	1A	3110	1/1	0.93	0.71	55,55,55,55	0
56	MG	1A	3811	1/1	0.93	0.08	39,39,39,39	0
56	MG	1A	3531	1/1	0.93	0.22	33,33,33,33	0
56	MG	2A	3441	1/1	0.93	0.08	58,58,58,58	0

Continued on next page...

Continued from previous page...

Mol	Type	Chain	Res	Atoms	RSCC	RSR	B-factors(\AA^2)	Q<0.9
56	MG	2A	3204	1/1	0.93	0.12	44,44,44,44	0
56	MG	2A	3206	1/1	0.93	0.11	41,41,41,41	0
56	MG	1A	3279	1/1	0.93	0.20	28,28,28,28	0
56	MG	2A	3446	1/1	0.93	0.10	42,42,42,42	0
56	MG	1A	3819	1/1	0.93	0.10	82,82,82,82	0
56	MG	2a	3102	1/1	0.93	0.24	47,47,47,47	0
56	MG	2a	3103	1/1	0.93	0.12	69,69,69,69	0
56	MG	1A	3177	1/1	0.93	0.62	39,39,39,39	0
56	MG	1A	3419	1/1	0.93	0.20	56,56,56,56	0
56	MG	2A	3212	1/1	0.93	0.15	23,23,23,23	0
56	MG	1A	3049	1/1	0.93	0.26	48,48,48,48	0
56	MG	2a	3114	1/1	0.93	0.23	53,53,53,53	0
56	MG	1A	3826	1/1	0.93	0.16	37,37,37,37	0
56	MG	1A	3830	1/1	0.93	0.26	63,63,63,63	0
56	MG	1A	3661	1/1	0.93	0.20	36,36,36,36	0
56	MG	18	103	1/1	0.93	0.31	52,52,52,52	0
56	MG	1a	1601	1/1	0.93	0.10	53,53,53,53	0
56	MG	2A	3032	1/1	0.93	0.14	53,53,53,53	0
56	MG	1A	3127	1/1	0.93	0.50	53,53,53,53	0
56	MG	2a	3128	1/1	0.93	0.11	38,38,38,38	0
56	MG	2A	3469	1/1	0.93	0.11	51,51,51,51	0
56	MG	1a	1604	1/1	0.93	0.12	69,69,69,69	0
56	MG	1A	3836	1/1	0.93	0.19	35,35,35,35	0
56	MG	1a	1762	1/1	0.93	0.08	89,89,89,89	0
56	MG	1A	3837	1/1	0.93	0.09	62,62,62,62	0
56	MG	2A	3230	1/1	0.93	0.10	47,47,47,47	0
56	MG	2A	3231	1/1	0.93	0.21	45,45,45,45	0
56	MG	1A	3017	1/1	0.93	0.15	40,40,40,40	0
56	MG	2a	3149	1/1	0.93	0.13	65,65,65,65	0
56	MG	2a	3151	1/1	0.93	0.15	92,92,92,92	0
56	MG	1A	4005	1/1	0.93	0.13	58,58,58,58	0
56	MG	1A	3543	1/1	0.93	0.18	65,65,65,65	0
56	MG	2A	3044	1/1	0.93	0.75	48,48,48,48	0
56	MG	1A	3287	1/1	0.93	0.35	27,27,27,27	0
56	MG	1A	3477	1/1	0.93	0.29	66,66,66,66	0
56	MG	1A	3426	1/1	0.93	0.27	46,46,46,46	0
56	MG	1A	3684	1/1	0.93	0.11	50,50,50,50	0
56	MG	1A	4016	1/1	0.93	0.46	37,37,37,37	0
56	MG	1A	3114	1/1	0.93	0.14	52,52,52,52	0
56	MG	2A	3498	1/1	0.93	0.12	49,49,49,49	0
56	MG	1a	1778	1/1	0.93	0.27	57,57,57,57	0
56	MG	1A	3481	1/1	0.93	0.91	40,40,40,40	0

Continued on next page...

Continued from previous page...

Mol	Type	Chain	Res	Atoms	RSCC	RSR	B-factors(\AA^2)	Q<0.9
56	MG	2a	3165	1/1	0.93	0.15	52,52,52,52	0
56	MG	1a	1782	1/1	0.93	0.18	43,43,43,43	0
56	MG	2A	3064	1/1	0.93	0.23	56,56,56,56	0
56	MG	2A	3504	1/1	0.93	0.09	56,56,56,56	0
56	MG	1A	3336	1/1	0.93	0.14	49,49,49,49	0
56	MG	1B	202	1/1	0.93	0.19	52,52,52,52	0
56	MG	2a	3174	1/1	0.93	0.19	69,69,69,69	0
56	MG	1A	3038	1/1	0.93	0.10	52,52,52,52	0
56	MG	1A	3700	1/1	0.93	0.06	63,63,63,63	0
56	MG	2A	3069	1/1	0.93	0.12	37,37,37,37	0
56	MG	2A	3512	1/1	0.93	0.10	44,44,44,44	0
56	MG	1A	3557	1/1	0.93	0.19	31,31,31,31	0
56	MG	2A	3265	1/1	0.93	0.19	37,37,37,37	0
56	MG	1A	3042	1/1	0.93	0.83	44,44,44,44	0
56	MG	2A	3267	1/1	0.93	0.15	39,39,39,39	0
56	MG	1A	3562	1/1	0.93	0.12	55,55,55,55	0
56	MG	1A	3868	1/1	0.93	0.18	44,44,44,44	0
56	MG	2A	3075	1/1	0.93	0.14	59,59,59,59	0
56	MG	1A	3152	1/1	0.93	0.14	50,50,50,50	0
56	MG	1a	1798	1/1	0.93	0.10	71,71,71,71	0
56	MG	1a	1799	1/1	0.93	0.18	61,61,61,61	0
56	MG	1A	3341	1/1	0.93	0.10	64,64,64,64	0
56	MG	2A	3536	1/1	0.93	0.12	38,38,38,38	0
56	MG	2A	3278	1/1	0.93	0.12	31,31,31,31	0
56	MG	2A	3279	1/1	0.93	0.12	62,62,62,62	0
56	MG	2A	3544	1/1	0.93	0.18	45,45,45,45	0
56	MG	1A	3248	1/1	0.93	0.12	26,26,26,26	0
56	MG	1A	3568	1/1	0.93	0.22	42,42,42,42	0
56	MG	1A	3569	1/1	0.93	0.07	45,45,45,45	0
56	MG	1a	1813	1/1	0.93	0.16	59,59,59,59	0
56	MG	1A	3064	1/1	0.93	0.41	40,40,40,40	0
56	MG	2a	3219	1/1	0.93	0.14	52,52,52,52	0
56	MG	2a	3220	1/1	0.93	0.10	63,63,63,63	0
56	MG	1A	3877	1/1	0.93	0.13	42,42,42,42	0
56	MG	1A	3493	1/1	0.93	0.15	65,65,65,65	0
56	MG	1A	3579	1/1	0.93	0.15	45,45,45,45	0
56	MG	1A	3160	1/1	0.93	0.12	40,40,40,40	0
56	MG	1A	3495	1/1	0.93	0.11	66,66,66,66	0
56	MG	1A	3886	1/1	0.93	0.34	33,33,33,33	0
56	MG	1A	3731	1/1	0.93	0.22	23,23,23,23	0
56	MG	2a	3236	1/1	0.93	0.15	62,62,62,62	0
56	MG	1A	3732	1/1	0.93	0.22	45,45,45,45	0

Continued on next page...

Continued from previous page...

Mol	Type	Chain	Res	Atoms	RSCC	RSR	B-factors(\AA^2)	Q<0.9
56	MG	1A	3733	1/1	0.93	0.13	35,35,35,35	0
56	MG	2A	3565	1/1	0.93	0.15	52,52,52,52	0
56	MG	2a	3242	1/1	0.93	0.12	61,61,61,61	0
56	MG	1A	3597	1/1	0.93	0.12	48,48,48,48	0
56	MG	1A	3735	1/1	0.93	0.16	36,36,36,36	0
56	MG	2A	3105	1/1	0.93	0.27	54,54,54,54	0
56	MG	1A	3497	1/1	0.93	0.21	57,57,57,57	0
56	MG	1a	1855	1/1	0.93	0.11	55,55,55,55	0
56	MG	2B	3006	1/1	0.93	0.09	58,58,58,58	0
56	MG	1a	1665	1/1	0.93	0.14	61,61,61,61	0
56	MG	1E	302	1/1	0.93	0.10	48,48,48,48	0
56	MG	2B	3010	1/1	0.93	0.32	50,50,50,50	0
56	MG	1a	1861	1/1	0.93	0.17	58,58,58,58	0
56	MG	2a	3260	1/1	0.93	0.08	72,72,72,72	0
56	MG	2D	301	1/1	0.93	0.16	57,57,57,57	0
56	MG	2A	3314	1/1	0.93	0.19	56,56,56,56	0
56	MG	1A	3209	1/1	0.93	0.60	40,40,40,40	0
56	MG	2A	3115	1/1	0.93	0.13	35,35,35,35	0
56	MG	2A	3318	1/1	0.93	0.23	47,47,47,47	0
56	MG	2E	302	1/1	0.93	0.15	59,59,59,59	0
56	MG	2F	301	1/1	0.93	0.11	57,57,57,57	0
56	MG	2F	302	1/1	0.93	0.20	47,47,47,47	0
56	MG	2A	3116	1/1	0.93	0.12	47,47,47,47	0
56	MG	2A	3320	1/1	0.93	0.15	33,33,33,33	0
56	MG	1A	3900	1/1	0.93	0.11	66,66,66,66	0
56	MG	1A	3602	1/1	0.93	0.11	45,45,45,45	0
56	MG	1A	3906	1/1	0.93	0.17	49,49,49,49	0
57	ZN	29	501	1/1	0.93	0.16	62,62,62,62	0
56	MG	2Q	3001	1/1	0.93	0.33	48,48,48,48	0
56	MG	1A	3198	1/1	0.94	0.22	28,28,28,28	0
56	MG	1A	3599	1/1	0.94	0.23	37,37,37,37	0
56	MG	2A	3280	1/1	0.94	0.12	63,63,63,63	0
56	MG	2A	3281	1/1	0.94	0.22	59,59,59,59	0
56	MG	2A	3051	1/1	0.94	0.10	40,40,40,40	0
56	MG	2A	3283	1/1	0.94	0.11	48,48,48,48	0
56	MG	1A	3967	1/1	0.94	0.11	19,19,19,19	0
56	MG	1a	1753	1/1	0.94	0.08	70,70,70,70	0
56	MG	10	102	1/1	0.94	0.15	60,60,60,60	0
56	MG	2A	3058	1/1	0.94	0.17	37,37,37,37	0
56	MG	2D	306	1/1	0.94	0.08	68,68,68,68	0
56	MG	1A	3413	1/1	0.94	0.14	41,41,41,41	0
56	MG	2A	3291	1/1	0.94	0.15	36,36,36,36	0

Continued on next page...

Continued from previous page...

Mol	Type	Chain	Res	Atoms	RSCC	RSR	B-factors(Å ²)	Q<0.9
56	MG	2E	304	1/1	0.94	0.19	67,67,67,67	0
56	MG	1A	3823	1/1	0.94	0.28	43,43,43,43	0
56	MG	1A	3148	1/1	0.94	0.15	62,62,62,62	0
56	MG	1A	3827	1/1	0.94	0.13	31,31,31,31	0
56	MG	10	107	1/1	0.94	0.16	55,55,55,55	0
56	MG	1A	3370	1/1	0.94	0.13	66,66,66,66	0
56	MG	2F	306	1/1	0.94	0.12	40,40,40,40	0
56	MG	1A	3831	1/1	0.94	0.15	70,70,70,70	0
56	MG	13	101	1/1	0.94	0.14	49,49,49,49	0
56	MG	2O	203	1/1	0.94	0.14	40,40,40,40	0
56	MG	2A	3070	1/1	0.94	0.17	32,32,32,32	0
56	MG	2Q	3005	1/1	0.94	0.53	52,52,52,52	0
56	MG	2Y	502	1/1	0.94	0.22	52,52,52,52	0
56	MG	1A	3979	1/1	0.94	0.19	49,49,49,49	0
56	MG	1A	3240	1/1	0.94	0.16	49,49,49,49	0
56	MG	15	102	1/1	0.94	0.66	40,40,40,40	0
56	MG	2a	3002	1/1	0.94	0.24	65,65,65,65	0
56	MG	1A	3711	1/1	0.94	0.35	48,48,48,48	0
56	MG	2A	3307	1/1	0.94	0.20	35,35,35,35	0
56	MG	1a	1767	1/1	0.94	0.15	64,64,64,64	0
56	MG	1A	3712	1/1	0.94	0.14	43,43,43,43	0
56	MG	2A	3077	1/1	0.94	0.20	64,64,64,64	0
56	MG	2A	3078	1/1	0.94	0.20	60,60,60,60	0
56	MG	2A	3313	1/1	0.94	0.09	53,53,53,53	0
56	MG	1a	1770	1/1	0.94	0.07	67,67,67,67	0
56	MG	2A	3081	1/1	0.94	0.09	44,44,44,44	0
56	MG	1A	3282	1/1	0.94	0.18	52,52,52,52	0
56	MG	1a	1772	1/1	0.94	0.23	78,78,78,78	0
56	MG	1A	3418	1/1	0.94	0.11	66,66,66,66	0
56	MG	1a	1774	1/1	0.94	0.08	76,76,76,76	0
56	MG	1A	3608	1/1	0.94	0.19	25,25,25,25	0
56	MG	1A	3986	1/1	0.94	0.84	42,42,42,42	0
56	MG	2a	3021	1/1	0.94	0.49	60,60,60,60	0
56	MG	19	102	1/1	0.94	0.14	51,51,51,51	0
56	MG	2A	3089	1/1	0.94	0.18	40,40,40,40	0
56	MG	1A	3202	1/1	0.94	0.22	43,43,43,43	0
56	MG	1a	1780	1/1	0.94	0.29	68,68,68,68	0
56	MG	1A	3844	1/1	0.94	0.13	71,71,71,71	0
56	MG	1A	3205	1/1	0.94	0.18	41,41,41,41	0
56	MG	1A	3724	1/1	0.94	0.20	58,58,58,58	0
56	MG	1A	3138	1/1	0.94	0.58	55,55,55,55	0
56	MG	1a	1785	1/1	0.94	0.25	63,63,63,63	0

Continued on next page...

Continued from previous page...

Mol	Type	Chain	Res	Atoms	RSCC	RSR	B-factors(Å ²)	Q<0.9
56	MG	1A	3289	1/1	0.94	0.84	43,43,43,43	0
56	MG	1a	1787	1/1	0.94	0.16	58,58,58,58	0
56	MG	1A	3850	1/1	0.94	0.15	41,41,41,41	0
56	MG	2A	3340	1/1	0.94	0.17	56,56,56,56	0
56	MG	1a	1790	1/1	0.94	0.16	71,71,71,71	0
56	MG	1A	3852	1/1	0.94	0.18	16,16,16,16	0
56	MG	2a	3039	1/1	0.94	0.17	57,57,57,57	0
56	MG	2a	3040	1/1	0.94	0.16	39,39,39,39	0
56	MG	1A	3245	1/1	0.94	0.14	49,49,49,49	0
56	MG	1A	3084	1/1	0.94	0.12	50,50,50,50	0
56	MG	1A	4002	1/1	0.94	0.90	34,34,34,34	0
56	MG	2A	3111	1/1	0.94	0.28	68,68,68,68	0
56	MG	1A	4003	1/1	0.94	0.90	43,43,43,43	0
56	MG	2A	3355	1/1	0.94	0.20	73,73,73,73	0
56	MG	2a	3048	1/1	0.94	0.17	80,80,80,80	0
56	MG	1a	1797	1/1	0.94	0.11	60,60,60,60	0
56	MG	1a	1616	1/1	0.94	0.27	74,74,74,74	0
56	MG	1A	3473	1/1	0.94	0.85	50,50,50,50	0
56	MG	2A	3359	1/1	0.94	0.12	50,50,50,50	0
56	MG	2a	3053	1/1	0.94	0.14	85,85,85,85	0
56	MG	1A	3530	1/1	0.94	0.26	51,51,51,51	0
56	MG	1A	3210	1/1	0.94	0.21	43,43,43,43	0
56	MG	2A	3363	1/1	0.94	0.17	61,61,61,61	0
56	MG	1A	3475	1/1	0.94	0.56	53,53,53,53	0
56	MG	1a	1805	1/1	0.94	0.20	67,67,67,67	0
56	MG	1A	3340	1/1	0.94	0.24	47,47,47,47	0
56	MG	2a	3064	1/1	0.94	0.08	77,77,77,77	0
56	MG	1a	1809	1/1	0.94	0.18	62,62,62,62	0
56	MG	1a	1811	1/1	0.94	0.14	55,55,55,55	0
56	MG	1a	1812	1/1	0.94	0.23	49,49,49,49	0
56	MG	2a	3068	1/1	0.94	0.33	67,67,67,67	0
56	MG	1A	3151	1/1	0.94	0.08	47,47,47,47	0
56	MG	1A	3624	1/1	0.94	0.18	18,18,18,18	0
56	MG	1A	3740	1/1	0.94	0.26	36,36,36,36	0
56	MG	1A	3386	1/1	0.94	0.27	63,63,63,63	0
56	MG	2A	3133	1/1	0.94	0.12	52,52,52,52	0
56	MG	1a	1823	1/1	0.94	0.18	69,69,69,69	0
56	MG	1A	4019	1/1	0.94	0.78	47,47,47,47	0
56	MG	1A	3873	1/1	0.94	0.18	48,48,48,48	0
56	MG	2a	3081	1/1	0.94	0.16	52,52,52,52	0
56	MG	2A	3139	1/1	0.94	0.31	45,45,45,45	0
56	MG	1A	3078	1/1	0.94	0.08	62,62,62,62	0

Continued on next page...

Continued from previous page...

Mol	Type	Chain	Res	Atoms	RSCC	RSR	B-factors(\AA^2)	Q<0.9
56	MG	2A	3393	1/1	0.94	0.13	63,63,63,63	0
56	MG	1A	3628	1/1	0.94	0.19	28,28,28,28	0
56	MG	1a	1635	1/1	0.94	0.17	50,50,50,50	0
56	MG	1a	1842	1/1	0.94	0.20	73,73,73,73	0
56	MG	1A	3631	1/1	0.94	0.12	19,19,19,19	0
56	MG	1A	3748	1/1	0.94	0.13	37,37,37,37	0
56	MG	1a	1848	1/1	0.94	0.21	57,57,57,57	0
56	MG	1a	1639	1/1	0.94	0.15	62,62,62,62	0
56	MG	2A	3153	1/1	0.94	0.18	33,33,33,33	0
56	MG	2A	3404	1/1	0.94	0.11	43,43,43,43	0
56	MG	1A	3252	1/1	0.94	0.15	28,28,28,28	0
56	MG	1A	3217	1/1	0.94	0.13	42,42,42,42	0
56	MG	1A	3634	1/1	0.94	0.18	56,56,56,56	0
56	MG	1A	3637	1/1	0.94	0.17	47,47,47,47	0
56	MG	1A	3019	1/1	0.94	0.13	49,49,49,49	0
56	MG	2A	3412	1/1	0.94	0.15	63,63,63,63	0
56	MG	2a	3105	1/1	0.94	0.32	55,55,55,55	0
56	MG	2A	3414	1/1	0.94	0.07	49,49,49,49	0
56	MG	1a	1860	1/1	0.94	0.21	55,55,55,55	0
56	MG	1a	1647	1/1	0.94	0.19	56,56,56,56	0
56	MG	1A	3436	1/1	0.94	0.17	61,61,61,61	0
56	MG	2A	3167	1/1	0.94	0.20	25,25,25,25	0
56	MG	2A	3425	1/1	0.94	0.19	47,47,47,47	0
56	MG	2A	3426	1/1	0.94	0.12	62,62,62,62	0
56	MG	2A	3168	1/1	0.94	0.19	47,47,47,47	0
56	MG	2a	3120	1/1	0.94	0.13	63,63,63,63	0
56	MG	1A	3179	1/1	0.94	0.39	44,44,44,44	0
56	MG	2A	3170	1/1	0.94	0.11	42,42,42,42	0
56	MG	2a	3124	1/1	0.94	0.15	63,63,63,63	0
56	MG	2A	3171	1/1	0.94	0.16	41,41,41,41	0
56	MG	2a	3127	1/1	0.94	0.19	61,61,61,61	0
56	MG	1A	3393	1/1	0.94	0.50	52,52,52,52	0
56	MG	2A	3435	1/1	0.94	0.07	53,53,53,53	0
56	MG	1A	3180	1/1	0.94	0.47	33,33,33,33	0
56	MG	1A	3891	1/1	0.94	0.08	62,62,62,62	0
56	MG	2A	3440	1/1	0.94	0.29	60,60,60,60	0
56	MG	1A	3491	1/1	0.94	0.40	61,61,61,61	0
56	MG	2a	3140	1/1	0.94	0.08	63,63,63,63	0
56	MG	1A	3090	1/1	0.94	0.43	53,53,53,53	0
56	MG	1A	3143	1/1	0.94	0.26	52,52,52,52	0
56	MG	1a	1661	1/1	0.94	0.10	15,15,15,15	0
56	MG	1A	3898	1/1	0.94	0.15	25,25,25,25	0

Continued on next page...

Continued from previous page...

Mol	Type	Chain	Res	Atoms	RSCC	RSR	B-factors(\AA^2)	Q<0.9
56	MG	1A	3227	1/1	0.94	0.16	41,41,41,41	0
56	MG	1A	3308	1/1	0.94	0.34	50,50,50,50	0
56	MG	1A	3902	1/1	0.94	0.10	45,45,45,45	0
56	MG	1A	3903	1/1	0.94	0.17	19,19,19,19	0
56	MG	1A	3905	1/1	0.94	0.12	51,51,51,51	0
56	MG	1a	1670	1/1	0.94	0.17	43,43,43,43	0
56	MG	1A	3186	1/1	0.94	0.43	32,32,32,32	0
56	MG	1A	3909	1/1	0.94	0.12	62,62,62,62	0
56	MG	1A	3910	1/1	0.94	0.14	65,65,65,65	0
56	MG	2A	3193	1/1	0.94	0.12	32,32,32,32	0
56	MG	1a	1674	1/1	0.94	0.12	54,54,54,54	0
56	MG	1E	303	1/1	0.94	1.00	58,58,58,58	0
56	MG	1A	3911	1/1	0.94	0.27	39,39,39,39	0
56	MG	1E	305	1/1	0.94	0.14	31,31,31,31	0
56	MG	1A	3912	1/1	0.94	0.32	40,40,40,40	0
56	MG	1A	3773	1/1	0.94	0.27	80,80,80,80	0
56	MG	2A	3475	1/1	0.94	0.18	35,35,35,35	0
56	MG	1q	204	1/1	0.94	0.26	52,52,52,52	0
56	MG	2a	3171	1/1	0.94	0.11	68,68,68,68	0
56	MG	2A	3479	1/1	0.94	0.37	50,50,50,50	0
56	MG	1a	1681	1/1	0.94	0.06	55,55,55,55	0
56	MG	1A	3776	1/1	0.94	0.14	20,20,20,20	0
56	MG	1A	3917	1/1	0.94	0.15	31,31,31,31	0
56	MG	1a	1685	1/1	0.94	0.16	53,53,53,53	0
56	MG	1A	3061	1/1	0.94	0.18	44,44,44,44	0
56	MG	2A	3488	1/1	0.94	0.20	63,63,63,63	0
56	MG	1A	3920	1/1	0.94	0.15	64,64,64,64	0
56	MG	1A	3231	1/1	0.94	1.03	49,49,49,49	0
56	MG	1A	3109	1/1	0.94	0.31	55,55,55,55	0
56	MG	2a	3188	1/1	0.94	0.11	60,60,60,60	0
56	MG	1A	3664	1/1	0.94	0.14	15,15,15,15	0
56	MG	2a	3190	1/1	0.94	0.20	52,52,52,52	0
56	MG	1A	3029	1/1	0.94	0.14	54,54,54,54	0
56	MG	2A	3002	1/1	0.94	0.16	47,47,47,47	0
56	MG	1A	3275	1/1	0.94	0.09	25,25,25,25	0
56	MG	2A	3220	1/1	0.94	0.14	45,45,45,45	0
56	MG	1A	3670	1/1	0.94	0.13	55,55,55,55	0
56	MG	2A	3222	1/1	0.94	0.62	36,36,36,36	0
56	MG	2a	3203	1/1	0.94	0.15	69,69,69,69	0
56	MG	1a	1697	1/1	0.94	0.10	52,52,52,52	0
56	MG	1A	3671	1/1	0.94	0.32	56,56,56,56	0
56	MG	2A	3226	1/1	0.94	0.20	57,57,57,57	0

Continued on next page...

Continued from previous page...

Mol	Type	Chain	Res	Atoms	RSCC	RSR	B-factors(\AA^2)	Q<0.9
56	MG	1a	1699	1/1	0.94	0.07	71,71,71,71	0
56	MG	2A	3506	1/1	0.94	0.32	56,56,56,56	0
56	MG	1a	1700	1/1	0.94	0.10	36,36,36,36	0
56	MG	1A	3787	1/1	0.94	0.14	74,74,74,74	0
56	MG	2A	3012	1/1	0.94	0.24	53,53,53,53	0
56	MG	1A	3788	1/1	0.94	0.16	23,23,23,23	0
56	MG	1N	3005	1/1	0.94	0.11	51,51,51,51	0
56	MG	1A	3573	1/1	0.94	0.25	47,47,47,47	0
56	MG	1A	3193	1/1	0.94	0.16	23,23,23,23	0
56	MG	2a	3224	1/1	0.94	0.17	54,54,54,54	0
56	MG	2a	3225	1/1	0.94	0.14	59,59,59,59	0
56	MG	2a	3227	1/1	0.94	0.19	66,66,66,66	0
56	MG	1A	3794	1/1	0.94	0.14	68,68,68,68	0
56	MG	1A	3795	1/1	0.94	0.15	64,64,64,64	0
56	MG	2A	3521	1/1	0.94	0.16	44,44,44,44	0
56	MG	1P	204	1/1	0.94	0.12	47,47,47,47	0
56	MG	1A	3012	1/1	0.94	0.20	47,47,47,47	0
56	MG	1A	3801	1/1	0.94	0.16	42,42,42,42	0
56	MG	1a	1715	1/1	0.94	0.07	39,39,39,39	0
56	MG	2A	3243	1/1	0.94	0.17	63,63,63,63	0
56	MG	2A	3528	1/1	0.94	0.26	49,49,49,49	0
56	MG	2A	3244	1/1	0.94	0.10	63,63,63,63	0
56	MG	1R	201	1/1	0.94	0.27	63,63,63,63	0
56	MG	2a	3244	1/1	0.94	0.18	67,67,67,67	0
56	MG	2a	3246	1/1	0.94	0.07	62,62,62,62	0
56	MG	1a	1720	1/1	0.94	0.10	50,50,50,50	0
56	MG	2A	3539	1/1	0.94	0.22	35,35,35,35	0
56	MG	1A	3943	1/1	0.94	0.17	68,68,68,68	0
56	MG	1A	3364	1/1	0.94	0.16	44,44,44,44	0
56	MG	2A	3543	1/1	0.94	0.21	56,56,56,56	0
56	MG	1A	3947	1/1	0.94	0.37	43,43,43,43	0
56	MG	1A	3586	1/1	0.94	0.14	57,57,57,57	0
56	MG	1A	3952	1/1	0.94	0.14	51,51,51,51	0
56	MG	1A	3237	1/1	0.94	0.14	46,46,46,46	0
56	MG	1A	3686	1/1	0.94	0.13	46,46,46,46	0
56	MG	1A	3689	1/1	0.94	0.12	55,55,55,55	0
56	MG	2A	3260	1/1	0.94	0.14	72,72,72,72	0
56	MG	2a	3262	1/1	0.94	0.10	56,56,56,56	0
56	MG	2A	3261	1/1	0.94	0.18	42,42,42,42	0
56	MG	1A	3957	1/1	0.94	0.13	42,42,42,42	0
56	MG	1a	1734	1/1	0.94	0.10	45,45,45,45	0
56	MG	2A	3037	1/1	0.94	0.07	46,46,46,46	0

Continued on next page...

Continued from previous page...

Mol	Type	Chain	Res	Atoms	RSCC	RSR	B-factors(\AA^2)	Q<0.9
56	MG	1a	1736	1/1	0.94	0.22	41,41,41,41	0
56	MG	1A	3813	1/1	0.94	0.21	56,56,56,56	0
56	MG	2t	3001	1/1	0.94	0.12	50,50,50,50	0
56	MG	1a	1739	1/1	0.94	0.29	46,46,46,46	0
56	MG	2A	3563	1/1	0.94	0.70	47,47,47,47	0
56	MG	1A	3692	1/1	0.94	0.14	33,33,33,33	0
56	MG	1A	3960	1/1	0.94	0.66	53,53,53,53	0
56	MG	1A	3596	1/1	0.94	0.11	49,49,49,49	0
56	MG	2A	3046	1/1	0.94	0.26	64,64,64,64	0
56	MG	1A	3411	1/1	0.94	0.30	62,62,62,62	0
56	MG	2A	3277	1/1	0.94	0.25	41,41,41,41	0
56	MG	2A	3060	1/1	0.95	0.14	43,43,43,43	0
56	MG	1A	3856	1/1	0.95	0.09	69,69,69,69	0
56	MG	2a	3042	1/1	0.95	0.14	56,56,56,56	0
56	MG	2A	3062	1/1	0.95	0.10	39,39,39,39	0
56	MG	2A	3063	1/1	0.95	0.45	45,45,45,45	0
56	MG	1a	1803	1/1	0.95	0.16	49,49,49,49	0
56	MG	1a	1804	1/1	0.95	0.11	52,52,52,52	0
56	MG	2A	3439	1/1	0.95	0.08	68,68,68,68	0
56	MG	2A	3237	1/1	0.95	0.16	41,41,41,41	0
56	MG	1O	3002	1/1	0.95	0.22	46,46,46,46	0
56	MG	1A	3669	1/1	0.95	0.11	46,46,46,46	0
56	MG	1a	1808	1/1	0.95	0.11	52,52,52,52	0
56	MG	1A	3861	1/1	0.95	0.18	48,48,48,48	0
56	MG	1a	1810	1/1	0.95	0.20	38,38,38,38	0
56	MG	1A	3316	1/1	0.95	0.26	48,48,48,48	0
56	MG	1A	3317	1/1	0.95	0.18	34,34,34,34	0
56	MG	1A	3673	1/1	0.95	0.27	65,65,65,65	0
56	MG	2a	3057	1/1	0.95	0.12	96,96,96,96	0
56	MG	2A	3248	1/1	0.95	0.22	56,56,56,56	0
56	MG	1a	1814	1/1	0.95	0.30	67,67,67,67	0
56	MG	2a	3062	1/1	0.95	0.12	59,59,59,59	0
56	MG	1a	1818	1/1	0.95	0.17	63,63,63,63	0
56	MG	2A	3251	1/1	0.95	0.09	53,53,53,53	0
56	MG	1A	3978	1/1	0.95	0.12	29,29,29,29	0
56	MG	1A	3535	1/1	0.95	0.11	41,41,41,41	0
56	MG	1T	201	1/1	0.95	0.18	41,41,41,41	0
56	MG	2A	3463	1/1	0.95	0.04	57,57,57,57	0
56	MG	2A	3079	1/1	0.95	0.34	52,52,52,52	0
56	MG	1A	3288	1/1	0.95	0.16	40,40,40,40	0
56	MG	1A	3678	1/1	0.95	0.17	61,61,61,61	0
56	MG	2A	3471	1/1	0.95	0.14	34,34,34,34	0

Continued on next page...

Continued from previous page...

Mol	Type	Chain	Res	Atoms	RSCC	RSR	B-factors(Å ²)	Q<0.9
56	MG	1A	3679	1/1	0.95	0.13	25,25,25,25	0
56	MG	1a	1832	1/1	0.95	0.13	50,50,50,50	0
56	MG	2A	3263	1/1	0.95	0.10	56,56,56,56	0
56	MG	1a	1834	1/1	0.95	0.20	63,63,63,63	0
56	MG	2A	3476	1/1	0.95	0.19	33,33,33,33	0
56	MG	1A	3537	1/1	0.95	0.15	32,32,32,32	0
56	MG	1A	3538	1/1	0.95	0.22	57,57,57,57	0
56	MG	1a	1840	1/1	0.95	0.20	41,41,41,41	0
56	MG	1A	3222	1/1	0.95	0.23	50,50,50,50	0
56	MG	1A	3389	1/1	0.95	0.60	45,45,45,45	0
56	MG	1A	3987	1/1	0.95	0.27	38,38,38,38	0
56	MG	1A	3321	1/1	0.95	0.24	37,37,37,37	0
56	MG	1A	3989	1/1	0.95	0.13	25,25,25,25	0
56	MG	1a	1692	1/1	0.95	0.09	57,57,57,57	0
56	MG	2A	3095	1/1	0.95	0.19	31,31,31,31	0
56	MG	2a	3095	1/1	0.95	0.23	45,45,45,45	0
56	MG	2A	3491	1/1	0.95	0.04	47,47,47,47	0
56	MG	2A	3275	1/1	0.95	0.12	60,60,60,60	0
56	MG	1a	1850	1/1	0.95	0.10	59,59,59,59	0
56	MG	2A	3494	1/1	0.95	0.10	56,56,56,56	0
56	MG	1W	3001	1/1	0.95	0.33	34,34,34,34	0
56	MG	2a	3101	1/1	0.95	0.17	53,53,53,53	0
56	MG	1A	3424	1/1	0.95	0.15	61,61,61,61	0
56	MG	2A	3100	1/1	0.95	0.20	50,50,50,50	0
56	MG	1a	1696	1/1	0.95	0.17	70,70,70,70	0
56	MG	1W	3003	1/1	0.95	0.28	35,35,35,35	0
56	MG	1W	3004	1/1	0.95	0.46	31,31,31,31	0
56	MG	2a	3109	1/1	0.95	0.12	47,47,47,47	0
56	MG	1a	1859	1/1	0.95	0.17	59,59,59,59	0
56	MG	2a	3112	1/1	0.95	0.13	45,45,45,45	0
56	MG	2A	3286	1/1	0.95	0.13	32,32,32,32	0
56	MG	1A	3691	1/1	0.95	0.09	51,51,51,51	0
56	MG	1A	3199	1/1	0.95	0.20	37,37,37,37	0
56	MG	1A	3695	1/1	0.95	0.24	41,41,41,41	0
56	MG	2A	3507	1/1	0.95	0.17	47,47,47,47	0
56	MG	2A	3109	1/1	0.95	0.15	64,64,64,64	0
56	MG	1a	1863	1/1	0.95	0.12	51,51,51,51	0
56	MG	1A	3696	1/1	0.95	0.12	65,65,65,65	0
56	MG	1A	3011	1/1	0.95	0.10	67,67,67,67	0
56	MG	1a	1866	1/1	0.95	0.17	61,61,61,61	0
56	MG	1A	3501	1/1	0.95	0.18	56,56,56,56	0
56	MG	1A	3292	1/1	0.95	0.27	17,17,17,17	0

Continued on next page...

Continued from previous page...

Mol	Type	Chain	Res	Atoms	RSCC	RSR	B-factors(\AA^2)	Q<0.9
56	MG	1A	3551	1/1	0.95	0.21	33,33,33,33	0
56	MG	2a	3129	1/1	0.95	0.14	65,65,65,65	0
56	MG	1a	1870	1/1	0.95	0.30	88,88,88,88	0
56	MG	1A	3293	1/1	0.95	0.13	27,27,27,27	0
56	MG	1A	3554	1/1	0.95	0.14	80,80,80,80	0
56	MG	1A	4004	1/1	0.95	0.22	49,49,49,49	0
56	MG	1A	3184	1/1	0.95	0.21	52,52,52,52	0
56	MG	1a	1711	1/1	0.95	0.20	49,49,49,49	0
56	MG	1A	4006	1/1	0.95	0.17	45,45,45,45	0
56	MG	2a	3143	1/1	0.95	0.20	88,88,88,88	0
56	MG	1A	3706	1/1	0.95	0.13	22,22,22,22	0
56	MG	2A	3129	1/1	0.95	0.16	49,49,49,49	0
56	MG	2a	3147	1/1	0.95	0.08	73,73,73,73	0
56	MG	2A	3531	1/1	0.95	0.09	52,52,52,52	0
56	MG	1A	3707	1/1	0.95	0.20	70,70,70,70	0
56	MG	1A	3797	1/1	0.95	0.80	40,40,40,40	0
56	MG	2A	3538	1/1	0.95	0.19	22,22,22,22	0
56	MG	2a	3154	1/1	0.95	0.44	87,87,87,87	0
56	MG	1A	4011	1/1	0.95	0.95	47,47,47,47	0
56	MG	1e	3002	1/1	0.95	0.18	83,83,83,83	0
56	MG	1A	3708	1/1	0.95	0.18	63,63,63,63	0
56	MG	1A	3506	1/1	0.95	0.14	58,58,58,58	0
56	MG	16	101	1/1	0.95	0.18	45,45,45,45	0
56	MG	1A	3626	1/1	0.95	0.16	25,25,25,25	0
56	MG	1A	3805	1/1	0.95	0.28	41,41,41,41	0
56	MG	1a	1731	1/1	0.95	0.11	57,57,57,57	0
56	MG	1o	3002	1/1	0.95	0.11	44,44,44,44	0
56	MG	1A	3030	1/1	0.95	0.25	49,49,49,49	0
56	MG	2A	3552	1/1	0.95	0.11	22,22,22,22	0
56	MG	2A	3324	1/1	0.95	0.12	34,34,34,34	0
56	MG	1A	3713	1/1	0.95	0.14	40,40,40,40	0
56	MG	1A	4021	1/1	0.95	0.11	57,57,57,57	0
56	MG	2A	3146	1/1	0.95	0.14	64,64,64,64	0
56	MG	1A	3808	1/1	0.95	0.22	51,51,51,51	0
56	MG	1A	3080	1/1	0.95	0.32	50,50,50,50	0
56	MG	1a	1738	1/1	0.95	0.12	64,64,64,64	0
56	MG	1a	1603	1/1	0.95	0.09	57,57,57,57	0
56	MG	1A	3173	1/1	0.95	0.19	62,62,62,62	0
56	MG	2a	3178	1/1	0.95	0.15	59,59,59,59	0
56	MG	2a	3179	1/1	0.95	0.12	49,49,49,49	0
56	MG	1x	104	1/1	0.95	0.15	52,52,52,52	0
56	MG	1A	3298	1/1	0.95	0.28	50,50,50,50	0

Continued on next page...

Continued from previous page...

Mol	Type	Chain	Res	Atoms	RSCC	RSR	B-factors(\AA^2)	Q<0.9
56	MG	1A	3175	1/1	0.95	0.39	35,35,35,35	0
56	MG	1A	3914	1/1	0.95	0.15	38,38,38,38	0
56	MG	1a	1746	1/1	0.95	0.23	55,55,55,55	0
56	MG	1A	3816	1/1	0.95	0.18	68,68,68,68	0
56	MG	2A	3343	1/1	0.95	0.14	56,56,56,56	0
56	MG	1A	3817	1/1	0.95	0.23	51,51,51,51	0
56	MG	1B	210	1/1	0.95	0.14	49,49,49,49	0
56	MG	2A	3349	1/1	0.95	0.24	59,59,59,59	0
56	MG	1A	3565	1/1	0.95	0.18	45,45,45,45	0
56	MG	2A	3004	1/1	0.95	0.14	52,52,52,52	0
56	MG	2a	3197	1/1	0.95	0.13	58,58,58,58	0
56	MG	1A	3919	1/1	0.95	0.30	49,49,49,49	0
56	MG	2A	3172	1/1	0.95	0.27	49,49,49,49	0
56	MG	1A	3108	1/1	0.95	0.30	56,56,56,56	0
56	MG	1B	215	1/1	0.95	0.16	31,31,31,31	0
56	MG	1B	218	1/1	0.95	0.12	39,39,39,39	0
56	MG	1A	3638	1/1	0.95	0.30	41,41,41,41	0
56	MG	1A	3190	1/1	0.95	0.16	44,44,44,44	0
56	MG	1A	3727	1/1	0.95	0.19	26,26,26,26	0
56	MG	2a	3208	1/1	0.95	0.13	58,58,58,58	0
56	MG	2a	3209	1/1	0.95	0.14	70,70,70,70	0
56	MG	1A	3925	1/1	0.95	0.17	42,42,42,42	0
56	MG	2a	3211	1/1	0.95	0.12	61,61,61,61	0
56	MG	2a	3212	1/1	0.95	0.10	54,54,54,54	0
56	MG	1A	3215	1/1	0.95	0.24	51,51,51,51	0
56	MG	1A	3824	1/1	0.95	0.18	33,33,33,33	0
56	MG	1A	3191	1/1	0.95	0.16	37,37,37,37	0
56	MG	1A	3930	1/1	0.95	0.70	44,44,44,44	0
56	MG	1A	3476	1/1	0.95	0.23	53,53,53,53	0
56	MG	1A	3829	1/1	0.95	0.27	55,55,55,55	0
56	MG	1D	307	1/1	0.95	0.14	15,15,15,15	0
56	MG	1A	3643	1/1	0.95	0.13	19,19,19,19	0
56	MG	1A	3258	1/1	0.95	0.24	36,36,36,36	0
56	MG	2Q	3003	1/1	0.95	0.14	41,41,41,41	0
56	MG	2Q	3004	1/1	0.95	0.27	42,42,42,42	0
56	MG	2A	3377	1/1	0.95	0.12	43,43,43,43	0
56	MG	2A	3378	1/1	0.95	0.18	66,66,66,66	0
56	MG	1A	3260	1/1	0.95	0.22	58,58,58,58	0
56	MG	25	502	1/1	0.95	0.30	47,47,47,47	0
56	MG	1A	3307	1/1	0.95	0.30	59,59,59,59	0
56	MG	28	8001	1/1	0.95	0.17	54,54,54,54	0
56	MG	1A	3834	1/1	0.95	0.14	46,46,46,46	0

Continued on next page...

Continued from previous page...

Mol	Type	Chain	Res	Atoms	RSCC	RSR	B-factors(\AA^2)	Q<0.9
56	MG	2A	3384	1/1	0.95	0.06	45,45,45,45	0
56	MG	2A	3385	1/1	0.95	0.14	35,35,35,35	0
56	MG	1A	3584	1/1	0.95	0.17	33,33,33,33	0
56	MG	2a	3243	1/1	0.95	0.10	67,67,67,67	0
56	MG	1A	3650	1/1	0.95	0.18	19,19,19,19	0
56	MG	2a	3245	1/1	0.95	0.23	62,62,62,62	0
56	MG	1A	3480	1/1	0.95	0.09	56,56,56,56	0
56	MG	1A	3839	1/1	0.95	0.14	40,40,40,40	0
56	MG	1a	1779	1/1	0.95	0.11	82,82,82,82	0
56	MG	2a	3249	1/1	0.95	0.12	61,61,61,61	0
56	MG	1a	1645	1/1	0.95	0.11	67,67,67,67	0
56	MG	2A	3205	1/1	0.95	0.13	51,51,51,51	0
56	MG	2a	3253	1/1	0.95	0.31	56,56,56,56	0
56	MG	1A	3116	1/1	0.95	0.29	41,41,41,41	0
56	MG	1A	3949	1/1	0.95	0.16	48,48,48,48	0
56	MG	2A	3399	1/1	0.95	0.12	31,31,31,31	0
56	MG	1a	1648	1/1	0.95	0.12	47,47,47,47	0
56	MG	1A	3742	1/1	0.95	0.20	35,35,35,35	0
56	MG	1A	3843	1/1	0.95	0.18	50,50,50,50	0
56	MG	1A	3595	1/1	0.95	0.31	56,56,56,56	0
56	MG	1A	3954	1/1	0.95	0.12	51,51,51,51	0
56	MG	1a	1655	1/1	0.95	0.12	56,56,56,56	0
56	MG	1A	3093	1/1	0.95	0.50	47,47,47,47	0
56	MG	1A	3312	1/1	0.95	0.27	38,38,38,38	0
56	MG	2l	202	1/1	0.95	0.23	40,40,40,40	0
56	MG	1A	3285	1/1	0.95	0.21	54,54,54,54	0
56	MG	1A	3848	1/1	0.95	0.24	61,61,61,61	0
56	MG	1A	3662	1/1	0.95	0.27	44,44,44,44	0
56	MG	1a	1795	1/1	0.95	0.21	75,75,75,75	0
56	MG	1A	3347	1/1	0.95	0.16	60,60,60,60	0
56	MG	1A	3851	1/1	0.95	0.18	62,62,62,62	0
56	MG	2A	3054	1/1	0.95	0.15	49,49,49,49	0
56	MG	1A	3383	1/1	0.95	0.21	56,56,56,56	0
56	MG	2z	101	1/1	0.95	0.67	54,54,54,54	0
56	MG	2A	3423	1/1	0.95	0.06	66,66,66,66	0
56	MG	1A	3853	1/1	0.95	0.15	46,46,46,46	0
56	MG	2A	3057	1/1	0.95	0.23	58,58,58,58	0
57	ZN	26	102	1/1	0.95	0.20	56,56,56,56	0
56	MG	1A	3752	1/1	0.95	0.10	50,50,50,50	0
56	MG	1A	3055	1/1	0.95	0.66	59,59,59,59	0
56	MG	1a	1856	1/1	0.96	0.16	43,43,43,43	0
56	MG	1A	3802	1/1	0.96	0.11	77,77,77,77	0

Continued on next page...

Continued from previous page...

Mol	Type	Chain	Res	Atoms	RSCC	RSR	B-factors(\AA^2)	Q<0.9
56	MG	2a	3088	1/1	0.96	0.22	54,54,54,54	0
56	MG	2A	3199	1/1	0.96	0.23	39,39,39,39	0
56	MG	2A	3518	1/1	0.96	0.11	42,42,42,42	0
56	MG	2A	3200	1/1	0.96	0.18	48,48,48,48	0
56	MG	1A	3964	1/1	0.96	0.30	29,29,29,29	0
56	MG	2A	3202	1/1	0.96	0.17	46,46,46,46	0
56	MG	1A	3803	1/1	0.96	0.08	29,29,29,29	0
56	MG	2A	3348	1/1	0.96	0.17	52,52,52,52	0
56	MG	1a	1735	1/1	0.96	0.13	66,66,66,66	0
56	MG	2A	3350	1/1	0.96	0.14	34,34,34,34	0
56	MG	2A	3529	1/1	0.96	0.10	68,68,68,68	0
56	MG	1A	3192	1/1	0.96	0.19	35,35,35,35	0
56	MG	1A	3313	1/1	0.96	0.38	53,53,53,53	0
56	MG	2A	3532	1/1	0.96	0.09	51,51,51,51	0
56	MG	1A	3663	1/1	0.96	0.12	55,55,55,55	0
56	MG	2A	3208	1/1	0.96	0.14	40,40,40,40	0
56	MG	1F	302	1/1	0.96	0.16	51,51,51,51	0
56	MG	1A	3969	1/1	0.96	0.11	18,18,18,18	0
56	MG	1A	3335	1/1	0.96	0.15	55,55,55,55	0
56	MG	2A	3541	1/1	0.96	0.34	42,42,42,42	0
56	MG	1A	3972	1/1	0.96	0.65	42,42,42,42	0
56	MG	1A	3212	1/1	0.96	0.08	39,39,39,39	0
56	MG	1A	3667	1/1	0.96	0.13	49,49,49,49	0
56	MG	1A	3975	1/1	0.96	0.89	45,45,45,45	0
56	MG	1a	1749	1/1	0.96	0.89	57,57,57,57	0
56	MG	1A	3885	1/1	0.96	0.17	53,53,53,53	0
56	MG	1A	3112	1/1	0.96	0.27	40,40,40,40	0
56	MG	1A	3812	1/1	0.96	0.08	51,51,51,51	0
56	MG	2a	3119	1/1	0.96	0.29	56,56,56,56	0
56	MG	1A	3736	1/1	0.96	0.17	38,38,38,38	0
56	MG	1A	3814	1/1	0.96	0.24	56,56,56,56	0
56	MG	2A	3223	1/1	0.96	0.42	50,50,50,50	0
56	MG	2A	3374	1/1	0.96	0.26	37,37,37,37	0
56	MG	1A	3510	1/1	0.96	0.25	55,55,55,55	0
56	MG	2a	3126	1/1	0.96	0.21	41,41,41,41	0
56	MG	1A	3214	1/1	0.96	0.26	60,60,60,60	0
56	MG	1A	3893	1/1	0.96	0.18	30,30,30,30	0
56	MG	1A	3739	1/1	0.96	0.17	30,30,30,30	0
56	MG	2a	3131	1/1	0.96	0.18	44,44,44,44	0
56	MG	2a	3132	1/1	0.96	0.10	65,65,65,65	0
56	MG	2A	3561	1/1	0.96	0.95	41,41,41,41	0
56	MG	1A	3153	1/1	0.96	0.12	24,24,24,24	0

Continued on next page...

Continued from previous page...

Mol	Type	Chain	Res	Atoms	RSCC	RSR	B-factors(\AA^2)	Q<0.9
56	MG	1A	3091	1/1	0.96	0.11	51,51,51,51	0
56	MG	1A	3674	1/1	0.96	0.15	52,52,52,52	0
56	MG	1A	3899	1/1	0.96	0.24	47,47,47,47	0
56	MG	2A	3566	1/1	0.96	0.11	62,62,62,62	0
56	MG	1A	3743	1/1	0.96	0.38	57,57,57,57	0
56	MG	2a	3142	1/1	0.96	0.14	51,51,51,51	0
56	MG	1a	1650	1/1	0.96	0.27	57,57,57,57	0
56	MG	2a	3144	1/1	0.96	0.09	56,56,56,56	0
56	MG	2A	3387	1/1	0.96	0.21	63,63,63,63	0
56	MG	1P	203	1/1	0.96	0.11	65,65,65,65	0
56	MG	1A	3990	1/1	0.96	0.23	36,36,36,36	0
56	MG	2a	3148	1/1	0.96	0.07	72,72,72,72	0
56	MG	1a	1768	1/1	0.96	0.18	72,72,72,72	0
56	MG	2A	3392	1/1	0.96	0.13	28,28,28,28	0
56	MG	2B	3008	1/1	0.96	0.19	47,47,47,47	0
56	MG	1P	205	1/1	0.96	0.53	31,31,31,31	0
56	MG	1A	3366	1/1	0.96	0.09	46,46,46,46	0
56	MG	1a	1656	1/1	0.96	0.06	57,57,57,57	0
56	MG	1Q	3002	1/1	0.96	0.12	44,44,44,44	0
56	MG	1A	3319	1/1	0.96	0.11	57,57,57,57	0
56	MG	1A	3558	1/1	0.96	0.10	61,61,61,61	0
56	MG	2A	3108	1/1	0.96	0.12	46,46,46,46	0
56	MG	1R	202	1/1	0.96	0.29	52,52,52,52	0
56	MG	1x	103	1/1	0.96	0.14	70,70,70,70	0
56	MG	1A	3904	1/1	0.96	0.12	27,27,27,27	0
56	MG	2E	303	1/1	0.96	0.20	26,26,26,26	0
56	MG	1A	3825	1/1	0.96	0.13	30,30,30,30	0
56	MG	1a	1664	1/1	0.96	0.12	61,61,61,61	0
56	MG	2A	3406	1/1	0.96	0.07	41,41,41,41	0
56	MG	1A	3342	1/1	0.96	0.35	52,52,52,52	0
56	MG	1A	3517	1/1	0.96	0.65	43,43,43,43	0
56	MG	2a	3169	1/1	0.96	0.69	99,99,99,99	0
56	MG	2A	3409	1/1	0.96	0.16	50,50,50,50	0
56	MG	2A	3253	1/1	0.96	0.24	43,43,43,43	0
56	MG	2a	3172	1/1	0.96	0.15	60,60,60,60	0
56	MG	1A	3453	1/1	0.96	0.17	18,18,18,18	0
56	MG	2N	8001	1/1	0.96	0.15	53,53,53,53	0
56	MG	1A	3051	1/1	0.96	0.62	50,50,50,50	0
56	MG	1A	3069	1/1	0.96	0.28	39,39,39,39	0
56	MG	2a	3177	1/1	0.96	0.06	44,44,44,44	0
56	MG	2P	201	1/1	0.96	0.56	41,41,41,41	0
56	MG	1A	3753	1/1	0.96	0.19	68,68,68,68	0

Continued on next page...

Continued from previous page...

Mol	Type	Chain	Res	Atoms	RSCC	RSR	B-factors(\AA^2)	Q<0.9
56	MG	2A	3121	1/1	0.96	0.18	32,32,32,32	0
56	MG	2A	3417	1/1	0.96	0.13	70,70,70,70	0
56	MG	2A	3259	1/1	0.96	0.16	72,72,72,72	0
56	MG	2U	201	1/1	0.96	0.69	48,48,48,48	0
56	MG	1A	3566	1/1	0.96	0.17	23,23,23,23	0
56	MG	1A	3487	1/1	0.96	0.32	63,63,63,63	0
56	MG	2A	3424	1/1	0.96	0.14	80,80,80,80	0
56	MG	2A	3262	1/1	0.96	0.18	54,54,54,54	0
56	MG	1A	3201	1/1	0.96	0.15	49,49,49,49	0
56	MG	2A	3007	1/1	0.96	0.60	46,46,46,46	0
56	MG	1A	3401	1/1	0.96	0.15	46,46,46,46	0
56	MG	2a	3195	1/1	0.96	0.06	43,43,43,43	0
56	MG	1A	3016	1/1	0.96	0.22	61,61,61,61	0
56	MG	1A	3204	1/1	0.96	0.27	37,37,37,37	0
56	MG	1A	3492	1/1	0.96	0.56	52,52,52,52	0
56	MG	2a	3200	1/1	0.96	0.11	49,49,49,49	0
56	MG	2A	3434	1/1	0.96	0.23	63,63,63,63	0
56	MG	1A	3841	1/1	0.96	0.10	36,36,36,36	0
56	MG	1A	3376	1/1	0.96	0.19	53,53,53,53	0
56	MG	1X	101	1/1	0.96	0.18	45,45,45,45	0
56	MG	1A	3581	1/1	0.96	0.10	37,37,37,37	0
56	MG	2A	3136	1/1	0.96	0.09	54,54,54,54	0
56	MG	2A	3137	1/1	0.96	0.11	51,51,51,51	0
56	MG	1A	3636	1/1	0.96	0.16	43,43,43,43	0
56	MG	1A	3701	1/1	0.96	0.09	68,68,68,68	0
56	MG	2a	3017	1/1	0.96	0.23	70,70,70,70	0
56	MG	1A	3582	1/1	0.96	0.17	45,45,45,45	0
56	MG	1A	3176	1/1	0.96	0.84	40,40,40,40	0
56	MG	2a	3213	1/1	0.96	0.10	67,67,67,67	0
56	MG	1A	3326	1/1	0.96	0.09	53,53,53,53	0
56	MG	1A	3496	1/1	0.96	0.13	88,88,88,88	0
56	MG	1A	3589	1/1	0.96	0.21	29,29,29,29	0
56	MG	1A	3934	1/1	0.96	0.12	33,33,33,33	0
56	MG	1A	3935	1/1	0.96	0.19	28,28,28,28	0
56	MG	2A	3285	1/1	0.96	0.19	39,39,39,39	0
56	MG	2A	3454	1/1	0.96	0.11	56,56,56,56	0
56	MG	2a	3222	1/1	0.96	0.17	46,46,46,46	0
56	MG	1a	1693	1/1	0.96	0.14	52,52,52,52	0
56	MG	1A	3590	1/1	0.96	0.07	47,47,47,47	0
56	MG	2A	3149	1/1	0.96	0.23	43,43,43,43	0
56	MG	2A	3151	1/1	0.96	0.28	47,47,47,47	0
56	MG	1A	3265	1/1	0.96	0.15	51,51,51,51	0

Continued on next page...

Continued from previous page...

Mol	Type	Chain	Res	Atoms	RSCC	RSR	B-factors(\AA^2)	Q<0.9
56	MG	2A	3464	1/1	0.96	0.10	50,50,50,50	0
56	MG	2A	3154	1/1	0.96	0.16	32,32,32,32	0
56	MG	2A	3155	1/1	0.96	0.23	33,33,33,33	0
56	MG	1A	3938	1/1	0.96	0.18	44,44,44,44	0
56	MG	1A	3782	1/1	0.96	0.18	34,34,34,34	0
56	MG	2a	3237	1/1	0.96	0.07	52,52,52,52	0
56	MG	1A	3644	1/1	0.96	0.20	19,19,19,19	0
56	MG	2A	3296	1/1	0.96	0.18	45,45,45,45	0
56	MG	1B	212	1/1	0.96	0.20	54,54,54,54	0
56	MG	1A	3592	1/1	0.96	0.26	47,47,47,47	0
56	MG	1a	1817	1/1	0.96	0.30	52,52,52,52	0
56	MG	1A	3593	1/1	0.96	0.22	35,35,35,35	0
56	MG	2A	3478	1/1	0.96	0.16	44,44,44,44	0
56	MG	1A	3594	1/1	0.96	0.10	62,62,62,62	0
56	MG	2A	3482	1/1	0.96	0.27	60,60,60,60	0
56	MG	2A	3166	1/1	0.96	0.26	49,49,49,49	0
56	MG	16	103	1/1	0.96	0.10	68,68,68,68	0
56	MG	1A	3859	1/1	0.96	0.12	24,24,24,24	0
56	MG	1A	3945	1/1	0.96	0.21	60,60,60,60	0
56	MG	2a	3252	1/1	0.96	0.12	70,70,70,70	0
56	MG	1A	3716	1/1	0.96	0.12	43,43,43,43	0
56	MG	2A	3042	1/1	0.96	0.51	43,43,43,43	0
56	MG	1A	3244	1/1	0.96	0.12	67,67,67,67	0
56	MG	1a	1829	1/1	0.96	0.25	47,47,47,47	0
56	MG	1a	1830	1/1	0.96	0.25	61,61,61,61	0
56	MG	1a	1831	1/1	0.96	0.12	54,54,54,54	0
56	MG	1A	3950	1/1	0.96	0.17	41,41,41,41	0
56	MG	1A	3789	1/1	0.96	0.09	26,26,26,26	0
56	MG	2a	3061	1/1	0.96	0.10	73,73,73,73	0
56	MG	2A	3050	1/1	0.96	0.16	38,38,38,38	0
56	MG	2a	3263	1/1	0.96	0.22	71,71,71,71	0
56	MG	2d	502	1/1	0.96	0.24	40,40,40,40	0
56	MG	2f	3001	1/1	0.96	0.09	59,59,59,59	0
56	MG	1B	224	1/1	0.96	0.13	44,44,44,44	0
56	MG	1A	3864	1/1	0.96	0.07	55,55,55,55	0
56	MG	2A	3181	1/1	0.96	0.11	39,39,39,39	0
56	MG	1A	3329	1/1	0.96	0.26	52,52,52,52	0
56	MG	1a	1605	1/1	0.96	0.13	55,55,55,55	0
56	MG	1A	3866	1/1	0.96	0.15	37,37,37,37	0
56	MG	1A	3072	1/1	0.96	0.16	56,56,56,56	0
56	MG	1A	3469	1/1	0.96	0.13	49,49,49,49	0
56	MG	2A	3327	1/1	0.96	0.19	36,36,36,36	0

Continued on next page...

Continued from previous page...

Mol	Type	Chain	Res	Atoms	RSCC	RSR	B-factors(Å ²)	Q<0.9
56	MG	1A	3073	1/1	0.96	0.25	51,51,51,51	0
56	MG	2A	3188	1/1	0.96	0.23	35,35,35,35	0
56	MG	2x	3004	1/1	0.96	0.13	42,42,42,42	0
56	MG	1A	3870	1/1	0.96	0.12	53,53,53,53	0
56	MG	1A	3048	1/1	0.96	0.23	45,45,45,45	0
56	MG	2a	3078	1/1	0.96	0.14	47,47,47,47	0
56	MG	1A	3504	1/1	0.96	0.11	60,60,60,60	0
56	MG	1a	1853	1/1	0.96	0.15	57,57,57,57	0
56	MG	1A	3659	1/1	0.96	0.09	23,23,23,23	0
56	MG	1D	314	1/1	0.96	0.34	63,63,63,63	0
56	MG	2A	3242	1/1	0.97	0.15	52,52,52,52	0
56	MG	1A	3559	1/1	0.97	0.14	51,51,51,51	0
56	MG	1A	3159	1/1	0.97	0.17	35,35,35,35	0
56	MG	2A	3245	1/1	0.97	0.18	48,48,48,48	0
56	MG	1A	3561	1/1	0.97	0.10	44,44,44,44	0
56	MG	1A	3993	1/1	0.97	0.19	73,73,73,73	0
56	MG	2A	3391	1/1	0.97	0.18	48,48,48,48	0
56	MG	1A	3994	1/1	0.97	0.61	47,47,47,47	0
56	MG	1P	206	1/1	0.97	0.78	54,54,54,54	0
56	MG	2A	3394	1/1	0.97	0.22	54,54,54,54	0
56	MG	1A	3907	1/1	0.97	0.16	15,15,15,15	0
56	MG	2a	3122	1/1	0.97	0.18	72,72,72,72	0
56	MG	1A	3208	1/1	0.97	0.29	34,34,34,34	0
56	MG	1A	3071	1/1	0.97	0.19	44,44,44,44	0
56	MG	1A	3161	1/1	0.97	0.09	33,33,33,33	0
56	MG	1A	3058	1/1	0.97	0.13	50,50,50,50	0
56	MG	1A	3754	1/1	0.97	0.19	18,18,18,18	0
56	MG	1R	204	1/1	0.97	0.21	36,36,36,36	0
56	MG	1A	3086	1/1	0.97	0.53	44,44,44,44	0
56	MG	1A	3422	1/1	0.97	0.10	51,51,51,51	0
56	MG	1A	3622	1/1	0.97	0.14	22,22,22,22	0
56	MG	2a	3133	1/1	0.97	0.06	60,60,60,60	0
56	MG	1A	3623	1/1	0.97	0.26	25,25,25,25	0
56	MG	1A	3760	1/1	0.97	0.17	36,36,36,36	0
56	MG	1A	3025	1/1	0.97	0.16	57,57,57,57	0
56	MG	1A	3456	1/1	0.97	0.53	39,39,39,39	0
56	MG	1A	3922	1/1	0.97	0.14	19,19,19,19	0
56	MG	1A	4009	1/1	0.97	0.17	56,56,56,56	0
56	MG	1A	3764	1/1	0.97	0.17	41,41,41,41	0
56	MG	1A	3196	1/1	0.97	0.21	25,25,25,25	0
56	MG	1A	4012	1/1	0.97	0.45	36,36,36,36	0
56	MG	1a	1789	1/1	0.97	0.08	66,66,66,66	0

Continued on next page...

Continued from previous page...

Mol	Type	Chain	Res	Atoms	RSCC	RSR	B-factors(Å ²)	Q<0.9
56	MG	1A	3572	1/1	0.97	0.17	50,50,50,50	0
56	MG	1A	3395	1/1	0.97	0.50	37,37,37,37	0
56	MG	1A	3768	1/1	0.97	0.15	10,10,10,10	0
56	MG	1A	3630	1/1	0.97	0.14	32,32,32,32	0
56	MG	1A	3770	1/1	0.97	0.17	36,36,36,36	0
56	MG	2a	3150	1/1	0.97	0.19	51,51,51,51	0
56	MG	1A	3574	1/1	0.97	0.21	48,48,48,48	0
56	MG	1a	1680	1/1	0.97	0.15	53,53,53,53	0
56	MG	1A	3528	1/1	0.97	0.20	54,54,54,54	0
56	MG	2A	3020	1/1	0.97	0.15	48,48,48,48	0
56	MG	1A	3577	1/1	0.97	0.23	60,60,60,60	0
56	MG	1A	3774	1/1	0.97	0.12	20,20,20,20	0
56	MG	1A	3578	1/1	0.97	0.17	64,64,64,64	0
56	MG	2A	3432	1/1	0.97	0.17	61,61,61,61	0
56	MG	2A	3152	1/1	0.97	0.11	58,58,58,58	0
56	MG	1A	3074	1/1	0.97	0.71	51,51,51,51	0
56	MG	1A	3580	1/1	0.97	0.23	46,46,46,46	0
56	MG	2Q	3002	1/1	0.97	0.14	39,39,39,39	0
56	MG	1A	3216	1/1	0.97	0.14	37,37,37,37	0
56	MG	1A	3532	1/1	0.97	0.10	62,62,62,62	0
56	MG	2A	3438	1/1	0.97	0.17	62,62,62,62	0
56	MG	1A	3781	1/1	0.97	0.13	40,40,40,40	0
56	MG	1a	1806	1/1	0.97	0.14	47,47,47,47	0
56	MG	1A	3710	1/1	0.97	0.24	39,39,39,39	0
56	MG	1A	3860	1/1	0.97	0.23	29,29,29,29	0
56	MG	2A	3161	1/1	0.97	0.24	32,32,32,32	0
56	MG	1A	3181	1/1	0.97	0.16	24,24,24,24	0
56	MG	1A	3369	1/1	0.97	0.50	40,40,40,40	0
56	MG	1A	3585	1/1	0.97	0.13	51,51,51,51	0
56	MG	1A	3946	1/1	0.97	0.24	41,41,41,41	0
56	MG	1B	217	1/1	0.97	0.19	50,50,50,50	0
56	MG	1A	3463	1/1	0.97	0.08	80,80,80,80	0
56	MG	2A	3451	1/1	0.97	0.16	61,61,61,61	0
56	MG	1a	1816	1/1	0.97	0.13	40,40,40,40	0
56	MG	2a	3009	1/1	0.97	0.23	65,65,65,65	0
56	MG	1A	3948	1/1	0.97	0.15	28,28,28,28	0
56	MG	1A	3587	1/1	0.97	0.11	40,40,40,40	0
56	MG	2a	3182	1/1	0.97	0.15	51,51,51,51	0
56	MG	1a	1819	1/1	0.97	0.14	54,54,54,54	0
56	MG	2A	3304	1/1	0.97	0.28	41,41,41,41	0
56	MG	2A	3459	1/1	0.97	0.11	49,49,49,49	0
56	MG	1A	3717	1/1	0.97	0.17	59,59,59,59	0

Continued on next page...

Continued from previous page...

Mol	Type	Chain	Res	Atoms	RSCC	RSR	B-factors(\AA^2)	Q<0.9
56	MG	1A	3588	1/1	0.97	0.22	33,33,33,33	0
56	MG	1A	3790	1/1	0.97	0.18	48,48,48,48	0
56	MG	1A	3791	1/1	0.97	0.17	20,20,20,20	0
56	MG	1a	1825	1/1	0.97	0.08	43,43,43,43	0
56	MG	2A	3467	1/1	0.97	0.12	46,46,46,46	0
56	MG	2a	3193	1/1	0.97	0.12	47,47,47,47	0
56	MG	2a	3194	1/1	0.97	0.22	72,72,72,72	0
56	MG	1a	1826	1/1	0.97	0.15	36,36,36,36	0
56	MG	1A	3719	1/1	0.97	0.13	38,38,38,38	0
56	MG	2A	3312	1/1	0.97	0.20	28,28,28,28	0
56	MG	1A	3720	1/1	0.97	0.10	45,45,45,45	0
56	MG	1A	3218	1/1	0.97	0.16	21,21,21,21	0
56	MG	1A	3182	1/1	0.97	0.46	42,42,42,42	0
56	MG	1A	3015	1/1	0.97	0.10	52,52,52,52	0
56	MG	1D	306	1/1	0.97	0.48	31,31,31,31	0
56	MG	1a	1833	1/1	0.97	0.14	59,59,59,59	0
56	MG	1A	3373	1/1	0.97	0.06	48,48,48,48	0
56	MG	1a	1712	1/1	0.97	0.17	25,25,25,25	0
56	MG	2A	3480	1/1	0.97	0.14	46,46,46,46	0
56	MG	2A	3481	1/1	0.97	0.15	50,50,50,50	0
56	MG	1A	3800	1/1	0.97	0.10	50,50,50,50	0
56	MG	1a	1839	1/1	0.97	0.12	56,56,56,56	0
56	MG	1D	309	1/1	0.97	0.80	41,41,41,41	0
56	MG	1a	1718	1/1	0.97	0.15	48,48,48,48	0
56	MG	1A	3271	1/1	0.97	0.09	17,17,17,17	0
56	MG	1A	3435	1/1	0.97	0.13	56,56,56,56	0
56	MG	1a	1844	1/1	0.97	0.10	43,43,43,43	0
56	MG	1a	1845	1/1	0.97	0.11	46,46,46,46	0
56	MG	2A	3330	1/1	0.97	0.23	47,47,47,47	0
56	MG	2a	3218	1/1	0.97	0.14	62,62,62,62	0
56	MG	2A	3331	1/1	0.97	0.16	48,48,48,48	0
56	MG	1A	3963	1/1	0.97	0.17	14,14,14,14	0
56	MG	1A	3879	1/1	0.97	0.22	31,31,31,31	0
56	MG	1a	1613	1/1	0.97	0.06	60,60,60,60	0
56	MG	2A	3335	1/1	0.97	0.17	40,40,40,40	0
56	MG	1A	3880	1/1	0.97	0.15	55,55,55,55	0
56	MG	2a	3226	1/1	0.97	0.07	58,58,58,58	0
56	MG	1a	1851	1/1	0.97	0.11	74,74,74,74	0
56	MG	1A	3001	1/1	0.97	0.84	42,42,42,42	0
56	MG	1A	3882	1/1	0.97	0.23	49,49,49,49	0
56	MG	1a	1728	1/1	0.97	0.13	53,53,53,53	0
56	MG	1a	1730	1/1	0.97	0.24	70,70,70,70	0

Continued on next page...

Continued from previous page...

Mol	Type	Chain	Res	Atoms	RSCC	RSR	B-factors(Å ²)	Q<0.9
56	MG	2a	3233	1/1	0.97	0.10	61,61,61,61	0
56	MG	1A	3728	1/1	0.97	0.21	52,52,52,52	0
56	MG	1A	3348	1/1	0.97	0.14	47,47,47,47	0
56	MG	2A	3344	1/1	0.97	0.15	39,39,39,39	0
56	MG	2A	3345	1/1	0.97	0.11	35,35,35,35	0
56	MG	1a	1619	1/1	0.97	0.22	54,54,54,54	0
56	MG	2a	3239	1/1	0.97	0.05	76,76,76,76	0
56	MG	1A	3970	1/1	0.97	1.05	30,30,30,30	0
56	MG	1A	3438	1/1	0.97	0.30	58,58,58,58	0
56	MG	1F	303	1/1	0.97	0.14	32,32,32,32	0
56	MG	1A	3546	1/1	0.97	0.19	36,36,36,36	0
56	MG	1a	1625	1/1	0.97	0.07	52,52,52,52	0
56	MG	1A	3660	1/1	0.97	0.10	11,11,11,11	0
56	MG	1A	3155	1/1	0.97	0.19	37,37,37,37	0
56	MG	1A	3548	1/1	0.97	0.20	38,38,38,38	0
56	MG	1a	1743	1/1	0.97	0.12	56,56,56,56	0
56	MG	2A	3517	1/1	0.97	0.15	56,56,56,56	0
56	MG	1A	3601	1/1	0.97	0.23	44,44,44,44	0
56	MG	2A	3519	1/1	0.97	0.06	45,45,45,45	0
56	MG	2A	3520	1/1	0.97	0.08	42,42,42,42	0
56	MG	2a	3076	1/1	0.97	0.16	83,83,83,83	0
56	MG	1A	3223	1/1	0.97	0.24	33,33,33,33	0
56	MG	2A	3090	1/1	0.97	0.15	45,45,45,45	0
56	MG	1a	1631	1/1	0.97	0.12	36,36,36,36	0
56	MG	1a	1747	1/1	0.97	0.08	56,56,56,56	0
56	MG	2A	3362	1/1	0.97	0.17	57,57,57,57	0
56	MG	1a	1632	1/1	0.97	0.13	41,41,41,41	0
56	MG	2a	3084	1/1	0.97	0.23	56,56,56,56	0
56	MG	1A	3892	1/1	0.97	0.15	43,43,43,43	0
56	MG	1A	3550	1/1	0.97	0.17	33,33,33,33	0
56	MG	1A	3604	1/1	0.97	0.14	27,27,27,27	0
56	MG	1a	1752	1/1	0.97	0.06	72,72,72,72	0
56	MG	1a	1636	1/1	0.97	0.20	44,44,44,44	0
56	MG	2A	3099	1/1	0.97	0.11	30,30,30,30	0
56	MG	2k	8001	1/1	0.97	0.06	83,83,83,83	0
56	MG	2A	3535	1/1	0.97	0.11	44,44,44,44	0
56	MG	2A	3372	1/1	0.97	0.19	45,45,45,45	0
56	MG	2A	3537	1/1	0.97	0.16	37,37,37,37	0
56	MG	1A	3247	1/1	0.97	0.61	43,43,43,43	0
56	MG	1A	3156	1/1	0.97	0.16	47,47,47,47	0
56	MG	1A	3897	1/1	0.97	0.18	29,29,29,29	0
56	MG	1A	3158	1/1	0.97	0.14	24,24,24,24	0

Continued on next page...

Continued from previous page...

Mol	Type	Chain	Res	Atoms	RSCC	RSR	B-factors(Å ²)	Q<0.9
56	MG	1a	1641	1/1	0.97	0.08	55,55,55,55	0
56	MG	1A	3250	1/1	0.97	0.20	34,34,34,34	0
56	MG	2A	3379	1/1	0.97	0.09	42,42,42,42	0
56	MG	1A	3304	1/1	0.97	0.18	34,34,34,34	0
56	MG	1A	3356	1/1	0.97	0.17	42,42,42,42	0
57	ZN	1Y	201	1/1	0.97	0.19	61,61,61,61	0
57	ZN	14	501	1/1	0.97	0.14	106,106,106,106	0
56	MG	2A	3382	1/1	0.97	0.11	42,42,42,42	0
56	MG	2A	3549	1/1	0.97	0.27	43,43,43,43	0
56	MG	2a	3106	1/1	0.97	0.22	63,63,63,63	0
56	MG	2a	3107	1/1	0.97	0.07	57,57,57,57	0
56	MG	1A	3206	1/1	0.97	0.17	21,21,21,21	0
56	MG	1A	3746	1/1	0.97	0.18	7,7,7,7	0
56	MG	2a	3085	1/1	0.98	0.08	40,40,40,40	0
56	MG	2A	3421	1/1	0.98	0.09	59,59,59,59	0
56	MG	2A	3422	1/1	0.98	0.29	57,57,57,57	0
56	MG	1A	3529	1/1	0.98	0.24	48,48,48,48	0
56	MG	19	104	1/1	0.98	0.13	31,31,31,31	0
56	MG	1a	1713	1/1	0.98	0.13	63,63,63,63	0
56	MG	1a	1714	1/1	0.98	0.09	68,68,68,68	0
56	MG	1A	3157	1/1	0.98	0.16	28,28,28,28	0
56	MG	1A	3666	1/1	0.98	0.12	37,37,37,37	0
56	MG	2Z	3001	1/1	0.98	0.12	68,68,68,68	0
56	MG	2A	3276	1/1	0.98	0.15	42,42,42,42	0
56	MG	1A	3229	1/1	0.98	0.12	50,50,50,50	0
56	MG	2A	3431	1/1	0.98	0.18	68,68,68,68	0
56	MG	1A	3799	1/1	0.98	0.33	42,42,42,42	0
56	MG	1Q	3004	1/1	0.98	0.18	39,39,39,39	0
56	MG	1A	3635	1/1	0.98	0.11	46,46,46,46	0
56	MG	1A	3171	1/1	0.98	0.25	38,38,38,38	0
56	MG	1a	1663	1/1	0.98	0.08	76,76,76,76	0
56	MG	1A	3382	1/1	0.98	0.08	40,40,40,40	0
56	MG	1A	3756	1/1	0.98	0.15	51,51,51,51	0
56	MG	2a	3007	1/1	0.98	0.21	46,46,46,46	0
56	MG	2A	3526	1/1	0.98	0.09	49,49,49,49	0
56	MG	1A	3714	1/1	0.98	0.21	46,46,46,46	0
56	MG	2A	3215	1/1	0.98	0.18	39,39,39,39	0
56	MG	1A	3267	1/1	0.98	0.72	27,27,27,27	0
56	MG	1A	3672	1/1	0.98	0.12	13,13,13,13	0
56	MG	2a	3111	1/1	0.98	0.25	56,56,56,56	0
56	MG	1A	3253	1/1	0.98	0.26	31,31,31,31	0
56	MG	1A	3286	1/1	0.98	0.39	36,36,36,36	0

Continued on next page...

Continued from previous page...

Mol	Type	Chain	Res	Atoms	RSCC	RSR	B-factors(\AA^2)	Q<0.9
56	MG	2A	3150	1/1	0.98	0.15	30,30,30,30	0
56	MG	2A	3534	1/1	0.98	0.10	64,64,64,64	0
56	MG	2A	3366	1/1	0.98	0.21	69,69,69,69	0
56	MG	1A	3809	1/1	0.98	0.22	45,45,45,45	0
56	MG	1A	3269	1/1	0.98	0.12	36,36,36,36	0
56	MG	2A	3019	1/1	0.98	0.30	46,46,46,46	0
56	MG	2A	3370	1/1	0.98	0.16	44,44,44,44	0
56	MG	1A	3088	1/1	0.98	0.44	60,60,60,60	0
56	MG	2a	3223	1/1	0.98	0.11	49,49,49,49	0
56	MG	1D	312	1/1	0.98	0.44	47,47,47,47	0
56	MG	1A	3677	1/1	0.98	0.16	51,51,51,51	0
56	MG	1A	3232	1/1	0.98	0.61	43,43,43,43	0
56	MG	1A	3540	1/1	0.98	0.32	45,45,45,45	0
56	MG	2A	3545	1/1	0.98	0.19	39,39,39,39	0
56	MG	2A	3457	1/1	0.98	0.12	45,45,45,45	0
56	MG	2A	3458	1/1	0.98	0.09	54,54,54,54	0
56	MG	1a	1740	1/1	0.98	0.07	47,47,47,47	0
56	MG	2a	3232	1/1	0.98	0.13	66,66,66,66	0
56	MG	2a	3130	1/1	0.98	0.08	43,43,43,43	0
56	MG	1a	1622	1/1	0.98	0.18	90,90,90,90	0
56	MG	2a	3033	1/1	0.98	0.41	53,53,53,53	0
56	MG	1A	3680	1/1	0.98	0.11	42,42,42,42	0
56	MG	2A	3462	1/1	0.98	0.22	60,60,60,60	0
56	MG	2A	3303	1/1	0.98	0.23	55,55,55,55	0
56	MG	2a	3136	1/1	0.98	0.09	51,51,51,51	0
56	MG	1A	3681	1/1	0.98	0.14	14,14,14,14	0
56	MG	2A	3163	1/1	0.98	0.08	33,33,33,33	0
56	MG	1A	3272	1/1	0.98	0.22	29,29,29,29	0
56	MG	1A	3646	1/1	0.98	0.14	10,10,10,10	0
56	MG	1a	1683	1/1	0.98	0.12	68,68,68,68	0
56	MG	2A	3558	1/1	0.98	0.31	34,34,34,34	0
56	MG	2A	3470	1/1	0.98	0.27	44,44,44,44	0
56	MG	1A	3309	1/1	0.98	0.10	20,20,20,20	0
56	MG	1A	3916	1/1	0.98	0.17	52,52,52,52	0
56	MG	1A	3310	1/1	0.98	0.31	44,44,44,44	0
56	MG	1A	3620	1/1	0.98	0.12	38,38,38,38	0
56	MG	1A	3688	1/1	0.98	0.16	41,41,41,41	0
56	MG	1A	3256	1/1	0.98	0.17	43,43,43,43	0
56	MG	1A	3690	1/1	0.98	0.15	48,48,48,48	0
56	MG	2A	3316	1/1	0.98	0.21	57,57,57,57	0
56	MG	1A	3651	1/1	0.98	0.16	21,21,21,21	0
56	MG	1A	3652	1/1	0.98	0.10	36,36,36,36	0

Continued on next page...

Continued from previous page...

Mol	Type	Chain	Res	Atoms	RSCC	RSR	B-factors(Å ²)	Q<0.9
56	MG	1A	3693	1/1	0.98	0.17	21,21,21,21	0
56	MG	1A	3828	1/1	0.98	0.08	67,67,67,67	0
56	MG	1A	3203	1/1	0.98	0.28	32,32,32,32	0
56	MG	1A	3194	1/1	0.98	0.17	32,32,32,32	0
56	MG	1B	206	1/1	0.98	0.26	46,46,46,46	0
56	MG	2a	3059	1/1	0.98	0.11	83,83,83,83	0
56	MG	1A	3259	1/1	0.98	0.16	38,38,38,38	0
56	MG	1A	3656	1/1	0.98	0.21	33,33,33,33	0
56	MG	1a	1824	1/1	0.98	0.16	52,52,52,52	0
56	MG	1A	3063	1/1	0.98	0.05	53,53,53,53	0
56	MG	1A	3174	1/1	0.98	0.65	37,37,37,37	0
56	MG	1A	3835	1/1	0.98	0.10	66,66,66,66	0
56	MG	1A	3576	1/1	0.98	0.12	19,19,19,19	0
56	MG	2D	305	1/1	0.98	0.14	28,28,28,28	0
56	MG	1A	3702	1/1	0.98	0.14	44,44,44,44	0
56	MG	1A	3085	1/1	0.98	0.60	47,47,47,47	0
56	MG	1A	3629	1/1	0.98	0.15	27,27,27,27	0
56	MG	1x	101	1/1	0.98	0.30	51,51,51,51	0
56	MG	2A	3192	1/1	0.98	0.14	29,29,29,29	0
56	MG	2A	3125	1/1	0.98	0.21	56,56,56,56	0
56	MG	2A	3413	1/1	0.98	0.23	62,62,62,62	0
56	MG	2A	3500	1/1	0.98	0.12	49,49,49,49	0
56	MG	1A	3169	1/1	0.98	0.18	21,21,21,21	0
56	MG	1A	3484	1/1	0.98	0.17	48,48,48,48	0
56	MG	2A	3196	1/1	0.98	0.17	35,35,35,35	0
56	MG	2a	3080	1/1	0.98	0.08	40,40,40,40	0
56	MG	1a	1652	1/1	0.98	0.21	48,48,48,48	0
56	MG	1a	1835	1/1	0.98	0.07	73,73,73,73	0
57	ZN	25	501	1/1	0.98	0.21	54,54,54,54	0
56	MG	19	101	1/1	0.98	0.27	65,65,65,65	0
56	MG	2a	3183	1/1	0.98	0.14	37,37,37,37	0
56	MG	2A	3420	1/1	0.98	0.12	53,53,53,53	0
58	SF4	1d	501	8/8	0.98	0.18	66,73,85,85	0
56	MG	2A	3466	1/1	0.99	0.15	69,69,69,69	0
56	MG	1A	3796	1/1	0.99	0.12	16,16,16,16	0
56	MG	2A	3123	1/1	0.99	0.20	41,41,41,41	0
56	MG	1a	1716	1/1	0.99	0.08	53,53,53,53	0
56	MG	1A	4020	1/1	0.99	0.30	32,32,32,32	0
56	MG	2A	3052	1/1	0.99	0.14	43,43,43,43	0
56	MG	1a	1847	1/1	0.99	0.10	53,53,53,53	0
56	MG	2A	3444	1/1	0.99	0.22	29,29,29,29	0
56	MG	2a	3199	1/1	0.99	0.16	62,62,62,62	0

Continued on next page...

Continued from previous page...

Mol	Type	Chain	Res	Atoms	RSCC	RSR	B-factors(\AA^2)	Q<0.9
56	MG	1A	3687	1/1	0.99	0.13	48,48,48,48	0
56	MG	1a	1719	1/1	0.99	0.14	53,53,53,53	0
56	MG	1A	3571	1/1	0.99	0.22	25,25,25,25	0
56	MG	2a	3074	1/1	0.99	0.18	74,74,74,74	0
56	MG	1B	216	1/1	0.99	0.23	54,54,54,54	0
56	MG	1A	3694	1/1	0.99	0.13	16,16,16,16	0
56	MG	1A	3926	1/1	0.99	0.31	38,38,38,38	0
56	MG	1A	3775	1/1	0.99	0.17	14,14,14,14	0
56	MG	2O	202	1/1	0.99	0.16	42,42,42,42	0
56	MG	1a	1815	1/1	0.99	0.10	58,58,58,58	0
56	MG	1A	3553	1/1	0.99	0.14	44,44,44,44	0
56	MG	1A	3762	1/1	0.99	0.16	45,45,45,45	0
56	MG	1a	1837	1/1	0.99	0.16	37,37,37,37	0
56	MG	1d	503	1/1	0.99	0.11	52,52,52,52	0
56	MG	1A	4014	1/1	0.99	0.16	43,43,43,43	0
56	MG	2A	3043	1/1	0.99	0.20	49,49,49,49	0
57	ZN	15	103	1/1	0.99	0.18	43,43,43,43	0
57	ZN	16	102	1/1	0.99	0.19	29,29,29,29	0
57	ZN	19	103	1/1	0.99	0.22	45,45,45,45	0
56	MG	1A	3225	1/1	0.99	0.55	34,34,34,34	0
56	MG	2A	3351	1/1	0.99	0.11	37,37,37,37	0
56	MG	1a	1729	1/1	0.99	0.23	35,35,35,35	0
56	MG	1A	3908	1/1	0.99	0.16	40,40,40,40	0
56	MG	2a	3028	1/1	0.99	0.23	76,76,76,76	0
56	MG	1A	3858	1/1	0.99	0.24	46,46,46,46	0
56	MG	2A	3120	1/1	0.99	0.26	45,45,45,45	0
56	MG	1A	3195	1/1	0.99	0.18	33,33,33,33	0
58	SF4	2d	501	8/8	0.99	0.17	56,76,90,91	0

6.5 Other polymers [\(i\)](#)

There are no such residues in this entry.