



wwPDB X-ray Structure Validation Summary Report ⓘ

Apr 29, 2024 – 12:53 am BST

PDB ID : 5OBM
Title : Crystal structure of Gentamicin bound to the yeast 80S ribosome
Authors : Prokhorova, I.; Djumagulov, M.; Urzhumtsev, A.; Yusupov, M.; Yusupova, G.
Deposited on : 2017-06-28
Resolution : 3.40 Å(reported)

This is a wwPDB X-ray Structure Validation Summary Report for a publicly released PDB entry.

We welcome your comments at validation@mail.wwpdb.org

A user guide is available at

<https://www.wwpdb.org/validation/2017/XrayValidationReportHelp>

with specific help available everywhere you see the ⓘ symbol.

The types of validation reports are described at

<http://www.wwpdb.org/validation/2017/FAQs#types>.

The following versions of software and data (see [references ⓘ](#)) were used in the production of this report:

MolProbity : 4.02b-467
Mogul : 1.8.4, CSD as541be (2020)
Xtriage (Phenix) : 1.13
EDS : 2.36.2
buster-report : 1.1.7 (2018)
Percentile statistics : 20191225.v01 (using entries in the PDB archive December 25th 2019)
Refmac : 5.8.0158
CCP4 : 7.0.044 (Gargrove)
Ideal geometry (proteins) : Engh & Huber (2001)
Ideal geometry (DNA, RNA) : Parkinson et al. (1996)
Validation Pipeline (wwPDB-VP) : 2.36.2

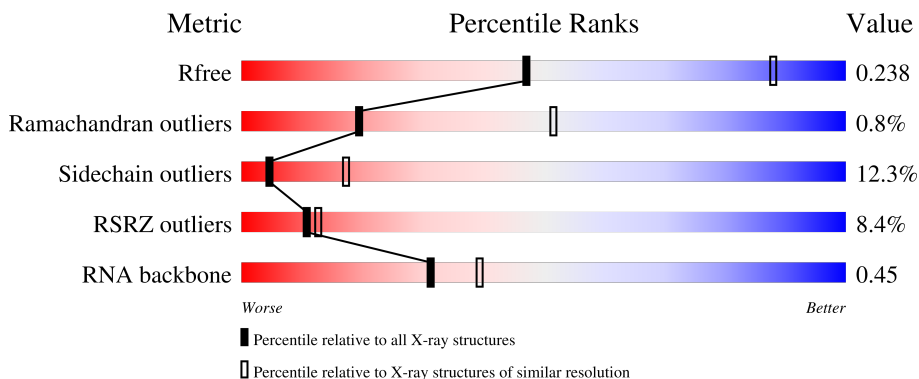
1 Overall quality at a glance

The following experimental techniques were used to determine the structure:

X-RAY DIFFRACTION

The reported resolution of this entry is 3.40 Å.

Percentile scores (ranging between 0-100) for global validation metrics of the entry are shown in the following graphic. The table shows the number of entries on which the scores are based.



Metric	Whole archive (#Entries)	Similar resolution (#Entries, resolution range(Å))
R_{free}	130704	1026 (3.48-3.32)
Ramachandran outliers	138981	1038 (3.48-3.32)
Sidechain outliers	138945	1038 (3.48-3.32)
RSRZ outliers	127900	2173 (3.50-3.30)
RNA backbone	3102	1006 (3.84-2.96)

The table below summarises the geometric issues observed across the polymeric chains and their fit to the electron density. The red, orange, yellow and green segments of the lower bar indicate the fraction of residues that contain outliers for ≥ 3 , 2, 1 and 0 types of geometric quality criteria respectively. A grey segment represents the fraction of residues that are not modelled. The numeric value for each fraction is indicated below the corresponding segment, with a dot representing fractions $\leq 5\%$. The upper red bar (where present) indicates the fraction of residues that have poor fit to the electron density. The numeric value is given above the bar.

Mol	Chain	Length	Quality of chain
1	1	3396	 % 65% 23% 9%
1	5	3396	 61% 27% 8%
2	3	121	 79% 21%
2	7	121	 74% 22%
3	4	158	 71% 25%

Continued on next page...

Continued from previous page...

Mol	Chain	Length	Quality of chain
3	8	158	69% 28% .
4	L2	252	91% 9%
4	l2	252	92% 8%
5	L3	386	87% 13%
5	l3	386	88% 12%
6	L4	361	89% 11%
6	l4	361	89% 11%
7	L5	296	91% 9%
7	l5	296	86% 12% ..
8	L6	176	77% 11% 11%
8	l6	176	76% 13% . 11%
9	L7	223	91% 9%
9	l7	223	90% 9%
10	L8	233	91% 9%
10	l8	233	91% 8% .
11	L9	191	85% 15%
11	l9	191	90% 10%
12	M0	221	84% 12% .
12	m0	221	79% 15% . 5%
13	M1	169	87% 12% .
13	m1	169	85% 14% .
14	M3	194	85% 14% ..
14	m3	194	90% 10%
15	M4	137	91% 9% .
15	m4	137	91% 9%

Continued on next page...

Continued from previous page...

Mol	Chain	Length	Quality of chain
16	M5	203	9% 88% 12%
16	m5	203	9% 88% 12%
17	M6	197	% 91% 9%
17	m6	197	90% 10%
18	M7	184	14% 84% 16%
18	m7	184	% 73% 11% 16%
19	M8	185	2% 91% 9%
19	m8	185	2% 88% 12%
20	M9	188	4% 89% 8%
20	m9	188	6% 92% 8%
21	N0	172	7% 82% 18%
21	n0	172	% 88% 12%
22	N1	159	5% 87% 12%
22	n1	159	3% 86% 14%
23	N2	100	14% 92% 8%
23	n2	100	26% 88% 10%
24	N3	136	3% 94% 6%
24	n3	136	% 93% 7%
25	N4	155	17% 59% 5% 37%
26	N5	121	10% 91% 9%
26	n5	121	7% 91% 8%
27	N6	126	12% 89% 10%
27	n6	126	9% 85% 15%
28	N7	135	52% 89% 11%
28	n7	135	27% 90% 10%

Continued on next page...

Continued from previous page...

Mol	Chain	Length	Quality of chain
29	N8	148	14% 86% 13%
29	n8	148	4% 86% 14%
30	N9	58	14% 88% 12%
30	n9	58	2% 86% 12%
31	O0	100	13% 90% 6%
31	o0	100	8% 87% 13%
32	O1	109	11% 87% 13%
32	o1	109	5% 83% 17%
33	O2	127	2% 91% 9%
33	o2	127	% 86% 14%
34	O3	106	94% 6%
34	o3	106	91% 9%
35	O4	112	13% 90% 9%
35	o4	112	7% 93% 6%
36	O5	119	4% 87% 13%
36	o5	119	4% 89% 10%
37	O6	99	7% 88% 12%
37	o6	99	15% 89% 10%
38	O7	87	2% 91% 9%
38	o7	87	2% 86% 14%
39	O8	77	12% 87% 13%
39	o8	77	29% 90% 10%
40	O9	50	4% 86% 14%
40	o9	50	2% 86% 14%
41	Q0	52	12% 90% 10%

Continued on next page...

Continued from previous page...

Mol	Chain	Length	Quality of chain
41	q0	52	79% 21%
42	Q1	25	84% 16%
42	q1	25	88% 12%
43	Q2	105	10% 91% 8%
43	q2	105	83% 16%
44	Q3	91	2% 93% 7%
44	q3	91	93% 7%
45	2	1800	66% 26% 5%
45	6	1800	65% 28% 5%
46	S0	206	28% 90% 10%
46	s0	206	5% 88% 12%
47	S1	216	22% 85% 12%
47	s1	216	8% 91% 9%
48	S2	217	14% 93% 6%
48	s2	217	6% 89% 11%
49	S3	223	22% 91% 9%
49	s3	223	13% 84% 16%
50	S4	260	32% 88% 12%
50	s4	260	15% 89% 11%
51	S5	206	27% 91% 9%
51	s5	206	6% 87% 13%
52	S6	236	13% 85% 11%
52	s6	236	8% 79% 13% 8%
53	S7	186	16% 89% 8%
53	s7	186	11% 90% 9%

Continued on next page...

Continued from previous page...

Mol	Chain	Length	Quality of chain
54	S8	200	
54	s8	200	
55	S9	185	
55	s9	185	
56	C0	105	
56	c0	105	
57	C1	156	
57	c1	156	
58	C2	143	
58	c2	143	
59	C3	150	
59	c3	150	
60	C4	128	
60	c4	128	
61	C5	141	
61	c5	141	
62	C6	142	
62	c6	142	
63	C7	136	
63	c7	136	
64	C8	145	
64	c8	145	
65	C9	143	
65	c9	143	
66	D0	110	

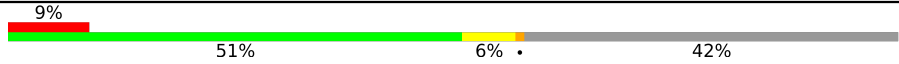

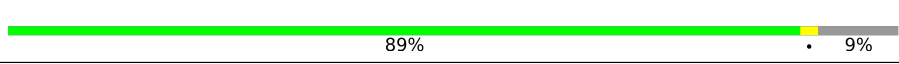
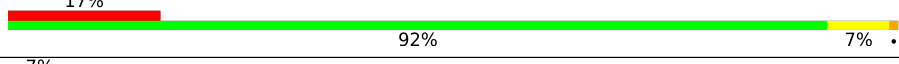

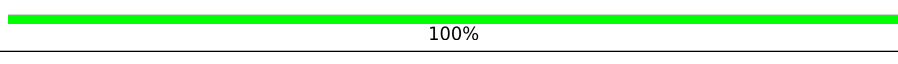
Continued on next page...

Continued from previous page...

Mol	Chain	Length	Quality of chain
66	d0	110	27% 80% 18% .
67	D1	87	30% 87% 13%
67	d1	87	8% 89% 11%
68	D2	129	22% 88% 11% .
68	d2	129	4% 88% 11% .
69	D3	144	11% 91% 9%
69	d3	144	% 92% 8%
70	D4	134	20% 90% 10%
70	d4	134	11% 89% 9% ..
71	D5	70	69% 77% 23%
71	d5	70	4% 93% . ..
72	D6	97	26% 81% 18% .
72	d6	97	2% 88% 11% .
73	D7	81	42% 89% 11%
73	d7	81	12% 90% 10%
74	D8	63	46% 90% 10%
74	d8	63	27% 75% 25%
75	D9	53	30% 81% 19%
75	d9	53	9% 79% 21%
76	E0	62	29% 85% 11% .
76	e0	62	10% 85% 13% .
77	E1	72	32% 85% 14% .
77	e1	72	29% 78% 19% .
78	SR	318	47% 93% 7%
78	sR	318	15% 92% 8%

Continued on next page...

Continued from previous page...

Mol	Chain	Length	Quality of chain
79	SM	272	
79	sM	272	
80	m2	165	
81	n4	135	
82	p0	312	
83	p1	47	

The following table lists non-polymeric compounds, carbohydrate monomers and non-standard residues in protein, DNA, RNA chains that are outliers for geometric or electron-density-fit criteria:

Mol	Type	Chain	Res	Chirality	Geometry	Clashes	Electron density
84	MG	1	3444	-	-	-	X
84	MG	1	3447	-	-	-	X
84	MG	1	3461	-	-	-	X
84	MG	1	3481	-	-	-	X
84	MG	1	3483	-	-	-	X
84	MG	1	3493	-	-	-	X
84	MG	1	3495	-	-	-	X
84	MG	1	3499	-	-	-	X
84	MG	1	3508	-	-	-	X
84	MG	1	3510	-	-	-	X
84	MG	1	3514	-	-	-	X
84	MG	1	3515	-	-	-	X
84	MG	1	3521	-	-	-	X
84	MG	1	3545	-	-	-	X
84	MG	1	3627	-	-	-	X
84	MG	1	3628	-	-	-	X
84	MG	1	3667	-	-	-	X
84	MG	1	3726	-	-	-	X
84	MG	1	3738	-	-	-	X
84	MG	1	3742	-	-	-	X
84	MG	1	3758	-	-	-	X
84	MG	1	3759	-	-	-	X
84	MG	1	3763	-	-	-	X
84	MG	1	3764	-	-	-	X
84	MG	1	3769	-	-	-	X
84	MG	1	3782	-	-	-	X
84	MG	1	3803	-	-	-	X

Continued on next page...

Continued from previous page...

Mol	Type	Chain	Res	Chirality	Geometry	Clashes	Electron density
84	MG	1	3804	-	-	-	X
84	MG	1	3815	-	-	-	X
84	MG	1	3816	-	-	-	X
84	MG	1	3818	-	-	-	X
84	MG	1	3820	-	-	-	X
84	MG	1	3823	-	-	-	X
84	MG	1	3827	-	-	-	X
84	MG	1	3829	-	-	-	X
84	MG	1	3842	-	-	-	X
84	MG	1	3847	-	-	-	X
84	MG	1	3865	-	-	-	X
84	MG	1	3873	-	-	-	X
84	MG	1	3876	-	-	-	X
84	MG	1	3879	-	-	-	X
84	MG	1	3880	-	-	-	X
84	MG	1	3932	-	-	-	X
84	MG	1	3934	-	-	-	X
84	MG	1	3948	-	-	-	X
84	MG	1	3950	-	-	-	X
84	MG	1	3952	-	-	-	X
84	MG	1	3955	-	-	-	X
84	MG	1	3985	-	-	-	X
84	MG	2	1913	-	-	-	X
84	MG	2	1929	-	-	-	X
84	MG	2	1931	-	-	-	X
84	MG	2	1940	-	-	-	X
84	MG	2	1977	-	-	-	X
84	MG	2	1978	-	-	-	X
84	MG	2	1979	-	-	-	X
84	MG	2	1980	-	-	-	X
84	MG	2	1984	-	-	-	X
84	MG	2	2001	-	-	-	X
84	MG	2	2004	-	-	-	X
84	MG	2	2015	-	-	-	X
84	MG	2	2017	-	-	-	X
84	MG	3	206	-	-	-	X
84	MG	3	208	-	-	-	X
84	MG	4	206	-	-	-	X
84	MG	4	208	-	-	-	X
84	MG	4	221	-	-	-	X
84	MG	5	3442	-	-	-	X
84	MG	5	3469	-	-	-	X

Continued on next page...

Continued from previous page...

Mol	Type	Chain	Res	Chirality	Geometry	Clashes	Electron density
84	MG	5	3492	-	-	-	X
84	MG	5	3524	-	-	-	X
84	MG	5	3526	-	-	-	X
84	MG	5	3542	-	-	-	X
84	MG	5	3558	-	-	-	X
84	MG	5	3563	-	-	-	X
84	MG	5	3564	-	-	-	X
84	MG	5	3574	-	-	-	X
84	MG	5	3577	-	-	-	X
84	MG	5	3583	-	-	-	X
84	MG	5	3588	-	-	-	X
84	MG	5	3591	-	-	-	X
84	MG	5	3593	-	-	-	X
84	MG	5	3594	-	-	-	X
84	MG	5	3601	-	-	-	X
84	MG	5	3624	-	-	-	X
84	MG	5	3634	-	-	-	X
84	MG	5	3645	-	-	-	X
84	MG	5	3664	-	-	-	X
84	MG	5	3697	-	-	-	X
84	MG	5	3706	-	-	-	X
84	MG	5	3751	-	-	-	X
84	MG	5	3755	-	-	-	X
84	MG	5	3766	-	-	-	X
84	MG	5	3768	-	-	-	X
84	MG	5	3775	-	-	-	X
84	MG	5	3813	-	-	-	X
84	MG	5	3855	-	-	-	X
84	MG	5	3859	-	-	-	X
84	MG	5	3863	-	-	-	X
84	MG	5	3868	-	-	-	X
84	MG	5	3869	-	-	-	X
84	MG	5	3878	-	-	-	X
84	MG	5	3896	-	-	-	X
84	MG	5	3904	-	-	-	X
84	MG	5	3915	-	-	-	X
84	MG	5	3934	-	-	-	X
84	MG	5	3936	-	-	-	X
84	MG	5	3948	-	-	-	X
84	MG	5	3954	-	-	-	X
84	MG	5	3958	-	-	-	X
84	MG	5	3965	-	-	-	X

Continued on next page...

Continued from previous page...

Mol	Type	Chain	Res	Chirality	Geometry	Clashes	Electron density
84	MG	5	3966	-	-	-	X
84	MG	5	3970	-	-	-	X
84	MG	5	3974	-	-	-	X
84	MG	5	3975	-	-	-	X
84	MG	5	3984	-	-	-	X
84	MG	5	4007	-	-	-	X
84	MG	5	4030	-	-	-	X
84	MG	5	4046	-	-	-	X
84	MG	5	4052	-	-	-	X
84	MG	5	4097	-	-	-	X
84	MG	5	4129	-	-	-	X
84	MG	6	1901	-	-	-	X
84	MG	6	1903	-	-	-	X
84	MG	6	1933	-	-	-	X
84	MG	6	1940	-	-	-	X
84	MG	6	1944	-	-	-	X
84	MG	6	1945	-	-	-	X
84	MG	6	1960	-	-	-	X
84	MG	6	1967	-	-	-	X
84	MG	6	1968	-	-	-	X
84	MG	6	1989	-	-	-	X
84	MG	6	1991	-	-	-	X
84	MG	6	1992	-	-	-	X
84	MG	6	1993	-	-	-	X
84	MG	6	2090	-	-	-	X
84	MG	6	2106	-	-	-	X
84	MG	6	2107	-	-	-	X
84	MG	6	2121	-	-	-	X
84	MG	8	201	-	-	-	X
84	MG	8	213	-	-	-	X
84	MG	8	216	-	-	-	X
84	MG	D3	204	-	-	-	X
84	MG	S2	301	-	-	-	X
84	MG	c1	201	-	-	-	X
84	MG	c3	201	-	-	-	X
84	MG	d1	101	-	-	-	X
84	MG	d3	201	-	-	-	X
84	MG	l3	406	-	-	-	X
84	MG	l3	408	-	-	-	X
84	MG	l8	301	-	-	-	X
84	MG	m6	208	-	-	-	X
84	MG	m7	207	-	-	-	X

Continued on next page...

Continued from previous page...

Mol	Type	Chain	Res	Chirality	Geometry	Clashes	Electron density
84	MG	m8	202	-	-	-	X

2 Entry composition [i](#)

There are 87 unique types of molecules in this entry. The entry contains 404238 atoms, of which 0 are hydrogens and 0 are deuteriums.

In the tables below, the ZeroOcc column contains the number of atoms modelled with zero occupancy, the AltConf column contains the number of residues with at least one atom in alternate conformation and the Trace column contains the number of residues modelled with at most 2 atoms.

- Molecule 1 is a RNA chain called 25S ribosomal RNA.

Mol	Chain	Residues	Atoms					ZeroOcc	AltConf	Trace
			Total	C	N	O	P			
1	1	3100	Total	C	N	O	P	0	0	0
			66304	29617	11950	21637	3100			
1	5	3134	Total	C	N	O	P	0	0	0
			67039	29943	12089	21873	3134			

- Molecule 2 is a RNA chain called 5S Ribosomal RNA.

Mol	Chain	Residues	Atoms					ZeroOcc	AltConf	Trace
			Total	C	N	O	P			
2	3	121	Total	C	N	O	P	0	0	0
			2579	1152	461	845	121			
2	7	121	Total	C	N	O	P	0	0	0
			2579	1152	461	845	121			

- Molecule 3 is a RNA chain called 5.8S ribosomal RNA.

Mol	Chain	Residues	Atoms					ZeroOcc	AltConf	Trace
			Total	C	N	O	P			
3	4	156	Total	C	N	O	P	0	0	0
			3313	1482	582	1093	156			
3	8	158	Total	C	N	O	P	0	0	0
			3353	1500	586	1109	158			

- Molecule 4 is a protein called 60S ribosomal protein L2-A.

Mol	Chain	Residues	Atoms					ZeroOcc	AltConf	Trace
			Total	C	N	O	S			
4	L2	252	Total	C	N	O	S	0	0	0
			1914	1191	388	334	1			
4	l2	252	Total	C	N	O	S	0	0	0
			1912	1190	388	333	1			

- Molecule 5 is a protein called 60S ribosomal protein L3.

Mol	Chain	Residues	Atoms					ZeroOcc	AltConf	Trace
5	L3	386	Total	C	N	O	S	0	0	0
			3081	1956	584	533	8			
5	l3	386	Total	C	N	O	S	0	0	0
			3081	1956	584	533	8			

- Molecule 6 is a protein called 60S ribosomal protein L4-A.

Mol	Chain	Residues	Atoms					ZeroOcc	AltConf	Trace
6	L4	361	Total	C	N	O	S	0	0	0
			2749	1730	522	494	3			
6	l4	361	Total	C	N	O	S	0	0	0
			2749	1730	522	494	3			

- Molecule 7 is a protein called 60S ribosomal protein L5.

Mol	Chain	Residues	Atoms					ZeroOcc	AltConf	Trace
7	L5	296	Total	C	N	O	S	0	0	0
			2375	1501	414	458	2			
7	l5	294	Total	C	N	O	S	0	0	0
			2359	1489	412	456	2			

- Molecule 8 is a protein called 60S ribosomal protein L6-A.

Mol	Chain	Residues	Atoms					ZeroOcc	AltConf	Trace
8	L6	156	Total	C	N	O	S	0	0	0
			1239	800	222	216	1			
8	l6	157	Total	C	N	O	S	0	0	0
			1248	806	224	217	1			

- Molecule 9 is a protein called 60S ribosomal protein L7-A.

Mol	Chain	Residues	Atoms					ZeroOcc	AltConf	Trace
9	L7	222	Total	C	N	O	S	0	0	0
			1784	1151	324	308	1			
9	l7	223	Total	C	N	O	S	0	0	0
			1791	1155	325	310	1			

- Molecule 10 is a protein called 60S ribosomal protein L8-A.

Mol	Chain	Residues	Atoms					ZeroOcc	AltConf	Trace
10	L8	233	Total	C	N	O	S	0	0	0
			1817	1159	326	329	3			

Continued on next page...

Continued from previous page...

Mol	Chain	Residues	Atoms					ZeroOcc	AltConf	Trace
			Total	C	N	O	S			
10	l8	231	Total 1763	C 1130	N 316	O 314	S 3	0	0	0

- Molecule 11 is a protein called 60S ribosomal protein L9-A.

Mol	Chain	Residues	Atoms					ZeroOcc	AltConf	Trace
			Total	C	N	O	S			
11	L9	191	Total 1518	C 963	N 274	O 277	S 4	0	0	0
11	l9	191	Total 1518	C 963	N 274	O 277	S 4	0	0	0

- Molecule 12 is a protein called 60S ribosomal protein L10.

Mol	Chain	Residues	Atoms					ZeroOcc	AltConf	Trace
			Total	C	N	O	S			
12	M0	212	Total 1707	C 1084	N 323	O 295	S 5	0	0	0
12	m0	211	Total 1716	C 1090	N 324	O 296	S 6	0	0	0

- Molecule 13 is a protein called 60S ribosomal protein L11-B.

Mol	Chain	Residues	Atoms					ZeroOcc	AltConf	Trace
			Total	C	N	O	S			
13	M1	169	Total 1353	C 847	N 253	O 249	S 4	0	0	0
13	m1	169	Total 1353	C 847	N 253	O 249	S 4	0	0	0

- Molecule 14 is a protein called 60S ribosomal protein L13-A.

Mol	Chain	Residues	Atoms				ZeroOcc	AltConf	Trace
			Total	C	N	O			
14	M3	193	Total 1543	C 962	N 315	O 266	0	0	0
14	m3	194	Total 1548	C 965	N 316	O 267	0	0	0

- Molecule 15 is a protein called 60S ribosomal protein L14-A.

Mol	Chain	Residues	Atoms					ZeroOcc	AltConf	Trace
			Total	C	N	O	S			
15	M4	136	Total 1053	C 675	N 199	O 177	S 2	0	0	0
15	m4	137	Total 1059	C 678	N 200	O 179	S 2	0	0	0

- Molecule 16 is a protein called 60S ribosomal protein L15-A.

Mol	Chain	Residues	Atoms					ZeroOcc	AltConf	Trace
			Total	C	N	O	S			
16	M5	203	Total	C	N	O	S	0	0	0
			1720	1077	361	281	1			
16	m5	203	Total	C	N	O	S	0	0	0
			1720	1077	361	281	1			

- Molecule 17 is a protein called 60S ribosomal protein L16-A.

Mol	Chain	Residues	Atoms					ZeroOcc	AltConf	Trace
			Total	C	N	O	S			
17	M6	197	Total	C	N	O	S	0	0	0
			1555	1003	289	262	1			
17	m6	197	Total	C	N	O	S	0	0	0
			1555	1003	289	262	1			

- Molecule 18 is a protein called 60S ribosomal protein L17-A.

Mol	Chain	Residues	Atoms				ZeroOcc	AltConf	Trace
			Total	C	N	O			
18	M7	183	Total	C	N	O	0	0	0
			1415	877	281	257			
18	m7	155	Total	C	N	O	0	0	0
			1227	764	238	225			

- Molecule 19 is a protein called 60S ribosomal protein L18-A.

Mol	Chain	Residues	Atoms					ZeroOcc	AltConf	Trace
			Total	C	N	O	S			
19	M8	185	Total	C	N	O	S	0	0	0
			1441	908	290	241	2			
19	m8	185	Total	C	N	O	S	0	0	0
			1441	908	290	241	2			

- Molecule 20 is a protein called 60S ribosomal protein L19-A.

Mol	Chain	Residues	Atoms				ZeroOcc	AltConf	Trace
			Total	C	N	O			
20	M9	182	Total	C	N	O	0	0	0
			1474	905	319	250			
20	m9	188	Total	C	N	O	0	0	0
			1521	935	326	260			

- Molecule 21 is a protein called 60S ribosomal protein L20-A.

Mol	Chain	Residues	Atoms					ZeroOcc	AltConf	Trace
21	N0	172	Total	C	N	O	S	0	0	0
			1445	930	267	244	4			
21	n0	172	Total	C	N	O	S	0	0	0
			1445	930	267	244	4			

- Molecule 22 is a protein called 60S ribosomal protein L21-A.

Mol	Chain	Residues	Atoms					ZeroOcc	AltConf	Trace
22	N1	159	Total	C	N	O	S	0	0	0
			1276	805	246	221	4			
22	n1	159	Total	C	N	O	S	0	0	0
			1276	805	246	221	4			

- Molecule 23 is a protein called 60S ribosomal protein L22-A.

Mol	Chain	Residues	Atoms				ZeroOcc	AltConf	Trace
23	N2	100	Total	C	N	O	0	0	0
			796	516	131	149			
23	n2	98	Total	C	N	O	0	0	0
			778	505	127	146			

- Molecule 24 is a protein called 60S ribosomal protein L23-A.

Mol	Chain	Residues	Atoms					ZeroOcc	AltConf	Trace
24	N3	136	Total	C	N	O	S	0	0	0
			1003	628	189	179	7			
24	n3	136	Total	C	N	O	S	0	0	0
			1003	628	189	179	7			

- Molecule 25 is a protein called 60S ribosomal protein L24-A.

Mol	Chain	Residues	Atoms					ZeroOcc	AltConf	Trace
25	N4	98	Total	C	N	O	S	0	0	0
			699	443	137	118	1			

- Molecule 26 is a protein called 60S ribosomal protein L25.

Mol	Chain	Residues	Atoms					ZeroOcc	AltConf	Trace
26	N5	121	Total	C	N	O	S	0	0	0
			964	620	169	173	2			
26	n5	120	Total	C	N	O	S	0	0	0
			959	617	168	172	2			

- Molecule 27 is a protein called 60S ribosomal protein L26-A.

Mol	Chain	Residues	Atoms				ZeroOcc	AltConf	Trace
			Total	C	N	O			
27	N6	126	993	625	192	176	0	0	0
27	n6	126	993	625	192	176	0	0	0

- Molecule 28 is a protein called 60S ribosomal protein L27-A.

Mol	Chain	Residues	Atoms				ZeroOcc	AltConf	Trace
			Total	C	N	O			
28	N7	135	1092	710	202	180	0	0	0
28	n7	135	1092	710	202	180	0	0	0

- Molecule 29 is a protein called 60S ribosomal protein L28.

Mol	Chain	Residues	Atoms					ZeroOcc	AltConf	Trace
			Total	C	N	O	S			
29	N8	148	1173	749	231	190	3	0	0	0
29	n8	148	1173	749	231	190	3	0	0	0

- Molecule 30 is a protein called 60S ribosomal protein L29.

Mol	Chain	Residues	Atoms				ZeroOcc	AltConf	Trace
			Total	C	N	O			
30	N9	58	462	289	100	73	0	0	0
30	n9	58	462	289	100	73	0	0	0

- Molecule 31 is a protein called 60S ribosomal protein L30.

Mol	Chain	Residues	Atoms					ZeroOcc	AltConf	Trace
			Total	C	N	O	S			
31	O0	97	743	479	124	139	1	0	0	0
31	o0	100	767	492	128	146	1	0	0	0

- Molecule 32 is a protein called 60S ribosomal protein L31-A.

Mol	Chain	Residues	Atoms					ZeroOcc	AltConf	Trace
32	O1	109	Total	C	N	O	S	0	0	0
			890	565	168	156	1			
32	o1	109	Total	C	N	O	S	0	0	0
			890	565	168	156	1			

- Molecule 33 is a protein called 60S ribosomal protein L32.

Mol	Chain	Residues	Atoms					ZeroOcc	AltConf	Trace
33	O2	127	Total	C	N	O	S	0	0	0
			1020	647	205	167	1			
33	o2	127	Total	C	N	O	S	0	0	0
			1020	647	205	167	1			

- Molecule 34 is a protein called 60S ribosomal protein L33-A.

Mol	Chain	Residues	Atoms					ZeroOcc	AltConf	Trace
34	O3	106	Total	C	N	O	S	0	0	0
			850	540	165	144	1			
34	o3	106	Total	C	N	O	S	0	0	0
			850	540	165	144	1			

- Molecule 35 is a protein called 60S ribosomal protein L34-A.

Mol	Chain	Residues	Atoms					ZeroOcc	AltConf	Trace
35	O4	112	Total	C	N	O	S	0	0	0
			881	546	179	152	4			
35	o4	112	Total	C	N	O	S	0	0	0
			881	546	179	152	4			

- Molecule 36 is a protein called 60S ribosomal protein L35-A.

Mol	Chain	Residues	Atoms					ZeroOcc	AltConf	Trace
36	O5	119	Total	C	N	O	S	0	0	0
			969	615	186	167	1			
36	o5	119	Total	C	N	O	S	0	0	0
			969	615	186	167	1			

- Molecule 37 is a protein called 60S ribosomal protein L36-A.

Mol	Chain	Residues	Atoms					ZeroOcc	AltConf	Trace
37	O6	99	Total	C	N	O	S	0	0	0
			771	481	156	132	2			

Continued on next page...

Continued from previous page...

Mol	Chain	Residues	Atoms					ZeroOcc	AltConf	Trace
			Total	C	N	O	S			
37	o6	99	771	481	156	132	2	0	0	0

- Molecule 38 is a protein called 60S ribosomal protein L37-A.

Mol	Chain	Residues	Atoms					ZeroOcc	AltConf	Trace
			Total	C	N	O	S			
38	O7	87	681	414	148	114	5	0	0	0
38	o7	87	681	414	148	114	5	0	0	0

- Molecule 39 is a protein called 60S ribosomal protein L38.

Mol	Chain	Residues	Atoms				ZeroOcc	AltConf	Trace	
			Total	C	N	O				
39	O8	77	612	391	115	106		0	0	0
39	o8	77	612	391	115	106		0	0	0

- Molecule 40 is a protein called 60S ribosomal protein L39.

Mol	Chain	Residues	Atoms					ZeroOcc	AltConf	Trace
			Total	C	N	O	S			
40	O9	50	436	272	97	65	2	0	0	0
40	o9	50	436	272	97	65	2	0	0	0

- Molecule 41 is a protein called Ubiquitin-60S ribosomal protein L40.

Mol	Chain	Residues	Atoms					ZeroOcc	AltConf	Trace
			Total	C	N	O	S			
41	Q0	52	417	259	86	67	5	0	0	0
41	q0	52	417	259	86	67	5	0	0	0

- Molecule 42 is a protein called 60S ribosomal protein L41-A.

Mol	Chain	Residues	Atoms					ZeroOcc	AltConf	Trace
			Total	C	N	O	S			
42	Q1	25	233	142	63	27	1	0	0	0
42	q1	25	233	142	63	27	1	0	0	0

- Molecule 43 is a protein called 60S ribosomal protein L42-A.

Mol	Chain	Residues	Atoms					ZeroOcc	AltConf	Trace
43	Q2	105	Total	C	N	O	S	0	0	0
			847	534	170	138	5			
43	q2	105	Total	C	N	O	S	0	0	0
			847	534	170	138	5			

- Molecule 44 is a protein called 60S ribosomal protein L43-A.

Mol	Chain	Residues	Atoms					ZeroOcc	AltConf	Trace
44	Q3	91	Total	C	N	O	S	0	0	0
			694	429	138	121	6			
44	q3	91	Total	C	N	O	S	0	0	0
			694	429	138	121	6			

- Molecule 45 is a RNA chain called 18S ribosomal RNA.

Mol	Chain	Residues	Atoms					ZeroOcc	AltConf	Trace
45	2	1712	Total	C	N	O	P	0	0	0
			36488	16313	6466	11997	1712			
45	6	1739	Total	C	N	O	P	0	0	0
			37060	16570	6568	12183	1739			

- Molecule 46 is a protein called 40S ribosomal protein S0-A.

Mol	Chain	Residues	Atoms					ZeroOcc	AltConf	Trace
46	S0	206	Total	C	N	O	S	0	0	0
			1612	1034	285	291	2			
46	s0	206	Total	C	N	O	S	0	0	0
			1612	1034	285	291	2			

- Molecule 47 is a protein called 40S ribosomal protein S1-A.

Mol	Chain	Residues	Atoms					ZeroOcc	AltConf	Trace
47	S1	214	Total	C	N	O	S	0	0	0
			1709	1084	310	311	4			
47	s1	216	Total	C	N	O	S	0	0	0
			1722	1091	312	315	4			

- Molecule 48 is a protein called 40S ribosomal protein S2.

Mol	Chain	Residues	Atoms					ZeroOcc	AltConf	Trace
48	S2	217	Total	C	N	O	S	0	0	0
			1635	1047	289	297	2			
48	s2	217	Total	C	N	O	S	0	0	0
			1635	1047	289	297	2			

- Molecule 49 is a protein called 40S ribosomal protein S3.

Mol	Chain	Residues	Atoms					ZeroOcc	AltConf	Trace
49	S3	223	Total	C	N	O	S	0	0	0
			1734	1101	313	314	6			
49	s3	223	Total	C	N	O	S	0	0	0
			1728	1098	310	314	6			

- Molecule 50 is a protein called 40S ribosomal protein S4-A.

Mol	Chain	Residues	Atoms					ZeroOcc	AltConf	Trace
50	S4	260	Total	C	N	O	S	0	0	0
			2068	1316	389	360	3			
50	s4	260	Total	C	N	O	S	0	0	0
			2068	1316	389	360	3			

- Molecule 51 is a protein called 40S ribosomal protein S5.

Mol	Chain	Residues	Atoms					ZeroOcc	AltConf	Trace
51	S5	206	Total	C	N	O	S	0	0	0
			1609	1007	300	299	3			
51	s5	206	Total	C	N	O	S	0	0	0
			1609	1007	300	299	3			

- Molecule 52 is a protein called 40S ribosomal protein S6-A.

Mol	Chain	Residues	Atoms					ZeroOcc	AltConf	Trace
52	S6	226	Total	C	N	O	S	0	0	0
			1813	1137	350	323	3			
52	s6	218	Total	C	N	O	S	0	0	0
			1755	1102	337	313	3			

- Molecule 53 is a protein called 40S ribosomal protein S7-A.

Mol	Chain	Residues	Atoms				ZeroOcc	AltConf	Trace
53	S7	184	Total	C	N	O	0	0	0
			1481	951	265	265			

Continued on next page...

Continued from previous page...

Mol	Chain	Residues	Atoms				ZeroOcc	AltConf	Trace
			Total	C	N	O			
53	s7	186	1491	957	267	267	0	0	0

- Molecule 54 is a protein called 40S ribosomal protein S8-A.

Mol	Chain	Residues	Atoms					ZeroOcc	AltConf	Trace
			Total	C	N	O	S			
54	S8	188	1489	925	298	264	2	0	0	0
54	s8	186	1471	913	294	262	2	0	0	0

- Molecule 55 is a protein called 40S ribosomal protein S9-A.

Mol	Chain	Residues	Atoms					ZeroOcc	AltConf	Trace
			Total	C	N	O	S			
55	S9	185	1494	943	289	261	1	0	0	0
55	s9	185	1494	943	289	261	1	0	0	0

- Molecule 56 is a protein called 40S ribosomal protein S10-A.

Mol	Chain	Residues	Atoms					ZeroOcc	AltConf	Trace
			Total	C	N	O	S			
56	C0	96	772	499	126	145	2	0	0	0
56	c0	96	761	490	125	144	2	0	0	0

- Molecule 57 is a protein called 40S ribosomal protein S11-A.

Mol	Chain	Residues	Atoms					ZeroOcc	AltConf	Trace
			Total	C	N	O	S			
57	C1	155	1213	774	230	206	3	0	0	0
57	c1	142	1138	729	217	189	3	0	0	0

- Molecule 58 is a protein called 40S ribosomal protein S12.

Mol	Chain	Residues	Atoms					ZeroOcc	AltConf	Trace
			Total	C	N	O	S			
58	C2	124	890	560	156	172	2	0	0	0
58	c2	124	890	560	156	172	2	0	0	0

- Molecule 59 is a protein called 40S ribosomal protein S13.

Mol	Chain	Residues	Atoms					ZeroOcc	AltConf	Trace
59	C3	150	Total	C	N	O	S	0	0	0
			1192	759	224	207	2			
59	c3	150	Total	C	N	O	S	0	0	0
			1192	759	224	207	2			

- Molecule 60 is a protein called 40S ribosomal protein S14-B.

Mol	Chain	Residues	Atoms					ZeroOcc	AltConf	Trace
60	C4	127	Total	C	N	O	S	0	0	0
			891	545	182	163	1			
60	c4	128	Total	C	N	O	S	0	0	0
			949	582	188	176	3			

- Molecule 61 is a protein called 40S ribosomal protein S15.

Mol	Chain	Residues	Atoms					ZeroOcc	AltConf	Trace
61	C5	124	Total	C	N	O	S	0	0	0
			977	622	182	166	7			
61	c5	135	Total	C	N	O	S	0	0	0
			1039	658	196	178	7			

- Molecule 62 is a protein called 40S ribosomal protein S16-A.

Mol	Chain	Residues	Atoms				ZeroOcc	AltConf	Trace
62	C6	141	Total	C	N	O	0	0	0
			1105	708	203	194			
62	c6	142	Total	C	N	O	0	0	0
			1111	711	204	196			

- Molecule 63 is a protein called 40S ribosomal protein S17-A.

Mol	Chain	Residues	Atoms					ZeroOcc	AltConf	Trace
63	C7	120	Total	C	N	O	S	0	0	0
			965	603	183	177	2			
63	c7	117	Total	C	N	O	S	0	0	0
			917	569	175	171	2			

- Molecule 64 is a protein called 40S ribosomal protein S18-A.

Mol	Chain	Residues	Atoms					ZeroOcc	AltConf	Trace
64	C8	145	Total	C	N	O	S	0	0	0
			1192	743	237	210	2			
64	c8	145	Total	C	N	O	S	0	0	0
			1192	743	237	210	2			

- Molecule 65 is a protein called 40S ribosomal protein S19-A.

Mol	Chain	Residues	Atoms					ZeroOcc	AltConf	Trace
65	C9	143	Total	C	N	O	S	0	0	0
			1112	694	208	208	2			
65	c9	143	Total	C	N	O	S	0	0	0
			1112	694	208	208	2			

- Molecule 66 is a protein called 40S ribosomal protein S20.

Mol	Chain	Residues	Atoms					ZeroOcc	AltConf	Trace
66	D0	107	Total	C	N	O	S	0	0	0
			855	539	156	159	1			
66	d0	110	Total	C	N	O	S	0	0	0
			882	554	161	166	1			

- Molecule 67 is a protein called 40S ribosomal protein S21-A.

Mol	Chain	Residues	Atoms					ZeroOcc	AltConf	Trace
67	D1	87	Total	C	N	O	S	0	0	0
			684	420	125	137	2			
67	d1	87	Total	C	N	O	S	0	0	0
			684	420	125	137	2			

- Molecule 68 is a protein called 40S ribosomal protein S22-A.

Mol	Chain	Residues	Atoms					ZeroOcc	AltConf	Trace
68	D2	129	Total	C	N	O	S	0	0	0
			1021	650	188	180	3			
68	d2	129	Total	C	N	O	S	0	0	0
			1021	650	188	180	3			

- Molecule 69 is a protein called 40S ribosomal protein S23-A.

Mol	Chain	Residues	Atoms					ZeroOcc	AltConf	Trace
69	D3	144	Total	C	N	O	S	0	0	0
			1121	708	220	191	2			

Continued on next page...

Continued from previous page...

Mol	Chain	Residues	Atoms					ZeroOcc	AltConf	Trace
69	d3	144	Total	C	N	O	S	0	0	0
			1121	708	220	191	2			

- Molecule 70 is a protein called 40S ribosomal protein S24-A.

Mol	Chain	Residues	Atoms				ZeroOcc	AltConf	Trace
70	D4	134	Total	C	N	O	0	0	0
			1073	676	208	189			
70	d4	133	Total	C	N	O	0	0	0
			1065	672	207	186			

- Molecule 71 is a protein called 40S ribosomal protein S25-A.

Mol	Chain	Residues	Atoms				ZeroOcc	AltConf	Trace
71	D5	70	Total	C	N	O	0	0	0
			563	360	104	99			
71	d5	69	Total	C	N	O	0	0	0
			558	357	103	98			

- Molecule 72 is a protein called 40S ribosomal protein S26-B.

Mol	Chain	Residues	Atoms					ZeroOcc	AltConf	Trace
72	D6	97	Total	C	N	O	S	0	0	0
			769	475	160	129	5			
72	d6	97	Total	C	N	O	S	0	0	0
			769	475	160	129	5			

- Molecule 73 is a protein called 40S ribosomal protein S27-A.

Mol	Chain	Residues	Atoms					ZeroOcc	AltConf	Trace
73	D7	81	Total	C	N	O	S	0	0	0
			610	382	110	113	5			
73	d7	81	Total	C	N	O	S	0	0	0
			610	382	110	113	5			

- Molecule 74 is a protein called 40S ribosomal protein S28-A.

Mol	Chain	Residues	Atoms					ZeroOcc	AltConf	Trace
74	D8	63	Total	C	N	O	S	0	0	0
			497	306	99	91	1			
74	d8	63	Total	C	N	O	S	0	0	0
			497	306	99	91	1			

- Molecule 75 is a protein called 40S ribosomal protein S29-A.

Mol	Chain	Residues	Atoms					ZeroOcc	AltConf	Trace
75	D9	53	Total	C	N	O	S	0	0	0
			443	275	92	72	4			
75	d9	53	Total	C	N	O	S	0	0	0
			443	275	92	72	4			

- Molecule 76 is a protein called 40S ribosomal protein S30-A.

Mol	Chain	Residues	Atoms					ZeroOcc	AltConf	Trace
76	E0	60	Total	C	N	O	S	0	0	0
			475	299	98	77	1			
76	e0	62	Total	C	N	O	S	0	0	0
			491	309	101	80	1			

- Molecule 77 is a protein called Ubiquitin-40S ribosomal protein S31.

Mol	Chain	Residues	Atoms					ZeroOcc	AltConf	Trace
77	E1	71	Total	C	N	O	S	0	0	0
			566	362	106	94	4			
77	e1	72	Total	C	N	O	S	0	0	0
			575	368	108	95	4			

- Molecule 78 is a protein called Guanine nucleotide-binding protein subunit beta-like protein.

Mol	Chain	Residues	Atoms					ZeroOcc	AltConf	Trace
78	SR	318	Total	C	N	O	S	0	0	0
			2441	1543	418	472	8			
78	sR	318	Total	C	N	O	S	0	0	0
			2441	1543	418	472	8			

There are 2 discrepancies between the modelled and reference sequences:

Chain	Residue	Modelled	Actual	Comment	Reference
SR	161	ALA	LYS	conflict	UNP P38011
sR	161	ALA	LYS	conflict	UNP P38011

- Molecule 79 is a protein called Suppressor protein STM1.

Mol	Chain	Residues	Atoms				ZeroOcc	AltConf	Trace
79	SM	159	Total	C	N	O	0	0	0
			1104	652	221	231			

Continued on next page...

Continued from previous page...

Mol	Chain	Residues	Atoms				ZeroOcc	AltConf	Trace
			Total	C	N	O			
79	sM	129	923	546	184	193	0	0	0

- Molecule 80 is a protein called 60S ribosomal protein L12.

Mol	Chain	Residues	Atoms				ZeroOcc	AltConf	Trace
			Total	C	N	O			
80	m2	150	750	450	150	150	0	0	0

- Molecule 81 is a protein called 60S ribosomal protein L24-A.

Mol	Chain	Residues	Atoms					ZeroOcc	AltConf	Trace
			Total	C	N	O	S			
81	n4	135	1044	654	209	180	1	0	0	0

- Molecule 82 is a protein called 60S acidic ribosomal protein P0.

Mol	Chain	Residues	Atoms					ZeroOcc	AltConf	Trace
			Total	C	N	O	S			
82	p0	143	1077	687	192	195	3	0	0	0

- Molecule 83 is a protein called Ribosomal protein P1 alpha.

Mol	Chain	Residues	Atoms				ZeroOcc	AltConf	Trace
			Total	C	N	O			
83	p1	47	235	141	47	47	0	0	0

- Molecule 84 is MAGNESIUM ION (three-letter code: MG) (formula: Mg).

Mol	Chain	Residues	Atoms		ZeroOcc	AltConf
84	1	588	Total	Mg	0	0
			588	588		
84	3	19	Total	Mg	0	0
			19	19		
84	4	23	Total	Mg	0	0
			23	23		
84	L2	5	Total	Mg	0	0
			5	5		
84	L3	3	Total	Mg	0	0
			3	3		
84	L4	6	Total	Mg	0	0
			6	6		

Continued on next page...

Continued from previous page...

Mol	Chain	Residues	Atoms	ZeroOcc	AltConf
84	L5	1	Total Mg 1 1	0	0
84	L7	1	Total Mg 1 1	0	0
84	L8	1	Total Mg 1 1	0	0
84	L9	1	Total Mg 1 1	0	0
84	M0	4	Total Mg 4 4	0	0
84	M3	5	Total Mg 5 5	0	0
84	M5	5	Total Mg 5 5	0	0
84	M6	1	Total Mg 1 1	0	0
84	M7	5	Total Mg 5 5	0	0
84	M8	1	Total Mg 1 1	0	0
84	N0	4	Total Mg 4 4	0	0
84	N1	2	Total Mg 2 2	0	0
84	N3	4	Total Mg 4 4	0	0
84	N4	1	Total Mg 1 1	0	0
84	N5	1	Total Mg 1 1	0	0
84	N8	3	Total Mg 3 3	0	0
84	O2	4	Total Mg 4 4	0	0
84	O3	1	Total Mg 1 1	0	0
84	O4	3	Total Mg 3 3	0	0
84	O6	1	Total Mg 1 1	0	0
84	O7	3	Total Mg 3 3	0	0

Continued on next page...

Continued from previous page...

Mol	Chain	Residues	Atoms		ZeroOcc	AltConf
84	Q1	1	Total 1	Mg 1	0	0
84	Q2	4	Total 4	Mg 4	0	0
84	2	142	Total 142	Mg 142	0	0
84	S1	1	Total 1	Mg 1	0	0
84	S2	1	Total 1	Mg 1	0	0
84	S3	1	Total 1	Mg 1	0	0
84	S4	1	Total 1	Mg 1	0	0
84	C1	1	Total 1	Mg 1	0	0
84	C3	1	Total 1	Mg 1	0	0
84	C8	1	Total 1	Mg 1	0	0
84	D3	5	Total 5	Mg 5	0	0
84	5	750	Total 750	Mg 750	0	0
84	7	30	Total 30	Mg 30	0	0
84	8	20	Total 20	Mg 20	0	0
84	l2	5	Total 5	Mg 5	0	0
84	l3	11	Total 11	Mg 11	0	0
84	l4	2	Total 2	Mg 2	0	0
84	l5	6	Total 6	Mg 6	0	0
84	l6	2	Total 2	Mg 2	0	0
84	l7	3	Total 3	Mg 3	0	0
84	l8	1	Total 1	Mg 1	0	0

Continued on next page...

Continued from previous page...

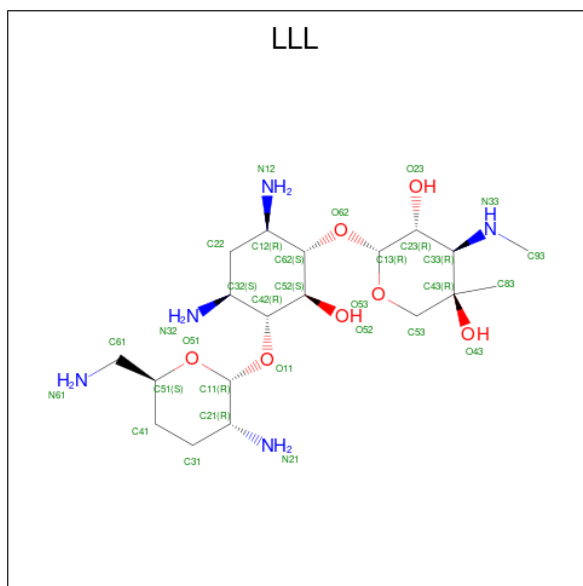
Mol	Chain	Residues	Atoms	ZeroOcc	AltConf
84	l9	8	Total Mg 8 8	0	0
84	m0	2	Total Mg 2 2	0	0
84	m3	4	Total Mg 4 4	0	0
84	m4	6	Total Mg 6 6	0	0
84	m5	3	Total Mg 3 3	0	0
84	m6	8	Total Mg 8 8	0	0
84	m7	7	Total Mg 7 7	0	0
84	m8	4	Total Mg 4 4	0	0
84	m9	2	Total Mg 2 2	0	0
84	n0	7	Total Mg 7 7	0	0
84	n1	2	Total Mg 2 2	0	0
84	n3	2	Total Mg 2 2	0	0
84	n5	3	Total Mg 3 3	0	0
84	n8	3	Total Mg 3 3	0	0
84	n9	1	Total Mg 1 1	0	0
84	o1	1	Total Mg 1 1	0	0
84	o2	3	Total Mg 3 3	0	0
84	o3	2	Total Mg 2 2	0	0
84	o4	2	Total Mg 2 2	0	0
84	q0	1	Total Mg 1 1	0	0
84	q1	2	Total Mg 2 2	0	0

Continued on next page...

Continued from previous page...

Mol	Chain	Residues	Atoms		ZeroOcc	AltConf
84	q2	7	Total 7	Mg 7	0	0
84	q3	3	Total 3	Mg 3	0	0
84	6	263	Total 263	Mg 263	0	0
84	s0	1	Total 1	Mg 1	0	0
84	s2	2	Total 2	Mg 2	0	0
84	s3	1	Total 1	Mg 1	0	0
84	s4	1	Total 1	Mg 1	0	0
84	s5	3	Total 3	Mg 3	0	0
84	s6	1	Total 1	Mg 1	0	0
84	c1	1	Total 1	Mg 1	0	0
84	c3	6	Total 6	Mg 6	0	0
84	c4	1	Total 1	Mg 1	0	0
84	c8	3	Total 3	Mg 3	0	0
84	d1	2	Total 2	Mg 2	0	0
84	d2	1	Total 1	Mg 1	0	0
84	d3	5	Total 5	Mg 5	0	0
84	d5	1	Total 1	Mg 1	0	0
84	d6	3	Total 3	Mg 3	0	0
84	d7	1	Total 1	Mg 1	0	0
84	d9	1	Total 1	Mg 1	0	0
84	sR	1	Total 1	Mg 1	0	0

- Molecule 85 is (2R,3R,4R,5R)-2-((1S,2S,3R,4S,6R)-4,6-DIAMINO-3-((2R,3R,6S)-3-AMINO-6-(AMINOMETHYL)-TETRAHYDRO-2H-PYRAN-2-YLOXY)-2-HYDROXYCYCLOHEXYLOXY)-5-METHYL-4-(METHYLAMINO)-TETRAHYDRO-2H-PYRAN-3,5-DIOL (three-letter code: LLL) (formula: C₁₉H₃₉N₅O₇).



Mol	Chain	Residues	Atoms				ZeroOcc	AltConf
85	1	1	Total	C	N	O	0	0
			31	19	5	7		
85	1	1	Total	C	N	O	0	0
			31	19	5	7		
85	1	1	Total	C	N	O	0	0
			31	19	5	7		
85	1	1	Total	C	N	O	0	0
			31	19	5	7		
85	1	1	Total	C	N	O	0	0
			31	19	5	7		
85	1	1	Total	C	N	O	0	0
			31	19	5	7		
85	1	1	Total	C	N	O	0	0
			31	19	5	7		
85	1	1	Total	C	N	O	0	0
			31	19	5	7		
85	1	1	Total	C	N	O	0	0
			31	19	5	7		

Continued on next page...

Continued from previous page...

Mol	Chain	Residues	Atoms				ZeroOcc	AltConf
			Total	C	N	O		
85	1	1	31	19	5	7	0	0
85	1	1	31	19	5	7	0	0
85	1	1	31	19	5	7	0	0
85	1	1	31	19	5	7	0	0
85	1	1	31	19	5	7	0	0
85	3	1	31	19	5	7	0	0
85	4	1	31	19	5	7	0	0
85	L3	1	31	19	5	7	0	0
85	2	1	31	19	5	7	0	0
85	2	1	31	19	5	7	0	0
85	2	1	31	19	5	7	0	0
85	5	1	31	19	5	7	0	0
85	5	1	31	19	5	7	0	0
85	5	1	31	19	5	7	0	0
85	5	1	31	19	5	7	0	0
85	5	1	31	19	5	7	0	0
85	5	1	31	19	5	7	0	0
85	5	1	31	19	5	7	0	0
85	5	1	31	19	5	7	0	0
85	5	1	31	19	5	7	0	0
85	5	1	31	19	5	7	0	0

Continued on next page...

Continued from previous page...

Mol	Chain	Residues	Atoms				ZeroOcc	AltConf
			Total	C	N	O		
85	5	1	31	19	5	7	0	0
85	5	1	31	19	5	7	0	0
85	5	1	31	19	5	7	0	0
85	5	1	31	19	5	7	0	0
85	5	1	31	19	5	7	0	0
85	5	1	31	19	5	7	0	0
85	5	1	31	19	5	7	0	0
85	5	1	31	19	5	7	0	0
85	5	1	31	19	5	7	0	0
85	5	1	31	19	5	7	0	0
85	5	1	31	19	5	7	0	0
85	5	1	31	19	5	7	0	0
85	5	1	31	19	5	7	0	0
85	5	1	31	19	5	7	0	0
85	5	1	31	19	5	7	0	0
85	5	1	31	19	5	7	0	0
85	5	1	31	19	5	7	0	0
85	5	1	31	19	5	7	0	0
85	5	1	31	19	5	7	0	0
85	7	1	31	19	5	7	0	0
85	7	1	31	19	5	7	0	0
85	7	1	31	19	5	7	0	0

Continued on next page...

Continued from previous page...

Mol	Chain	Residues	Atoms				ZeroOcc	AltConf
			Total	C	N	O		
85	8	1	Total 31	C 19	N 5	O 7	0	0
85	8	1	Total 31	C 19	N 5	O 7	0	0
85	l3	1	Total 31	C 19	N 5	O 7	0	0
85	6	1	Total 31	C 19	N 5	O 7	0	0
85	6	1	Total 31	C 19	N 5	O 7	0	0
85	6	1	Total 31	C 19	N 5	O 7	0	0
85	6	1	Total 31	C 19	N 5	O 7	0	0
85	6	1	Total 31	C 19	N 5	O 7	0	0
85	6	1	Total 31	C 19	N 5	O 7	0	0
85	6	1	Total 31	C 19	N 5	O 7	0	0
85	6	1	Total 31	C 19	N 5	O 7	0	0
85	6	1	Total 31	C 19	N 5	O 7	0	0
85	6	1	Total 31	C 19	N 5	O 7	0	0
85	6	1	Total 31	C 19	N 5	O 7	0	0
85	6	1	Total 31	C 19	N 5	O 7	0	0
85	6	1	Total 31	C 19	N 5	O 7	0	0
85	6	1	Total 31	C 19	N 5	O 7	0	0
85	6	1	Total 31	C 19	N 5	O 7	0	0

- Molecule 86 is ZINC ION (three-letter code: ZN) (formula: Zn).

Mol	Chain	Residues	Atoms		ZeroOcc	AltConf
86	O4	1	Total 1	Zn 1	0	0
86	O7	1	Total 1	Zn 1	0	0
86	Q0	1	Total 1	Zn 1	0	0

Continued on next page...

Continued from previous page...

Mol	Chain	Residues	Atoms		ZeroOcc	AltConf
86	Q2	1	Total 1	Zn 1	0	0
86	Q3	1	Total 1	Zn 1	0	0
86	D6	1	Total 1	Zn 1	0	0
86	D7	1	Total 1	Zn 1	0	0
86	D9	1	Total 1	Zn 1	0	0
86	E1	1	Total 1	Zn 1	0	0
86	o4	1	Total 1	Zn 1	0	0
86	o7	1	Total 1	Zn 1	0	0
86	q0	1	Total 1	Zn 1	0	0
86	q2	1	Total 1	Zn 1	0	0
86	q3	1	Total 1	Zn 1	0	0
86	d6	1	Total 1	Zn 1	0	0
86	d7	1	Total 1	Zn 1	0	0
86	d9	1	Total 1	Zn 1	0	0
86	e1	1	Total 1	Zn 1	0	0

- Molecule 87 is water.

Mol	Chain	Residues	Atoms		ZeroOcc	AltConf
87	1	473	Total 473	O 473	0	0
87	3	15	Total 15	O 15	0	0
87	4	5	Total 5	O 5	0	0
87	L2	1	Total 1	O 1	0	0

Continued on next page...

Continued from previous page...

Mol	Chain	Residues	Atoms	ZeroOcc	AltConf
87	L3	7	Total O 7 7	0	0
87	L4	2	Total O 2 2	0	0
87	L5	2	Total O 2 2	0	0
87	M0	1	Total O 1 1	0	0
87	M3	2	Total O 2 2	0	0
87	M5	3	Total O 3 3	0	0
87	M6	6	Total O 6 6	0	0
87	M7	5	Total O 5 5	0	0
87	N0	4	Total O 4 4	0	0
87	N1	3	Total O 3 3	0	0
87	N3	5	Total O 5 5	0	0
87	N4	2	Total O 2 2	0	0
87	N5	2	Total O 2 2	0	0
87	N8	3	Total O 3 3	0	0
87	N9	2	Total O 2 2	0	0
87	O2	2	Total O 2 2	0	0
87	O4	1	Total O 1 1	0	0
87	O7	1	Total O 1 1	0	0
87	Q1	1	Total O 1 1	0	0
87	Q2	1	Total O 1 1	0	0
87	2	111	Total O 111 111	0	0

Continued on next page...

Continued from previous page...

Mol	Chain	Residues	Atoms	ZeroOcc	AltConf
87	S1	1	Total O 1 1	0	0
87	S3	3	Total O 3 3	0	0
87	S4	1	Total O 1 1	0	0
87	S8	1	Total O 1 1	0	0
87	C9	2	Total O 2 2	0	0
87	D0	1	Total O 1 1	0	0
87	D3	1	Total O 1 1	0	0
87	SR	2	Total O 2 2	0	0
87	5	514	Total O 514 514	0	0
87	7	33	Total O 33 33	0	0
87	8	11	Total O 11 11	0	0
87	12	7	Total O 7 7	0	0
87	13	6	Total O 6 6	0	0
87	15	5	Total O 5 5	0	0
87	19	3	Total O 3 3	0	0
87	m0	1	Total O 1 1	0	0
87	m4	1	Total O 1 1	0	0
87	m5	2	Total O 2 2	0	0
87	m6	8	Total O 8 8	0	0
87	m7	4	Total O 4 4	0	0
87	m9	3	Total O 3 3	0	0

Continued on next page...

Continued from previous page...

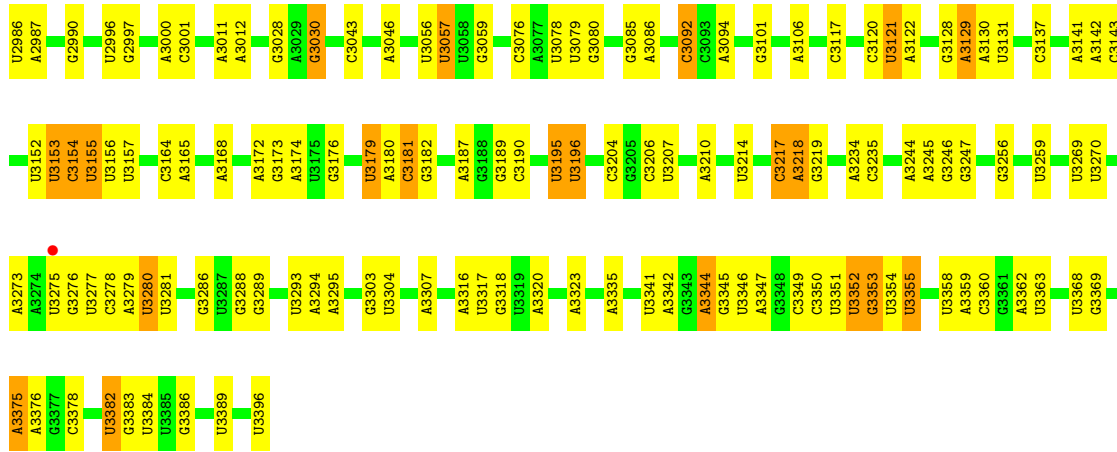
Mol	Chain	Residues	Atoms	ZeroOcc	AltConf
87	n0	4	Total O 4 4	0	0
87	n1	2	Total O 2 2	0	0
87	n3	2	Total O 2 2	0	0
87	n4	1	Total O 1 1	0	0
87	n5	2	Total O 2 2	0	0
87	n6	1	Total O 1 1	0	0
87	n8	4	Total O 4 4	0	0
87	n9	1	Total O 1 1	0	0
87	o0	1	Total O 1 1	0	0
87	o1	2	Total O 2 2	0	0
87	o2	4	Total O 4 4	0	0
87	o4	2	Total O 2 2	0	0
87	q0	1	Total O 1 1	0	0
87	q2	2	Total O 2 2	0	0
87	q3	3	Total O 3 3	0	0
87	6	224	Total O 224 224	0	0
87	s4	1	Total O 1 1	0	0
87	s5	1	Total O 1 1	0	0
87	s7	1	Total O 1 1	0	0
87	c3	5	Total O 5 5	0	0
87	c6	1	Total O 1 1	0	0

Continued on next page...

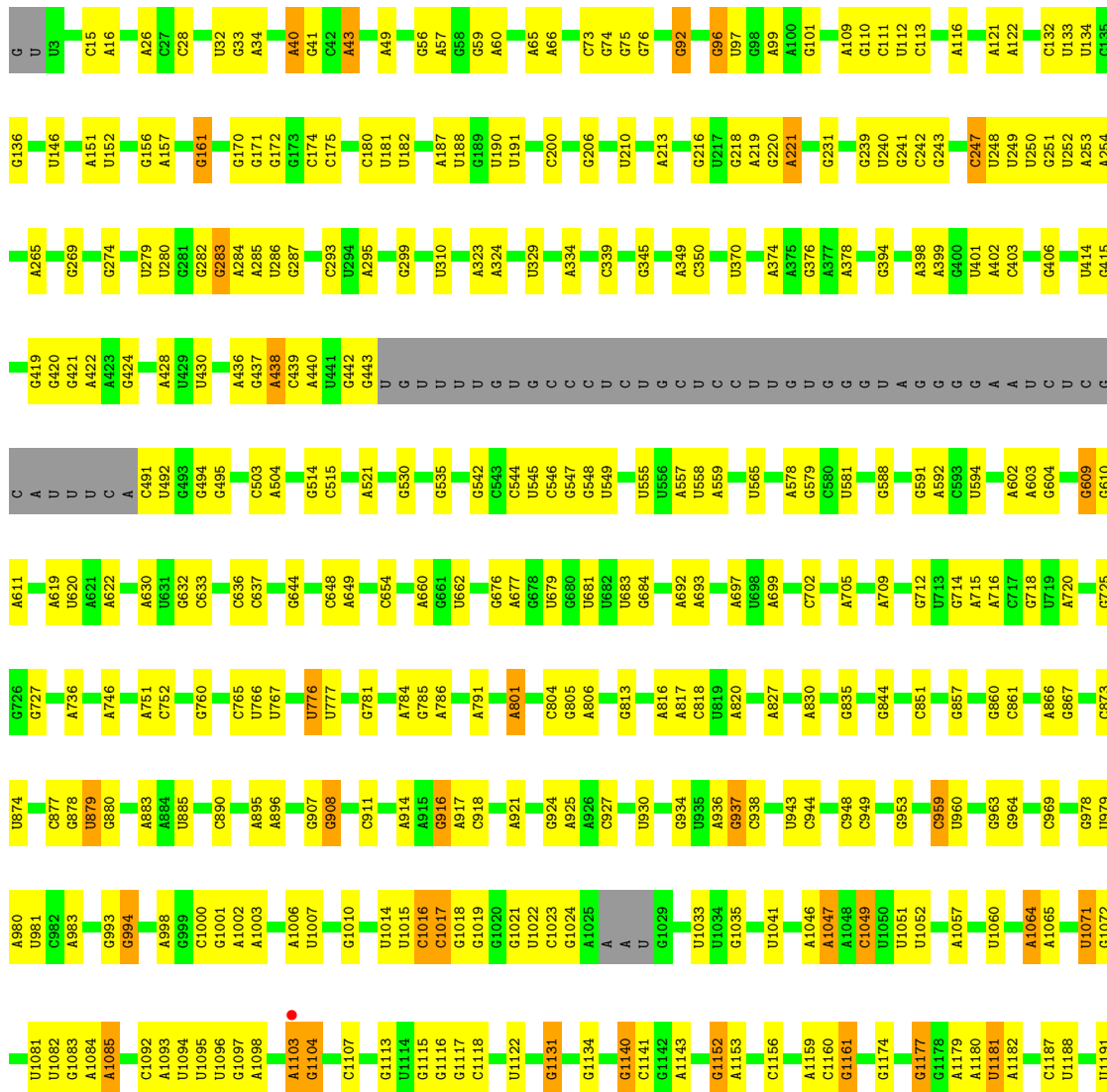
Continued from previous page...

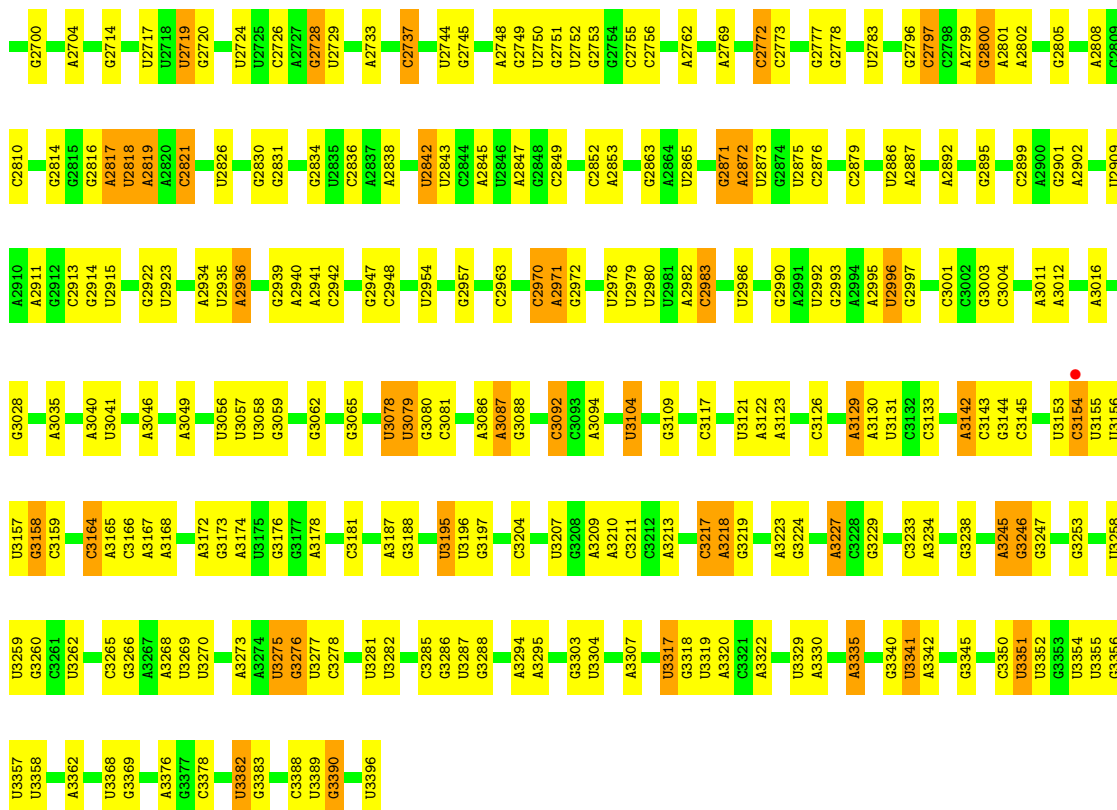
Mol	Chain	Residues	Atoms		ZeroOcc	AltConf
87	c8	3	Total 3	O 3	0	0
87	c9	5	Total 5	O 5	0	0
87	d3	5	Total 5	O 5	0	0
87	d5	3	Total 3	O 3	0	0
87	d6	3	Total 3	O 3	0	0
87	d9	2	Total 2	O 2	0	0
87	e1	1	Total 1	O 1	0	0
87	sR	1	Total 1	O 1	0	0

A2847	A2853	C2857	U2860	U2861	G2863	U2866	U2869	U2870	A2871	U2872	U2873	U2874	U2875	C2876	A2887	G2895	A2896	A2897	C2898	C2899	G2914	U2923	U2935	U2936	A2941	C2942	A2946	C2947	G2950	G2957	G2964	U2965	A2971	G2972	G2973	U2978	U2979	U2980	C2983	C2984	C2985																																																																																																																																																																																																																																																																																																																																																																																																																																																																																																																																																																																																																																																																																																																																																																																																																																																																																																																																																																																																												
G2726	A2727	G2728	C2737	U2752	G2753	U2759	C2760	A2761	U2762	U2766	U2767	A2769	C2772	C2773	C2776	G2777	G2778	G2796	A2799	G2800	A2801	A2802	A2803	A2808	C2809	C2810	G2814	G2815	G2816	A2817	U2818	A2819	A2820	C2821	U2827	G2831	C2836	A2837	U2838	G2839	U2842	A2845	U2846																																																																																																																																																																																																																																																																																																																																																																																																																																																																																																																																																																																																																																																																																																																																																																																																																																																																																																																																																																																																										
G2608	A2609	G2614	U2617	G2618	G2619	G2620	G2621	G2624	C2627	A2636	C2637	C2638	G2639	A2647	G2648	A2649	U2652	A2656	A2657	G2658	G2659	G2660	A2673	A2674	A2675	A2676	G2677	U2681	A2689	G2690	A2691	A2692	C2693	A2694	A2695	A2696	A2704	A2705	G2714	A2715	C2594	U2719	G2720	U2723																																																																																																																																																																																																																																																																																																																																																																																																																																																																																																																																																																																																																																																																																																																																																																																																																																																																																																																																																																																																									
U2504	C2507	U2508	A2511	C2512	U2513	U2514	A2515	G2522	A2523	U2532	G2533	U2537	U2538	C2539	A2540	U2541	U2542	U2543	C2546	A2547	C2548	G2549	U2550	U2551	U2552	U2553	A2554	G2555	U2559	C2560	A2561	A2569	U2570	U2571	C2572	G2573	G2574	G2575	G2576	U2581	A2705	G2585	A2593	C2594	G2602	G2606	G2607																																																																																																																																																																																																																																																																																																																																																																																																																																																																																																																																																																																																																																																																																																																																																																																																																																																																																																																																																																																																						
C2444	A2444	U2445	G2446	C2447	G2448	A2449	U2450	G2451	C2452	A2453	U2454	C2455	U2456	A2457	U2458	C2459	G2460	A2461	U2462	C2463	U2464	A2465	U2466	C2467	U2468	A2469	U2470	C2471	U2472	A2473	U2474	C2475	U2476	A2477	U2478	C2479	U2480	A2481	U2482	C2483	C2484	G2488	G2490	C2503																																																																																																																																																																																																																																																																																																																																																																																																																																																																																																																																																																																																																																																																																																																																																																																																																																																																																																																																																																																																									
C2306	G2307	U2310	G2311	C2312	A2313	U2314	G2315	G2323	A2324	U2325	C2326	G2327	C2328	C2329	C2330	A2331	G2332	C2333	A2334	C2335	C2336	G2337	A2338	C2339	C2340	A2341	C2342	C2343	C2344	C2345	C2346	C2347	C2348	C2349	C2350	C2351	A2352	A2355	A2356	C2357	U2260	G2272	G2273	C2277	C2278	A2279	A2280	A2281	U2282	C2283	C2284	G2288	G2300																																																																																																																																																																																																																																																																																																																																																																																																																																																																																																																																																																																																																																																																																																																																																																																																																																																																																																																																																																																																
U1826	A1827	U1828	A1829	U1830	C1831	U1832	A1833	U1834	C1835	U1836	A1837	U1838	C1839	U1840	A1841	U1842	C1843	U1844	A1845	C1846	A1847	C1848	U1849	A1850	U1851	C1852	U1853	A1854	C1855	U1856	A1857	C1858	U1859	A1860	U1861	C1862	U1863	A1864	U1865	C1866	U1867	A1868	U1869	C1870	U1871	A1872	U1873	C1874	U1875	A1876	U1877	C1878	U1879	A1880	U1881	C1882	U1883	A1884	U1885	C1886	U1887	A1888	U1889	C1890	U1891	A1892	U1893	C1894	U1895	A1896	U1897	C1898	U1899	A1900	U1901	C1902	U1903	A1904	U1905	C1906	U1907	A1908	U1909	C1910	U1911	A1912	U1913	C1914	U1915	A1916	U1917	C1918	U1919	A1920	U1921	C1922	U1923	A1924	U1925	C1926	U1927	A1928	U1929	C1930	U1931	A1932	U1933	C1934	U1935	A1936	U1937	C1938	U1939	A1940	U1941	C1942	U1943	A1944	U1945	C1946	U1947	A1948	U1949	C1950	U1951	A1952	U1953	C1954	U1955	A1956	U1957	C1958	U1959	A1960	U1961	C1962	U1963	A1964	U1965	C1966	U1967	A1968	U1969	C1970	U1971	A1972	U1973	C1974	U1975	A1976	U1977	C1978	U1979	A1980	U1981	C1982	U1983	A1984	U1985	C1986	U1987	A1988	U1989	C1990	U1991	A1992	U1993	C1994	U1995	A1996	U1997	C1998	U1999	A2000	U2001	C2002	U2003	A2004	U2005	C2006	U2007	A2008	U2009	C2010	U2011	A2012	U2013	C2014	U2015	A2016	U2017	C2018	U2019	A2020	U2021	C2022	U2023	A2024	U2025	C2026	U2027	A2028	U2029	C2030	U2031	A2032	U2033	C2034	U2035	A2036	U2037	C2038	U2039	A2040	U2041	C2042	U2043	A2044	U2045	C2046	U2047	A2048	U2049	C2050	U2051	A2052	U2053	C2054	U2055	A2056	U2057	C2058	U2059	A2060	U2061	C2062	U2063	A2064	U2065	C2066	U2067	A2068	U2069	C2070	U2071	A2072	U2073	C2074	U2075	A2076	U2077	C2078	U2079	A2080	U2081	C2082	U2083	A2084	U2085	C2086	U2087	A2088	U2089	C2090	U2091	A2092	U2093	C2094	U2095	A2096	U2097	C2098	U2099	A2100	U2101	C2102	U2103	A2104	U2105	C2106	U2107	A2108	U2109	C2110	U2111	A2112	U2113	C2114	U2115	A2116	U2117	C2118	U2119	A2120	U2121	C2122	U2123	A2124	U2125	C2126	U2127	A2128	U2129	C2130	U2131	A2132	U2133	C2134	U2135	A2136	U2137	C2138	U2139	A2140	U2141	C2142	U2143	A2144	U2145	C2146	U2147	A2148	U2149	C2150	U2151	A2152	U2153	C2154	U2155	A2156	U2157	C2158	U2159	A2160	U2161	C2162	U2163	A2164	U2165	C2166	U2167	A2168	U2169	C2170	U2171	A2172	U2173	C2174	U2175	A2176	U2177	C2178	U2179	A2180	U2181	C2182	U2183	A2184	U2185	C2186	U2187	A2188	U2189	C2190	U2191	A2192	U2193	C2194	U2195	A2196	U2197	C2198	U2199	A2200	U2201	C2202	U2203	A2204	U2205	C2206	U2207	A2208	U2209	C2210	U2211	A2212	U2213	C2214	U2215	A2216	U2217	C2218	U2219	A2220	U2221	C2222	U2223	A2224	U2225	C2226	U2227	A2228	U2229	C2230	U2231	A2232	U2233	C2234	U2235	A2236	U2237	C2238	U2239	A2240	U2241	C2242	U2243	A2244	U2245	C2246	U2247	A2248	U2249	C2250	U2251	A2252	U2253	C2254	U2255	A2256	U2257	C2258	U2259	A2260	U2261	C2262	U2263	A2264	U2265	C2266	U2267	A2268	U2269	C2270	U2271	A2272	U2273	C2274	U2275	A2276	U2277	C2278	U2279	A2280	U2281	C2282	U2283	A2284	U2285	C2286	U2287	A2288	U2289	C2290	U2291	A2292	U2293	C2294	U2295	A2296	U2297	C2298	U2299	A2300	U2301	C2302	U2303	A2304	U2305	C2306	U2307	A2308	U2309	C2310	U2311	A2312	U2313	C2314	U2315	A2316	U2317	C2318	U2319	A2320	U2321	C2322	U2323	A2324	U2325	C2326	U2327	A2328	U2329	C2330	U2331	A2332	U2333	C2334	U2335	A2336	U2337	C2338	U2339	A2340	U2341	C2342	U2343	A2344	U2345	C2346	U2347	A2348	U2349	C2350	U2351	A2352	U2353	C2354	U2355	A2356	U2357	C2358	U2359	A2360	U2361	C2362	U2363	A2364	U2365	C2366	U2367	A2368	U2369	C2370	U2371	A2372	U2373	C2374	U2375	A2376	U2377	C2378	U2379	A2380	U2381	C2382	U2383	A2384	U2385	C2386	U2387	A2388	U2389	C2390	U2391	A2392	U2393	C2394	U2395	A2396	U2397	C2398	U2399	A2400	U2401	C2402	U2403	A2404	U2405	C2406	U2407	A2408	U2409	C2410	U2411	A2412	U2413	C2414	U2415	A2416	U2417	C2418	U2419	A2420	U2421	C2422	U2423	A2424	U2425	C2426	U2427	A2428	U2429	C2430	U2431	A2432	U2433	C2434	U2435	A2436	U2437	C2438	U2439	A2440	U2441	C2442	U2443	A2444	U2445	C2446	U2447	A2448	U2449	C2450	U2451	A2452	U2453	C2454	U2455	A2456	U2457	C2458	U2459	A2460	U2461	C2462	U2463	A2464	U2465	C2466	U2467	A2468	U2469	C2470	U2471	A2472	U2473	C2474	U2475	A2476	U2477	C2478	U2479	A2480	U2481	C2482	U2483	A2484	U2485	C2486	U2487	A2488	U2489	C2490	U2491	A2492	U2493	C2494	U2495	A2496	U2497	C2498	U2499	A2500	U2501	C2502	U2503	A2504	U2505	C2506	U2507	A2508	U2509	C2510	U2511	A2512	U2513	C2514	U2515	A2516	U2517	C2518	U2519	A2520	U2521	C2522	U2523	A2524	U2525	C2526	U2527	A2528	U2529	C2530	U2531	A2532	U2533	C2534	U2535	A2536	U2537	C2538	U2539	A2540	U2541	C2542	U2543	A2544	U2545	C2546	U2547	A2548	U2549	C2550	U2551	A2552	U2553	C2554	U2555	A2556	U2557	C2558	U2559	A2560	U2561	C2562	U2563	A2564	U2565	C2566	U2567	A2568	U2569	C2570	U2571	A2572	U2573	C2574	U2575	A2576	U2577	C2578	U2579	A2580	U2581	C2582	U2583	A2584	U2585	C2586	U2587	A2588	U2589	C2590	U2591	A2592	U2593	C2594	U2595	A2596	U2597	C2598	U2599	A2600	U2601	C2602	U2603	A2604	U2605	C2606	U2607	A2608	U2609	C2610	U2611	A2612	U2613	C2614	U2615	A2616	U2617	C2618	U2619	A2620	U2621	C2622	U2623	A2624	U2625	C2626	U2627	A2628	U2629	C2630	U2631	A2632	U2633	C2634	U2635	A2636	U2637	C2638	U2639	A2640	U2641	C2642	U2643	A2644	U2645	C2646	U2647	A2648	U2649	C2650	U2651	A2652	U2653	C2654	U2655	A2656	U2657	C2658	U2659	A2660	U2661	C2662	U2663	A2664	U2665	C2666	U2667	A2668	U2669	C2670	U2671	A2672	U2673	C2674	U2675	A2676	U2677	C2678	U2679	A2680	U2681	C2682	U2683	A2684	U2685	C2686	U2687	A2688	U2689	C2690	U2691	A2692	U2693	C2694	U2695	A2696	U2697	C2698	U2699	A2700	U2701	C2702	U2703	A2704	U2705	C2706	U2707	A2708	U2709	C2710	U2711	A2712	U2713	C2714	U2715	A2716	U2717	C2718	U2719	A2720	U2721	C2722	U2723	A2724	U2725	C2726	U2727	A2728	U2729	C2730	U2731	A2732	U2733	C2734	U2735	A2736	U2737	C2738	U2739	A2740	U2741	C2742	U2743	A2744	U2745	C2746	U2747	A2748	U2749	C2750	U2751	A2752	U2753	C2754	U2755	A2756	U2757	C2758	U2759	A2760	U2761	C2762	U2763	A2764	U2765	C2766	U2767	A2768	U2769	C2770	U2771	A2772	U2773	C2774	U2775	A2776	U2777	C2778	U2779	A2780	U2781	C2782	U2783	A2784	U2785	C2786	U2787	A2788	U2789	C2790	U2791	A2792	U2793	C2794	U2795	A2796	U2797	C2798	U2799	A2800	U2801	C2802	U2803	A2804	U2805	C2806	U2807	A2808	U2809	C2810	U2811	A2812	U2813	C2814	U2815	A2816	U2817	C2818	U2819	A2820	U2821	C2822	U2823	A2824	U2825	C2826	U2827	A2828	U2829	C2830	U2831	A2832	U2833	C2834	U2835	A2836	U2837	C2838	U283

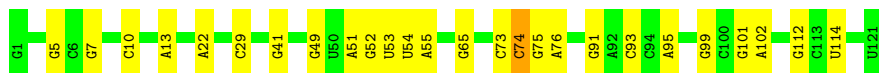


• Molecule 1: 25S ribosomal RNA





• Molecule 2: 5S Ribosomal RNA



• Molecule 2: 5S Ribosomal RNA

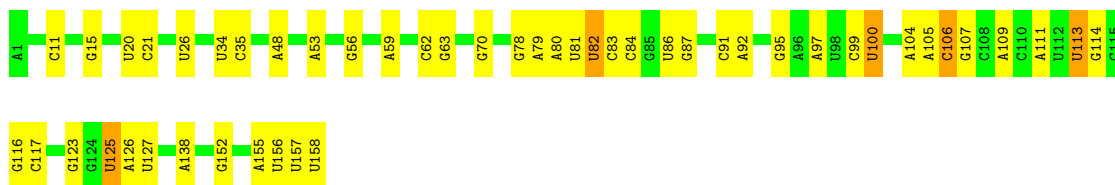


• Molecule 3: 5.8S ribosomal RNA

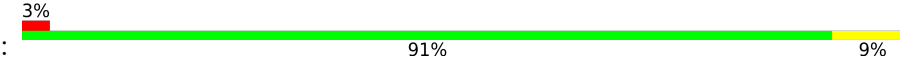


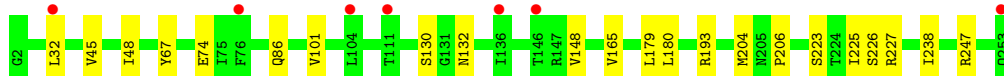
• Molecule 3: 5.8S ribosomal RNA

Chain 8:  69% 28%

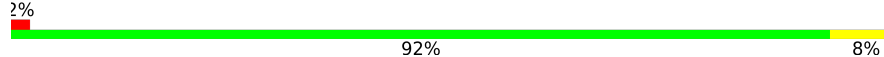


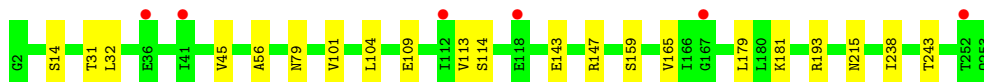
• Molecule 4: 60S ribosomal protein L2-A

Chain L2:  3% 91% 9%

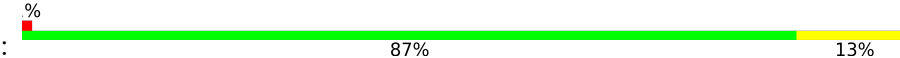


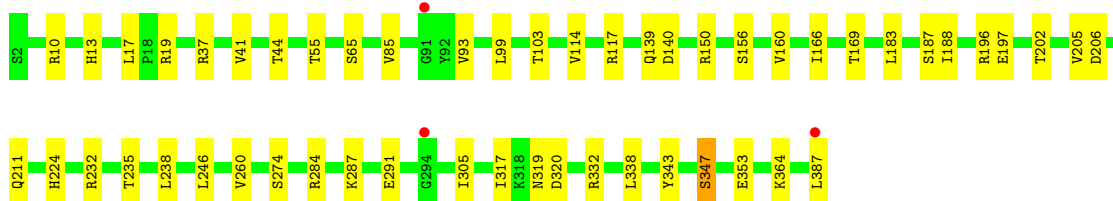
• Molecule 4: 60S ribosomal protein L2-A

Chain L2:  2% 92% 8%



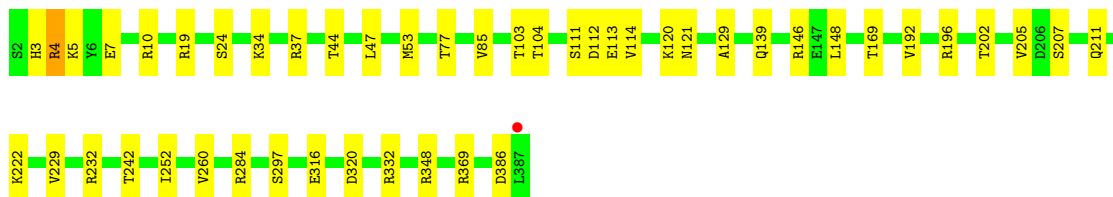
• Molecule 5: 60S ribosomal protein L3

Chain L3:  1% 87% 13%



• Molecule 5: 60S ribosomal protein L3

Chain L3:  88% 12%

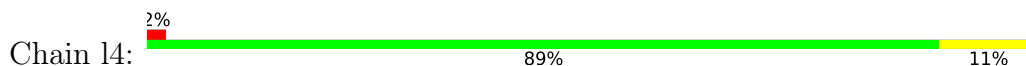


• Molecule 6: 60S ribosomal protein L4-A

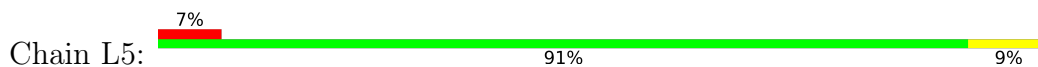
Chain L4:  89% 11%



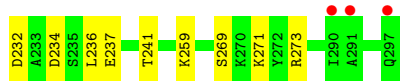
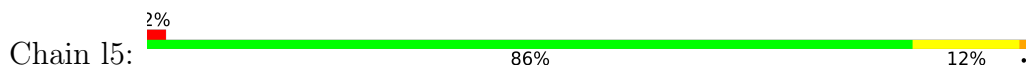
• Molecule 6: 60S ribosomal protein L4-A



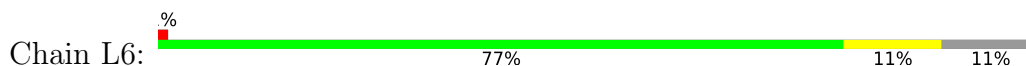
• Molecule 7: 60S ribosomal protein L5

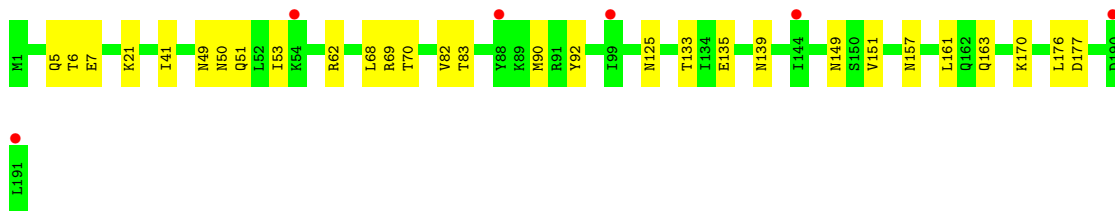


• Molecule 7: 60S ribosomal protein L5

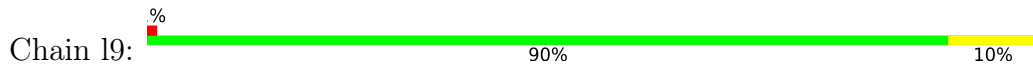


• Molecule 8: 60S ribosomal protein L6-A

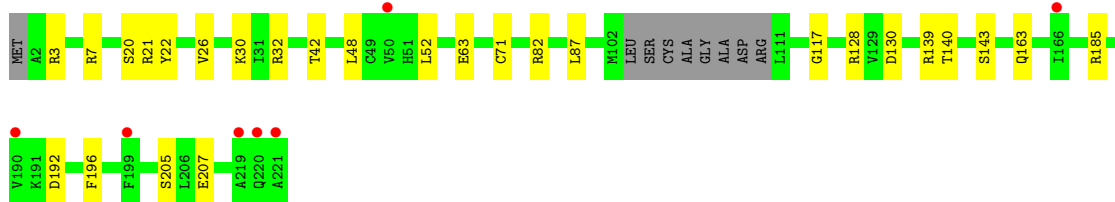
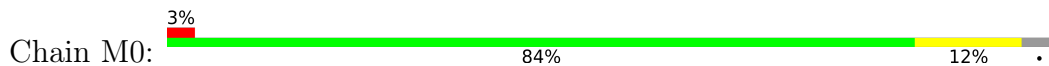




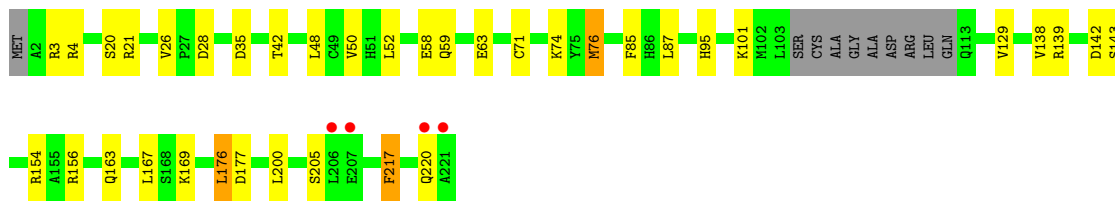
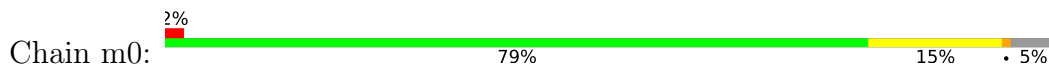
• Molecule 11: 60S ribosomal protein L9-A



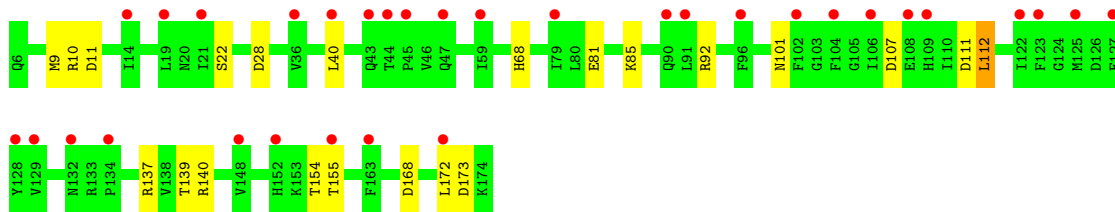
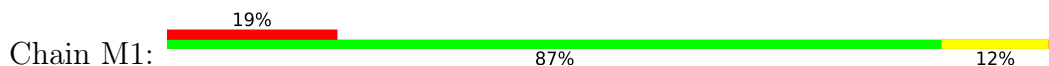
• Molecule 12: 60S ribosomal protein L10



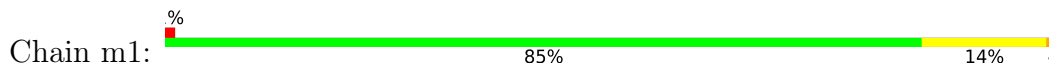
• Molecule 12: 60S ribosomal protein L10



• Molecule 13: 60S ribosomal protein L11-B

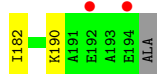
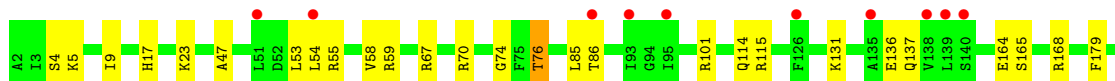
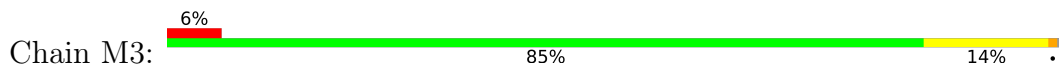


• Molecule 13: 60S ribosomal protein L11-B

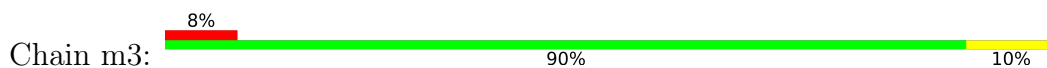




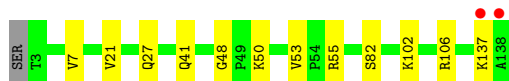
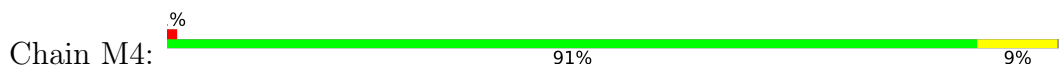
- Molecule 14: 60S ribosomal protein L13-A



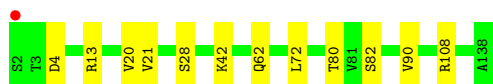
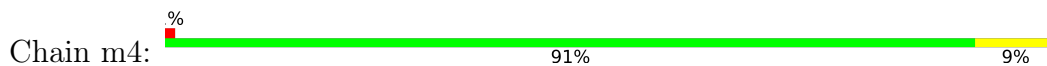
- Molecule 14: 60S ribosomal protein L13-A



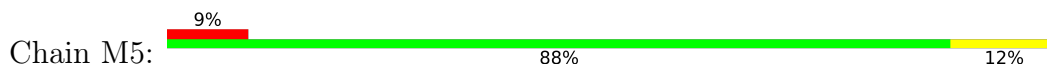
- Molecule 15: 60S ribosomal protein L14-A



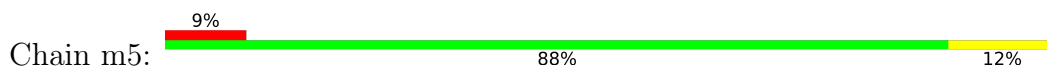
- Molecule 15: 60S ribosomal protein L14-A

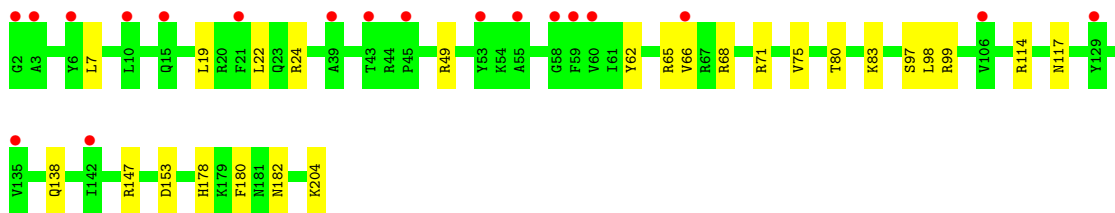


- Molecule 16: 60S ribosomal protein L15-A



- Molecule 16: 60S ribosomal protein L15-A

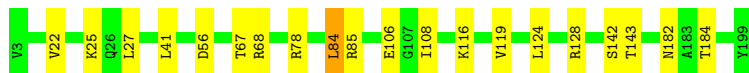




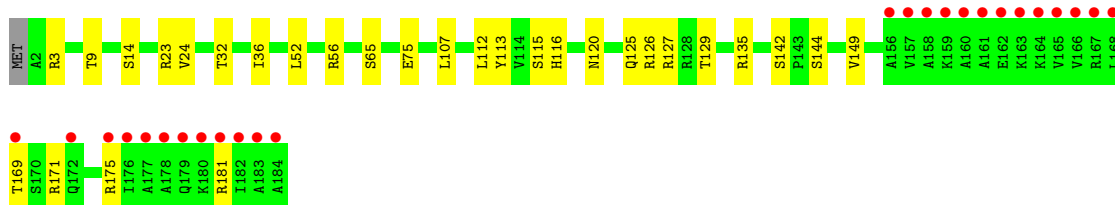
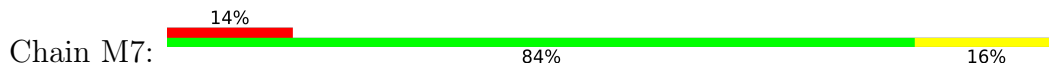
• Molecule 17: 60S ribosomal protein L16-A



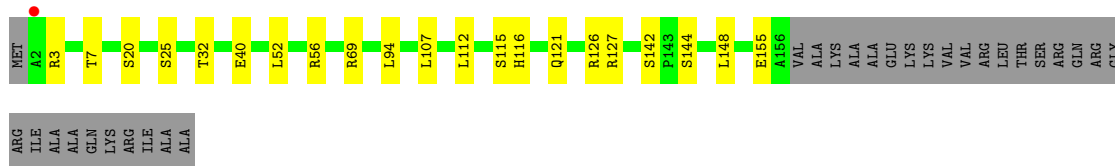
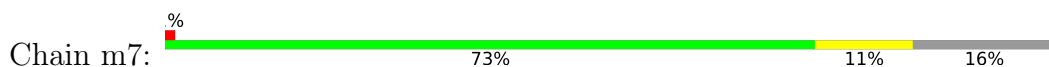
• Molecule 17: 60S ribosomal protein L16-A




• Molecule 18: 60S ribosomal protein L17-A



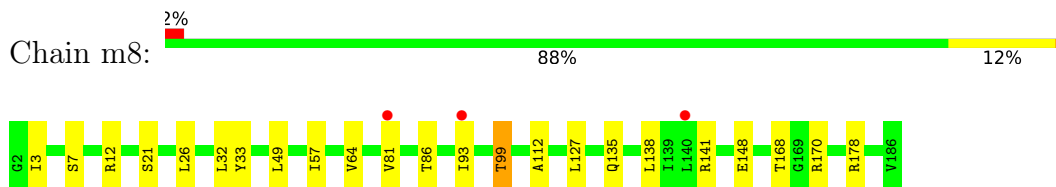
• Molecule 18: 60S ribosomal protein L17-A



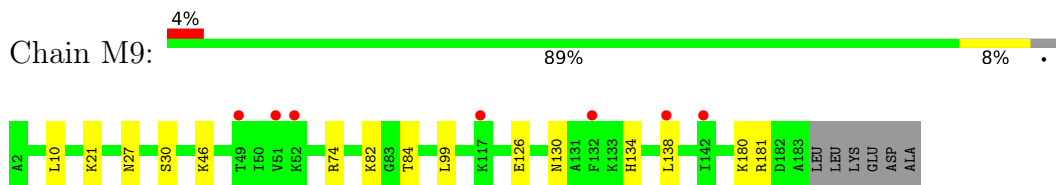
• Molecule 19: 60S ribosomal protein L18-A



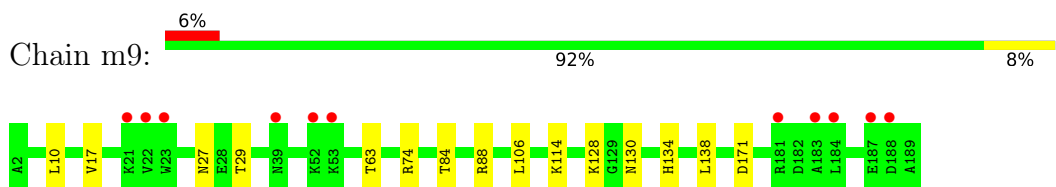
- Molecule 19: 60S ribosomal protein L18-A



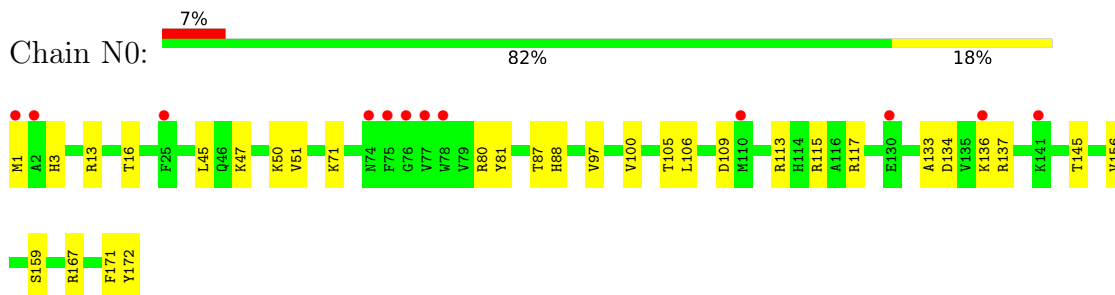
- Molecule 20: 60S ribosomal protein L19-A



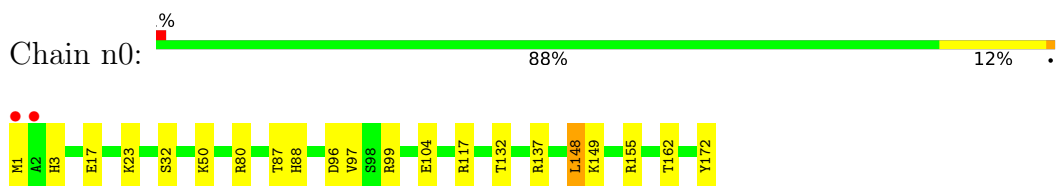
- Molecule 20: 60S ribosomal protein L19-A



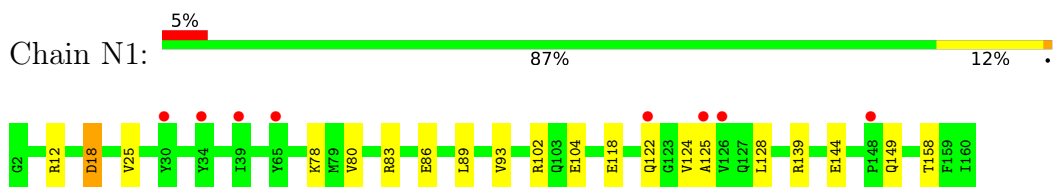
- Molecule 21: 60S ribosomal protein L20-A



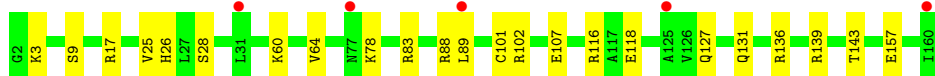
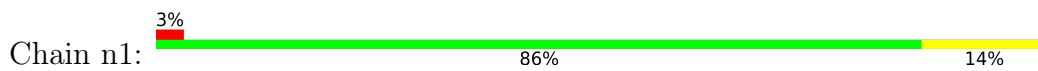
- Molecule 21: 60S ribosomal protein L20-A



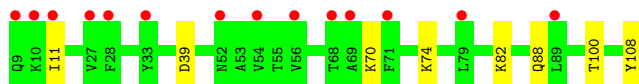
- Molecule 22: 60S ribosomal protein L21-A



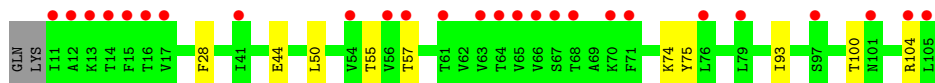
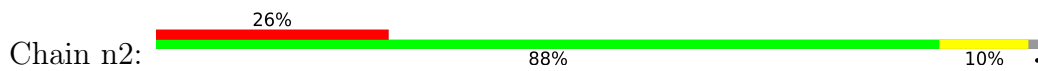
- Molecule 22: 60S ribosomal protein L21-A



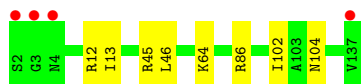
• Molecule 23: 60S ribosomal protein L22-A



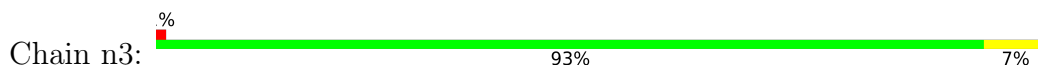
• Molecule 23: 60S ribosomal protein L22-A



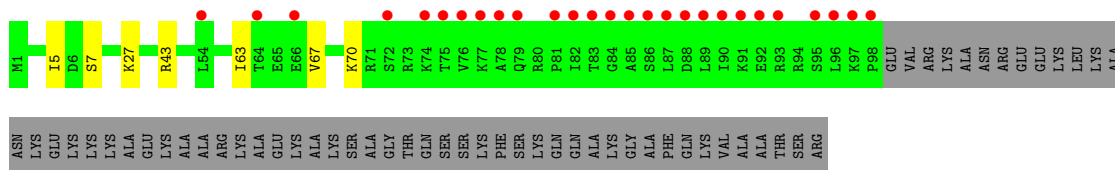
• Molecule 24: 60S ribosomal protein L23-A



• Molecule 24: 60S ribosomal protein L23-A



• Molecule 25: 60S ribosomal protein L24-A

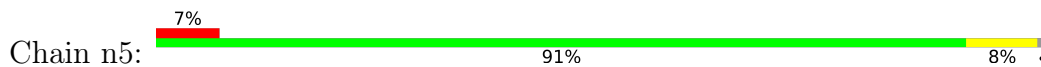


• Molecule 26: 60S ribosomal protein L25

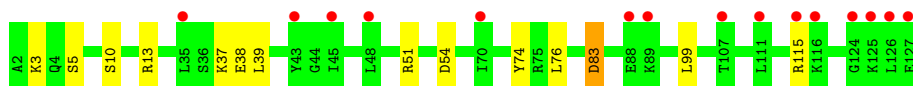
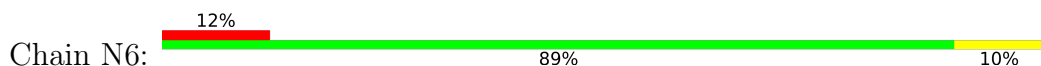




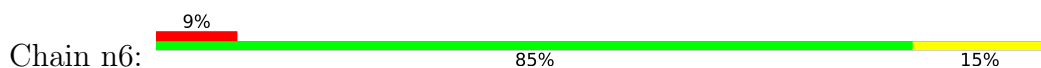
- Molecule 26: 60S ribosomal protein L25



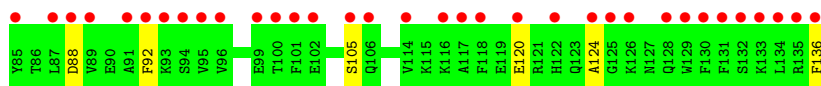
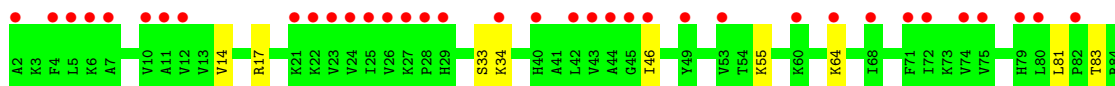
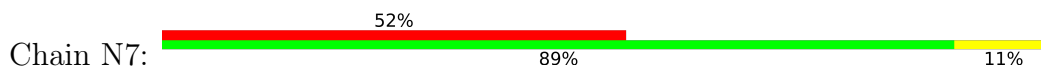
- Molecule 27: 60S ribosomal protein L26-A



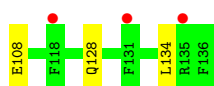
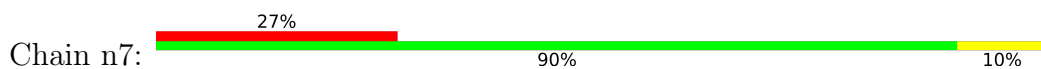
- Molecule 27: 60S ribosomal protein L26-A



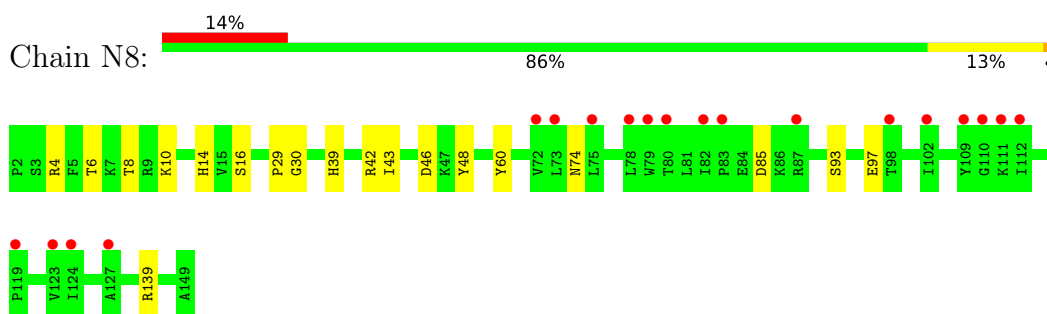
- Molecule 28: 60S ribosomal protein L27-A



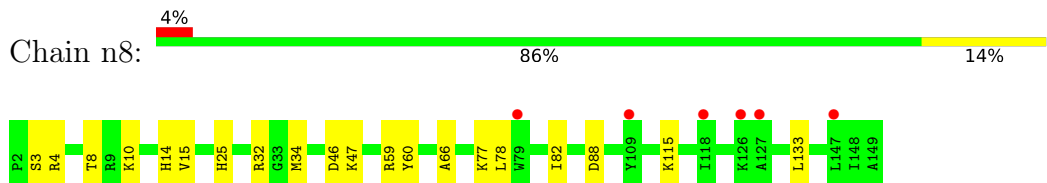
- Molecule 28: 60S ribosomal protein L27-A



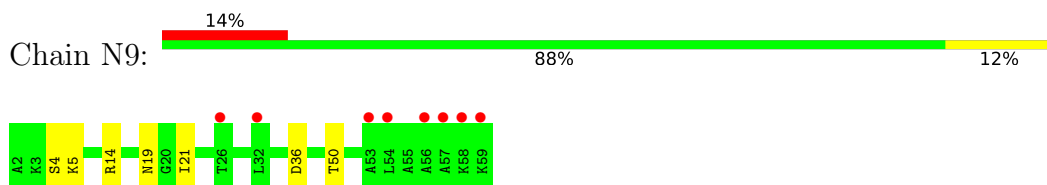
- Molecule 29: 60S ribosomal protein L28



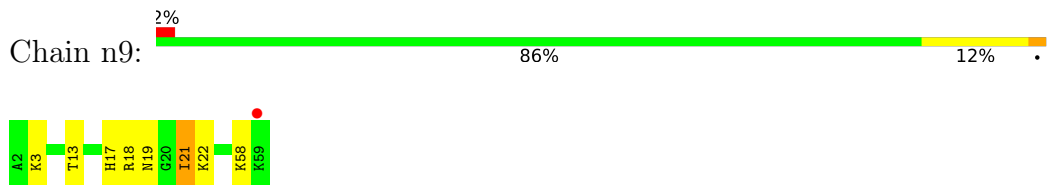
- Molecule 29: 60S ribosomal protein L28



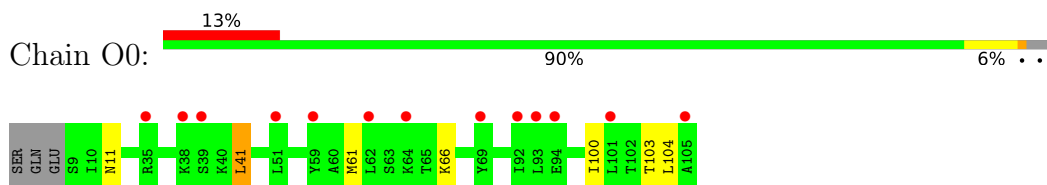
- Molecule 30: 60S ribosomal protein L29



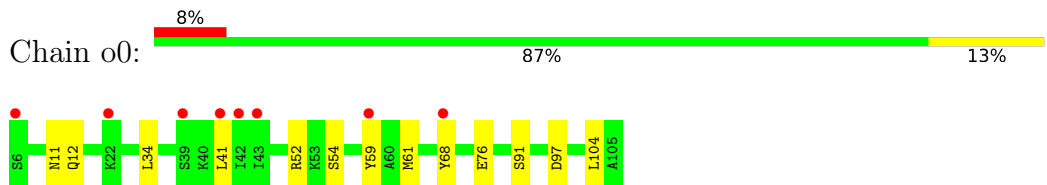
- Molecule 30: 60S ribosomal protein L29



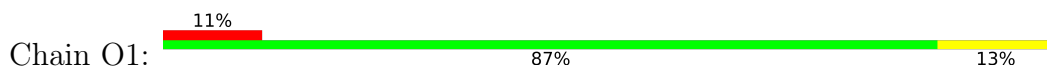
- Molecule 31: 60S ribosomal protein L30

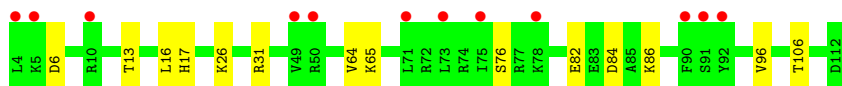


- Molecule 31: 60S ribosomal protein L30

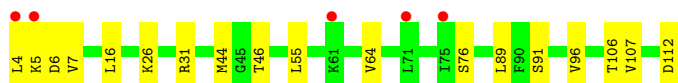
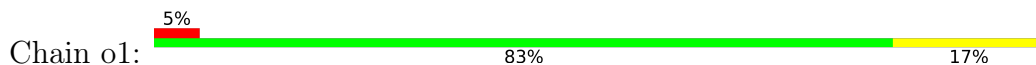


- Molecule 32: 60S ribosomal protein L31-A





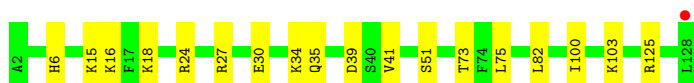
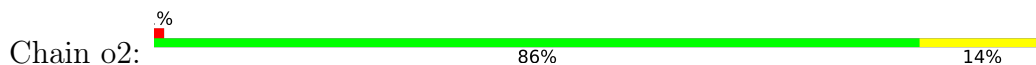
- Molecule 32: 60S ribosomal protein L31-A



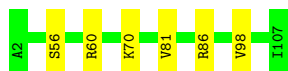
- Molecule 33: 60S ribosomal protein L32



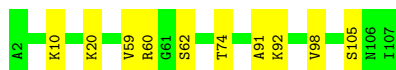
- Molecule 33: 60S ribosomal protein L32



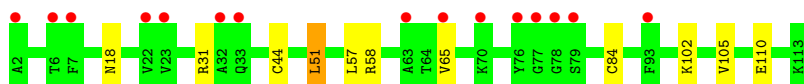
- Molecule 34: 60S ribosomal protein L33-A



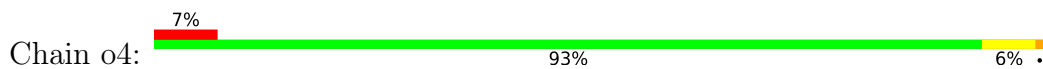
- Molecule 34: 60S ribosomal protein L33-A



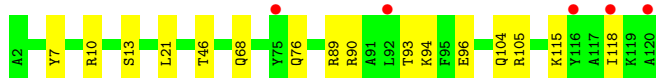
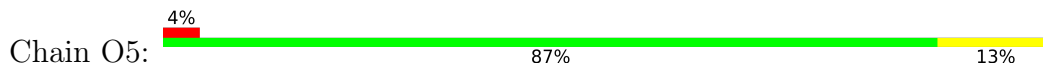
- Molecule 35: 60S ribosomal protein L34-A



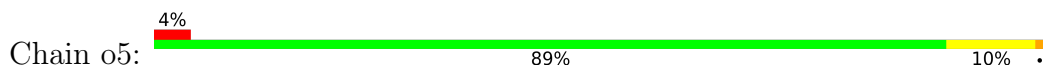
- Molecule 35: 60S ribosomal protein L34-A



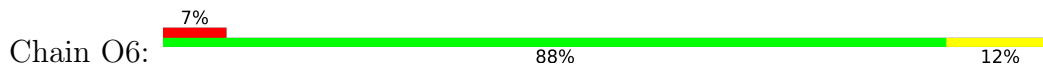
- Molecule 36: 60S ribosomal protein L35-A



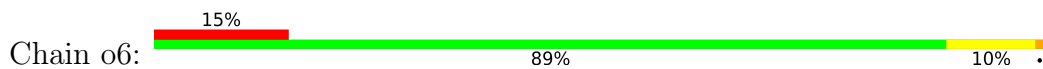
- Molecule 36: 60S ribosomal protein L35-A



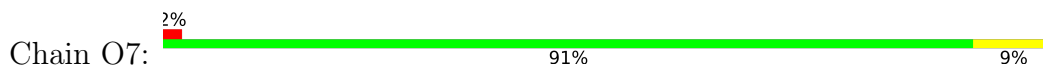
- Molecule 37: 60S ribosomal protein L36-A



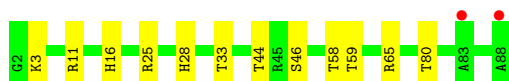
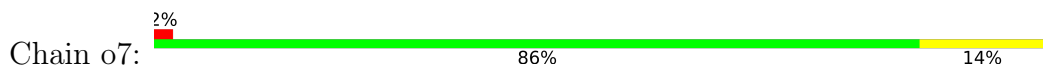
- Molecule 37: 60S ribosomal protein L36-A



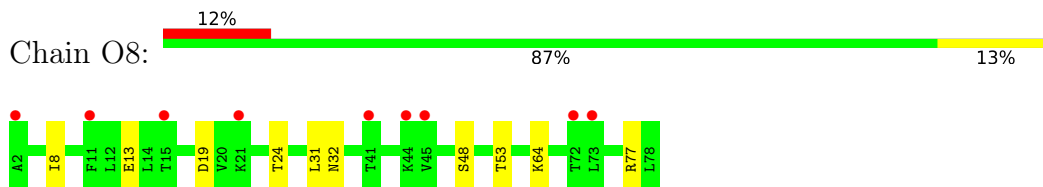
- Molecule 38: 60S ribosomal protein L37-A



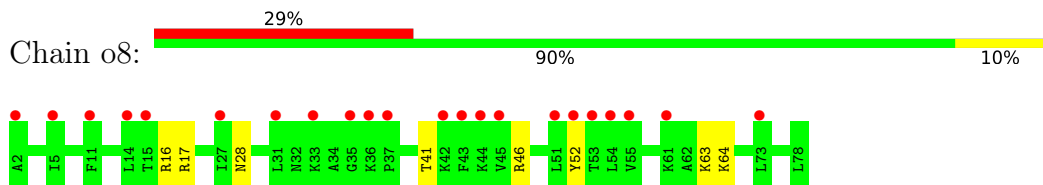
- Molecule 38: 60S ribosomal protein L37-A



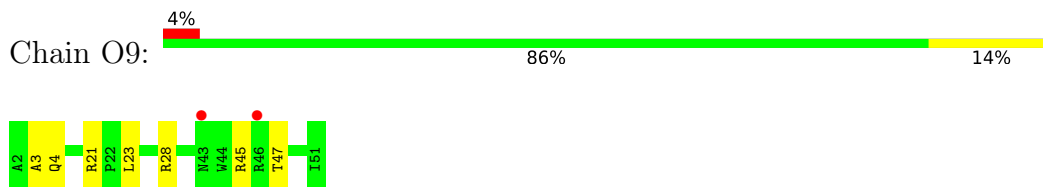
- Molecule 39: 60S ribosomal protein L38



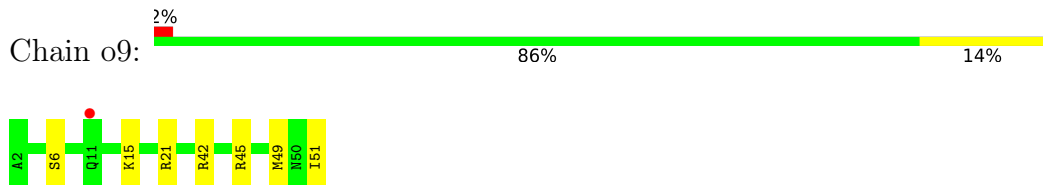
- Molecule 39: 60S ribosomal protein L38



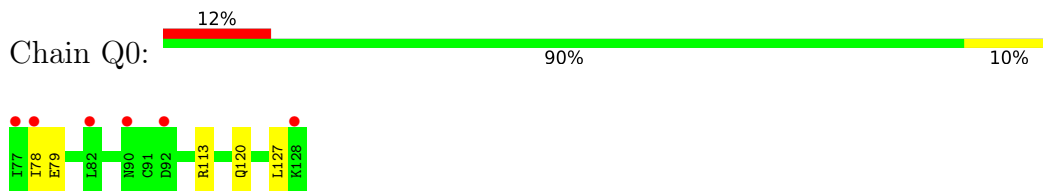
- Molecule 40: 60S ribosomal protein L39



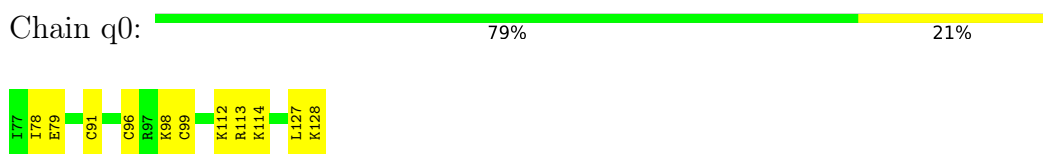
- Molecule 40: 60S ribosomal protein L39



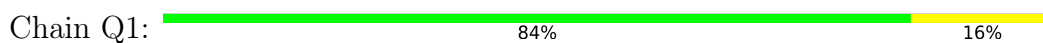
- Molecule 41: Ubiquitin-60S ribosomal protein L40



- Molecule 41: Ubiquitin-60S ribosomal protein L40

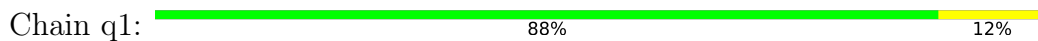


- Molecule 42: 60S ribosomal protein L41-A

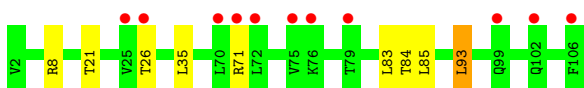





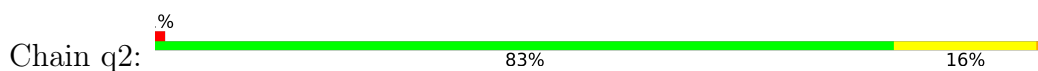
• Molecule 42: 60S ribosomal protein L41-A



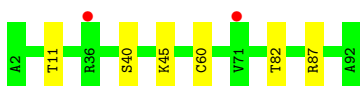
• Molecule 43: 60S ribosomal protein L42-A



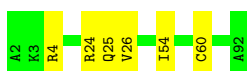
• Molecule 43: 60S ribosomal protein L42-A



• Molecule 44: 60S ribosomal protein L43-A

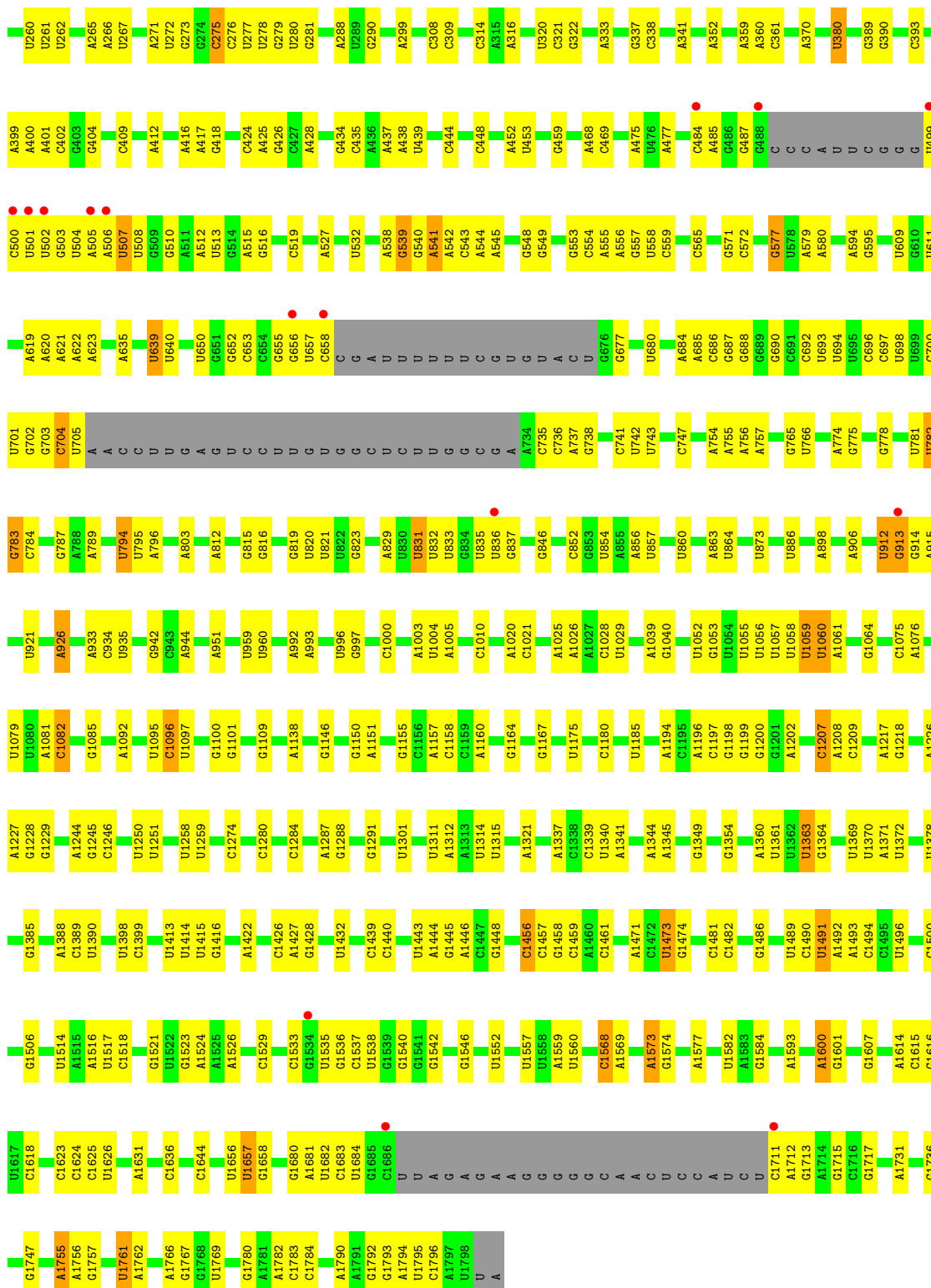


• Molecule 44: 60S ribosomal protein L43-A



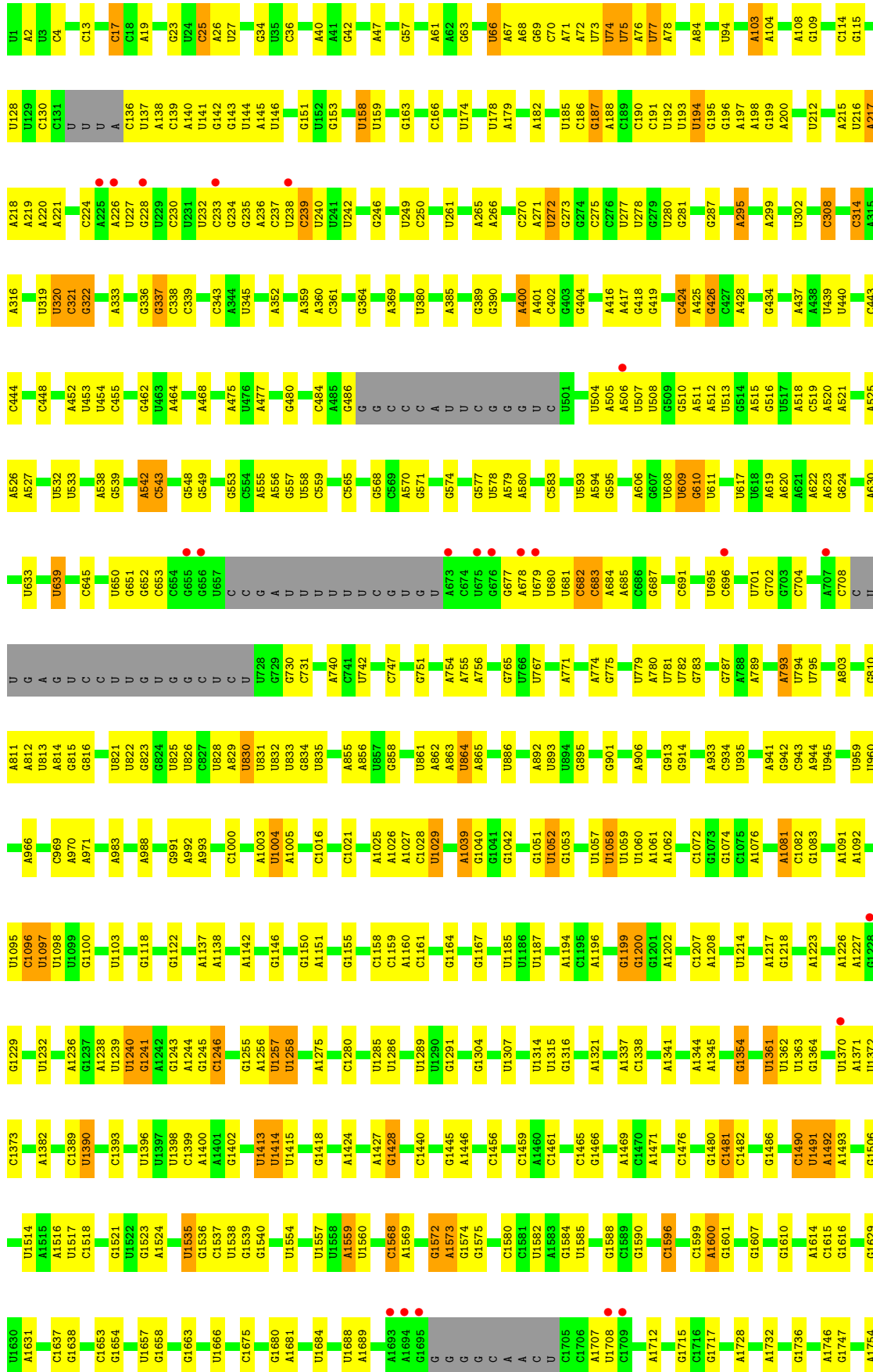
• Molecule 45: 18S ribosomal RNA





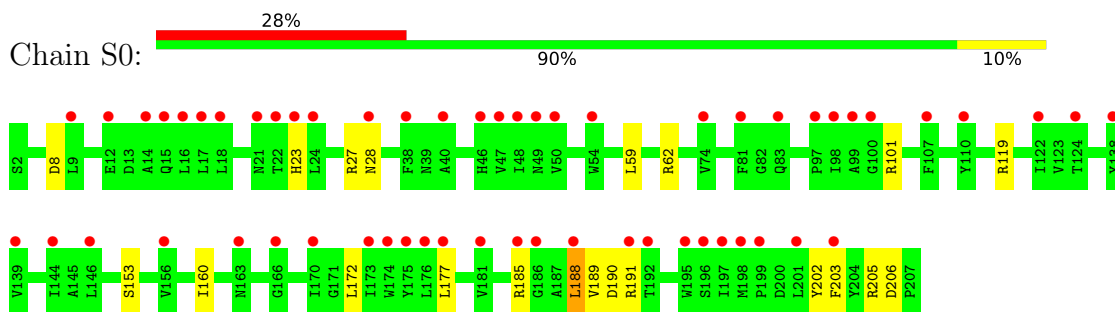
● Molecule 45: 18S ribosomal RNA



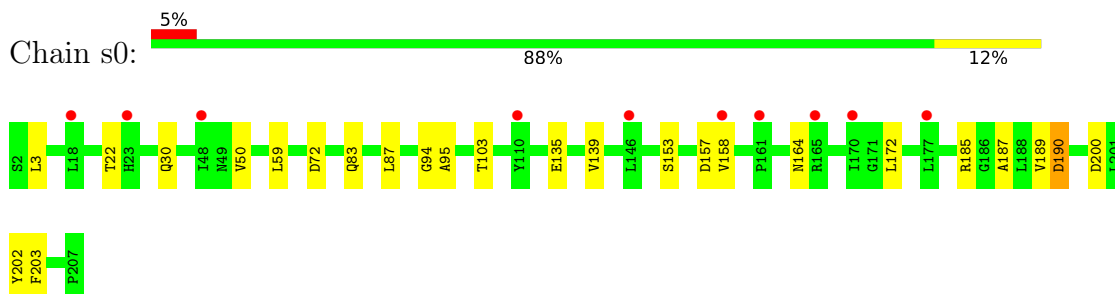




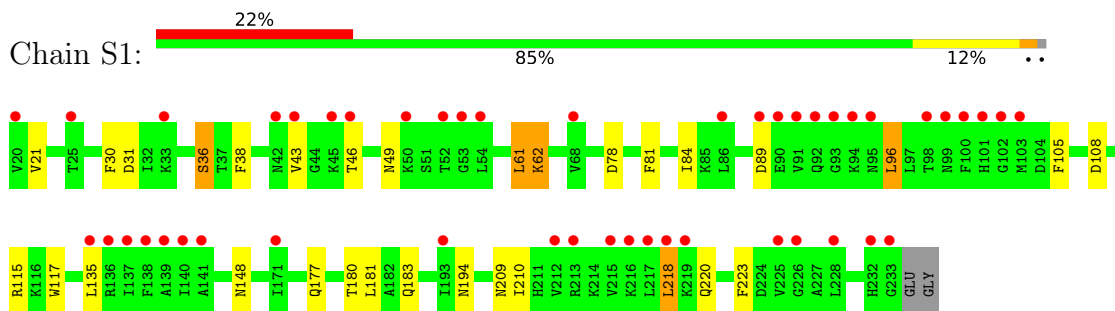
- Molecule 46: 40S ribosomal protein S0-A



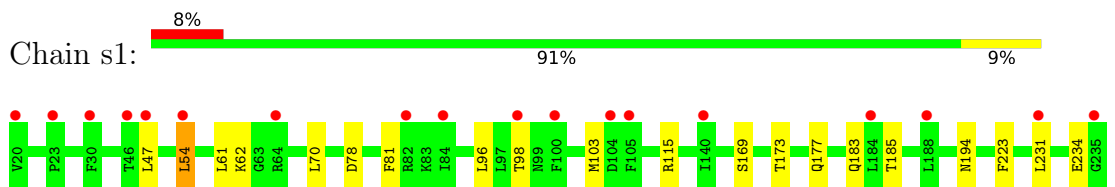
- Molecule 46: 40S ribosomal protein S0-A



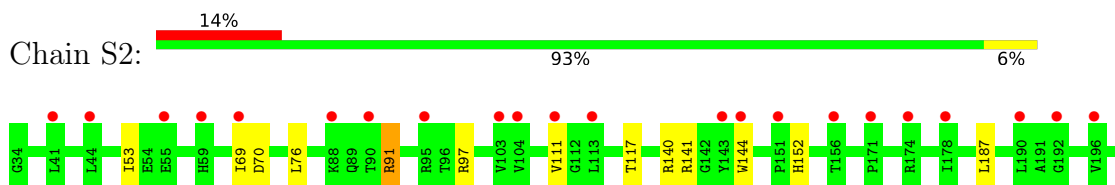
- Molecule 47: 40S ribosomal protein S1-A

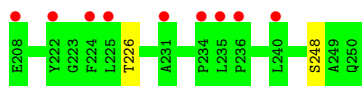


- Molecule 47: 40S ribosomal protein S1-A

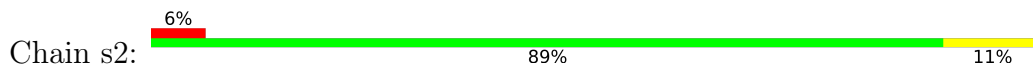


- Molecule 48: 40S ribosomal protein S2

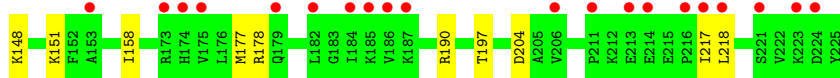
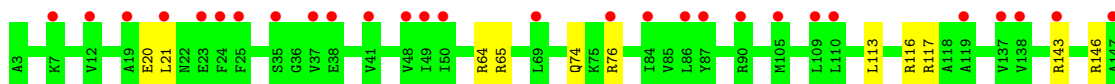
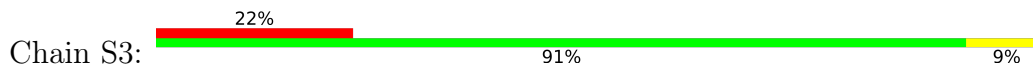




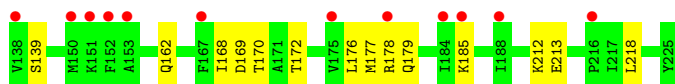
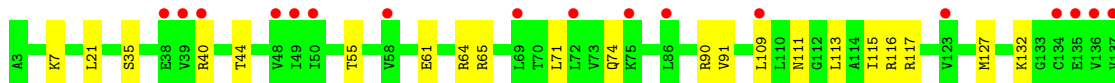
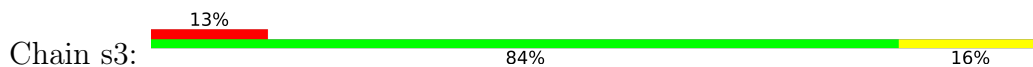
- Molecule 48: 40S ribosomal protein S2



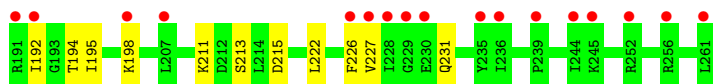
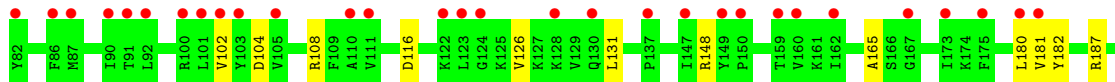
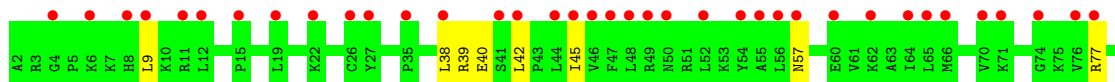
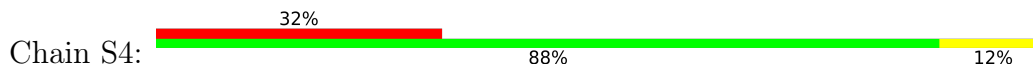
- Molecule 49: 40S ribosomal protein S3



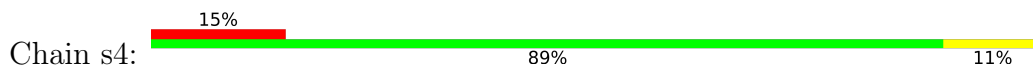
- Molecule 49: 40S ribosomal protein S3

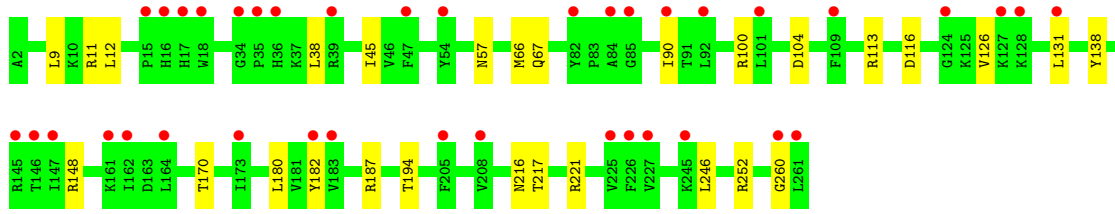


- Molecule 50: 40S ribosomal protein S4-A

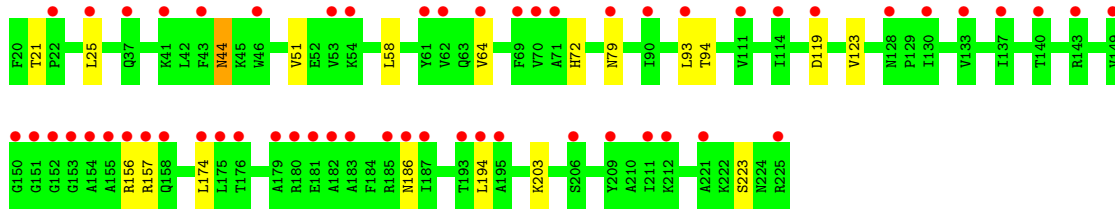
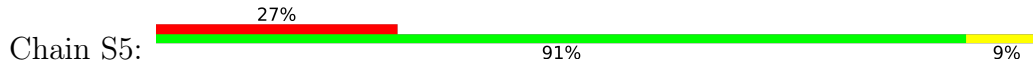


- Molecule 50: 40S ribosomal protein S4-A

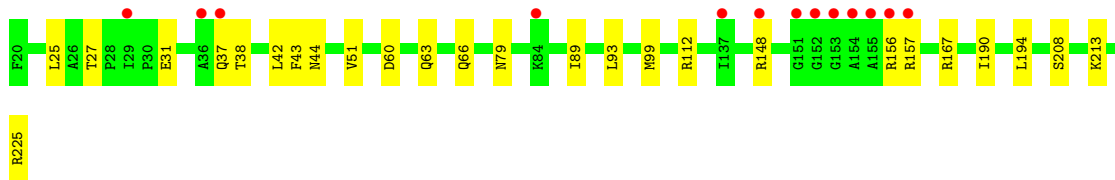
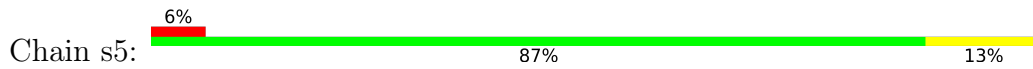




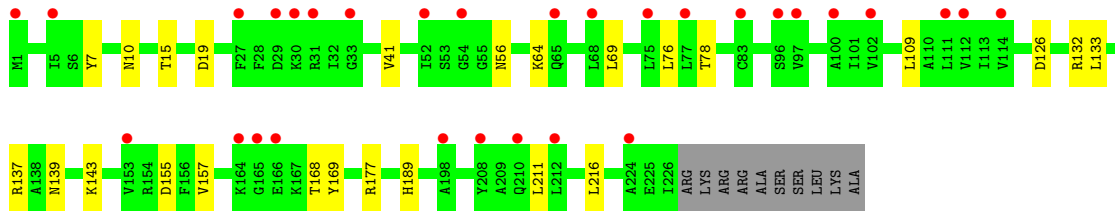
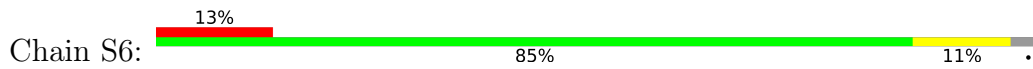
• Molecule 51: 40S ribosomal protein S5



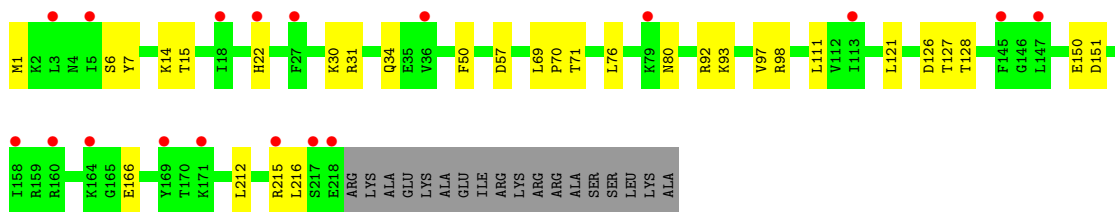
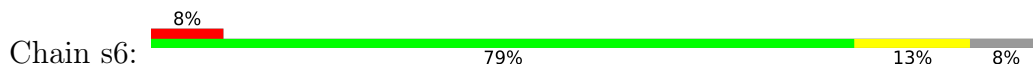
• Molecule 51: 40S ribosomal protein S5



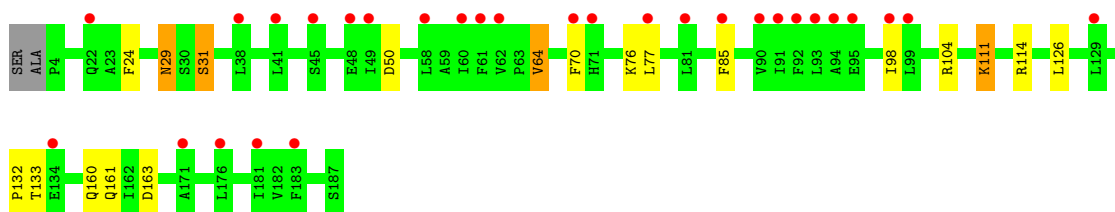
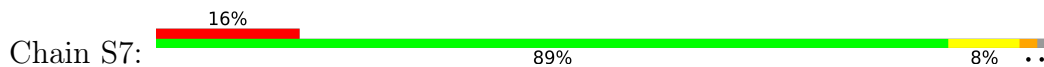
• Molecule 52: 40S ribosomal protein S6-A



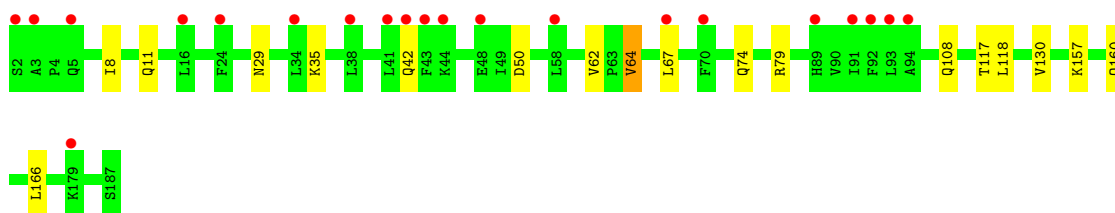
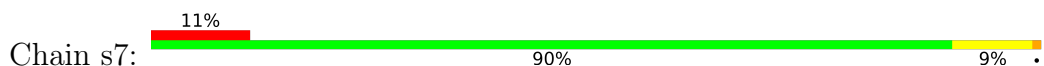
• Molecule 52: 40S ribosomal protein S6-A



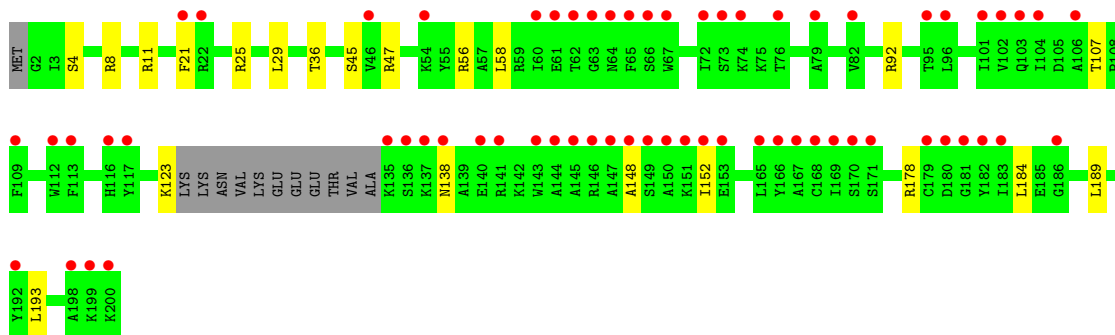
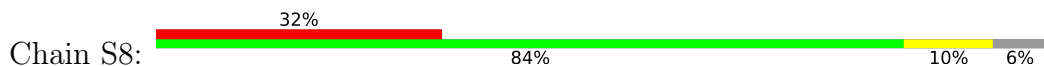
- Molecule 53: 40S ribosomal protein S7-A



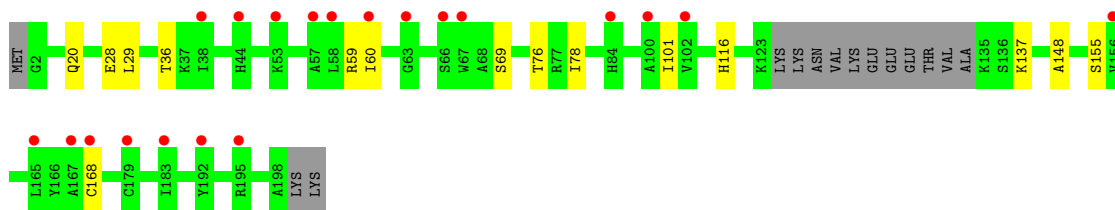
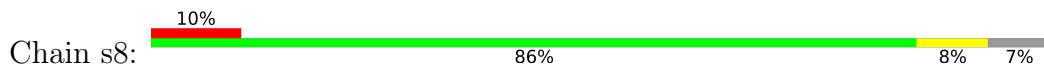
- Molecule 53: 40S ribosomal protein S7-A



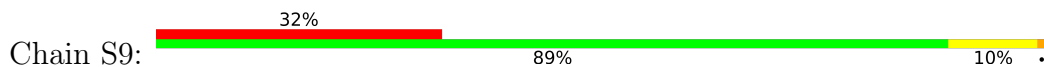
- Molecule 54: 40S ribosomal protein S8-A

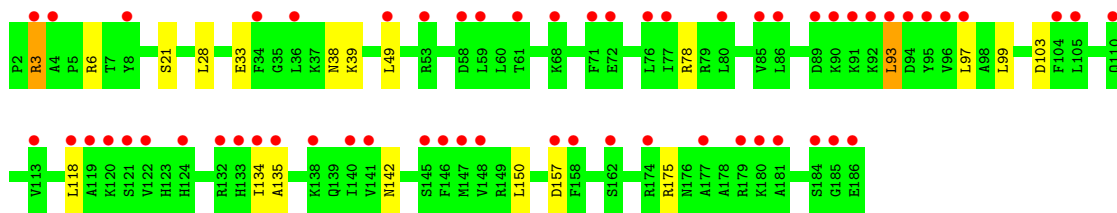


- Molecule 54: 40S ribosomal protein S8-A

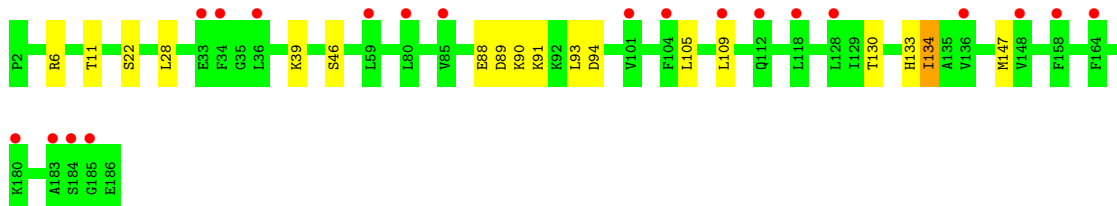
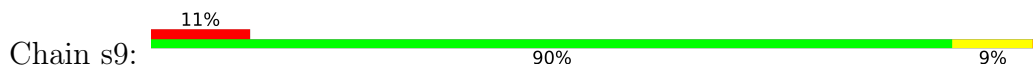


- Molecule 55: 40S ribosomal protein S9-A

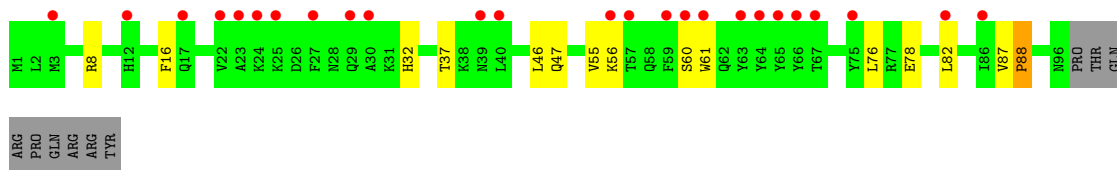
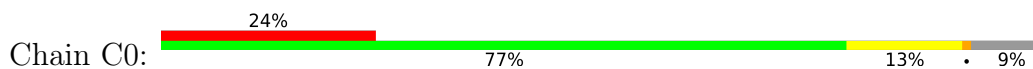




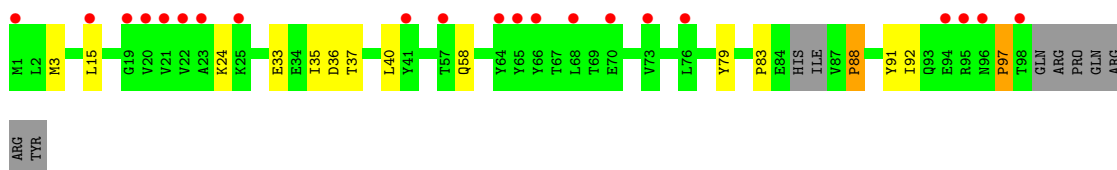
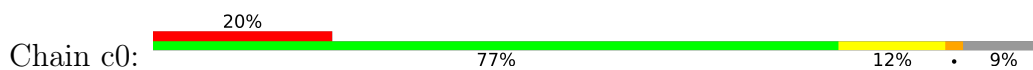
• Molecule 55: 40S ribosomal protein S9-A



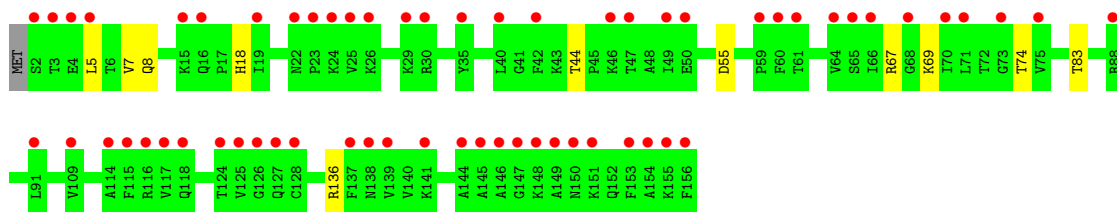
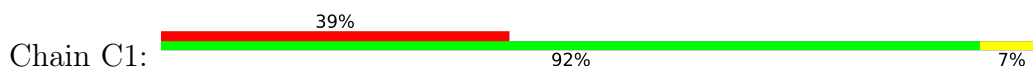
• Molecule 56: 40S ribosomal protein S10-A



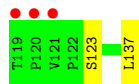
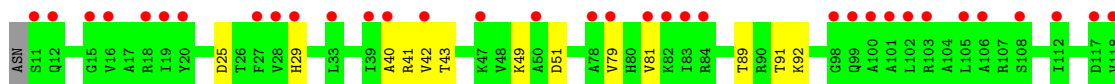
• Molecule 56: 40S ribosomal protein S10-A



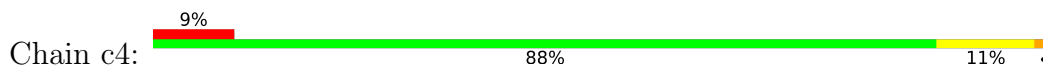
• Molecule 57: 40S ribosomal protein S11-A



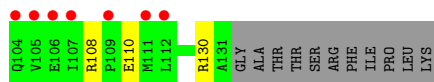
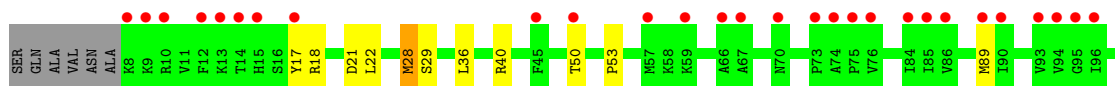
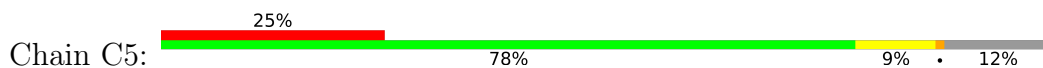
• Molecule 57: 40S ribosomal protein S11-A



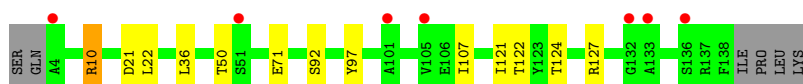
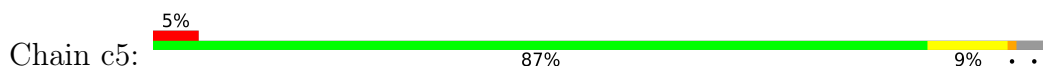
- Molecule 60: 40S ribosomal protein S14-B



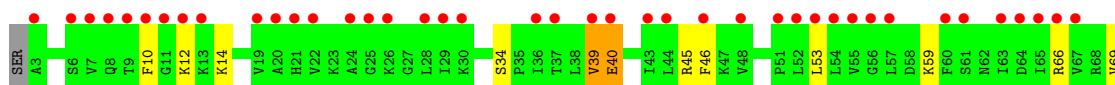
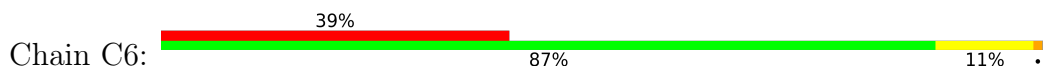
- Molecule 61: 40S ribosomal protein S15



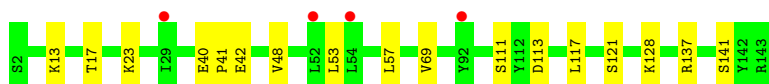
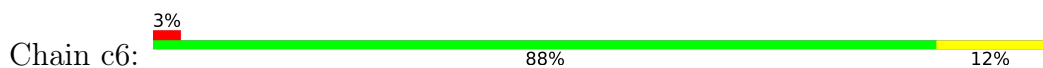
- Molecule 61: 40S ribosomal protein S15



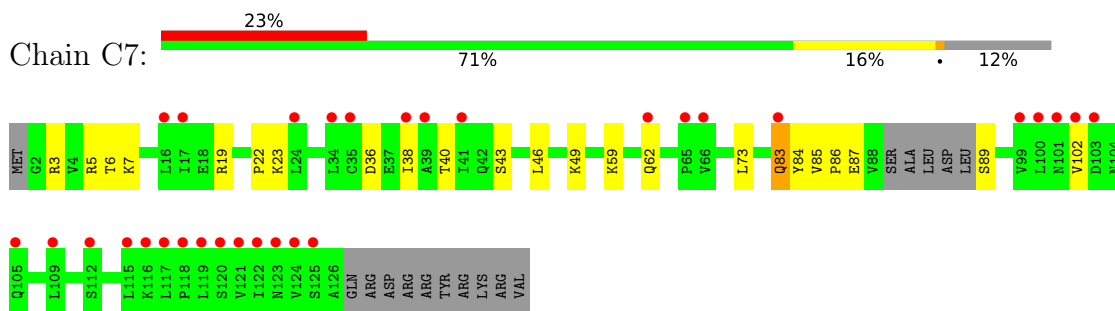
- Molecule 62: 40S ribosomal protein S16-A



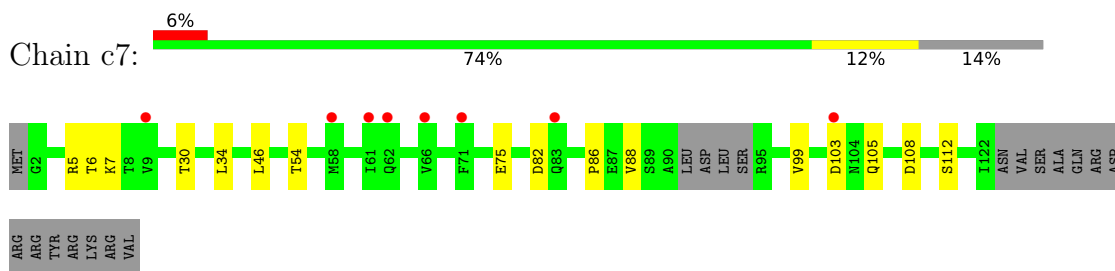
- Molecule 62: 40S ribosomal protein S16-A



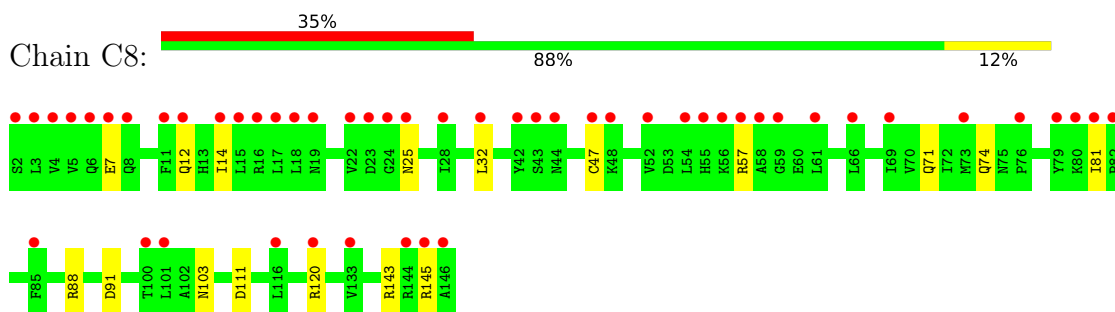
- Molecule 63: 40S ribosomal protein S17-A



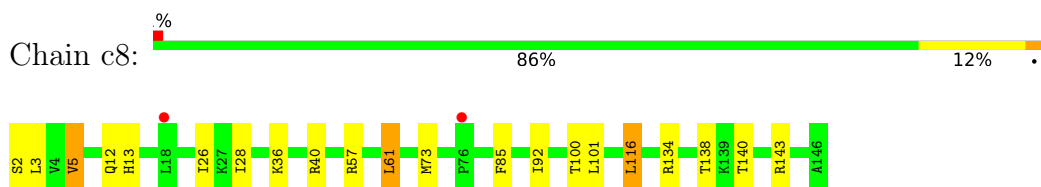
- Molecule 63: 40S ribosomal protein S17-A



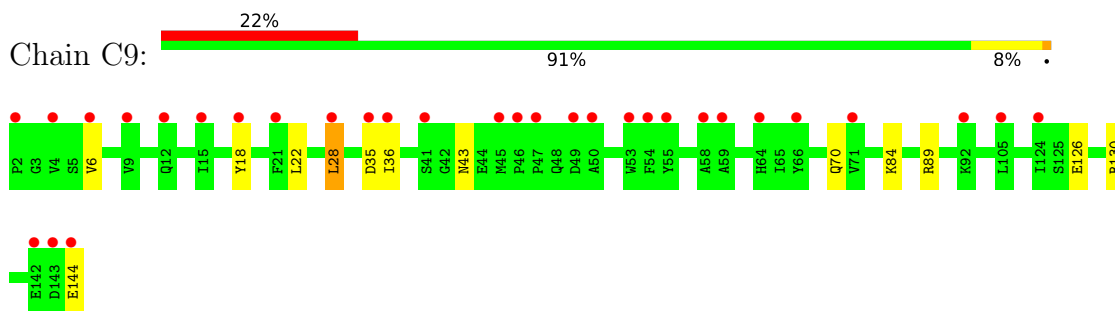
- Molecule 64: 40S ribosomal protein S18-A



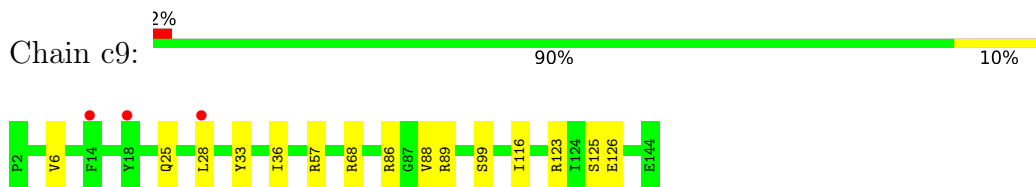
- Molecule 64: 40S ribosomal protein S18-A



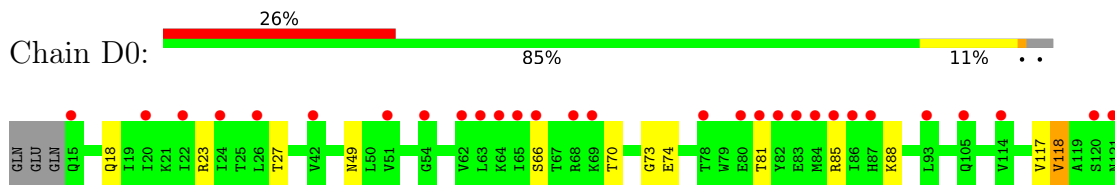
- Molecule 65: 40S ribosomal protein S19-A



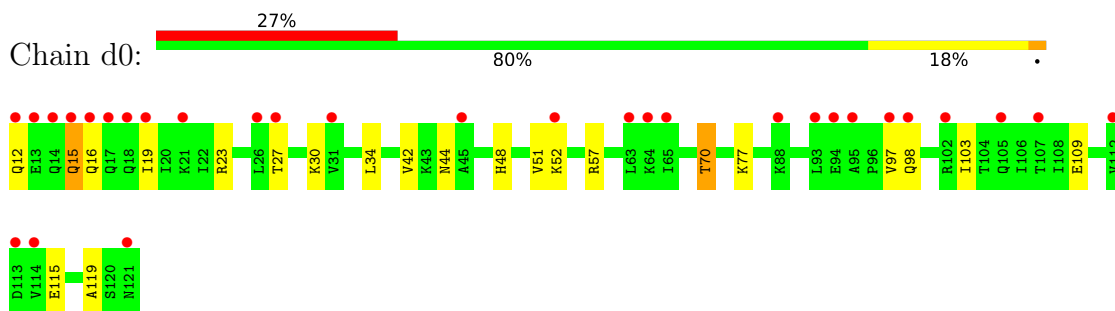
- Molecule 65: 40S ribosomal protein S19-A



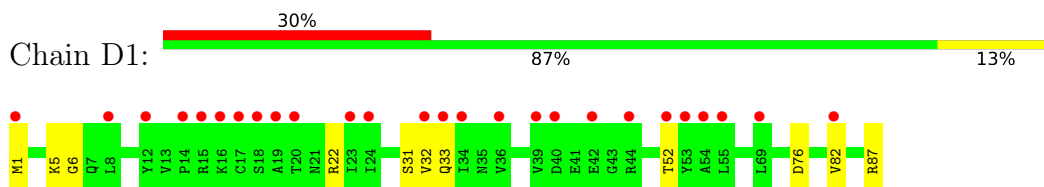
- Molecule 66: 40S ribosomal protein S20



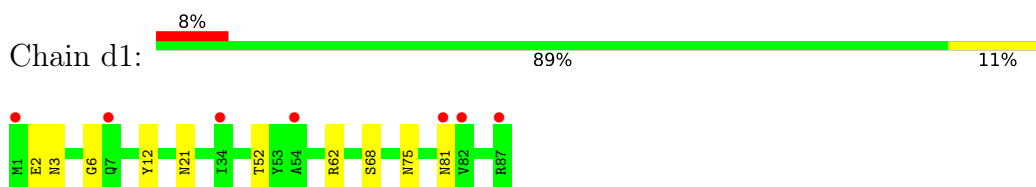
- Molecule 66: 40S ribosomal protein S20



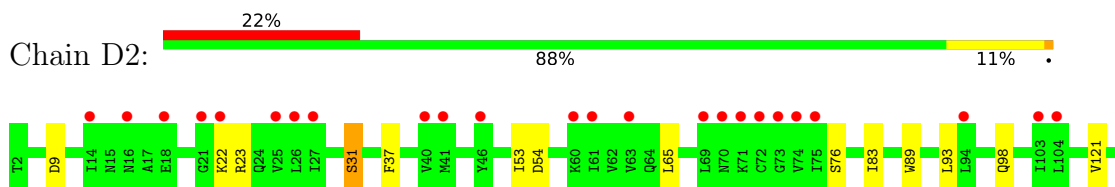
- Molecule 67: 40S ribosomal protein S21-A

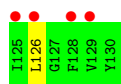


- Molecule 67: 40S ribosomal protein S21-A

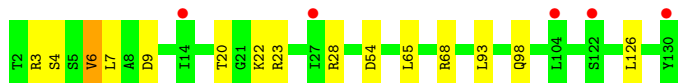
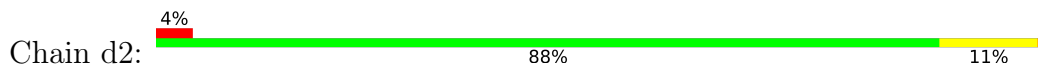


- Molecule 68: 40S ribosomal protein S22-A





• Molecule 68: 40S ribosomal protein S22-A



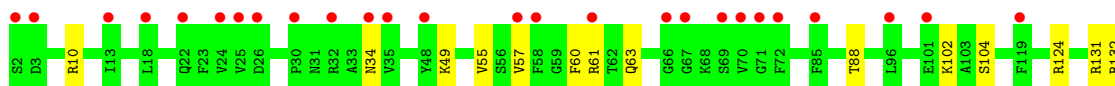
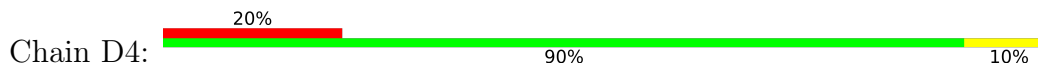
• Molecule 69: 40S ribosomal protein S23-A



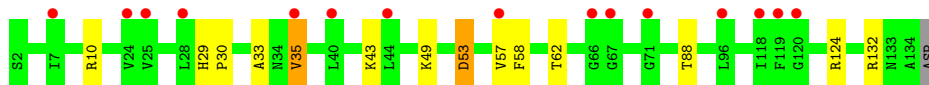
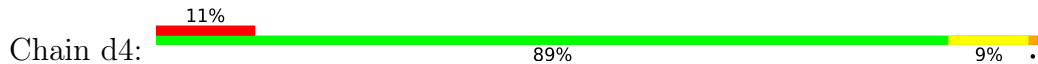
• Molecule 69: 40S ribosomal protein S23-A



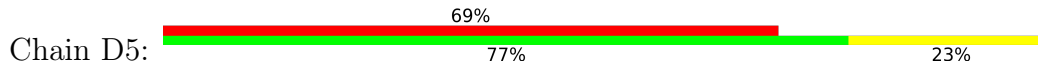
• Molecule 70: 40S ribosomal protein S24-A

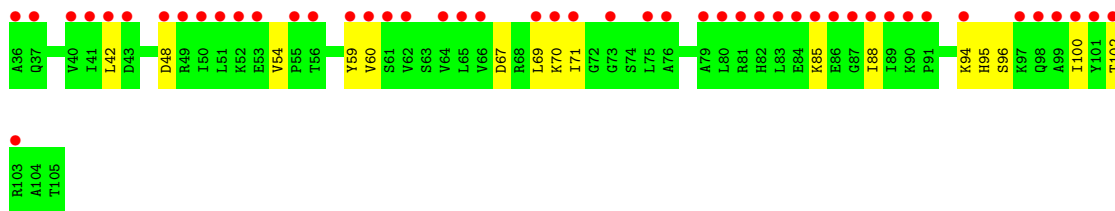


• Molecule 70: 40S ribosomal protein S24-A




• Molecule 71: 40S ribosomal protein S25-A

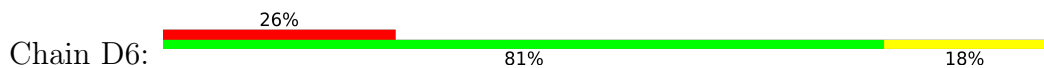




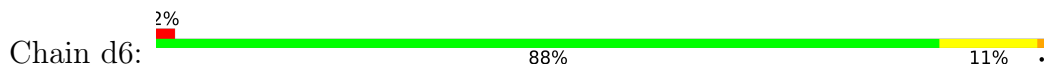
- Molecule 71: 40S ribosomal protein S25-A




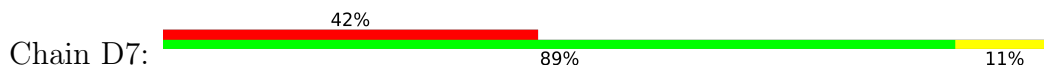
- Molecule 72: 40S ribosomal protein S26-B



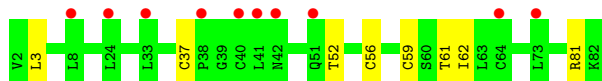
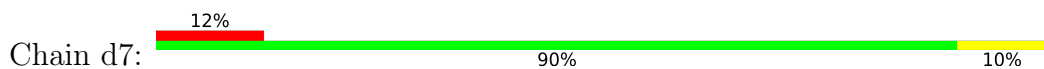
- Molecule 72: 40S ribosomal protein S26-B



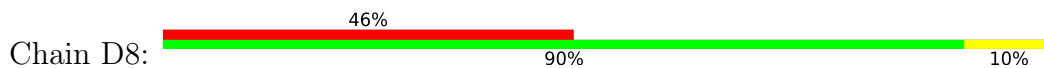
- Molecule 73: 40S ribosomal protein S27-A

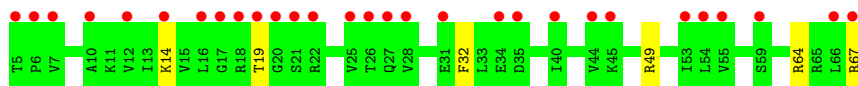


- Molecule 73: 40S ribosomal protein S27-A

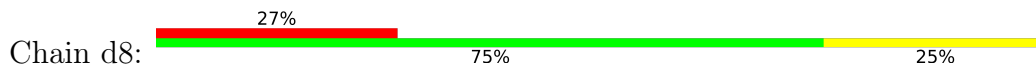


- Molecule 74: 40S ribosomal protein S28-A

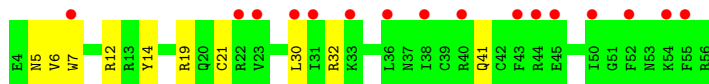
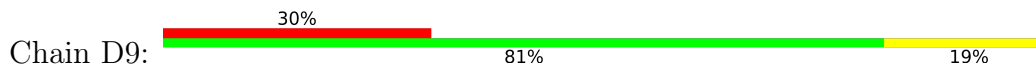




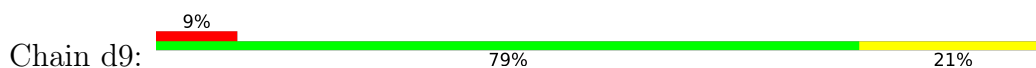
- Molecule 74: 40S ribosomal protein S28-A



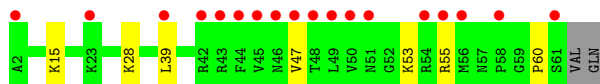
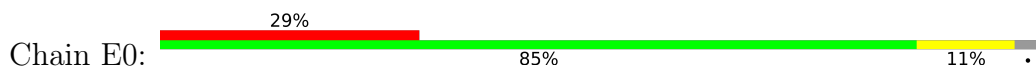
- Molecule 75: 40S ribosomal protein S29-A



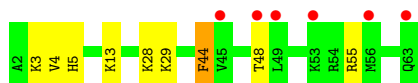
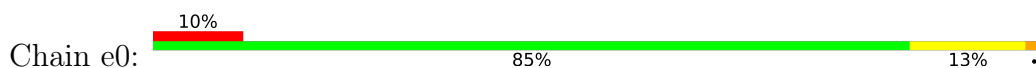
- Molecule 75: 40S ribosomal protein S29-A



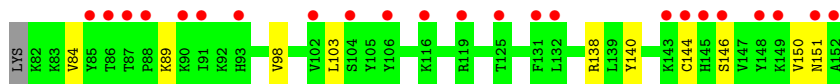
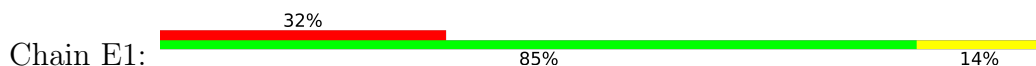
- Molecule 76: 40S ribosomal protein S30-A



- Molecule 76: 40S ribosomal protein S30-A



- Molecule 77: Ubiquitin-40S ribosomal protein S31



- Molecule 77: Ubiquitin-40S ribosomal protein S31

Chain p1:  100%

There are no outlier residues recorded for this chain.

4 Data and refinement statistics

Property	Value	Source
Space group	P 1 21 1	Depositor
Cell constants a, b, c, α , β , γ	436.63Å 287.00Å 304.73Å 90.00° 99.08° 90.00°	Depositor
Resolution (Å)	143.72 – 3.40 143.72 – 3.40	Depositor EDS
% Data completeness (in resolution range)	99.9 (143.72-3.40) 92.9 (143.72-3.40)	Depositor EDS
R_{merge}	0.30	Depositor
R_{sym}	(Not available)	Depositor
$\langle I/\sigma(I) \rangle$ ¹	0.86 (at 3.41Å)	Xtrriage
Refinement program	PHENIX	Depositor
R, R_{free}	0.189 , 0.238 0.189 , 0.238	Depositor DCC
R_{free} test set	20266 reflections (2.00%)	wwPDB-VP
Wilson B-factor (Å ²)	84.1	Xtrriage
Anisotropy	0.137	Xtrriage
Bulk solvent k_{sol} (e/Å ³), B_{sol} (Å ²)	0.30 , 85.8	EDS
L-test for twinning ²	$\langle L \rangle = 0.47$, $\langle L^2 \rangle = 0.30$	Xtrriage
Estimated twinning fraction	No twinning to report.	Xtrriage
F_o, F_c correlation	0.93	EDS
Total number of atoms	404238	wwPDB-VP
Average B, all atoms (Å ²)	108.0	wwPDB-VP

Xtrriage's analysis on translational NCS is as follows: *The largest off-origin peak in the Patterson function is 1.46% of the height of the origin peak. No significant pseudotranslation is detected.*

¹Intensities estimated from amplitudes.

²Theoretical values of $\langle |L| \rangle$, $\langle L^2 \rangle$ for acentric reflections are 0.5, 0.333 respectively for untwinned datasets, and 0.375, 0.2 for perfectly twinned datasets.

5 Model quality i

5.1 Standard geometry i

Bond lengths and bond angles in the following residue types are not validated in this section: LLL, ZN, MG

The Z score for a bond length (or angle) is the number of standard deviations the observed value is removed from the expected value. A bond length (or angle) with $|Z| > 5$ is considered an outlier worth inspection. RMSZ is the root-mean-square of all Z scores of the bond lengths (or angles).

Mol	Chain	Bond lengths		Bond angles	
		RMSZ	# Z >5	RMSZ	# Z >5
1	1	0.73	10/74216 (0.0%)	1.29	499/115705 (0.4%)
1	5	0.83	19/75037 (0.0%)	1.37	668/116983 (0.6%)
2	3	0.62	0/2883	1.14	5/4491 (0.1%)
2	7	0.81	0/2883	1.33	18/4491 (0.4%)
3	4	0.66	0/3701	1.20	14/5760 (0.2%)
3	8	0.63	0/3746	1.18	14/5832 (0.2%)
4	L2	0.42	0/1948	0.66	0/2617
4	l2	0.44	0/1946	0.71	0/2614
5	L3	0.49	0/3152	0.67	1/4239 (0.0%)
5	l3	0.56	0/3152	0.71	1/4239 (0.0%)
6	L4	0.49	1/2801 (0.0%)	0.72	3/3792 (0.1%)
6	l4	0.47	0/2801	0.68	1/3792 (0.0%)
7	L5	0.41	0/2425	0.60	0/3271
7	l5	0.53	0/2408	0.67	1/3248 (0.0%)
8	L6	0.49	0/1260	0.63	0/1694
8	l6	0.53	0/1269	0.67	0/1705
9	L7	0.45	0/1821	0.64	0/2451
9	l7	0.54	0/1828	0.69	1/2461 (0.0%)
10	L8	0.38	0/1849	0.55	0/2495
10	l8	0.43	1/1795 (0.1%)	0.61	0/2429
11	L9	0.46	0/1539	0.64	0/2073
11	l9	0.60	0/1539	0.68	0/2073
12	M0	0.52	0/1743	0.64	0/2339
12	m0	0.63	0/1752	0.76	2/2349 (0.1%)
13	M1	0.40	0/1374	0.63	2/1842 (0.1%)
13	m1	0.54	0/1374	0.69	1/1842 (0.1%)
14	M3	0.47	0/1568	0.67	0/2106
14	m3	0.45	0/1573	0.66	0/2113
15	M4	0.48	0/1068	0.60	0/1438
15	m4	0.55	0/1074	0.67	0/1446
16	M5	0.43	0/1757	0.63	0/2354
16	m5	0.44	0/1757	0.63	0/2354

Mol	Chain	Bond lengths		Bond angles	
		RMSZ	# Z >5	RMSZ	# Z >5
17	M6	0.58	1/1585 (0.1%)	0.69	0/2128
17	m6	0.67	0/1585	0.74	3/2128 (0.1%)
18	M7	0.49	0/1438	0.65	0/1937
18	m7	0.51	0/1250	0.69	0/1683
19	M8	0.45	0/1465	0.67	0/1965
19	m8	0.49	0/1465	0.68	0/1965
20	M9	0.36	0/1491	0.57	0/1987
20	m9	0.39	0/1538	0.54	0/2050
21	N0	0.44	0/1481	0.61	0/1990
21	n0	0.58	0/1481	0.68	2/1990 (0.1%)
22	N1	0.48	0/1300	0.64	0/1743
22	n1	0.59	0/1300	0.66	0/1743
23	N2	0.34	0/812	0.53	0/1099
23	n2	0.39	0/794	0.56	0/1076
24	N3	0.51	0/1018	0.65	0/1369
24	n3	0.59	0/1018	0.74	0/1369
25	N4	0.40	0/712	0.58	0/958
26	N5	0.39	0/979	0.60	1/1321 (0.1%)
26	n5	0.41	0/974	0.64	0/1314
27	N6	0.45	0/1004	0.69	0/1341
27	n6	0.41	0/1004	0.65	0/1341
28	N7	0.37	0/1118	0.58	0/1497
28	n7	0.38	0/1118	0.55	0/1497
29	N8	0.47	0/1204	0.68	0/1612
29	n8	0.50	0/1204	0.70	0/1612
30	N9	0.50	0/473	0.68	0/629
30	n9	0.54	0/473	0.74	0/629
31	O0	0.34	0/751	0.56	1/1008 (0.1%)
31	o0	0.36	0/775	0.56	0/1040
32	O1	0.43	0/904	0.60	0/1213
32	o1	0.51	0/904	0.65	0/1213
33	O2	0.53	0/1041	0.67	0/1394
33	o2	0.49	0/1041	0.66	0/1394
34	O3	0.55	0/868	0.66	0/1168
34	o3	0.64	0/868	0.69	0/1168
35	O4	0.39	0/891	0.57	1/1191 (0.1%)
35	o4	0.39	0/891	0.61	0/1191
36	O5	0.43	0/978	0.62	0/1301
36	o5	0.39	0/978	0.58	1/1301 (0.1%)
37	O6	0.41	0/778	0.66	0/1034
37	o6	0.41	0/778	0.57	0/1034
38	O7	0.46	0/696	0.72	0/923
38	o7	0.50	0/696	0.71	0/923

Mol	Chain	Bond lengths		Bond angles	
		RMSZ	# Z >5	RMSZ	# Z >5
39	O8	0.35	0/618	0.55	0/826
39	o8	0.36	0/618	0.60	0/826
40	O9	0.49	0/443	0.66	0/588
40	o9	0.48	0/443	0.67	0/588
41	Q0	0.55	0/423	0.74	0/562
41	q0	0.77	2/423 (0.5%)	0.80	0/562
42	Q1	0.42	0/234	0.57	0/300
42	q1	0.56	0/234	0.77	0/300
43	Q2	0.50	0/860	0.72	1/1136 (0.1%)
43	q2	0.59	0/860	0.74	0/1136
44	Q3	0.40	0/701	0.61	0/934
44	q3	0.47	0/701	0.65	0/934
45	2	0.50	0/40811	1.07	126/63585 (0.2%)
45	6	0.66	4/41451 (0.0%)	1.23	234/64581 (0.4%)
46	S0	0.35	1/1653 (0.1%)	0.56	0/2261
46	s0	0.37	0/1653	0.61	0/2261
47	S1	0.33	0/1735	0.63	3/2335 (0.1%)
47	s1	0.37	0/1748	0.63	2/2352 (0.1%)
48	S2	0.37	0/1665	0.59	0/2263
48	s2	0.41	0/1665	0.67	1/2263 (0.0%)
49	S3	0.34	0/1759	0.53	0/2368
49	s3	0.40	0/1753	0.59	0/2361
50	S4	0.36	0/2109	0.63	1/2839 (0.0%)
50	s4	0.39	0/2109	0.66	1/2839 (0.0%)
51	S5	0.59	1/1629 (0.1%)	0.52	0/2202
51	s5	0.42	0/1629	0.67	0/2202
52	S6	0.37	0/1837	0.55	0/2455
52	s6	0.40	0/1779	0.59	1/2379 (0.0%)
53	S7	0.34	0/1506	0.59	0/2028
53	s7	0.36	0/1516	0.61	1/2043 (0.0%)
54	S8	0.36	0/1514	0.58	1/2021 (0.0%)
54	s8	0.40	0/1496	0.61	0/1999
55	S9	0.34	0/1519	0.59	2/2035 (0.1%)
55	s9	0.38	0/1519	0.62	0/2035
56	C0	0.34	0/789	0.62	1/1067 (0.1%)
56	c0	0.36	0/776	0.76	4/1047 (0.4%)
57	C1	0.38	0/1239	0.54	0/1673
57	c1	0.43	0/1164	0.60	0/1569
58	C2	0.31	0/898	0.66	1/1220 (0.1%)
58	c2	0.33	0/898	0.65	2/1220 (0.2%)
59	C3	0.33	0/1215	0.52	0/1638
59	c3	0.41	0/1215	0.62	1/1638 (0.1%)
60	C4	0.30	0/901	0.60	0/1217

Mol	Chain	Bond lengths		Bond angles	
		RMSZ	# Z >5	RMSZ	# Z >5
60	c4	0.39	0/960	0.70	0/1290
61	C5	0.37	0/998	0.59	0/1341
61	c5	0.45	0/1060	0.69	1/1426 (0.1%)
62	C6	0.32	0/1125	0.57	1/1510 (0.1%)
62	c6	0.46	0/1131	0.63	0/1518
63	C7	0.35	0/975	0.61	1/1307 (0.1%)
63	c7	0.38	0/925	0.63	0/1239
64	C8	0.32	0/1211	0.54	0/1628
64	c8	0.48	0/1211	0.67	1/1628 (0.1%)
65	C9	0.33	0/1130	0.54	1/1517 (0.1%)
65	c9	0.46	0/1130	0.60	0/1517
66	D0	0.36	0/865	0.56	0/1169
66	d0	0.43	0/892	0.65	0/1205
67	D1	0.31	0/693	0.60	0/935
67	d1	0.37	0/693	0.60	0/935
68	D2	0.35	0/1038	0.61	0/1395
68	d2	0.40	0/1038	0.64	1/1395 (0.1%)
69	D3	0.43	0/1139	0.63	1/1518 (0.1%)
69	d3	0.52	1/1139 (0.1%)	0.68	0/1518
70	D4	0.38	0/1087	0.57	0/1449
70	d4	0.39	0/1079	0.60	0/1438
71	D5	0.29	0/571	0.58	0/768
71	d5	0.43	0/566	0.55	0/761
72	D6	0.48	1/782 (0.1%)	0.66	1/1047 (0.1%)
72	d6	0.52	0/782	0.72	0/1047
73	D7	0.32	0/620	0.59	0/838
73	d7	0.37	0/620	0.69	1/838 (0.1%)
74	D8	0.30	0/499	0.52	0/670
74	d8	0.40	0/499	0.60	0/670
75	D9	0.46	0/453	0.69	0/602
75	d9	0.44	0/453	0.68	0/602
76	E0	0.36	0/483	0.57	0/643
76	e0	0.40	0/499	0.67	0/665
77	E1	0.34	0/577	0.66	0/770
77	e1	0.39	0/586	0.78	0/781
78	SR	0.30	0/2494	0.55	0/3394
78	sR	0.34	0/2494	0.59	0/3394
79	SM	0.34	0/1113	0.64	1/1502 (0.1%)
79	sM	0.41	0/929	0.68	3/1246 (0.2%)
81	n4	0.42	0/1058	0.62	0/1405
82	p0	0.36	0/1092	0.56	0/1474
All	All	0.61	42/426558 (0.0%)	1.06	1636/625790 (0.3%)

Chiral center outliers are detected by calculating the chiral volume of a chiral center and verifying if the center is modelled as a planar moiety or with the opposite hand. A planarity outlier is detected by checking planarity of atoms in a peptide group, atoms in a mainchain group or atoms of a sidechain that are expected to be planar.

Mol	Chain	#Chirality outliers	#Planarity outliers
4	L2	0	1
4	l2	0	2
5	l3	0	1
6	L4	0	1
6	l4	0	2
7	L5	0	1
7	l5	0	2
9	L7	0	1
9	l7	0	2
11	L9	0	1
12	M0	0	1
12	m0	0	1
13	M1	0	1
13	m1	0	1
14	M3	0	1
15	M4	0	1
16	m5	0	1
18	M7	0	1
19	M8	0	1
21	N0	0	2
23	n2	0	1
24	n3	0	1
25	N4	0	2
27	N6	0	1
28	N7	0	1
28	n7	0	2
29	N8	0	3
29	n8	0	1
30	N9	0	1
32	o1	0	1
33	o2	0	2
34	o3	0	1
35	o4	0	1
37	o6	0	1
40	O9	0	1
46	s0	0	3
47	S1	0	1
48	S2	0	2
49	s3	0	1

Continued on next page...

Continued from previous page...

Mol	Chain	#Chirality outliers	#Planarity outliers
50	S4	0	3
51	S5	0	1
51	s5	0	2
52	S6	0	1
52	s6	0	1
53	S7	0	5
53	s7	0	3
54	s8	0	2
55	s9	0	2
58	c2	0	1
59	c3	0	1
60	C4	0	2
60	c4	0	4
61	C5	0	2
61	c5	0	2
62	C6	0	1
63	C7	0	2
63	c7	0	2
64	C8	0	1
66	D0	0	2
66	d0	0	5
67	D1	0	1
68	D2	0	1
68	d2	0	1
69	d3	0	1
70	D4	0	1
70	d4	0	2
71	D5	0	3
71	d5	0	1
72	D6	0	2
72	d6	0	1
73	D7	0	1
76	e0	0	1
77	E1	0	3
77	e1	0	2
78	sR	0	4
79	SM	0	2
79	sM	0	2
80	m2	0	3
82	p0	0	1
All	All	0	130

The worst 5 of 42 bond length outliers are listed below:

Mol	Chain	Res	Type	Atoms	Z	Observed(Å)	Ideal(Å)
51	S5	21	THR	C-N	20.19	1.72	1.34
1	5	2971	A	N9-C4	12.79	1.45	1.37
1	5	1152	G	N9-C4	-9.61	1.30	1.38
6	L4	19	ALA	C-N	8.69	1.54	1.34
72	D6	59	TYR	C-N	8.53	1.50	1.34

The worst 5 of 1636 bond angle outliers are listed below:

Mol	Chain	Res	Type	Atoms	Z	Observed(°)	Ideal(°)
1	5	1152	G	N3-C4-N9	-18.77	114.74	126.00
1	5	1152	G	N3-C4-C5	17.59	137.39	128.60
1	1	1201	C	C6-N1-C2	-14.35	114.56	120.30
6	L4	182	LEU	CA-CB-CG	12.68	144.47	115.30
1	5	420	G	C5-C6-O6	-12.32	121.21	128.60

There are no chirality outliers.

5 of 130 planarity outliers are listed below:

Mol	Chain	Res	Type	Group
4	L2	48	ILE	Peptide
6	L4	318	LEU	Peptide
7	L5	251	PRO	Peptide
9	L7	29	GLU	Peptide
11	L9	21	LYS	Peptide

5.2 Too-close contacts [i](#)

Due to software issues we are unable to calculate clashes - this section is therefore empty.

5.3 Torsion angles [i](#)

5.3.1 Protein backbone [i](#)

In the following table, the Percentiles column shows the percent Ramachandran outliers of the chain as a percentile score with respect to all X-ray entries followed by that with respect to entries of similar resolution.

The Analysed column shows the number of residues for which the backbone conformation was analysed, and the total number of residues.

Mol	Chain	Analysed	Favoured	Allowed	Outliers	Percentiles	
4	L2	250/252 (99%)	233 (93%)	17 (7%)	0	100	100
4	l2	250/252 (99%)	227 (91%)	21 (8%)	2 (1%)	19	51
5	L3	384/386 (100%)	349 (91%)	32 (8%)	3 (1%)	19	51
5	l3	384/386 (100%)	354 (92%)	29 (8%)	1 (0%)	41	72
6	L4	359/361 (99%)	323 (90%)	34 (10%)	2 (1%)	25	57
6	l4	359/361 (99%)	313 (87%)	43 (12%)	3 (1%)	19	51
7	L5	294/296 (99%)	266 (90%)	28 (10%)	0	100	100
7	l5	292/296 (99%)	266 (91%)	24 (8%)	2 (1%)	22	55
8	L6	152/176 (86%)	141 (93%)	10 (7%)	1 (1%)	22	55
8	l6	153/176 (87%)	139 (91%)	12 (8%)	2 (1%)	12	39
9	L7	220/223 (99%)	204 (93%)	16 (7%)	0	100	100
9	l7	221/223 (99%)	206 (93%)	13 (6%)	2 (1%)	17	49
10	L8	231/233 (99%)	199 (86%)	30 (13%)	2 (1%)	17	49
10	l8	229/233 (98%)	194 (85%)	33 (14%)	2 (1%)	17	49
11	L9	189/191 (99%)	169 (89%)	20 (11%)	0	100	100
11	l9	189/191 (99%)	176 (93%)	11 (6%)	2 (1%)	14	44
12	M0	208/221 (94%)	188 (90%)	19 (9%)	1 (0%)	29	61
12	m0	207/221 (94%)	184 (89%)	23 (11%)	0	100	100
13	M1	167/169 (99%)	142 (85%)	25 (15%)	0	100	100
13	m1	167/169 (99%)	146 (87%)	19 (11%)	2 (1%)	13	41
14	M3	191/194 (98%)	170 (89%)	19 (10%)	2 (1%)	15	46
14	m3	192/194 (99%)	164 (85%)	26 (14%)	2 (1%)	15	46
15	M4	134/137 (98%)	120 (90%)	14 (10%)	0	100	100
15	m4	135/137 (98%)	126 (93%)	9 (7%)	0	100	100
16	M5	201/203 (99%)	186 (92%)	15 (8%)	0	100	100
16	m5	201/203 (99%)	186 (92%)	15 (8%)	0	100	100
17	M6	195/197 (99%)	187 (96%)	7 (4%)	1 (0%)	29	61
17	m6	195/197 (99%)	190 (97%)	5 (3%)	0	100	100
18	M7	181/184 (98%)	169 (93%)	12 (7%)	0	100	100
18	m7	153/184 (83%)	140 (92%)	13 (8%)	0	100	100
19	M8	183/185 (99%)	174 (95%)	9 (5%)	0	100	100
19	m8	183/185 (99%)	167 (91%)	14 (8%)	2 (1%)	14	44

Continued on next page...

Continued from previous page...

Mol	Chain	Analysed	Favoured	Allowed	Outliers	Percentiles	
20	M9	180/188 (96%)	169 (94%)	11 (6%)	0	100	100
20	m9	186/188 (99%)	171 (92%)	15 (8%)	0	100	100
21	N0	170/172 (99%)	157 (92%)	13 (8%)	0	100	100
21	n0	170/172 (99%)	161 (95%)	9 (5%)	0	100	100
22	N1	157/159 (99%)	148 (94%)	6 (4%)	3 (2%)	8	31
22	n1	157/159 (99%)	150 (96%)	7 (4%)	0	100	100
23	N2	98/100 (98%)	89 (91%)	8 (8%)	1 (1%)	15	46
23	n2	96/100 (96%)	84 (88%)	12 (12%)	0	100	100
24	N3	134/136 (98%)	130 (97%)	4 (3%)	0	100	100
24	n3	134/136 (98%)	130 (97%)	4 (3%)	0	100	100
25	N4	96/155 (62%)	83 (86%)	12 (12%)	1 (1%)	15	46
26	N5	119/121 (98%)	107 (90%)	12 (10%)	0	100	100
26	n5	118/121 (98%)	108 (92%)	10 (8%)	0	100	100
27	N6	124/126 (98%)	119 (96%)	5 (4%)	0	100	100
27	n6	124/126 (98%)	117 (94%)	5 (4%)	2 (2%)	9	34
28	N7	133/135 (98%)	114 (86%)	19 (14%)	0	100	100
28	n7	133/135 (98%)	116 (87%)	16 (12%)	1 (1%)	19	51
29	N8	146/148 (99%)	126 (86%)	19 (13%)	1 (1%)	22	55
29	n8	146/148 (99%)	132 (90%)	13 (9%)	1 (1%)	22	55
30	N9	56/58 (97%)	51 (91%)	4 (7%)	1 (2%)	8	32
30	n9	56/58 (97%)	49 (88%)	5 (9%)	2 (4%)	3	21
31	O0	95/100 (95%)	89 (94%)	5 (5%)	1 (1%)	14	44
31	o0	98/100 (98%)	89 (91%)	9 (9%)	0	100	100
32	O1	107/109 (98%)	94 (88%)	13 (12%)	0	100	100
32	o1	107/109 (98%)	96 (90%)	10 (9%)	1 (1%)	17	49
33	O2	125/127 (98%)	117 (94%)	8 (6%)	0	100	100
33	o2	125/127 (98%)	111 (89%)	14 (11%)	0	100	100
34	O3	104/106 (98%)	97 (93%)	7 (7%)	0	100	100
34	o3	104/106 (98%)	99 (95%)	5 (5%)	0	100	100
35	O4	110/112 (98%)	100 (91%)	10 (9%)	0	100	100
35	o4	110/112 (98%)	99 (90%)	10 (9%)	1 (1%)	17	49

Continued on next page...

Continued from previous page...

Mol	Chain	Analysed	Favoured	Allowed	Outliers	Percentiles	
36	O5	117/119 (98%)	104 (89%)	13 (11%)	0	100	100
36	o5	117/119 (98%)	105 (90%)	12 (10%)	0	100	100
37	O6	97/99 (98%)	80 (82%)	15 (16%)	2 (2%)	7	30
37	o6	97/99 (98%)	86 (89%)	11 (11%)	0	100	100
38	O7	85/87 (98%)	77 (91%)	8 (9%)	0	100	100
38	o7	85/87 (98%)	77 (91%)	8 (9%)	0	100	100
39	O8	75/77 (97%)	69 (92%)	6 (8%)	0	100	100
39	o8	75/77 (97%)	71 (95%)	4 (5%)	0	100	100
40	O9	48/50 (96%)	43 (90%)	5 (10%)	0	100	100
40	o9	48/50 (96%)	46 (96%)	2 (4%)	0	100	100
41	Q0	50/52 (96%)	46 (92%)	4 (8%)	0	100	100
41	q0	50/52 (96%)	48 (96%)	1 (2%)	1 (2%)	7	30
42	Q1	23/25 (92%)	22 (96%)	1 (4%)	0	100	100
42	q1	23/25 (92%)	20 (87%)	3 (13%)	0	100	100
43	Q2	103/105 (98%)	91 (88%)	12 (12%)	0	100	100
43	q2	103/105 (98%)	94 (91%)	8 (8%)	1 (1%)	15	46
44	Q3	89/91 (98%)	77 (86%)	12 (14%)	0	100	100
44	q3	89/91 (98%)	81 (91%)	8 (9%)	0	100	100
46	S0	204/206 (99%)	176 (86%)	27 (13%)	1 (0%)	29	61
46	s0	204/206 (99%)	170 (83%)	30 (15%)	4 (2%)	7	30
47	S1	212/216 (98%)	175 (82%)	35 (16%)	2 (1%)	17	49
47	s1	214/216 (99%)	188 (88%)	25 (12%)	1 (0%)	29	61
48	S2	215/217 (99%)	189 (88%)	25 (12%)	1 (0%)	29	61
48	s2	215/217 (99%)	196 (91%)	18 (8%)	1 (0%)	29	61
49	S3	221/223 (99%)	201 (91%)	19 (9%)	1 (0%)	29	61
49	s3	221/223 (99%)	194 (88%)	25 (11%)	2 (1%)	17	49
50	S4	258/260 (99%)	230 (89%)	27 (10%)	1 (0%)	34	67
50	s4	258/260 (99%)	225 (87%)	32 (12%)	1 (0%)	34	67
51	S5	204/206 (99%)	175 (86%)	26 (13%)	3 (2%)	10	36
51	s5	204/206 (99%)	182 (89%)	21 (10%)	1 (0%)	29	61
52	S6	224/236 (95%)	207 (92%)	17 (8%)	0	100	100

Continued on next page...

Continued from previous page...

Mol	Chain	Analysed	Favoured	Allowed	Outliers	Percentiles	
52	s6	216/236 (92%)	198 (92%)	16 (7%)	2 (1%)	17	49
53	S7	182/186 (98%)	156 (86%)	22 (12%)	4 (2%)	6	29
53	s7	184/186 (99%)	159 (86%)	23 (12%)	2 (1%)	14	44
54	S8	184/200 (92%)	158 (86%)	24 (13%)	2 (1%)	14	44
54	s8	182/200 (91%)	164 (90%)	16 (9%)	2 (1%)	14	44
55	S9	183/185 (99%)	153 (84%)	28 (15%)	2 (1%)	14	44
55	s9	183/185 (99%)	158 (86%)	23 (13%)	2 (1%)	14	44
56	C0	94/105 (90%)	73 (78%)	17 (18%)	4 (4%)	2	17
56	c0	92/105 (88%)	74 (80%)	13 (14%)	5 (5%)	2	13
57	C1	153/156 (98%)	138 (90%)	14 (9%)	1 (1%)	22	55
57	c1	140/156 (90%)	124 (89%)	15 (11%)	1 (1%)	22	55
58	C2	122/143 (85%)	91 (75%)	26 (21%)	5 (4%)	3	18
58	c2	122/143 (85%)	88 (72%)	32 (26%)	2 (2%)	9	34
59	C3	148/150 (99%)	136 (92%)	12 (8%)	0	100	100
59	c3	148/150 (99%)	129 (87%)	15 (10%)	4 (3%)	5	26
60	C4	125/128 (98%)	109 (87%)	14 (11%)	2 (2%)	9	34
60	c4	126/128 (98%)	107 (85%)	18 (14%)	1 (1%)	19	51
61	C5	122/141 (86%)	104 (85%)	15 (12%)	3 (2%)	5	26
61	c5	133/141 (94%)	109 (82%)	23 (17%)	1 (1%)	19	51
62	C6	139/142 (98%)	123 (88%)	15 (11%)	1 (1%)	22	55
62	c6	140/142 (99%)	124 (89%)	14 (10%)	2 (1%)	11	37
63	C7	118/136 (87%)	100 (85%)	15 (13%)	3 (2%)	5	26
63	c7	113/136 (83%)	97 (86%)	12 (11%)	4 (4%)	3	21
64	C8	143/145 (99%)	120 (84%)	21 (15%)	2 (1%)	11	37
64	c8	143/145 (99%)	125 (87%)	15 (10%)	3 (2%)	7	30
65	C9	141/143 (99%)	127 (90%)	14 (10%)	0	100	100
65	c9	141/143 (99%)	132 (94%)	9 (6%)	0	100	100
66	D0	105/110 (96%)	96 (91%)	8 (8%)	1 (1%)	15	46
66	d0	108/110 (98%)	87 (81%)	17 (16%)	4 (4%)	3	20
67	D1	85/87 (98%)	73 (86%)	11 (13%)	1 (1%)	13	41
67	d1	85/87 (98%)	72 (85%)	12 (14%)	1 (1%)	13	41

Continued on next page...

Continued from previous page...

Mol	Chain	Analysed	Favoured	Allowed	Outliers	Percentiles	
68	D2	127/129 (98%)	114 (90%)	11 (9%)	2 (2%)	9	34
68	d2	127/129 (98%)	113 (89%)	13 (10%)	1 (1%)	19	51
69	D3	142/144 (99%)	119 (84%)	23 (16%)	0	100	100
69	d3	142/144 (99%)	128 (90%)	14 (10%)	0	100	100
70	D4	132/134 (98%)	121 (92%)	11 (8%)	0	100	100
70	d4	131/134 (98%)	110 (84%)	18 (14%)	3 (2%)	6	28
71	D5	68/70 (97%)	53 (78%)	12 (18%)	3 (4%)	2	16
71	d5	67/70 (96%)	61 (91%)	6 (9%)	0	100	100
72	D6	95/97 (98%)	75 (79%)	17 (18%)	3 (3%)	4	22
72	d6	95/97 (98%)	77 (81%)	17 (18%)	1 (1%)	14	44
73	D7	79/81 (98%)	71 (90%)	8 (10%)	0	100	100
73	d7	79/81 (98%)	71 (90%)	6 (8%)	2 (2%)	5	26
74	D8	61/63 (97%)	51 (84%)	10 (16%)	0	100	100
74	d8	61/63 (97%)	51 (84%)	9 (15%)	1 (2%)	9	34
75	D9	51/53 (96%)	44 (86%)	5 (10%)	2 (4%)	3	19
75	d9	51/53 (96%)	46 (90%)	5 (10%)	0	100	100
76	E0	58/62 (94%)	46 (79%)	10 (17%)	2 (3%)	3	21
76	e0	60/62 (97%)	47 (78%)	13 (22%)	0	100	100
77	E1	69/72 (96%)	53 (77%)	15 (22%)	1 (1%)	11	37
77	e1	70/72 (97%)	44 (63%)	22 (31%)	4 (6%)	1	12
78	SR	316/318 (99%)	283 (90%)	33 (10%)	0	100	100
78	sR	316/318 (99%)	293 (93%)	21 (7%)	2 (1%)	25	57
79	SM	155/272 (57%)	127 (82%)	26 (17%)	2 (1%)	12	39
79	sM	123/272 (45%)	105 (85%)	15 (12%)	3 (2%)	6	28
81	n4	133/135 (98%)	116 (87%)	14 (10%)	3 (2%)	6	28
82	p0	139/312 (45%)	124 (89%)	13 (9%)	2 (1%)	11	37
All	All	22342/23454 (95%)	19892 (89%)	2273 (10%)	177 (1%)	19	51

5 of 177 Ramachandran outliers are listed below:

Mol	Chain	Res	Type
6	L4	339	LEU
8	L6	98	VAL

Continued on next page...

Continued from previous page...

Mol	Chain	Res	Type
25	N4	63	ILE
51	S5	64	VAL
56	C0	88	PRO

5.3.2 Protein sidechains [i](#)

In the following table, the Percentiles column shows the percent sidechain outliers of the chain as a percentile score with respect to all X-ray entries followed by that with respect to entries of similar resolution.

The Analysed column shows the number of residues for which the sidechain conformation was analysed, and the total number of residues.

Mol	Chain	Analysed	Rotameric	Outliers	Percentiles	
4	L2	193/194 (100%)	172 (89%)	21 (11%)	6	23
4	l2	192/194 (99%)	175 (91%)	17 (9%)	9	33
5	L3	322/322 (100%)	273 (85%)	49 (15%)	3	11
5	l3	322/322 (100%)	277 (86%)	45 (14%)	3	13
6	L4	288/288 (100%)	254 (88%)	34 (12%)	5	19
6	l4	288/288 (100%)	253 (88%)	35 (12%)	5	18
7	L5	244/244 (100%)	219 (90%)	25 (10%)	7	26
7	l5	243/244 (100%)	207 (85%)	36 (15%)	3	12
8	L6	134/153 (88%)	115 (86%)	19 (14%)	3	13
8	l6	135/153 (88%)	112 (83%)	23 (17%)	2	8
9	L7	186/187 (100%)	168 (90%)	18 (10%)	8	28
9	l7	187/187 (100%)	168 (90%)	19 (10%)	7	26
10	L8	191/191 (100%)	171 (90%)	20 (10%)	7	25
10	l8	177/191 (93%)	159 (90%)	18 (10%)	7	26
11	L9	171/171 (100%)	143 (84%)	28 (16%)	2	9
11	l9	171/171 (100%)	153 (90%)	18 (10%)	7	25
12	M0	176/187 (94%)	151 (86%)	25 (14%)	3	13
12	m0	180/187 (96%)	143 (79%)	37 (21%)	1	3
13	M1	147/147 (100%)	127 (86%)	20 (14%)	3	14
13	m1	147/147 (100%)	125 (85%)	22 (15%)	3	12
14	M3	154/154 (100%)	127 (82%)	27 (18%)	2	7

Continued on next page...

Continued from previous page...

Mol	Chain	Analysed	Rotameric	Outliers	Percentiles	
14	m3	154/154 (100%)	137 (89%)	17 (11%)	6	23
15	M4	107/108 (99%)	96 (90%)	11 (10%)	7	26
15	m4	108/108 (100%)	96 (89%)	12 (11%)	6	22
16	M5	175/175 (100%)	151 (86%)	24 (14%)	3	14
16	m5	175/175 (100%)	151 (86%)	24 (14%)	3	14
17	M6	160/160 (100%)	144 (90%)	16 (10%)	7	27
17	m6	160/160 (100%)	141 (88%)	19 (12%)	5	19
18	M7	138/146 (94%)	110 (80%)	28 (20%)	1	3
18	m7	125/146 (86%)	104 (83%)	21 (17%)	2	8
19	M8	150/150 (100%)	134 (89%)	16 (11%)	6	24
19	m8	150/150 (100%)	128 (85%)	22 (15%)	3	12
20	M9	148/153 (97%)	133 (90%)	15 (10%)	7	27
20	m9	153/153 (100%)	138 (90%)	15 (10%)	8	28
21	N0	156/156 (100%)	127 (81%)	29 (19%)	1	5
21	n0	156/156 (100%)	136 (87%)	20 (13%)	4	16
22	N1	136/136 (100%)	118 (87%)	18 (13%)	4	15
22	n1	136/136 (100%)	113 (83%)	23 (17%)	2	8
23	N2	87/87 (100%)	80 (92%)	7 (8%)	12	38
23	n2	85/87 (98%)	76 (89%)	9 (11%)	6	24
24	N3	104/104 (100%)	96 (92%)	8 (8%)	13	40
24	n3	104/104 (100%)	95 (91%)	9 (9%)	10	34
25	N4	57/129 (44%)	53 (93%)	4 (7%)	15	44
26	N5	104/105 (99%)	94 (90%)	10 (10%)	8	29
26	n5	104/105 (99%)	94 (90%)	10 (10%)	8	29
27	N6	109/109 (100%)	95 (87%)	14 (13%)	4	16
27	n6	109/109 (100%)	92 (84%)	17 (16%)	2	11
28	N7	115/115 (100%)	101 (88%)	14 (12%)	5	18
28	n7	115/115 (100%)	103 (90%)	12 (10%)	7	25
29	N8	118/118 (100%)	101 (86%)	17 (14%)	3	13
29	n8	118/118 (100%)	100 (85%)	18 (15%)	2	11
30	N9	46/46 (100%)	41 (89%)	5 (11%)	6	23

Continued on next page...

Continued from previous page...

Mol	Chain	Analysed	Rotameric	Outliers	Percentiles	
30	n9	46/46 (100%)	39 (85%)	7 (15%)	3	11
31	O0	81/84 (96%)	75 (93%)	6 (7%)	13	42
31	o0	84/84 (100%)	71 (84%)	13 (16%)	2	11
32	O1	96/96 (100%)	82 (85%)	14 (15%)	3	12
32	o1	96/96 (100%)	80 (83%)	16 (17%)	2	8
33	O2	109/109 (100%)	97 (89%)	12 (11%)	6	23
33	o2	109/109 (100%)	93 (85%)	16 (15%)	3	12
34	O3	90/90 (100%)	84 (93%)	6 (7%)	16	46
34	o3	90/90 (100%)	81 (90%)	9 (10%)	7	27
35	O4	95/95 (100%)	84 (88%)	11 (12%)	5	20
35	o4	95/95 (100%)	88 (93%)	7 (7%)	13	42
36	O5	104/104 (100%)	88 (85%)	16 (15%)	2	11
36	o5	104/104 (100%)	91 (88%)	13 (12%)	4	17
37	O6	81/81 (100%)	71 (88%)	10 (12%)	4	17
37	o6	81/81 (100%)	70 (86%)	11 (14%)	3	14
38	O7	70/70 (100%)	62 (89%)	8 (11%)	5	21
38	o7	70/70 (100%)	58 (83%)	12 (17%)	2	8
39	O8	68/68 (100%)	58 (85%)	10 (15%)	3	12
39	o8	68/68 (100%)	60 (88%)	8 (12%)	5	19
40	O9	45/45 (100%)	39 (87%)	6 (13%)	4	15
40	o9	45/45 (100%)	38 (84%)	7 (16%)	2	11
41	Q0	47/47 (100%)	42 (89%)	5 (11%)	6	24
41	q0	47/47 (100%)	39 (83%)	8 (17%)	2	8
42	Q1	23/23 (100%)	19 (83%)	4 (17%)	2	7
42	q1	23/23 (100%)	20 (87%)	3 (13%)	4	16
43	Q2	90/90 (100%)	81 (90%)	9 (10%)	7	27
43	q2	90/90 (100%)	72 (80%)	18 (20%)	1	3
44	Q3	71/71 (100%)	65 (92%)	6 (8%)	10	35
44	q3	71/71 (100%)	65 (92%)	6 (8%)	10	35
46	S0	173/173 (100%)	153 (88%)	20 (12%)	5	20
46	s0	173/173 (100%)	154 (89%)	19 (11%)	6	23

Continued on next page...

Continued from previous page...

Mol	Chain	Analysed	Rotameric	Outliers	Percentiles	
47	S1	191/192 (100%)	161 (84%)	30 (16%)	2	10
47	s1	192/192 (100%)	174 (91%)	18 (9%)	8	30
48	S2	176/176 (100%)	163 (93%)	13 (7%)	13	42
48	s2	176/176 (100%)	154 (88%)	22 (12%)	4	17
49	S3	182/182 (100%)	162 (89%)	20 (11%)	6	23
49	s3	181/182 (100%)	149 (82%)	32 (18%)	2	6
50	S4	221/221 (100%)	195 (88%)	26 (12%)	5	19
50	s4	221/221 (100%)	195 (88%)	26 (12%)	5	19
51	S5	173/173 (100%)	158 (91%)	15 (9%)	10	34
51	s5	173/173 (100%)	150 (87%)	23 (13%)	4	15
52	S6	191/201 (95%)	167 (87%)	24 (13%)	4	17
52	s6	187/201 (93%)	160 (86%)	27 (14%)	3	13
53	S7	165/166 (99%)	151 (92%)	14 (8%)	10	35
53	s7	165/166 (99%)	152 (92%)	13 (8%)	12	39
54	S8	150/161 (93%)	132 (88%)	18 (12%)	5	19
54	s8	148/161 (92%)	137 (93%)	11 (7%)	13	42
55	S9	158/158 (100%)	140 (89%)	18 (11%)	5	21
55	s9	158/158 (100%)	143 (90%)	15 (10%)	8	29
56	C0	77/98 (79%)	66 (86%)	11 (14%)	3	13
56	c0	73/98 (74%)	65 (89%)	8 (11%)	6	23
57	C1	129/137 (94%)	119 (92%)	10 (8%)	12	39
57	c1	125/137 (91%)	108 (86%)	17 (14%)	3	14
58	C2	88/119 (74%)	80 (91%)	8 (9%)	9	32
58	c2	88/119 (74%)	76 (86%)	12 (14%)	3	14
59	C3	127/127 (100%)	117 (92%)	10 (8%)	12	39
59	c3	127/127 (100%)	110 (87%)	17 (13%)	4	15
60	C4	81/97 (84%)	70 (86%)	11 (14%)	3	14
60	c4	97/97 (100%)	84 (87%)	13 (13%)	4	15
61	C5	101/117 (86%)	91 (90%)	10 (10%)	8	27
61	c5	103/117 (88%)	93 (90%)	10 (10%)	8	28
62	C6	117/118 (99%)	101 (86%)	16 (14%)	3	14

Continued on next page...

Continued from previous page...

Mol	Chain	Analysed	Rotameric	Outliers	Percentiles	
62	c6	118/118 (100%)	103 (87%)	15 (13%)	4	16
63	C7	109/124 (88%)	91 (84%)	18 (16%)	2	9
63	c7	97/124 (78%)	87 (90%)	10 (10%)	7	26
64	C8	128/128 (100%)	114 (89%)	14 (11%)	6	23
64	c8	128/128 (100%)	108 (84%)	20 (16%)	2	11
65	C9	115/115 (100%)	102 (89%)	13 (11%)	6	21
65	c9	115/115 (100%)	100 (87%)	15 (13%)	4	16
66	D0	100/103 (97%)	89 (89%)	11 (11%)	6	23
66	d0	103/103 (100%)	89 (86%)	14 (14%)	3	14
67	D1	74/74 (100%)	65 (88%)	9 (12%)	5	18
67	d1	74/74 (100%)	65 (88%)	9 (12%)	5	18
68	D2	110/110 (100%)	97 (88%)	13 (12%)	5	19
68	d2	110/110 (100%)	97 (88%)	13 (12%)	5	19
69	D3	119/119 (100%)	107 (90%)	12 (10%)	7	27
69	d3	119/119 (100%)	109 (92%)	10 (8%)	11	36
70	D4	112/112 (100%)	99 (88%)	13 (12%)	5	20
70	d4	111/112 (99%)	100 (90%)	11 (10%)	8	27
71	D5	61/61 (100%)	51 (84%)	10 (16%)	2	9
71	d5	61/61 (100%)	57 (93%)	4 (7%)	16	46
72	D6	83/83 (100%)	71 (86%)	12 (14%)	3	12
72	d6	83/83 (100%)	72 (87%)	11 (13%)	4	15
73	D7	70/70 (100%)	62 (89%)	8 (11%)	5	21
73	d7	70/70 (100%)	65 (93%)	5 (7%)	14	44
74	D8	56/56 (100%)	50 (89%)	6 (11%)	6	24
74	d8	56/56 (100%)	41 (73%)	15 (27%)	0	1
75	D9	47/47 (100%)	39 (83%)	8 (17%)	2	8
75	d9	47/47 (100%)	36 (77%)	11 (23%)	1	2
76	E0	51/53 (96%)	46 (90%)	5 (10%)	8	28
76	e0	53/53 (100%)	44 (83%)	9 (17%)	2	8
77	E1	62/63 (98%)	56 (90%)	6 (10%)	8	28
77	e1	63/63 (100%)	51 (81%)	12 (19%)	1	4

Continued on next page...

Continued from previous page...

Mol	Chain	Analysed	Rotameric	Outliers	Percentiles	
78	SR	260/260 (100%)	239 (92%)	21 (8%)	11	38
78	sR	260/260 (100%)	241 (93%)	19 (7%)	14	43
79	SM	97/227 (43%)	81 (84%)	16 (16%)	2	9
79	sM	88/227 (39%)	77 (88%)	11 (12%)	4	17
81	n4	101/114 (89%)	92 (91%)	9 (9%)	9	33
82	p0	105/254 (41%)	90 (86%)	15 (14%)	3	13
All	All	18802/19697 (96%)	16495 (88%)	2307 (12%)	4	17

5 of 2307 residues with a non-rotameric sidechain are listed below:

Mol	Chain	Res	Type
48	s2	90	THR
78	sR	258	THR
50	s4	66	MET
48	s2	73	LEU
60	c4	132	ARG

Sometimes sidechains can be flipped to improve hydrogen bonding and reduce clashes. 5 of 58 such sidechains are listed below:

Mol	Chain	Res	Type
75	D9	5	ASN
73	d7	51	GLN
12	m0	23	ASN
70	d4	22	GLN
57	c1	138	ASN

5.3.3 RNA [i](#)

Mol	Chain	Analysed	Backbone Outliers	Pucker Outliers
1	1	3095/3396 (91%)	696 (22%)	86 (2%)
1	5	3129/3396 (92%)	752 (24%)	83 (2%)
2	3	120/121 (99%)	22 (18%)	1 (0%)
2	7	120/121 (99%)	24 (20%)	1 (0%)
3	4	154/158 (97%)	36 (23%)	2 (1%)
3	8	157/158 (99%)	43 (27%)	1 (0%)
45	2	1708/1800 (94%)	481 (28%)	59 (3%)
45	6	1733/1800 (96%)	485 (27%)	62 (3%)
All	All	10216/10950 (93%)	2539 (24%)	295 (2%)

5 of 2539 RNA backbone outliers are listed below:

Mol	Chain	Res	Type
1	1	13	A
1	1	14	U
1	1	16	A
1	1	26	A
1	1	30	G

5 of 295 RNA pucker outliers are listed below:

Mol	Chain	Res	Type
2	7	76	A
45	6	1491	U
45	6	103	A
45	6	542	A
45	2	139	C

5.4 Non-standard residues in protein, DNA, RNA chains [i](#)

There are no non-standard protein/DNA/RNA residues in this entry.

5.5 Carbohydrates [i](#)

There are no monosaccharides in this entry.

5.6 Ligand geometry [i](#)

Of 2153 ligands modelled in this entry, 2084 are monoatomic - leaving 69 for Mogul analysis.

In the following table, the Counts columns list the number of bonds (or angles) for which Mogul statistics could be retrieved, the number of bonds (or angles) that are observed in the model and the number of bonds (or angles) that are defined in the Chemical Component Dictionary. The Link column lists molecule types, if any, to which the group is linked. The Z score for a bond length (or angle) is the number of standard deviations the observed value is removed from the expected value. A bond length (or angle) with $|Z| > 2$ is considered an outlier worth inspection. RMSZ is the root-mean-square of all Z scores of the bond lengths (or angles).

Mol	Type	Chain	Res	Link	Bond lengths			Bond angles		
					Counts	RMSZ	$\# Z > 2$	Counts	RMSZ	$\# Z > 2$
85	LLL	5	4157	-	29,33,33	0.25	0	34,49,49	1.13	2 (5%)
85	LLL	1	3995	-	29,33,33	0.16	0	34,49,49	2.08	2 (5%)
85	LLL	1	3997	-	29,33,33	0.19	0	34,49,49	1.22	3 (8%)

Mol	Type	Chain	Res	Link	Bond lengths			Bond angles		
					Counts	RMSZ	# Z > 2	Counts	RMSZ	# Z > 2
85	LLL	2	2044	-	29,33,33	0.20	0	34,49,49	1.50	4 (11%)
85	LLL	5	4162	-	29,33,33	0.18	0	34,49,49	0.86	1 (2%)
85	LLL	5	4171	-	29,33,33	0.19	0	34,49,49	0.97	1 (2%)
85	LLL	4	224	-	29,33,33	0.20	0	34,49,49	1.46	2 (5%)
85	LLL	5	4156	-	29,33,33	0.22	0	34,49,49	1.29	3 (8%)
85	LLL	5	4170	-	29,33,33	0.24	0	34,49,49	1.52	2 (5%)
85	LLL	6	2167	-	29,33,33	0.21	0	34,49,49	1.96	5 (14%)
85	LLL	6	2173	-	29,33,33	0.19	0	34,49,49	1.11	3 (8%)
85	LLL	5	4164	-	29,33,33	0.21	0	34,49,49	1.93	3 (8%)
85	LLL	5	4160	-	29,33,33	0.24	0	34,49,49	1.86	3 (8%)
85	LLL	L3	404	-	29,33,33	0.22	0	34,49,49	1.33	3 (8%)
85	LLL	5	4177	-	29,33,33	0.26	0	34,49,49	1.79	6 (17%)
85	LLL	5	4178	-	29,33,33	0.20	0	34,49,49	0.86	1 (2%)
85	LLL	5	4151	-	29,33,33	0.32	0	34,49,49	1.46	2 (5%)
85	LLL	7	232	-	29,33,33	0.17	0	34,49,49	0.90	2 (5%)
85	LLL	5	4159	-	29,33,33	0.21	0	34,49,49	1.06	3 (8%)
85	LLL	6	2165	-	29,33,33	0.21	0	34,49,49	1.14	2 (5%)
85	LLL	5	4153	-	29,33,33	0.25	0	34,49,49	1.79	2 (5%)
85	LLL	1	3996	-	29,33,33	0.21	0	34,49,49	0.89	2 (5%)
85	LLL	5	4175	-	29,33,33	0.23	0	34,49,49	1.44	3 (8%)
85	LLL	5	4176	-	29,33,33	0.22	0	34,49,49	1.26	3 (8%)
85	LLL	6	2168	-	29,33,33	0.21	0	34,49,49	1.28	3 (8%)
85	LLL	1	3991	-	29,33,33	0.20	0	34,49,49	0.82	3 (8%)
85	LLL	5	4167	-	29,33,33	0.15	0	34,49,49	1.00	2 (5%)
85	LLL	7	233	-	29,33,33	0.22	0	34,49,49	0.93	2 (5%)
85	LLL	13	412	-	29,33,33	0.25	0	34,49,49	1.88	3 (8%)
85	LLL	6	2171	-	29,33,33	0.14	0	34,49,49	1.14	1 (2%)
85	LLL	5	4174	-	29,33,33	0.24	0	34,49,49	1.58	4 (11%)
85	LLL	8	221	-	29,33,33	0.21	0	34,49,49	1.73	2 (5%)
85	LLL	5	4165	-	29,33,33	0.16	0	34,49,49	1.04	2 (5%)
85	LLL	1	4002	-	29,33,33	0.20	0	34,49,49	2.11	3 (8%)
85	LLL	1	3990	-	29,33,33	0.25	0	34,49,49	1.82	1 (2%)
85	LLL	5	4172	-	29,33,33	0.22	0	34,49,49	1.36	3 (8%)
85	LLL	7	231	-	29,33,33	0.17	0	34,49,49	2.01	7 (20%)
85	LLL	1	4004	-	29,33,33	0.19	0	34,49,49	1.08	1 (2%)

Mol	Type	Chain	Res	Link	Bond lengths			Bond angles		
					Counts	RMSZ	# Z > 2	Counts	RMSZ	# Z > 2
85	LLL	1	3992	-	29,33,33	0.21	0	34,49,49	1.23	2 (5%)
85	LLL	1	3994	-	29,33,33	0.20	0	34,49,49	1.14	3 (8%)
85	LLL	6	2172	-	29,33,33	0.19	0	34,49,49	1.12	2 (5%)
85	LLL	6	2174	-	29,33,33	0.27	0	34,49,49	1.27	3 (8%)
85	LLL	6	2176	-	29,33,33	0.22	0	34,49,49	1.29	3 (8%)
85	LLL	5	4154	-	29,33,33	0.25	0	34,49,49	0.68	0
85	LLL	6	2164	-	29,33,33	0.18	0	34,49,49	1.82	2 (5%)
85	LLL	5	4163	-	29,33,33	0.15	0	34,49,49	1.06	3 (8%)
85	LLL	5	4161	-	29,33,33	0.19	0	34,49,49	1.25	3 (8%)
85	LLL	1	3998	-	29,33,33	0.15	0	34,49,49	0.76	1 (2%)
85	LLL	1	3999	-	29,33,33	0.17	0	34,49,49	0.97	2 (5%)
85	LLL	5	4168	-	29,33,33	0.20	0	34,49,49	1.67	3 (8%)
85	LLL	5	4158	-	29,33,33	0.21	0	34,49,49	1.99	5 (14%)
85	LLL	3	220	-	29,33,33	0.21	0	34,49,49	1.50	3 (8%)
85	LLL	2	2045	-	29,33,33	0.19	0	34,49,49	1.53	4 (11%)
85	LLL	2	2043	-	29,33,33	0.17	0	34,49,49	0.79	3 (8%)
85	LLL	1	3993	-	29,33,33	0.24	0	34,49,49	1.47	5 (14%)
85	LLL	5	4166	-	29,33,33	0.15	0	34,49,49	1.16	2 (5%)
85	LLL	5	4173	-	29,33,33	0.17	0	34,49,49	1.12	3 (8%)
85	LLL	6	2170	-	29,33,33	0.23	0	34,49,49	1.25	2 (5%)
85	LLL	1	4000	-	29,33,33	0.18	0	34,49,49	2.11	5 (14%)
85	LLL	6	2166	-	29,33,33	0.20	0	34,49,49	1.11	3 (8%)
85	LLL	1	4001	-	29,33,33	0.17	0	34,49,49	1.08	2 (5%)
85	LLL	5	4169	-	29,33,33	0.20	0	34,49,49	1.46	4 (11%)
85	LLL	6	2169	-	29,33,33	0.14	0	34,49,49	0.89	2 (5%)
85	LLL	6	2175	-	29,33,33	0.19	0	34,49,49	1.37	2 (5%)
85	LLL	5	4152	-	29,33,33	0.18	0	34,49,49	1.48	2 (5%)
85	LLL	5	4155	-	29,33,33	0.24	0	34,49,49	1.00	1 (2%)
85	LLL	1	4003	-	29,33,33	0.18	0	34,49,49	1.37	3 (8%)
85	LLL	8	222	-	29,33,33	0.16	0	34,49,49	0.79	1 (2%)
85	LLL	1	3989	-	29,33,33	0.21	0	34,49,49	1.43	3 (8%)

In the following table, the Chirals column lists the number of chiral outliers, the number of chiral centers analysed, the number of these observed in the model and the number defined in the Chemical Component Dictionary. Similar counts are reported in the Torsion and Rings columns. '-' means no outliers of that kind were identified.

Mol	Type	Chain	Res	Link	Chirals	Torsions	Rings
85	LLL	5	4157	-	-	1/11/65/65	0/3/3/3
85	LLL	1	3995	-	-	3/11/65/65	0/3/3/3
85	LLL	1	3997	-	-	1/11/65/65	0/3/3/3
85	LLL	2	2044	-	-	3/11/65/65	1/3/3/3
85	LLL	5	4162	-	-	3/11/65/65	1/3/3/3
85	LLL	5	4171	-	-	4/11/65/65	0/3/3/3
85	LLL	4	224	-	-	2/11/65/65	0/3/3/3
85	LLL	5	4156	-	-	4/11/65/65	0/3/3/3
85	LLL	5	4170	-	-	1/11/65/65	1/3/3/3
85	LLL	6	2167	-	-	4/11/65/65	0/3/3/3
85	LLL	6	2173	-	-	5/11/65/65	1/3/3/3
85	LLL	5	4164	-	-	4/11/65/65	0/3/3/3
85	LLL	5	4160	-	-	3/11/65/65	0/3/3/3
85	LLL	L3	404	-	-	1/11/65/65	0/3/3/3
85	LLL	5	4177	-	-	4/11/65/65	0/3/3/3
85	LLL	5	4178	-	-	1/11/65/65	0/3/3/3
85	LLL	5	4151	-	-	8/11/65/65	0/3/3/3
85	LLL	7	232	-	-	2/11/65/65	0/3/3/3
85	LLL	5	4159	-	-	1/11/65/65	0/3/3/3
85	LLL	6	2165	-	-	3/11/65/65	0/3/3/3
85	LLL	5	4153	-	-	4/11/65/65	0/3/3/3
85	LLL	1	3996	-	-	3/11/65/65	0/3/3/3
85	LLL	5	4175	-	-	1/11/65/65	0/3/3/3
85	LLL	5	4176	-	-	2/11/65/65	0/3/3/3
85	LLL	6	2168	-	-	5/11/65/65	1/3/3/3
85	LLL	1	3991	-	-	2/11/65/65	0/3/3/3
85	LLL	5	4167	-	-	2/11/65/65	0/3/3/3
85	LLL	7	233	-	-	3/11/65/65	2/3/3/3
85	LLL	13	412	-	-	1/11/65/65	0/3/3/3
85	LLL	6	2171	-	-	1/11/65/65	0/3/3/3
85	LLL	5	4174	-	-	2/11/65/65	0/3/3/3
85	LLL	8	221	-	-	6/11/65/65	0/3/3/3
85	LLL	5	4165	-	-	1/11/65/65	0/3/3/3
85	LLL	1	4002	-	-	5/11/65/65	0/3/3/3
85	LLL	1	3990	-	-	2/11/65/65	0/3/3/3
85	LLL	5	4172	-	-	5/11/65/65	0/3/3/3
85	LLL	7	231	-	-	4/11/65/65	0/3/3/3

Continued on next page...

Continued from previous page...

Mol	Type	Chain	Res	Link	Chirals	Torsions	Rings
85	LLL	1	4004	-	-	3/11/65/65	1/3/3/3
85	LLL	1	3992	-	-	1/11/65/65	0/3/3/3
85	LLL	1	3994	-	-	1/11/65/65	0/3/3/3
85	LLL	6	2172	-	-	3/11/65/65	1/3/3/3
85	LLL	6	2174	-	-	1/11/65/65	0/3/3/3
85	LLL	6	2176	-	-	3/11/65/65	0/3/3/3
85	LLL	5	4154	-	-	2/11/65/65	0/3/3/3
85	LLL	6	2164	-	-	2/11/65/65	0/3/3/3
85	LLL	5	4163	-	-	6/11/65/65	2/3/3/3
85	LLL	5	4161	-	-	2/11/65/65	1/3/3/3
85	LLL	1	3998	-	-	2/11/65/65	0/3/3/3
85	LLL	1	3999	-	-	4/11/65/65	0/3/3/3
85	LLL	5	4168	-	-	0/11/65/65	0/3/3/3
85	LLL	5	4158	-	-	5/11/65/65	0/3/3/3
85	LLL	3	220	-	-	3/11/65/65	0/3/3/3
85	LLL	2	2045	-	-	7/11/65/65	0/3/3/3
85	LLL	2	2043	-	-	3/11/65/65	1/3/3/3
85	LLL	1	3993	-	-	1/11/65/65	0/3/3/3
85	LLL	5	4166	-	-	3/11/65/65	0/3/3/3
85	LLL	5	4173	-	-	2/11/65/65	1/3/3/3
85	LLL	6	2170	-	-	2/11/65/65	0/3/3/3
85	LLL	1	4000	-	-	2/11/65/65	0/3/3/3
85	LLL	6	2166	-	-	3/11/65/65	0/3/3/3
85	LLL	1	4001	-	-	2/11/65/65	0/3/3/3
85	LLL	5	4169	-	-	1/11/65/65	0/3/3/3
85	LLL	6	2169	-	-	1/11/65/65	0/3/3/3
85	LLL	6	2175	-	-	4/11/65/65	1/3/3/3
85	LLL	5	4152	-	-	5/11/65/65	0/3/3/3
85	LLL	5	4155	-	-	5/11/65/65	1/3/3/3
85	LLL	1	4003	-	-	4/11/65/65	2/3/3/3
85	LLL	8	222	-	-	3/11/65/65	2/3/3/3
85	LLL	1	3989	-	-	2/11/65/65	0/3/3/3

There are no bond length outliers.

The worst 5 of 182 bond angle outliers are listed below:

Mol	Chain	Res	Type	Atoms	Z	Observed(°)	Ideal(°)
85	1	4002	LLL	C11-O51-C51	11.16	125.50	113.13
85	1	3995	LLL	C11-O51-C51	11.05	125.37	113.13
85	1	4000	LLL	C11-O51-C51	10.82	125.12	113.13
85	1	3990	LLL	C11-O51-C51	9.69	123.86	113.13
85	6	2164	LLL	C11-O51-C51	9.60	123.77	113.13

There are no chirality outliers.

5 of 195 torsion outliers are listed below:

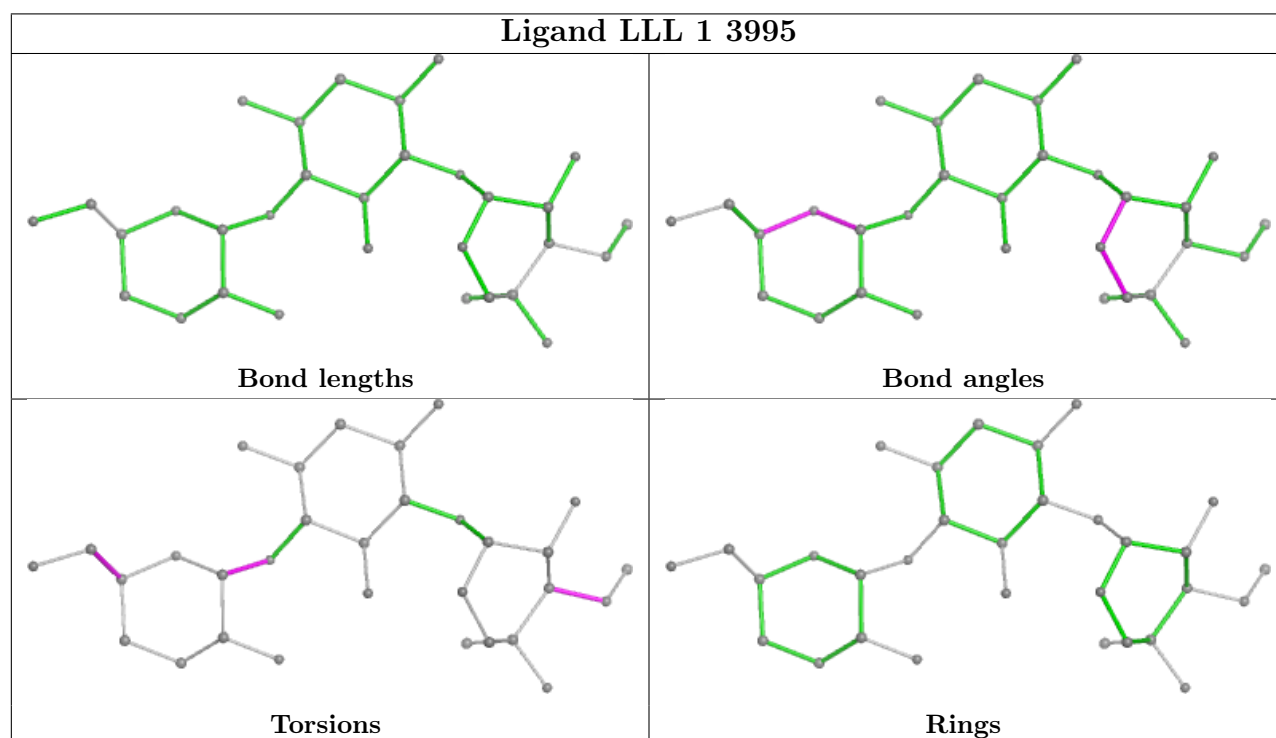
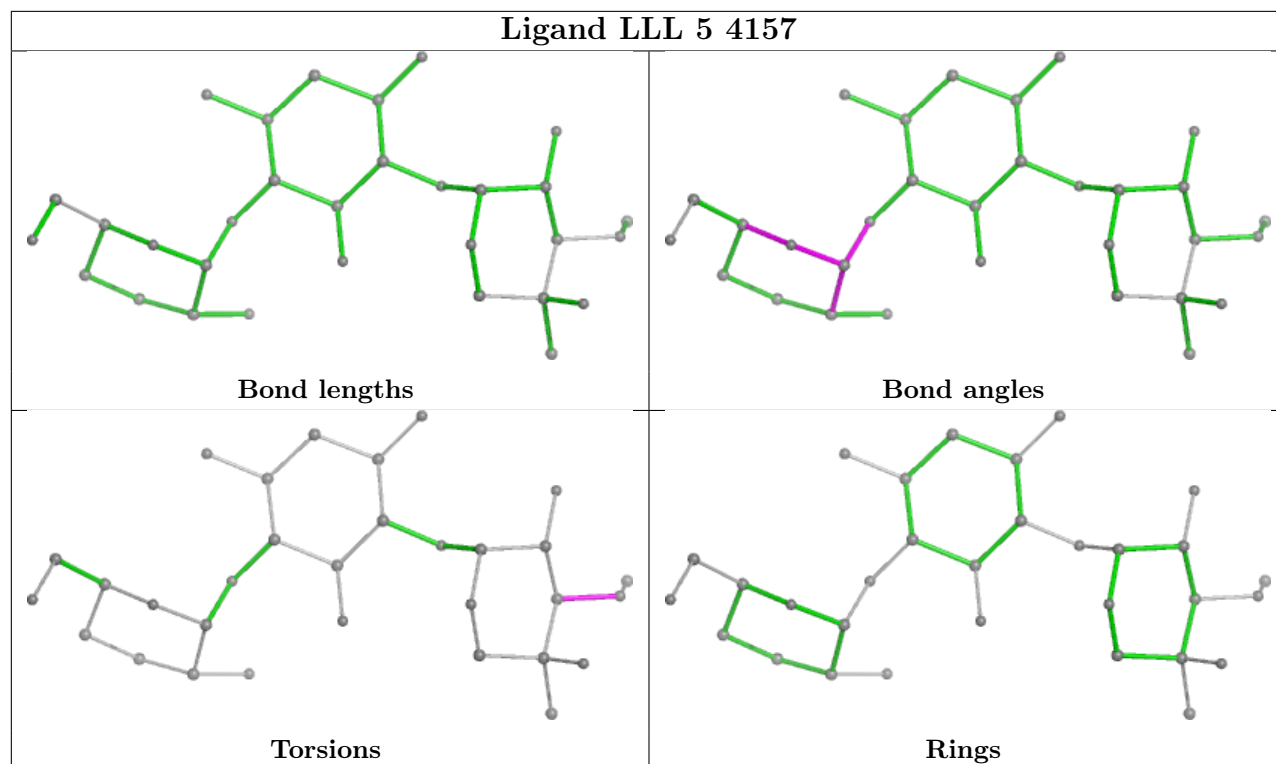
Mol	Chain	Res	Type	Atoms
85	1	3990	LLL	C23-C33-N33-C93
85	1	3991	LLL	O51-C51-C61-N61
85	1	3991	LLL	C23-C33-N33-C93
85	1	3992	LLL	C23-C33-N33-C93
85	1	3993	LLL	C23-C33-N33-C93

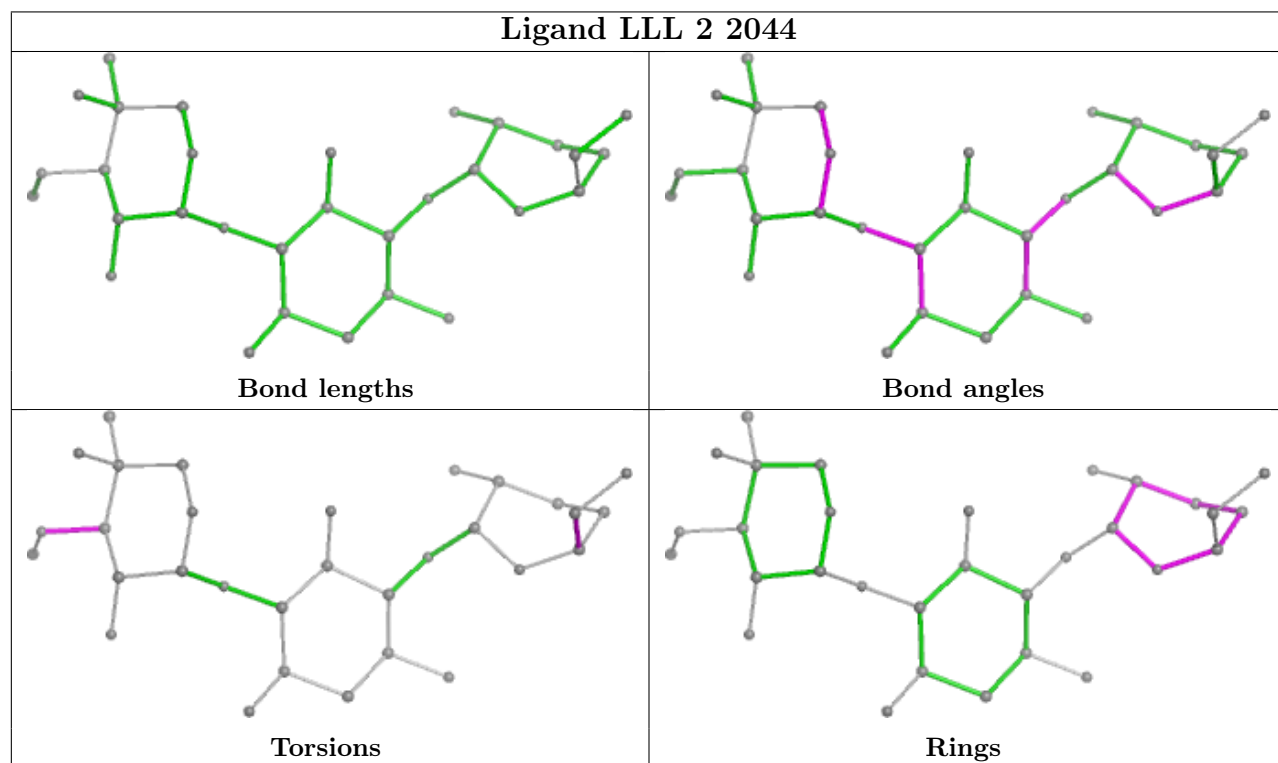
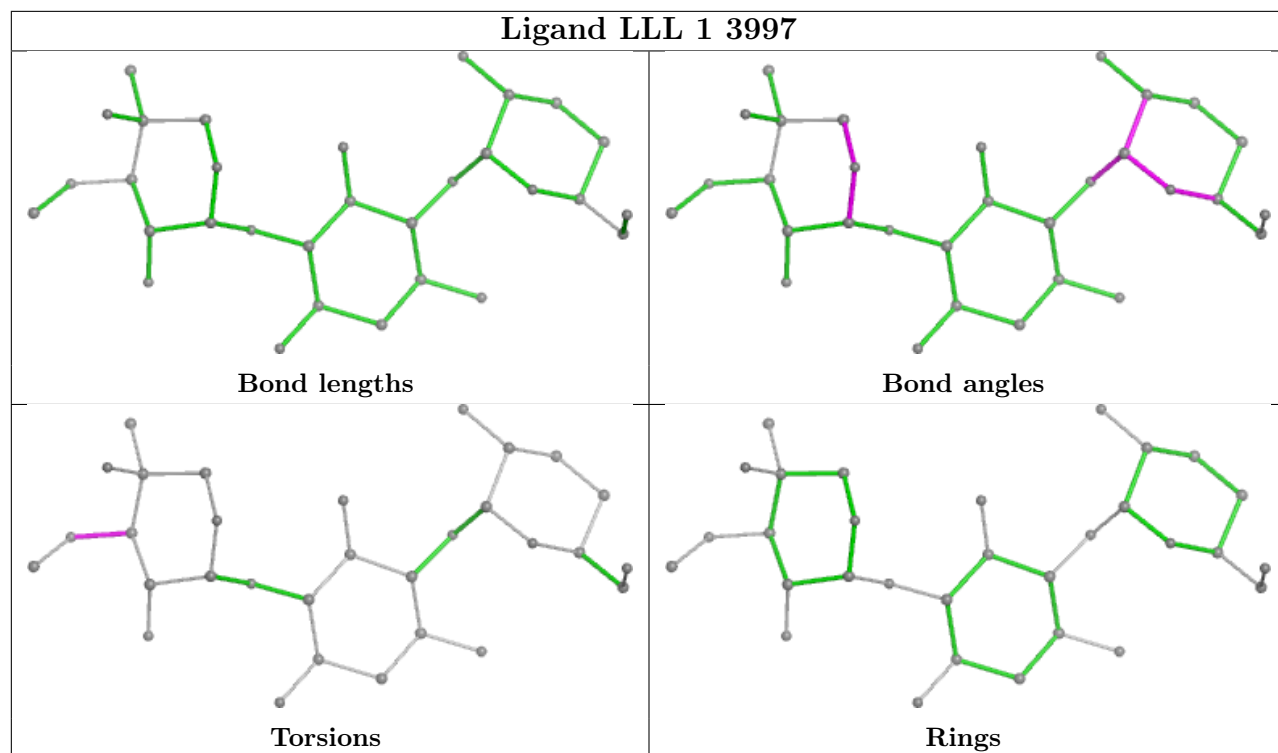
5 of 20 ring outliers are listed below:

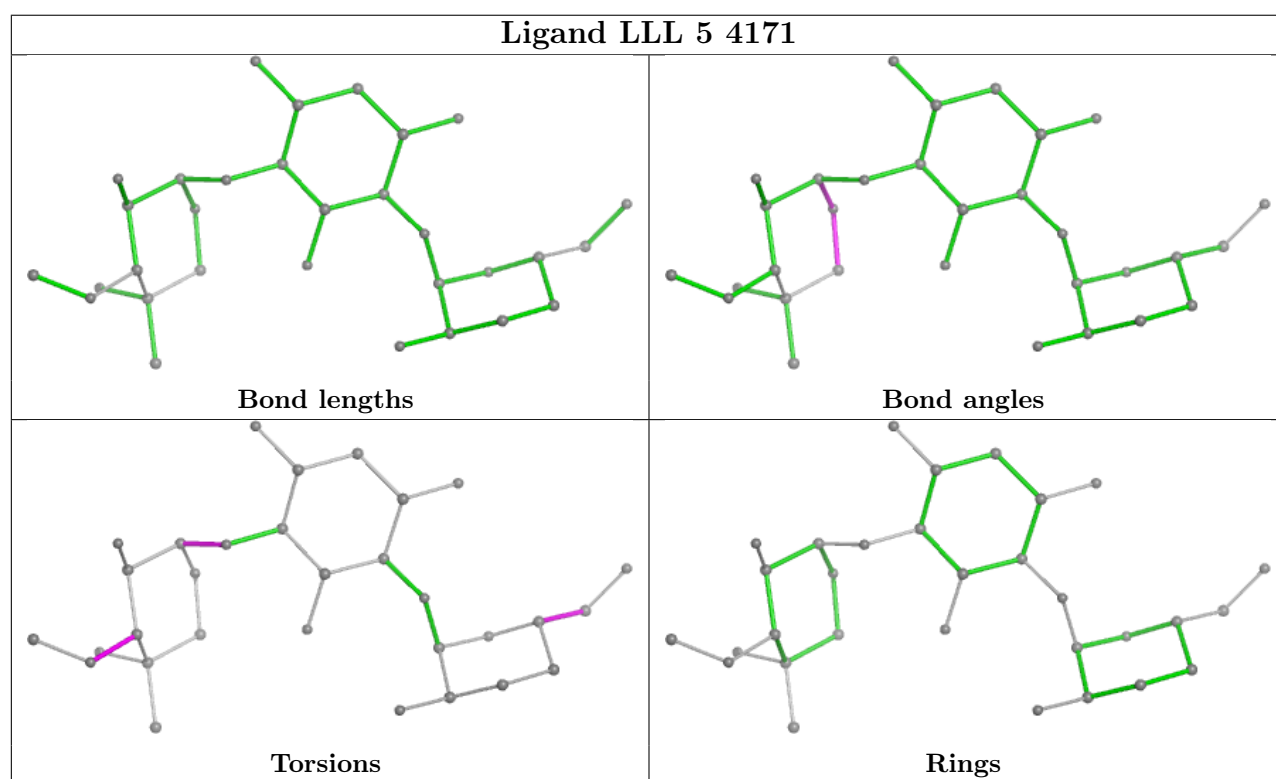
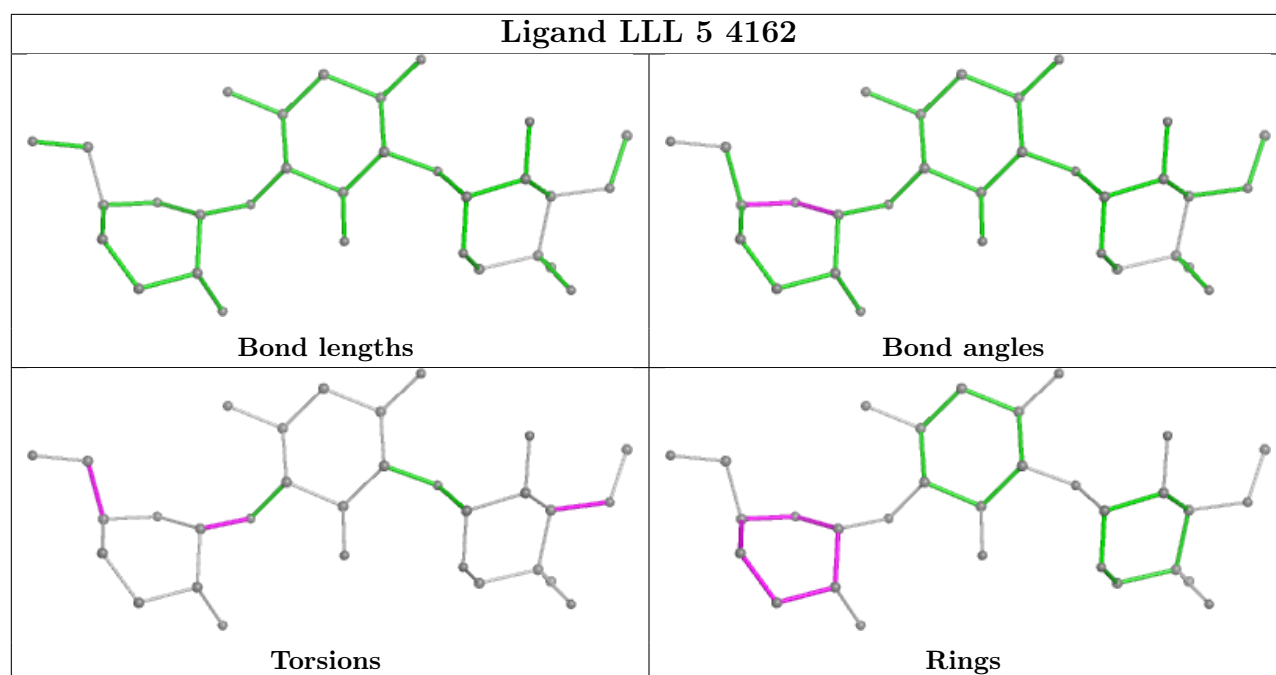
Mol	Chain	Res	Type	Atoms
85	6	2172	LLL	C12-C22-C32-C42-C52-C62
85	5	4155	LLL	C11-C21-C31-C41-C51-O51
85	1	4004	LLL	C11-C21-C31-C41-C51-O51
85	5	4170	LLL	C11-C21-C31-C41-C51-O51
85	6	2168	LLL	C11-C21-C31-C41-C51-O51

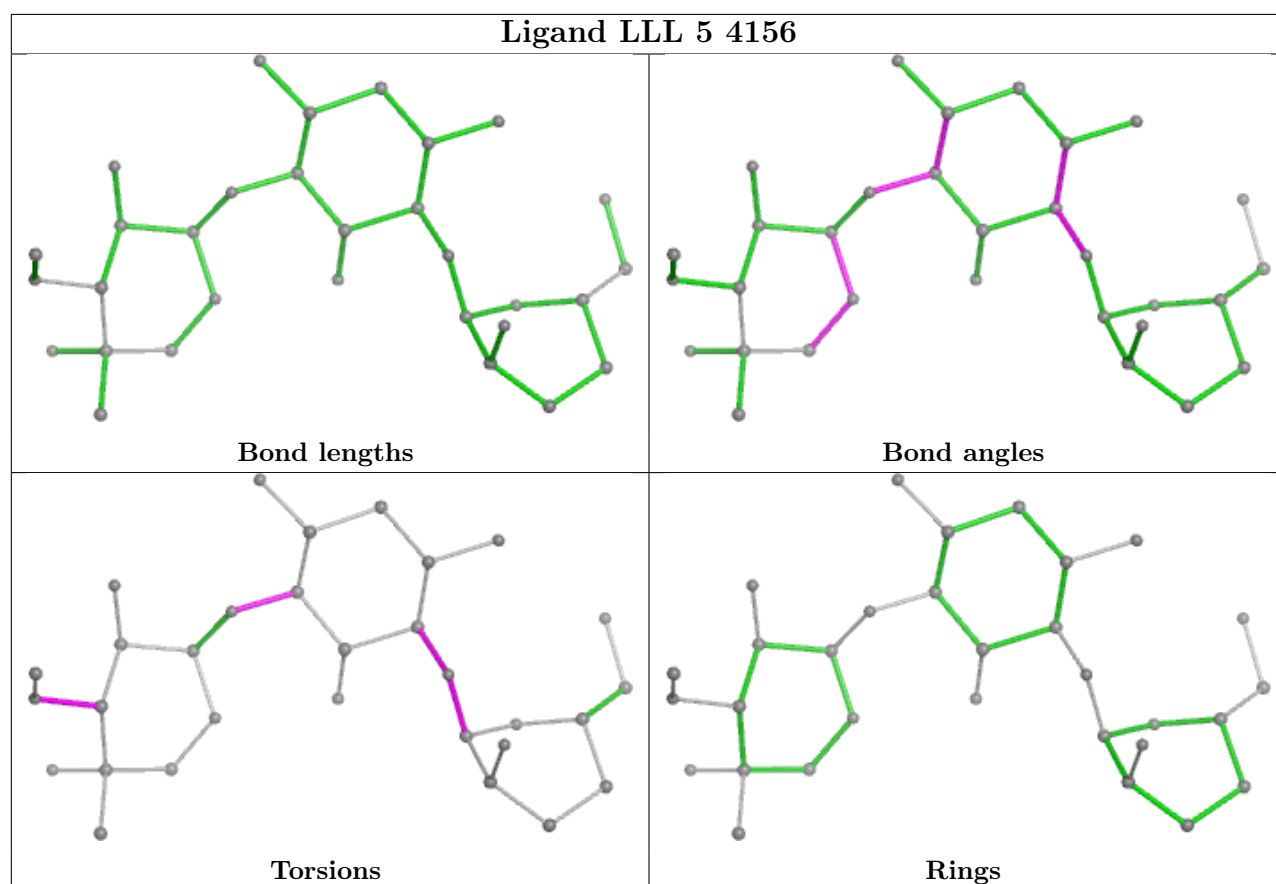
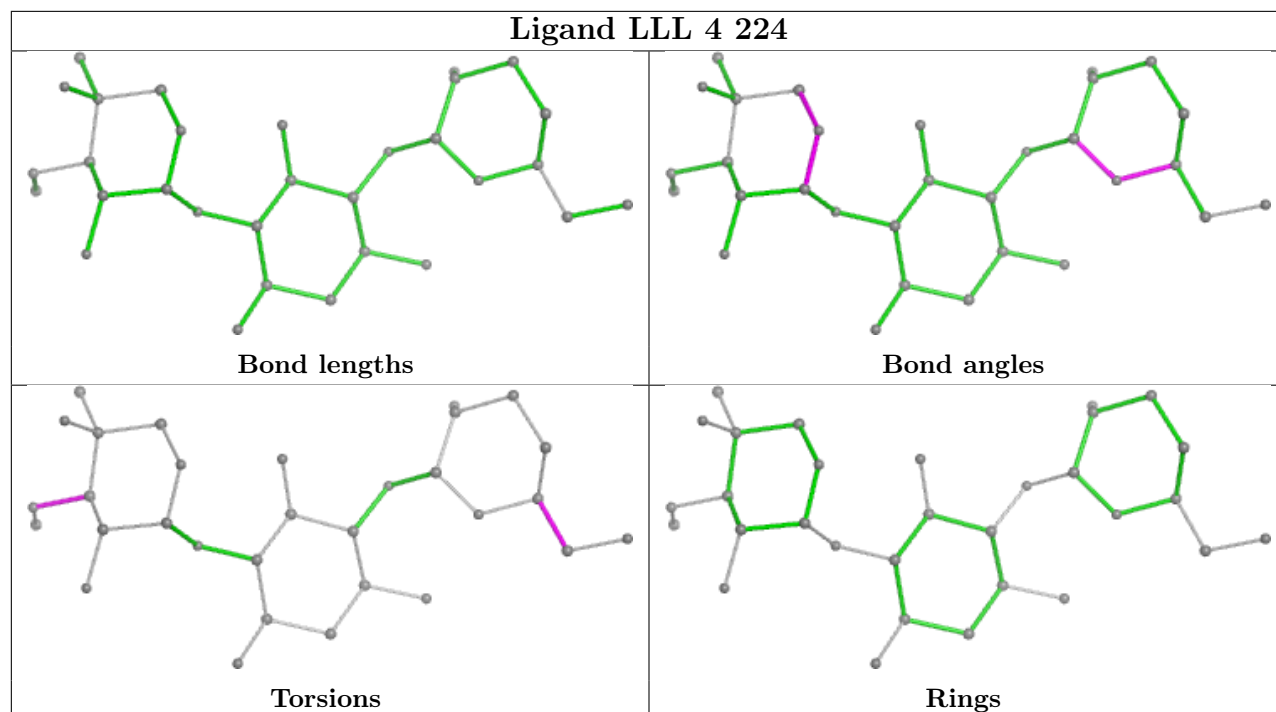
No monomer is involved in short contacts.

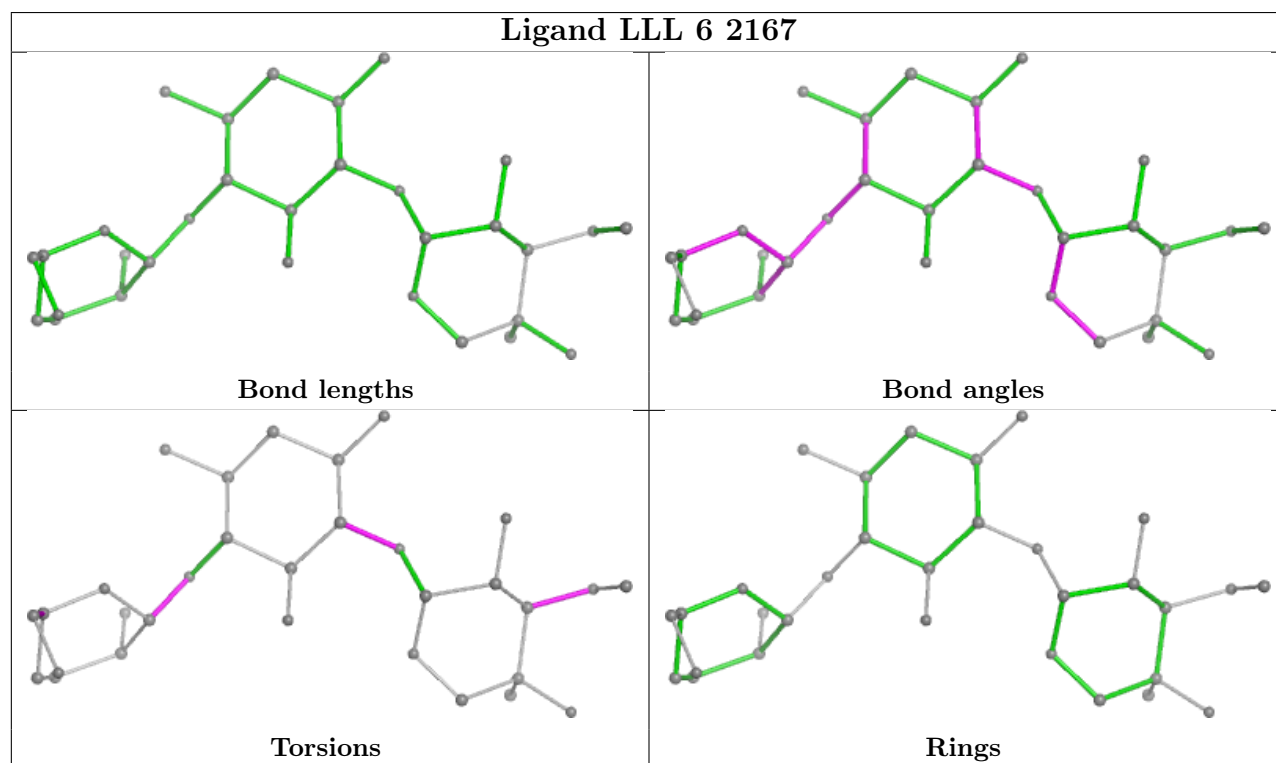
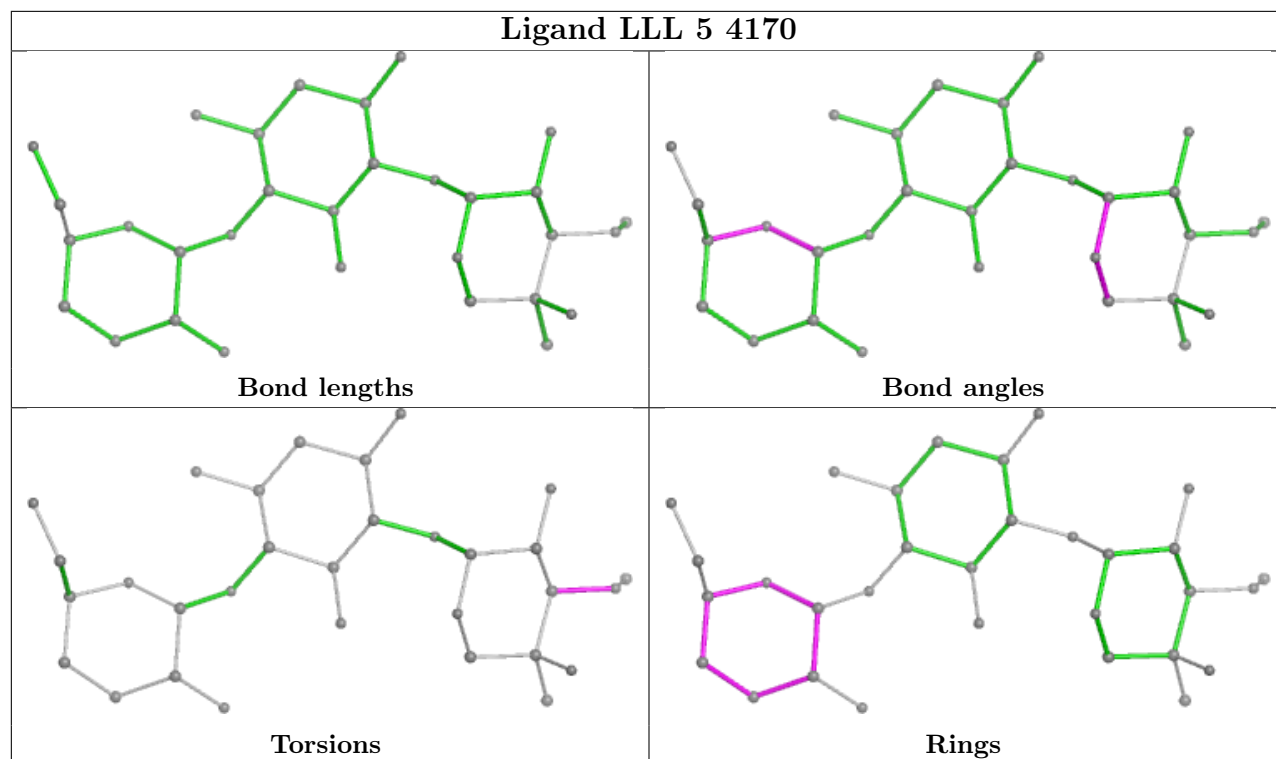
The following is a two-dimensional graphical depiction of Mogul quality analysis of bond lengths, bond angles, torsion angles, and ring geometry for all instances of the Ligand of Interest. In addition, ligands with molecular weight > 250 and outliers as shown on the validation Tables will also be included. For torsion angles, if less than 5% of the Mogul distribution of torsion angles is within 10 degrees of the torsion angle in question, then that torsion angle is considered an outlier. Any bond that is central to one or more torsion angles identified as an outlier by Mogul will be highlighted in the graph. For rings, the root-mean-square deviation (RMSD) between the ring in question and similar rings identified by Mogul is calculated over all ring torsion angles. If the average RMSD is greater than 60 degrees and the minimal RMSD between the ring in question and any Mogul-identified rings is also greater than 60 degrees, then that ring is considered an outlier. The outliers are highlighted in purple. The color gray indicates Mogul did not find sufficient equivalents in the CSD to analyse the geometry.

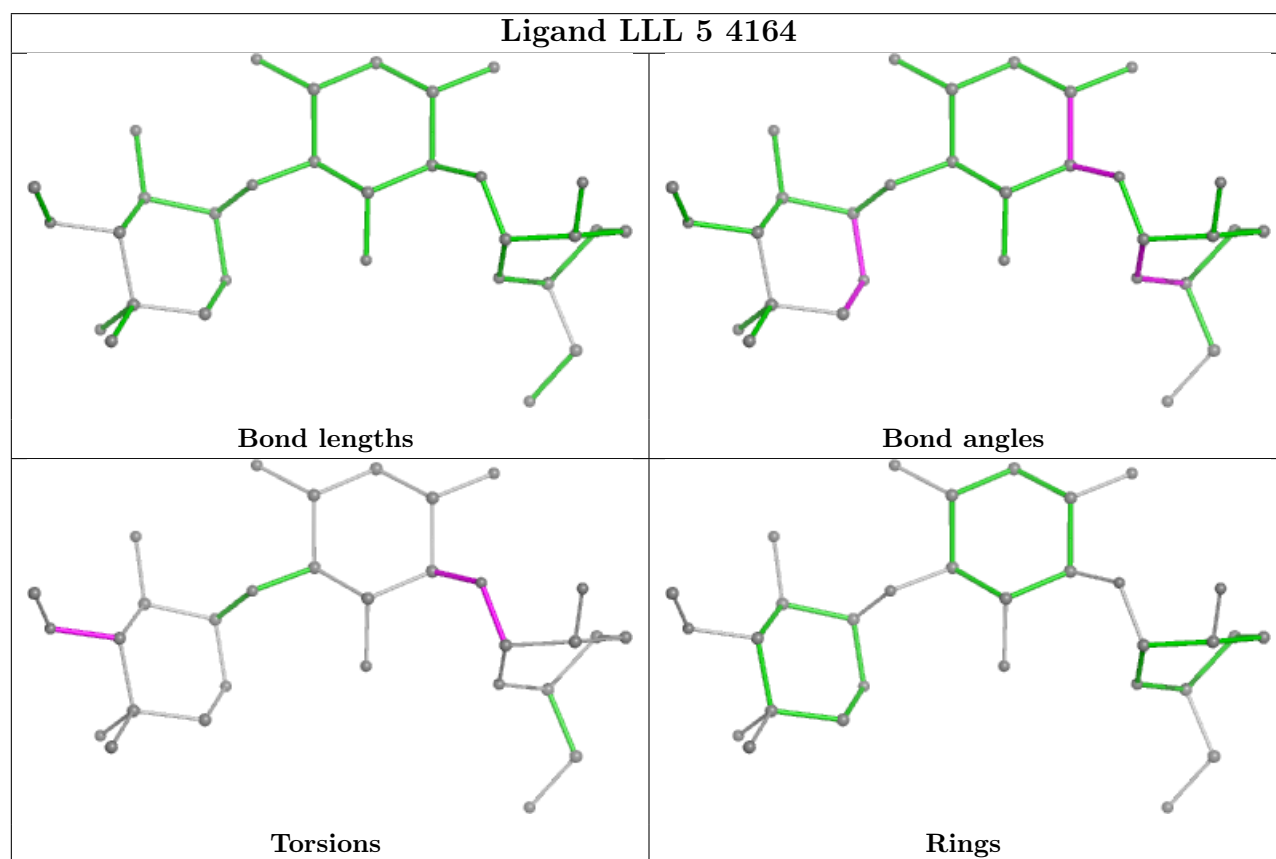
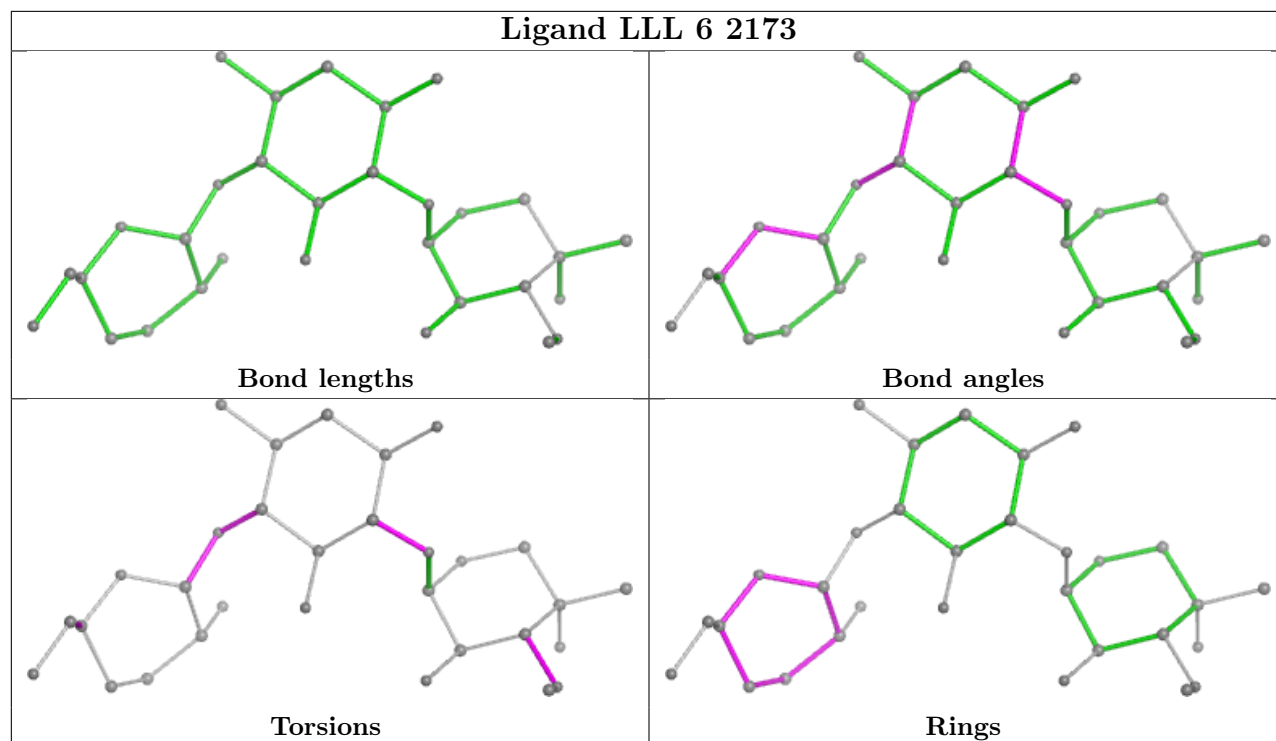


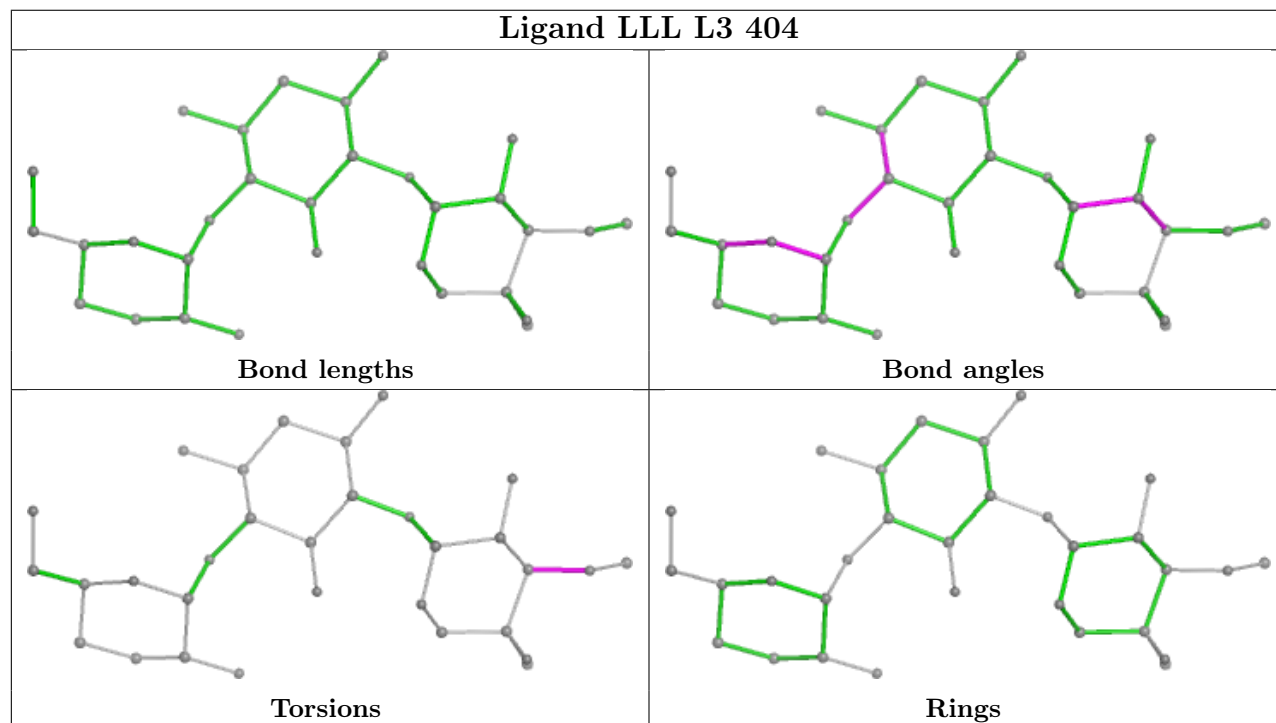
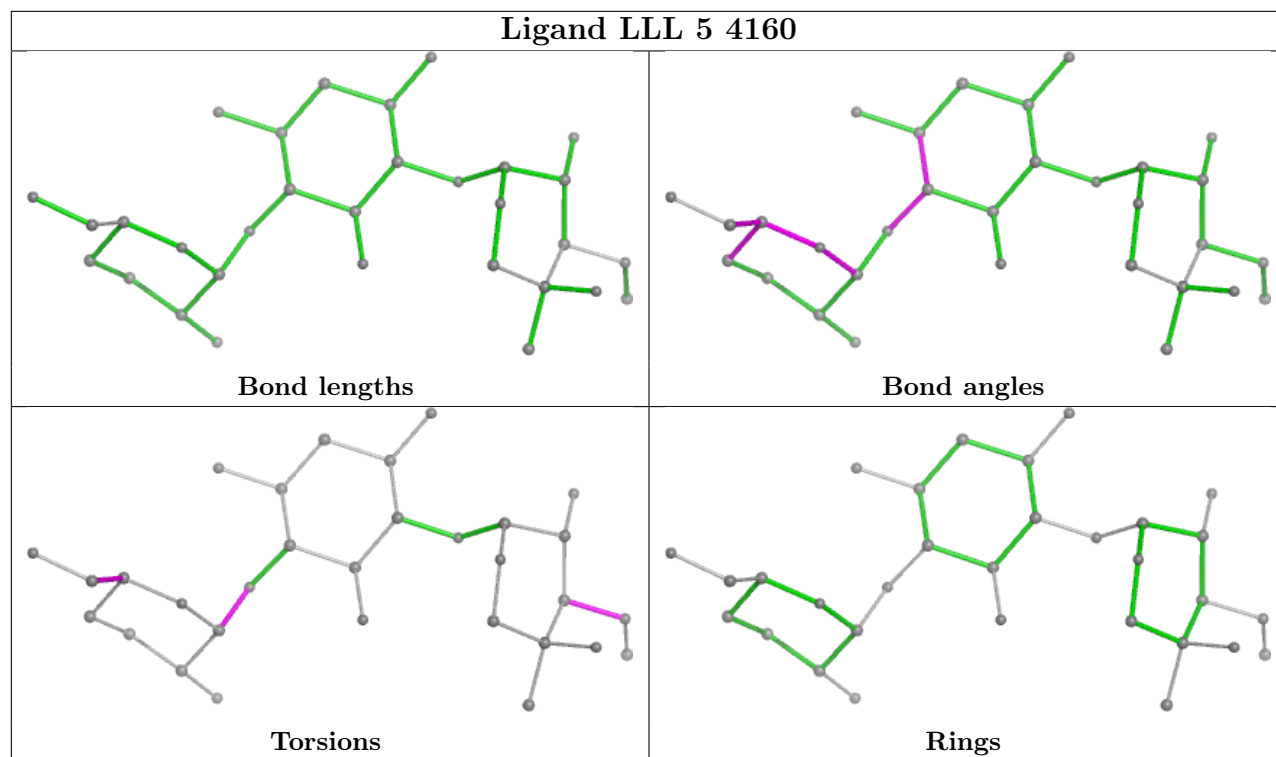


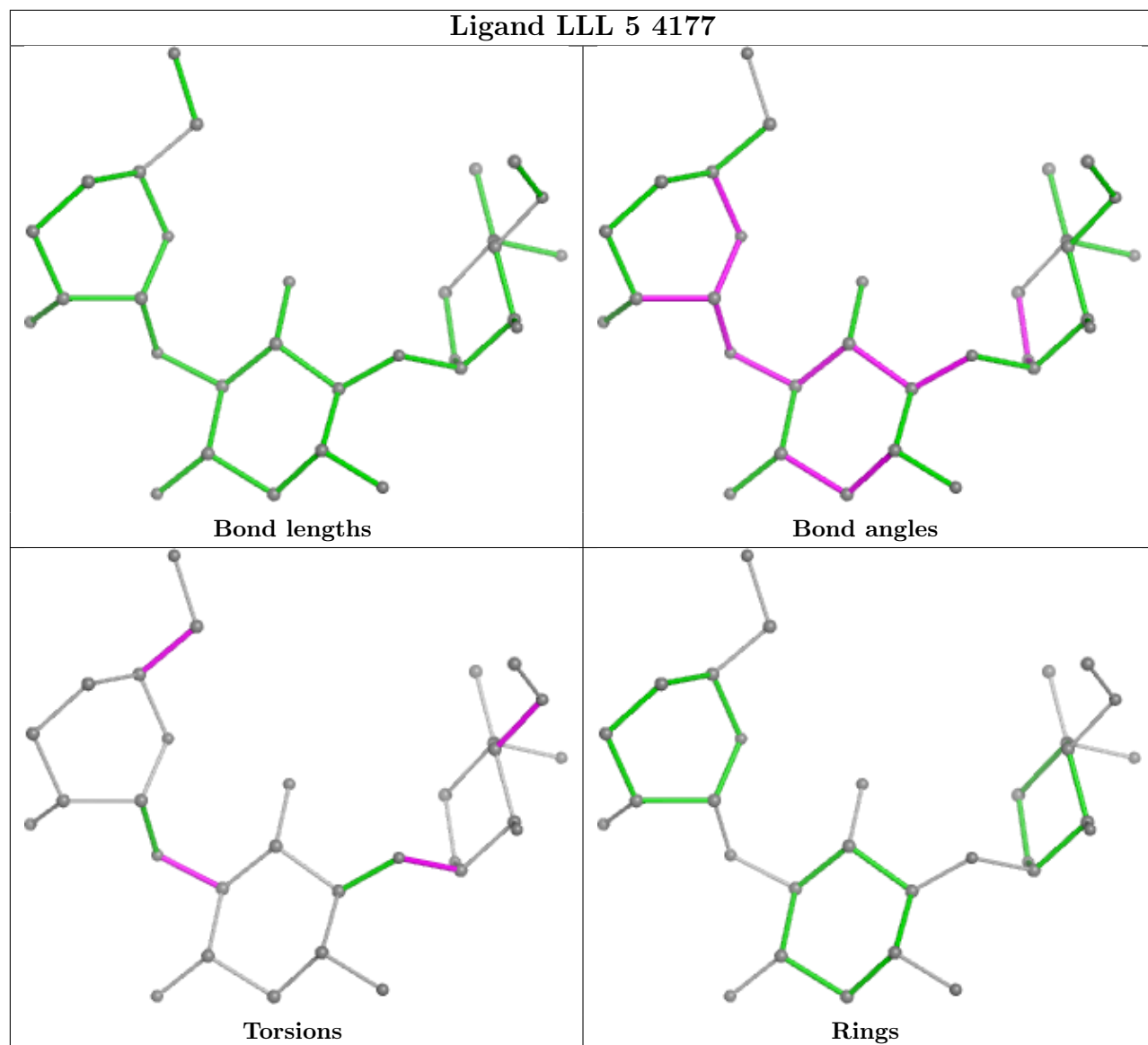


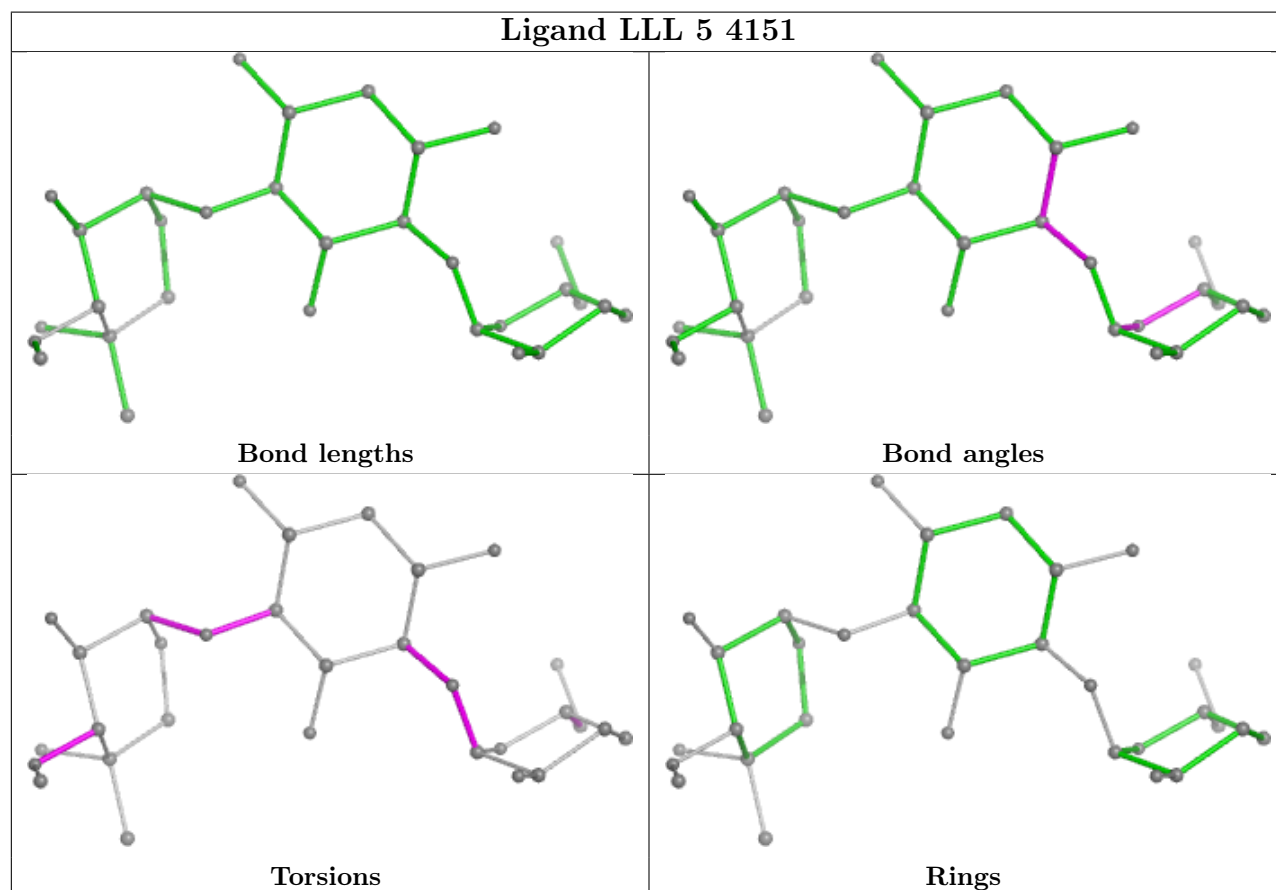
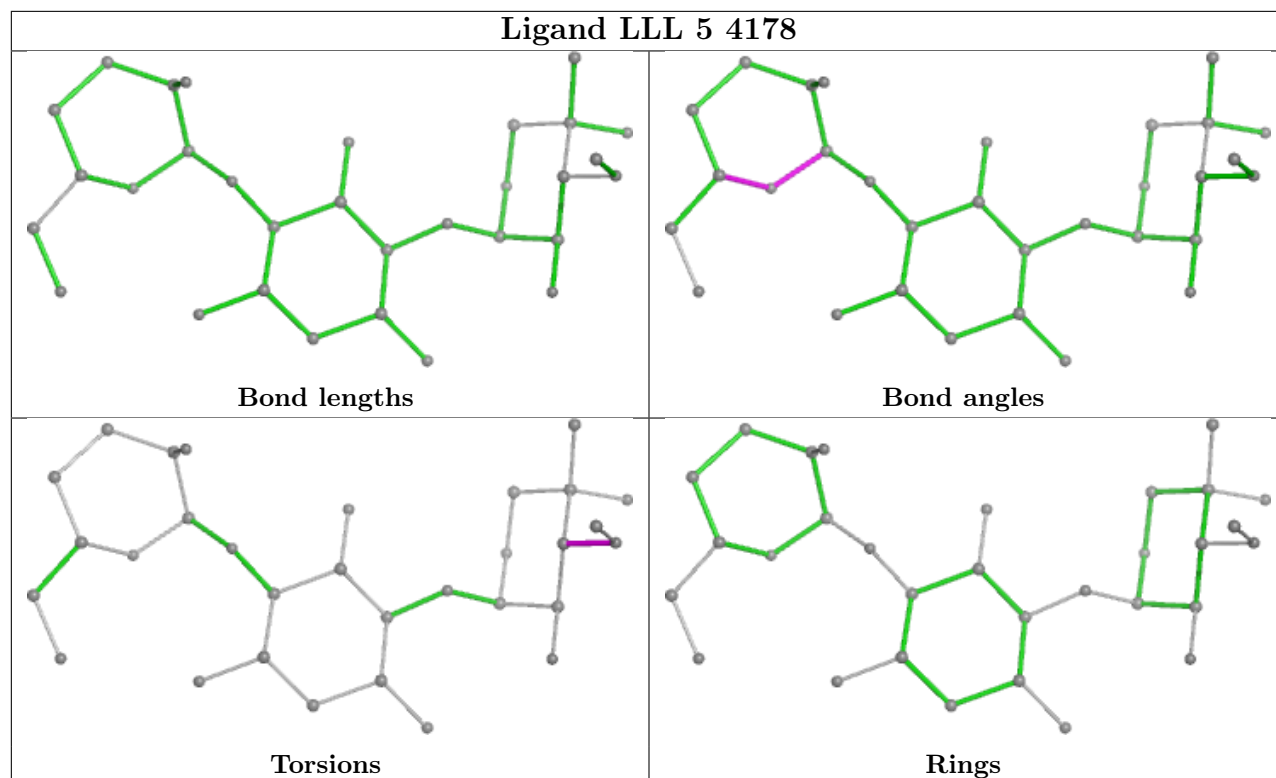


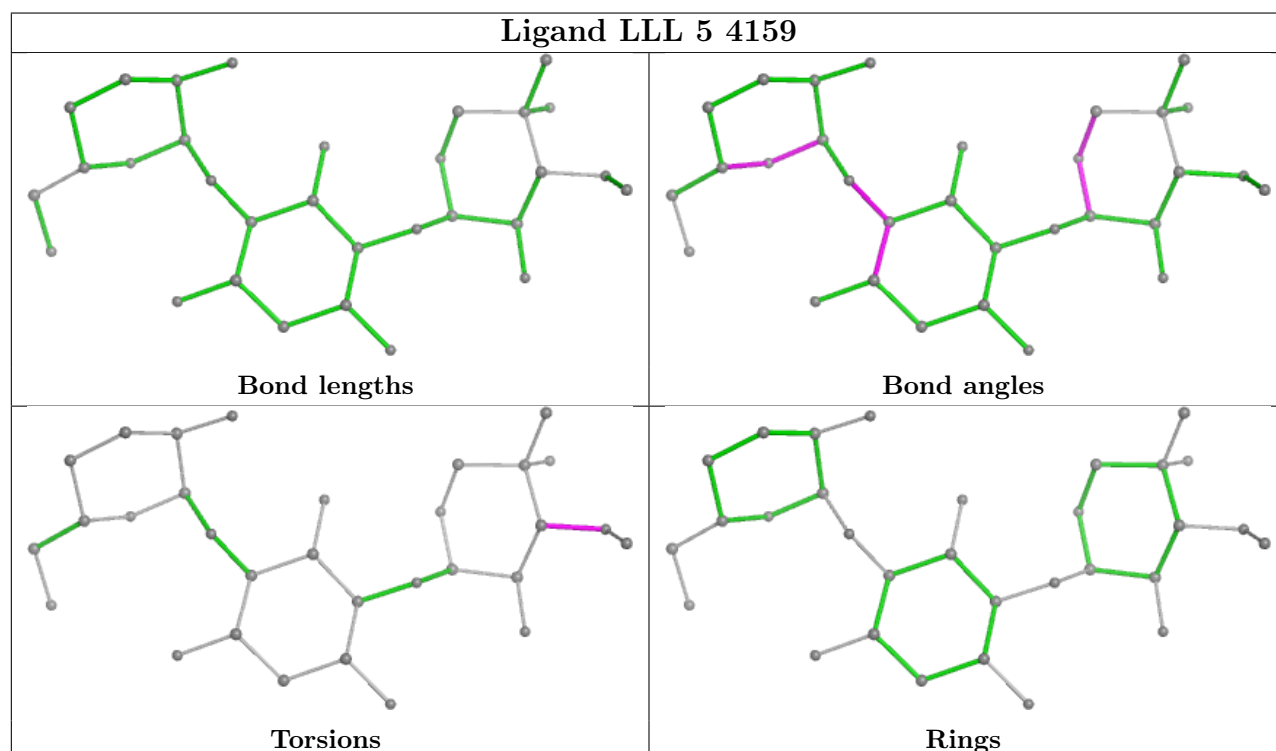
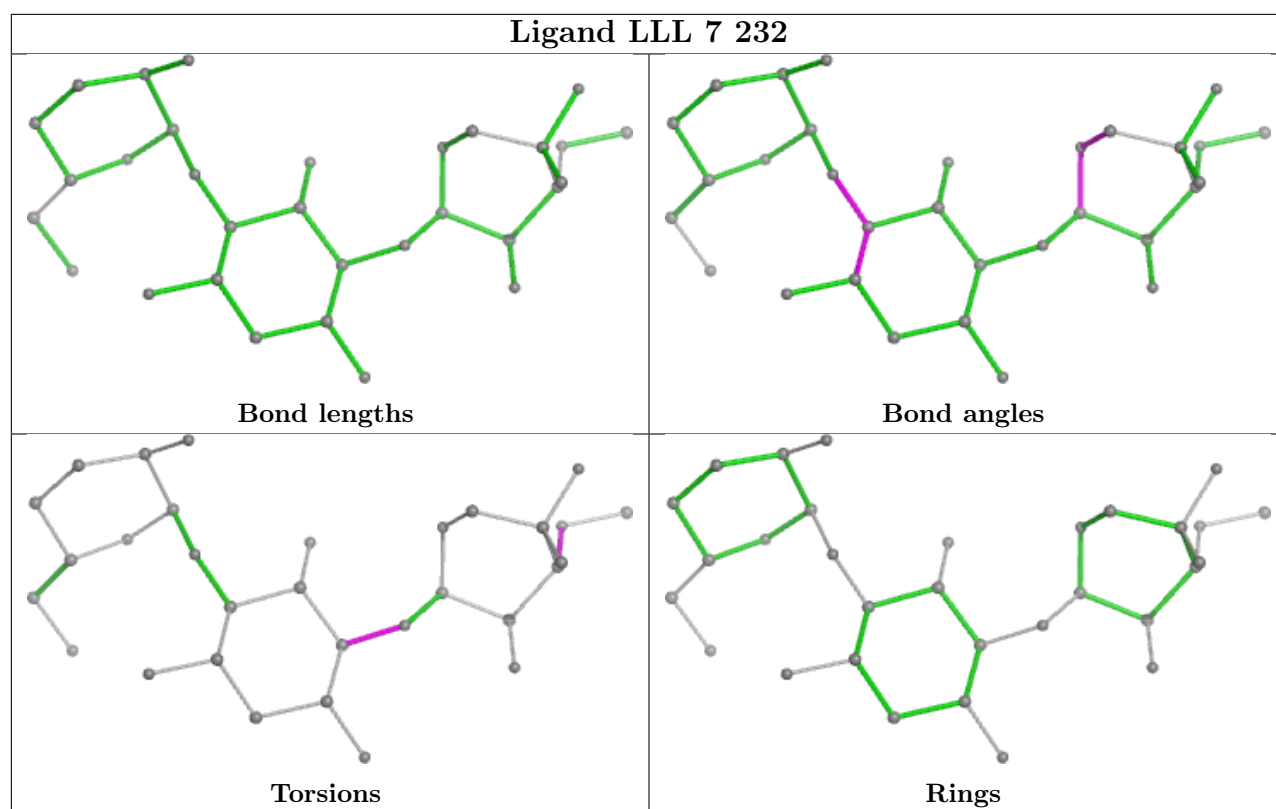


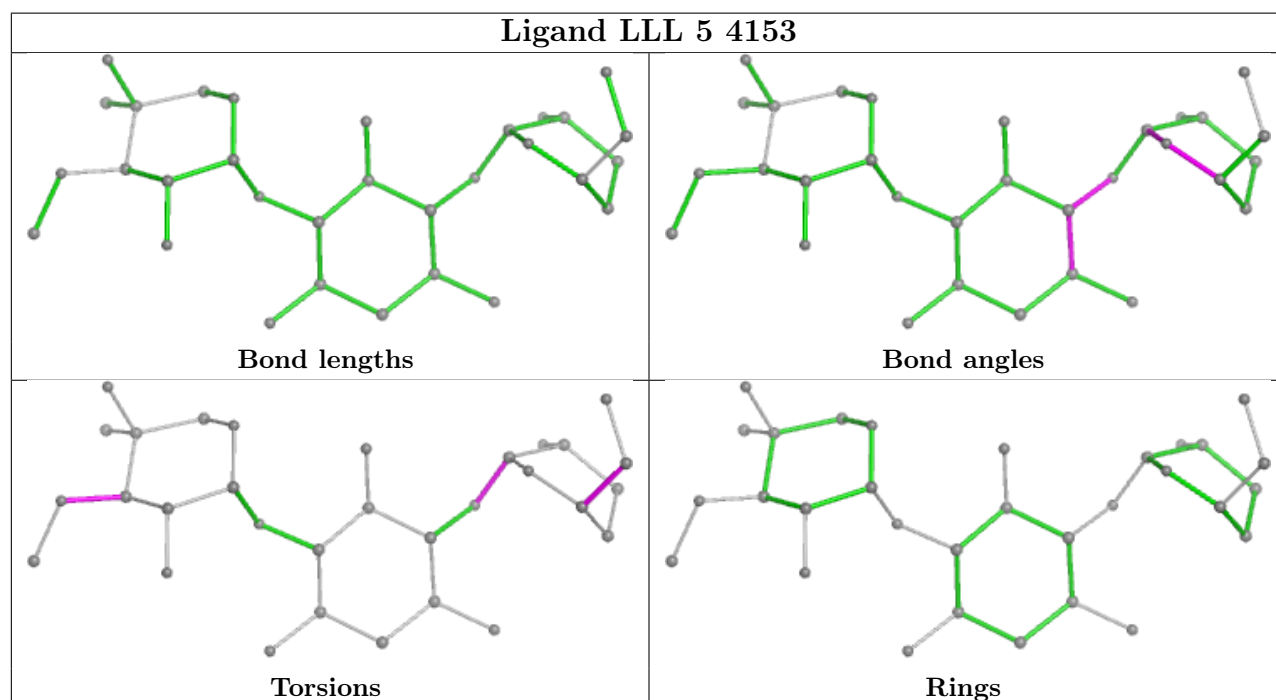
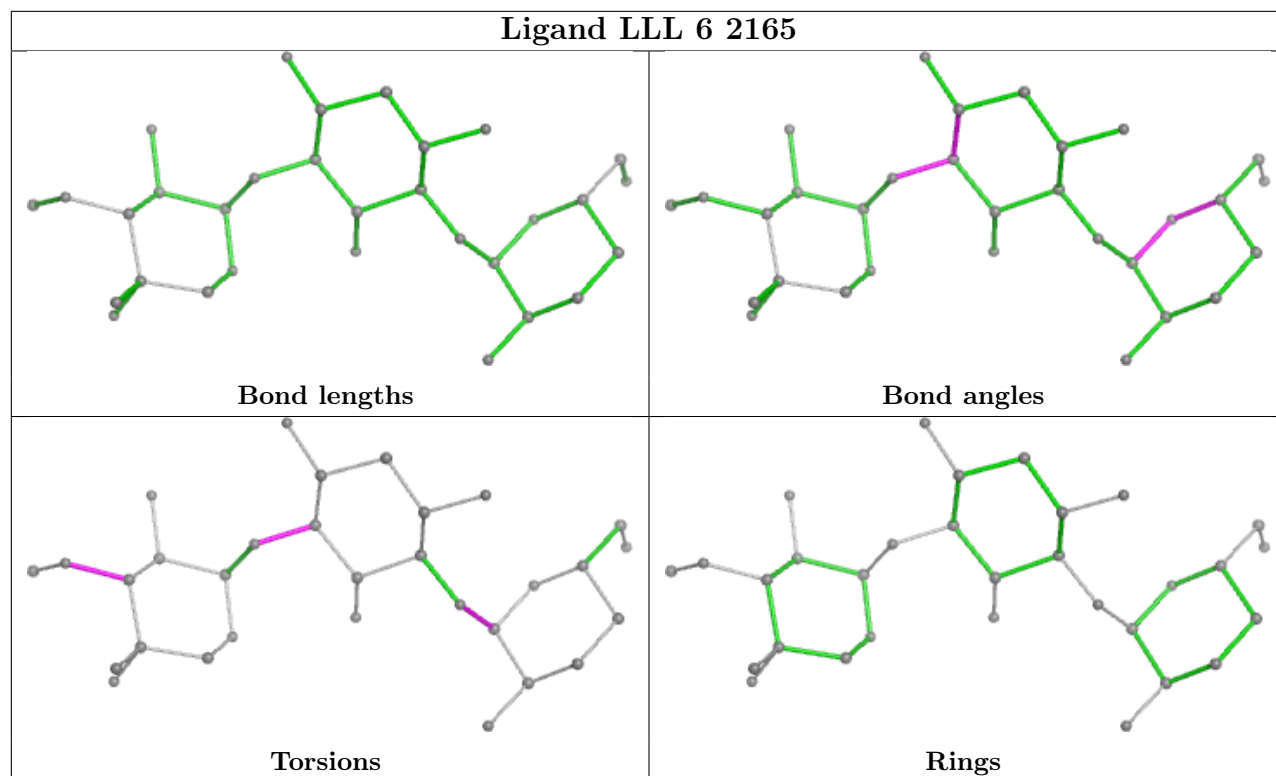


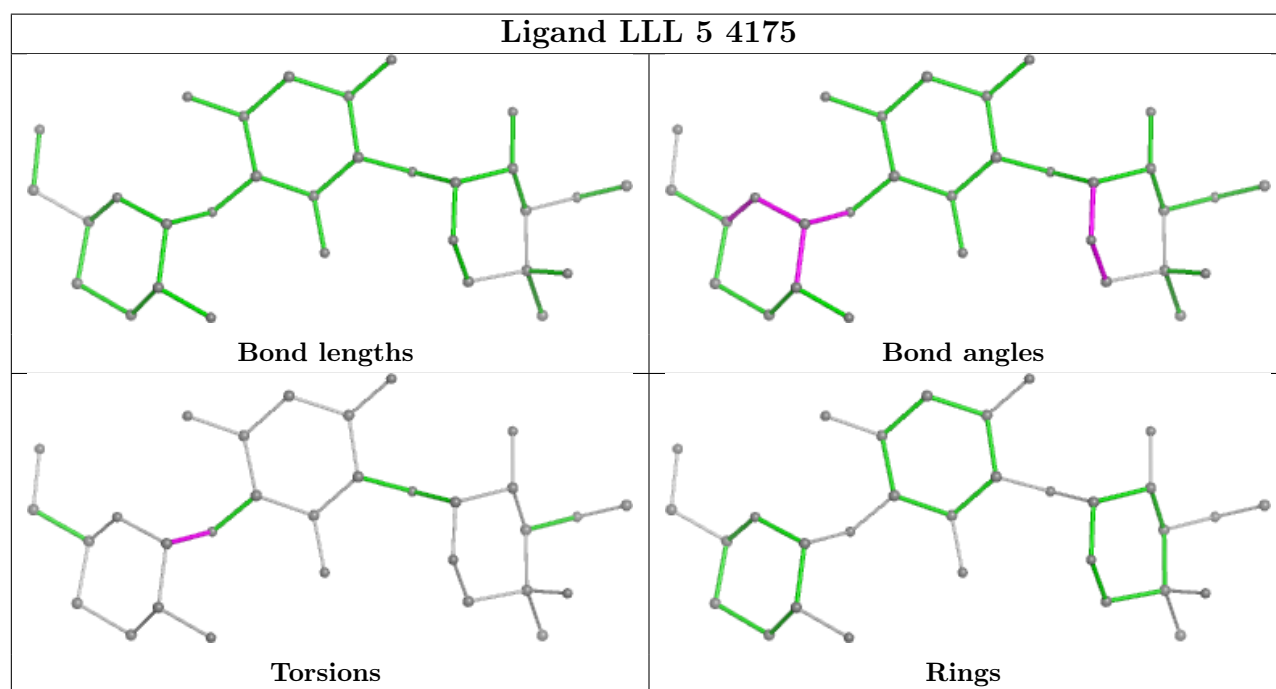
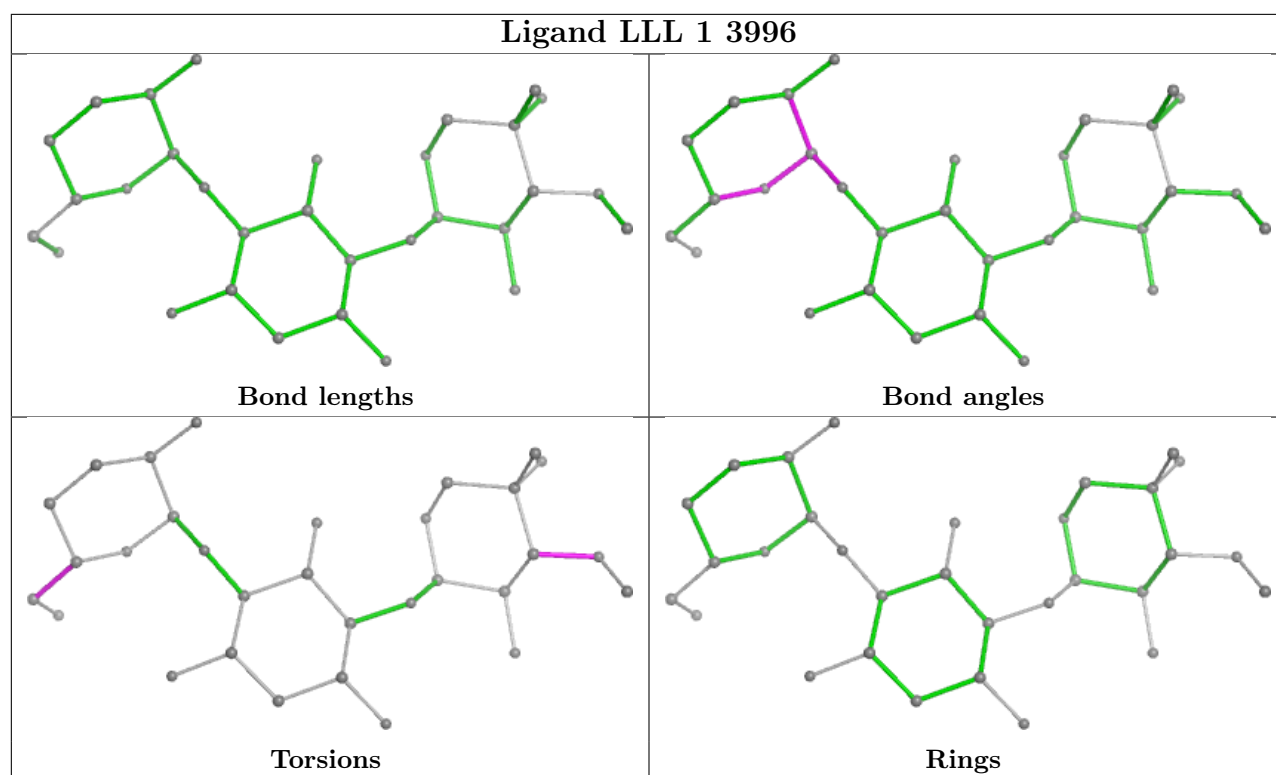


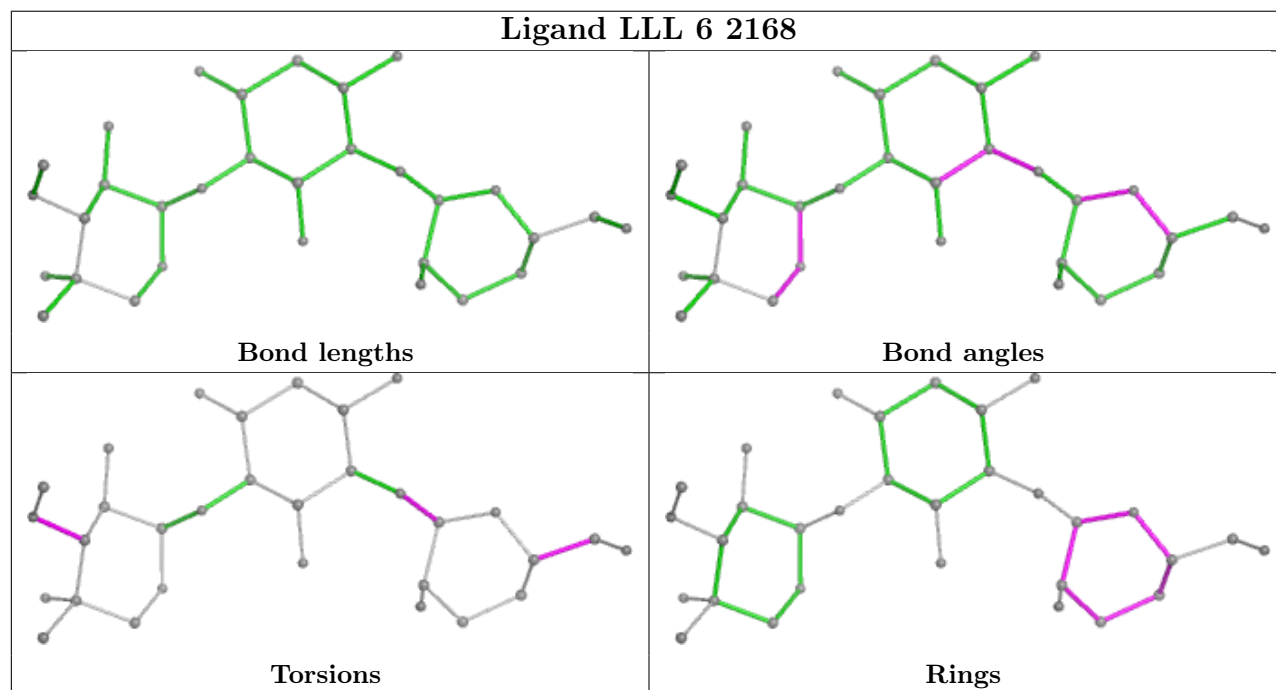
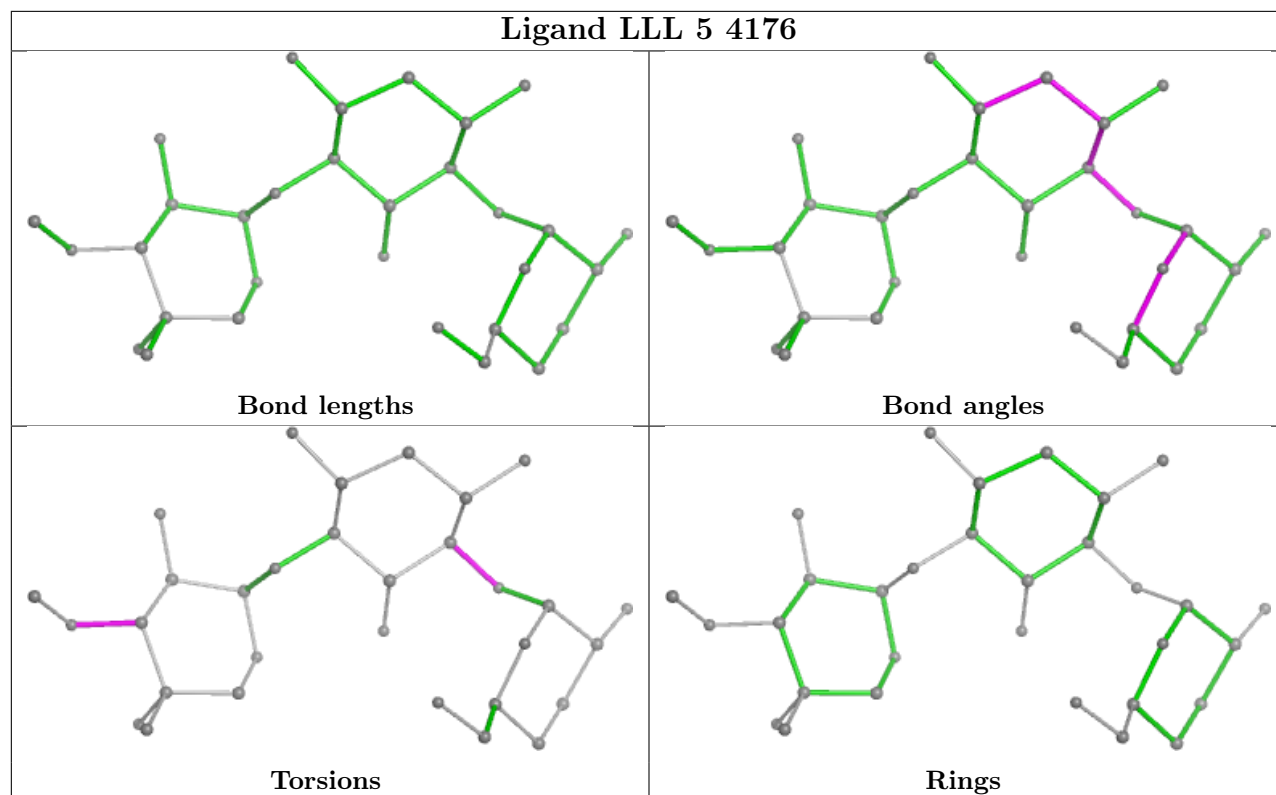


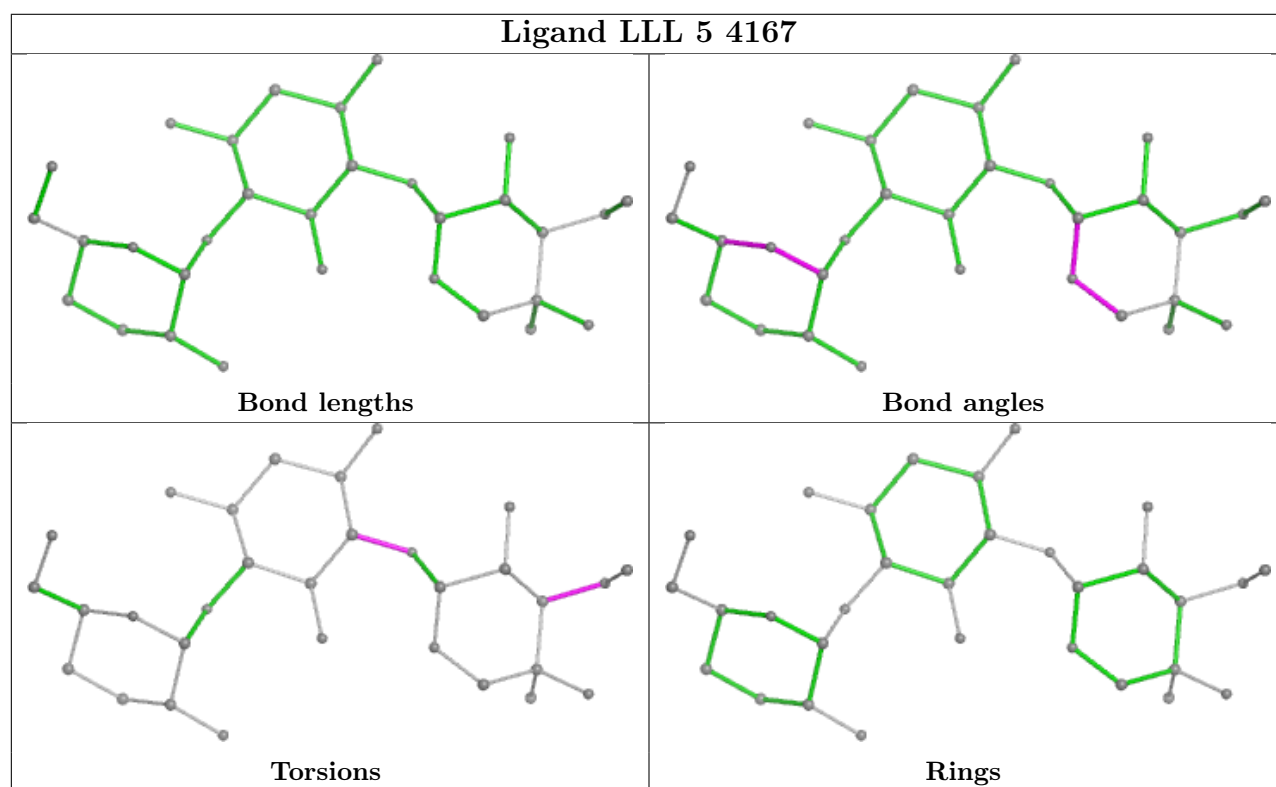
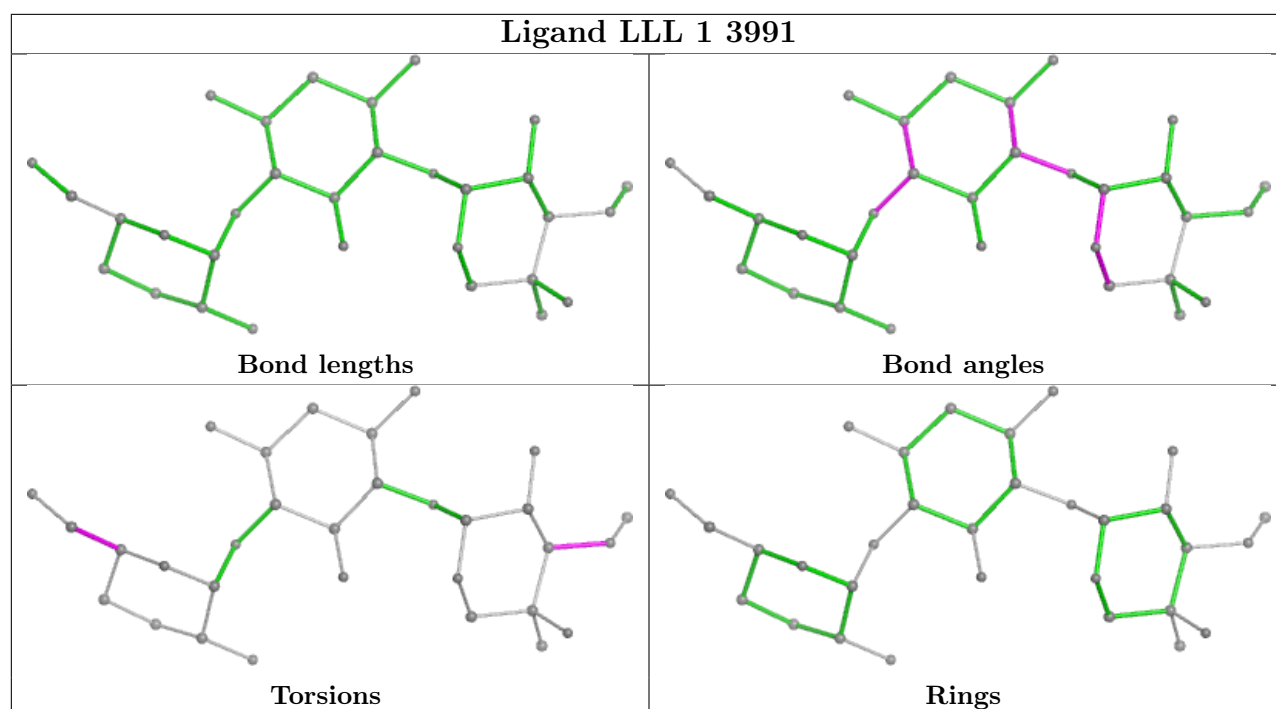


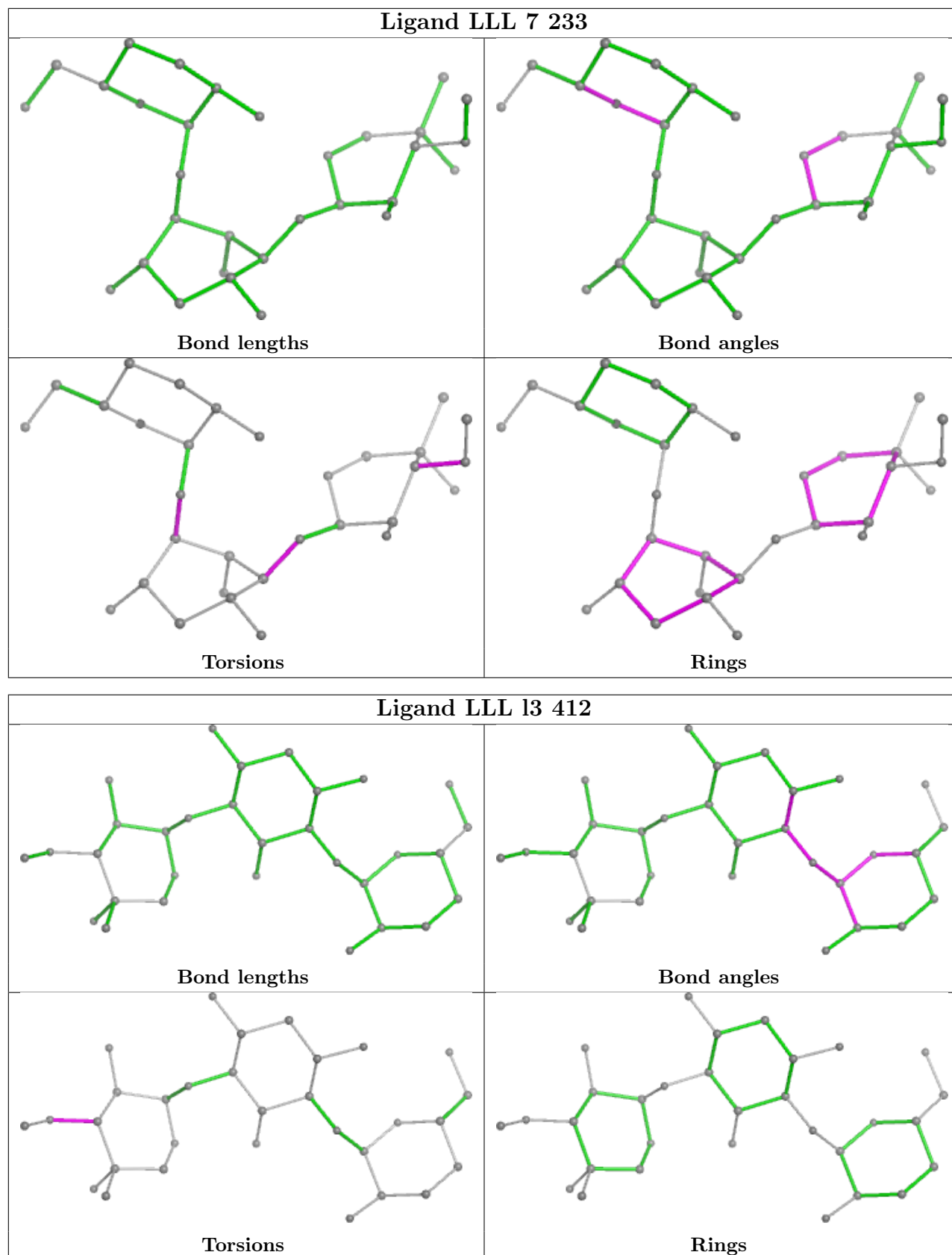


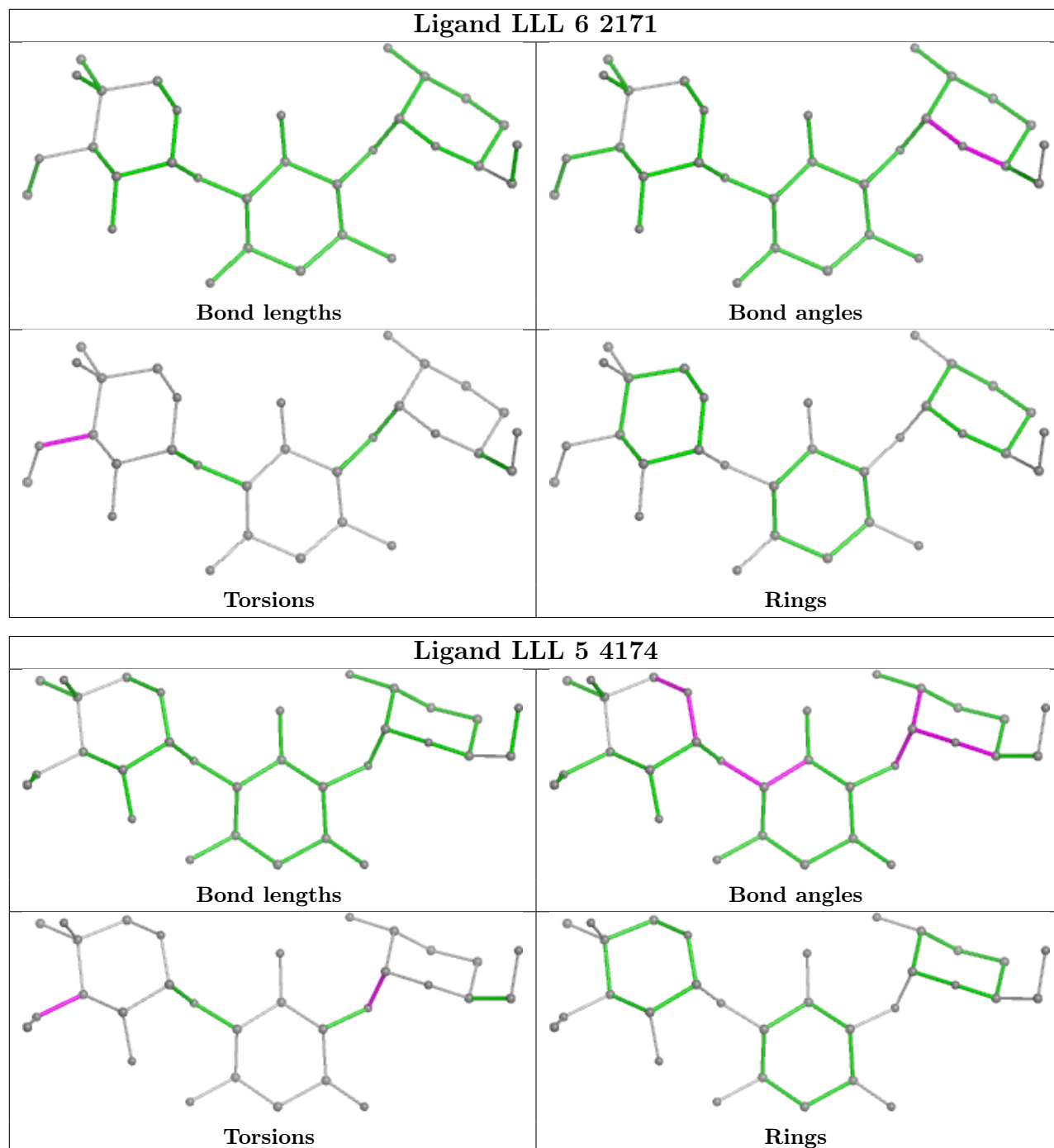


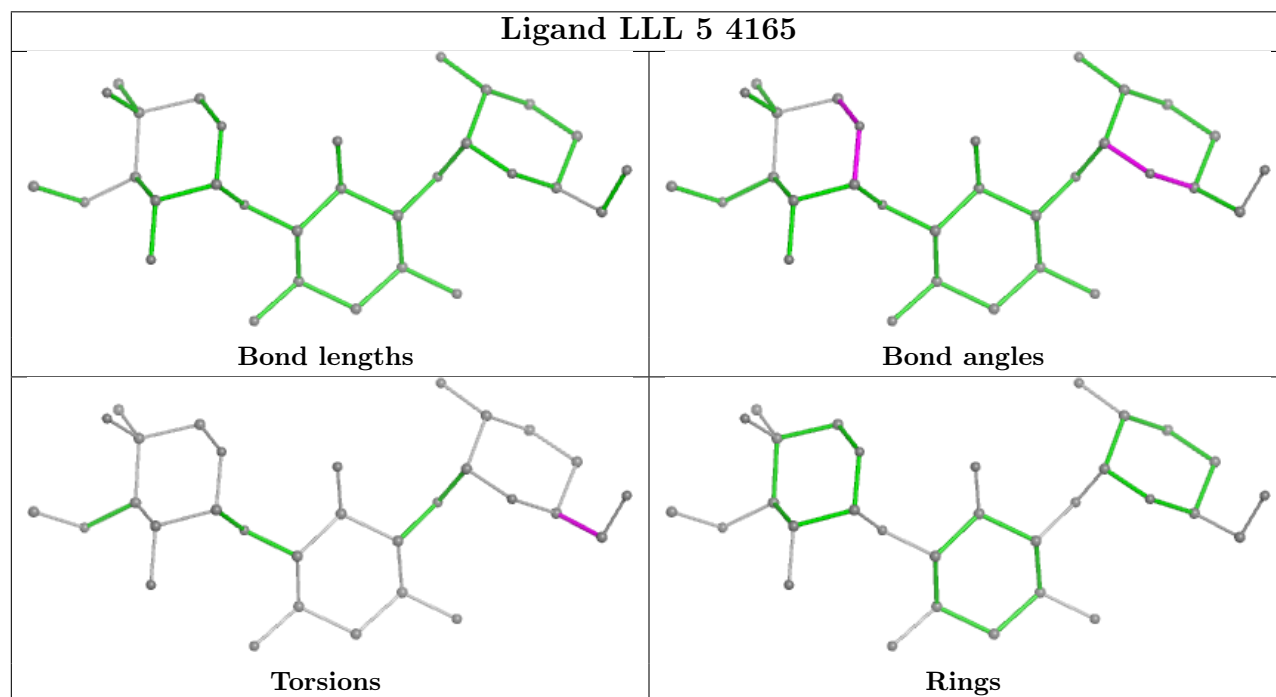
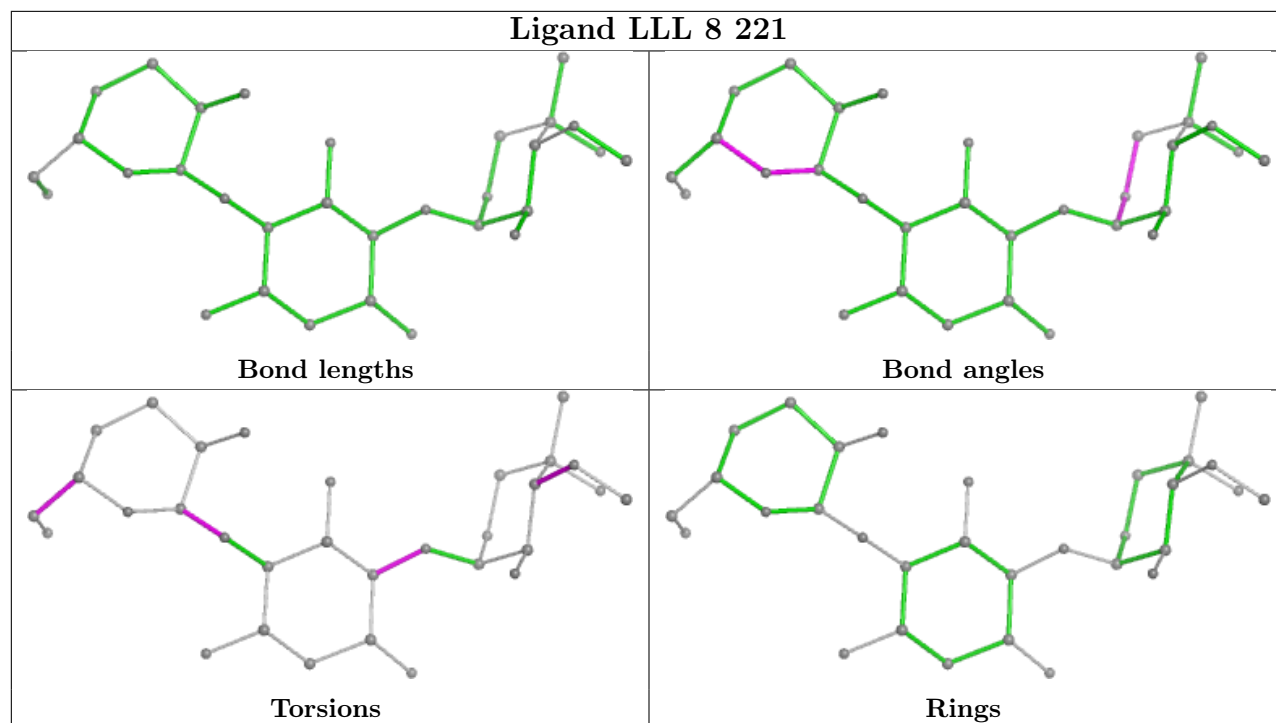


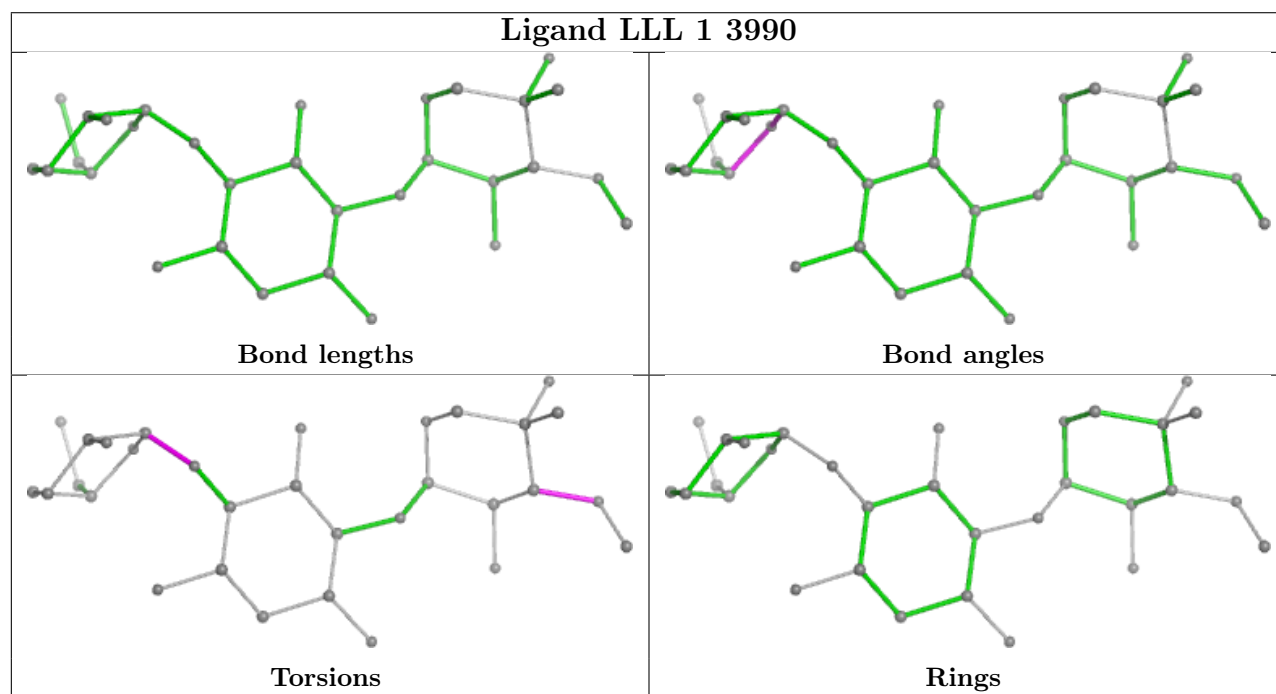
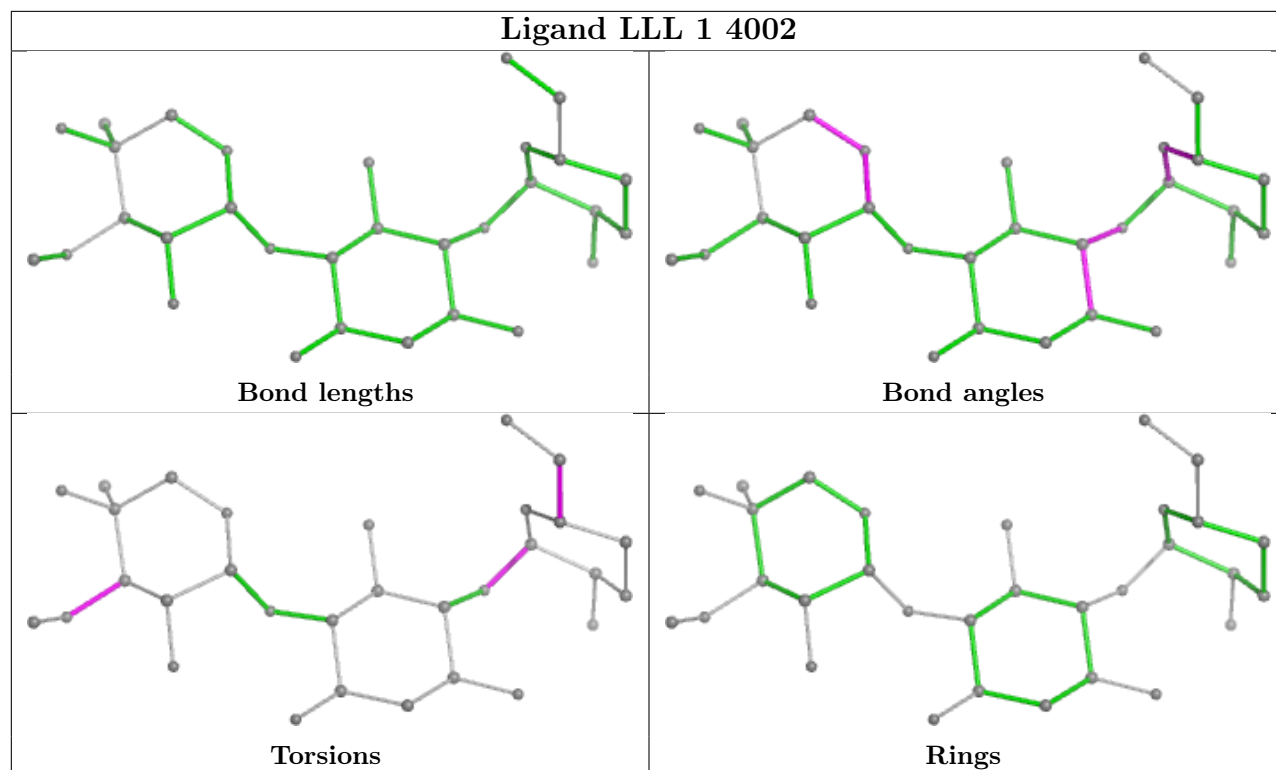


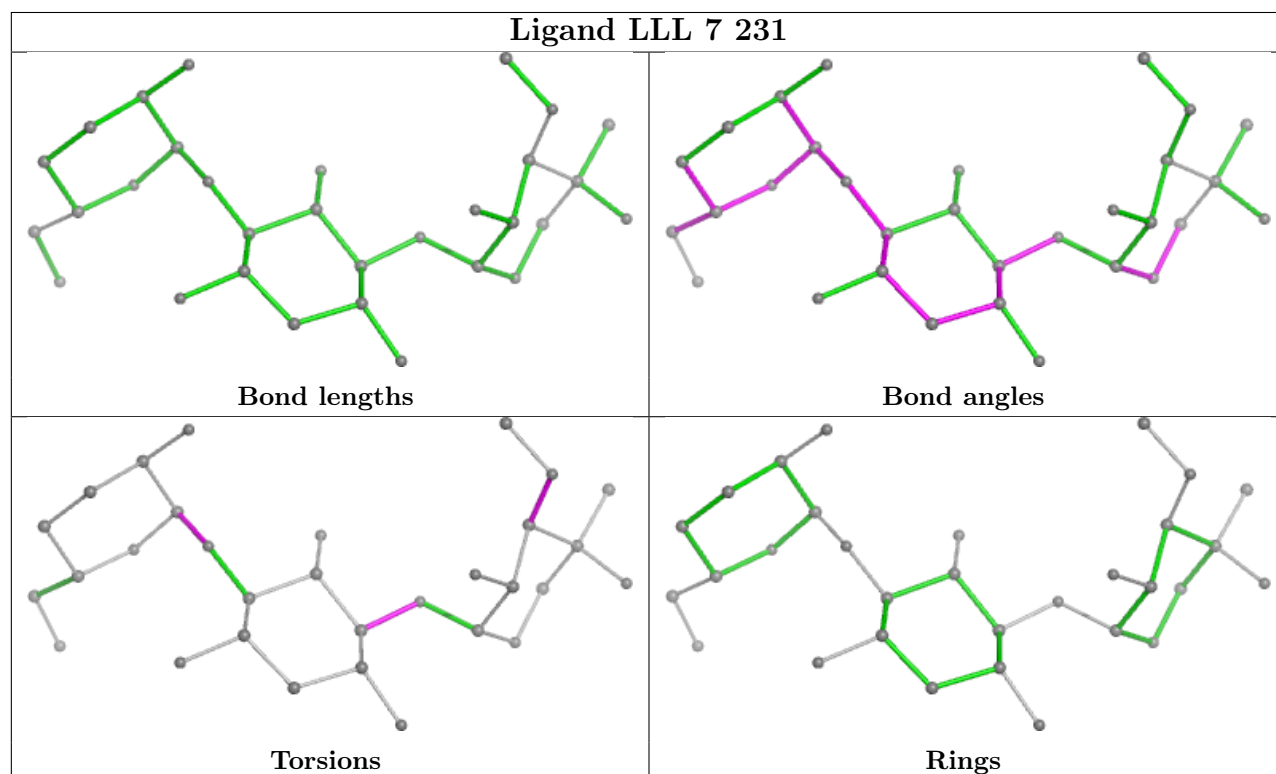
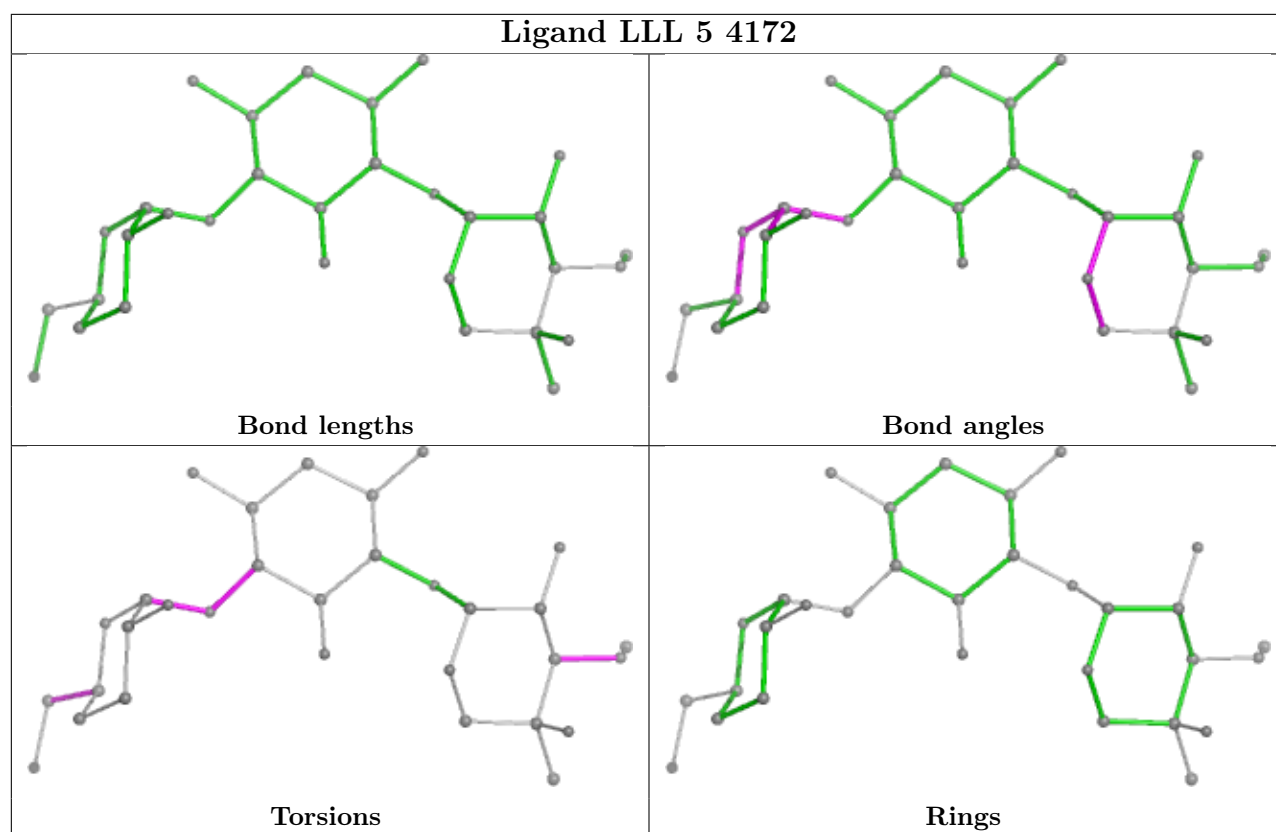


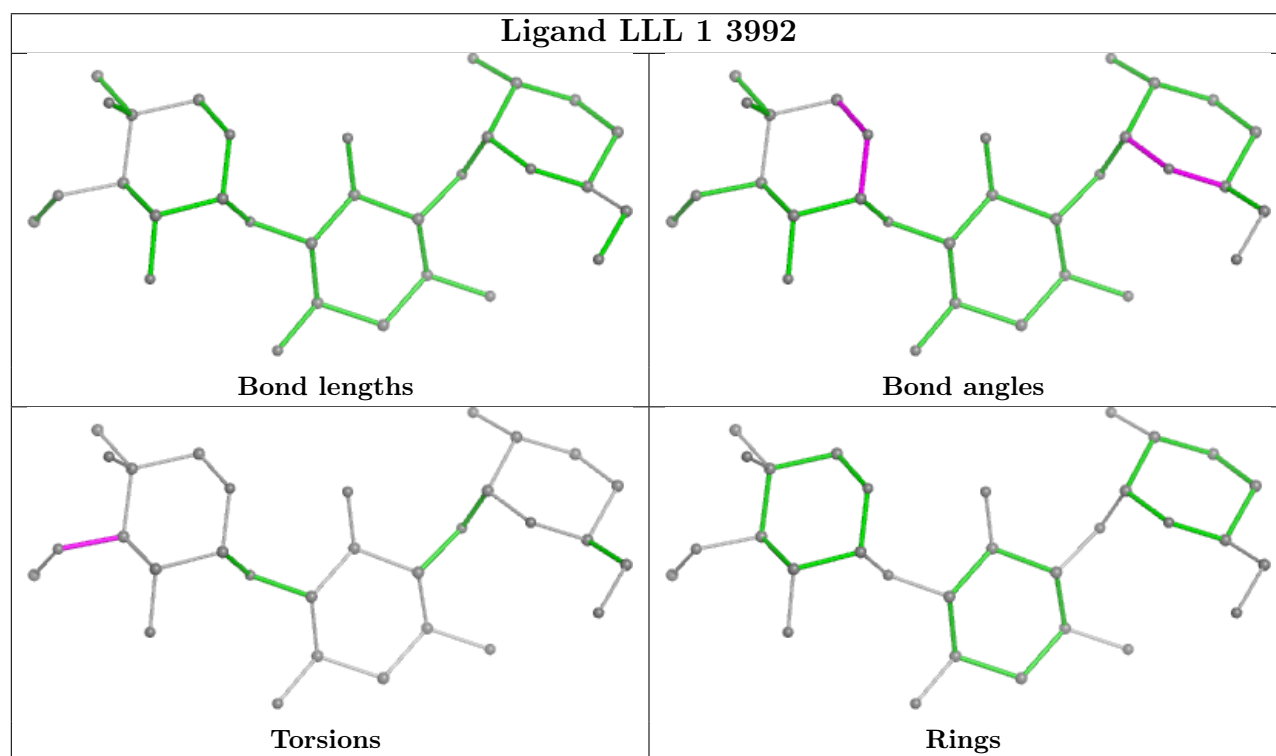
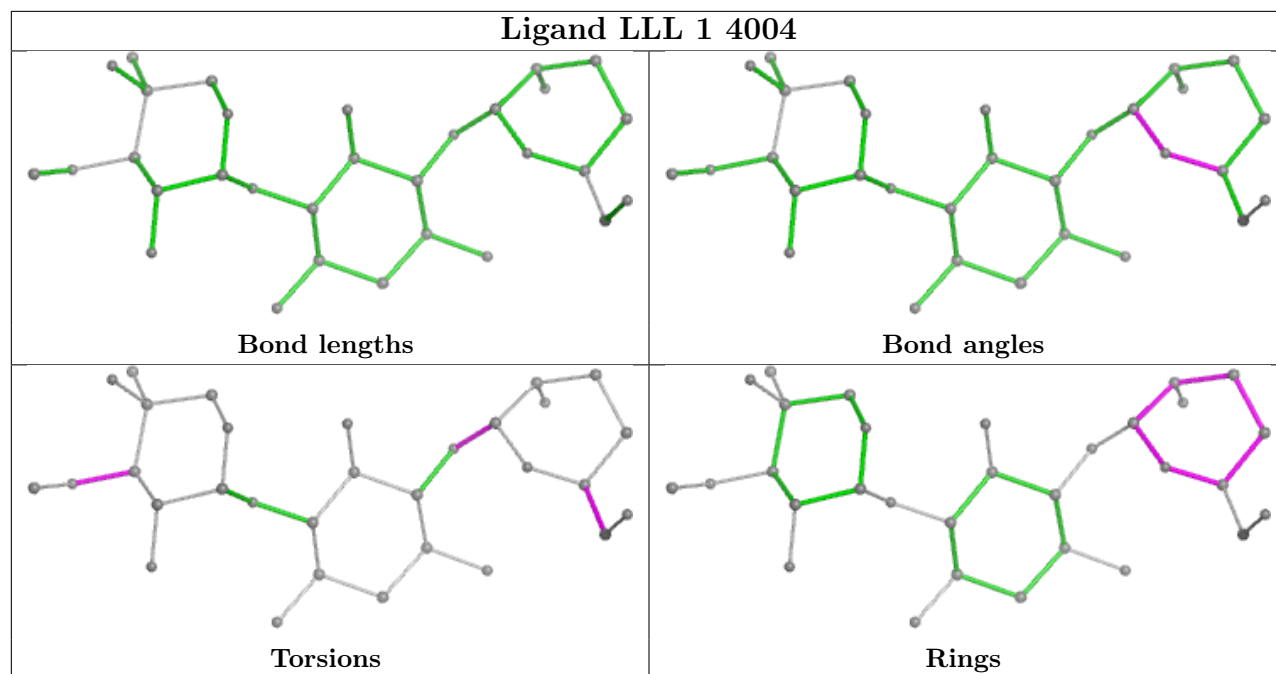


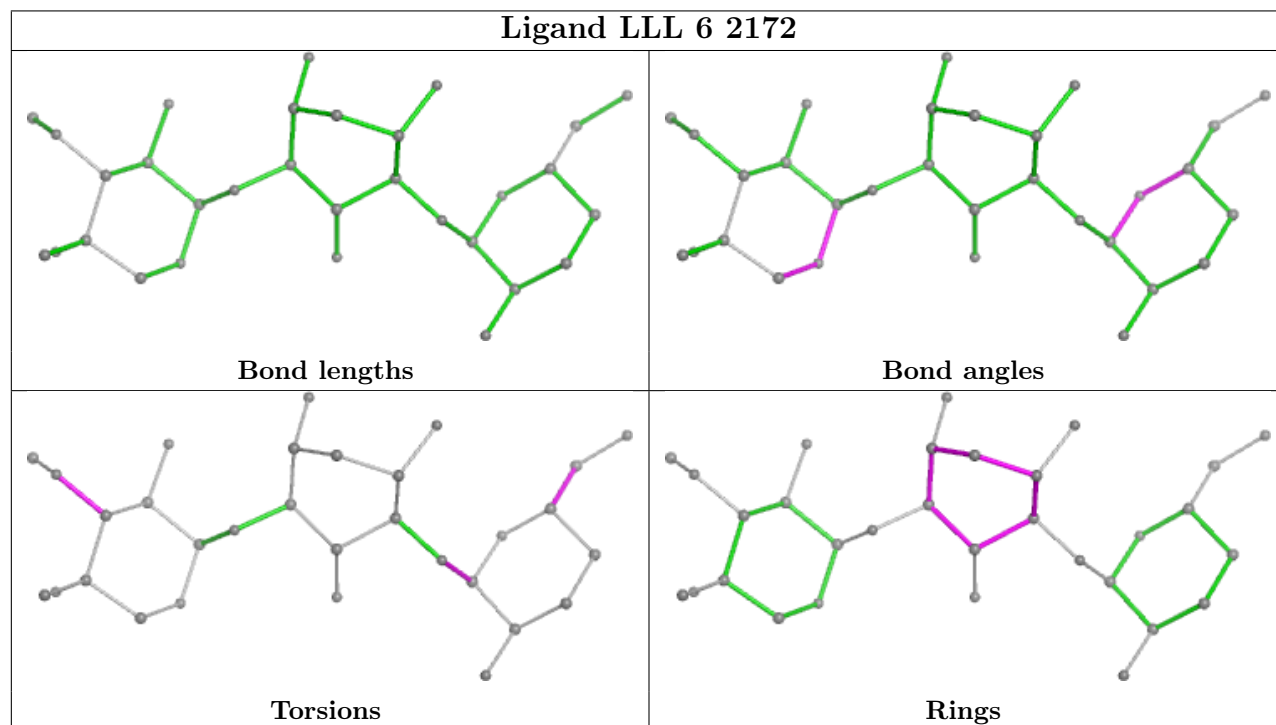
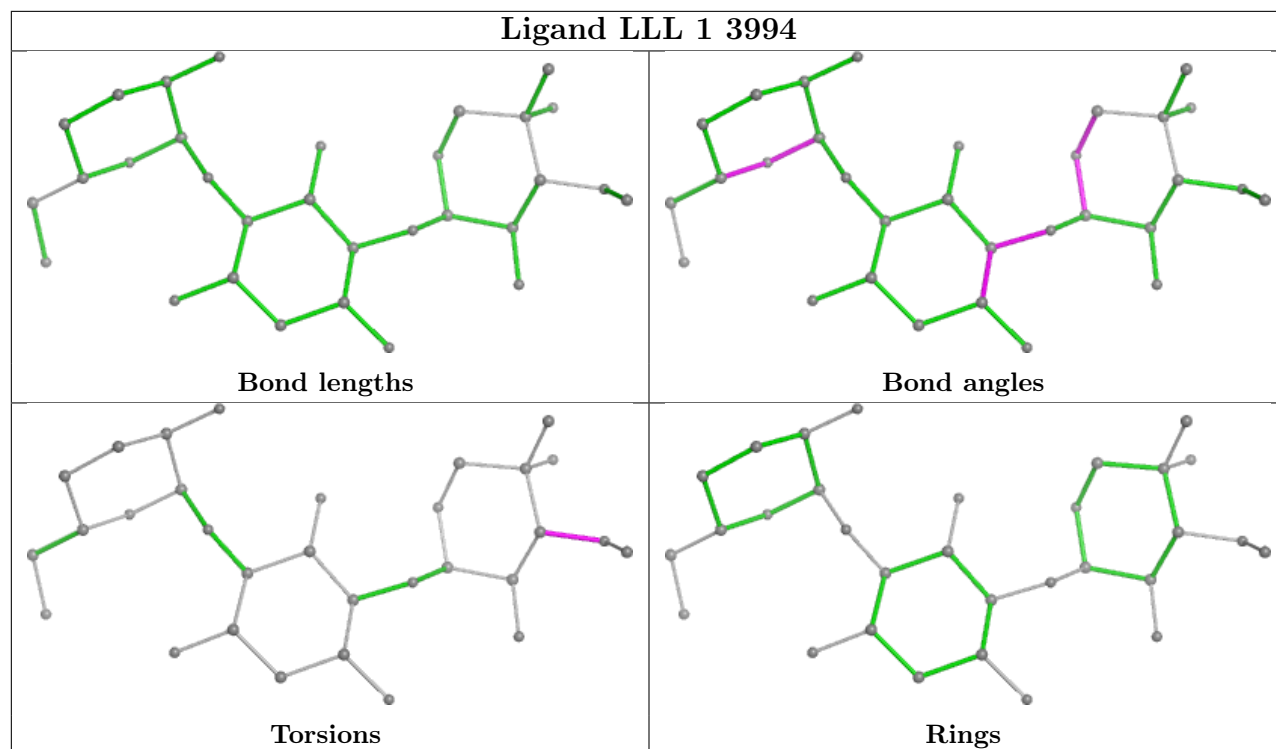


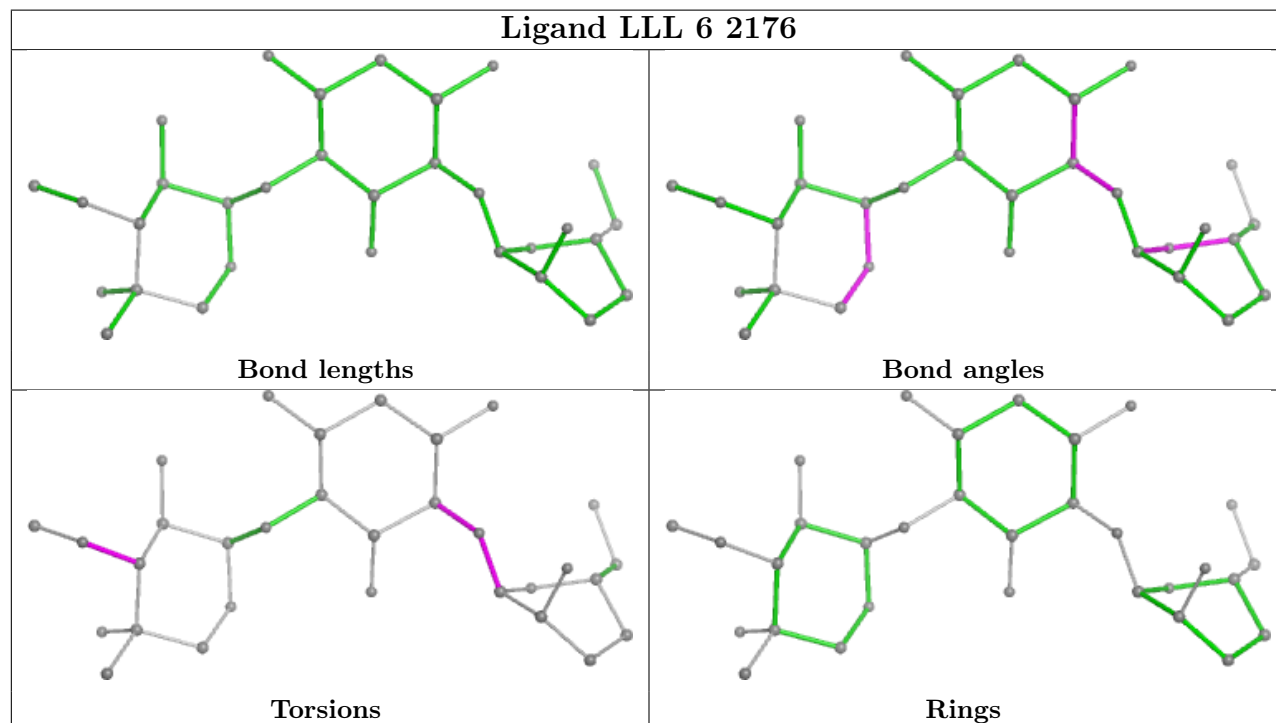
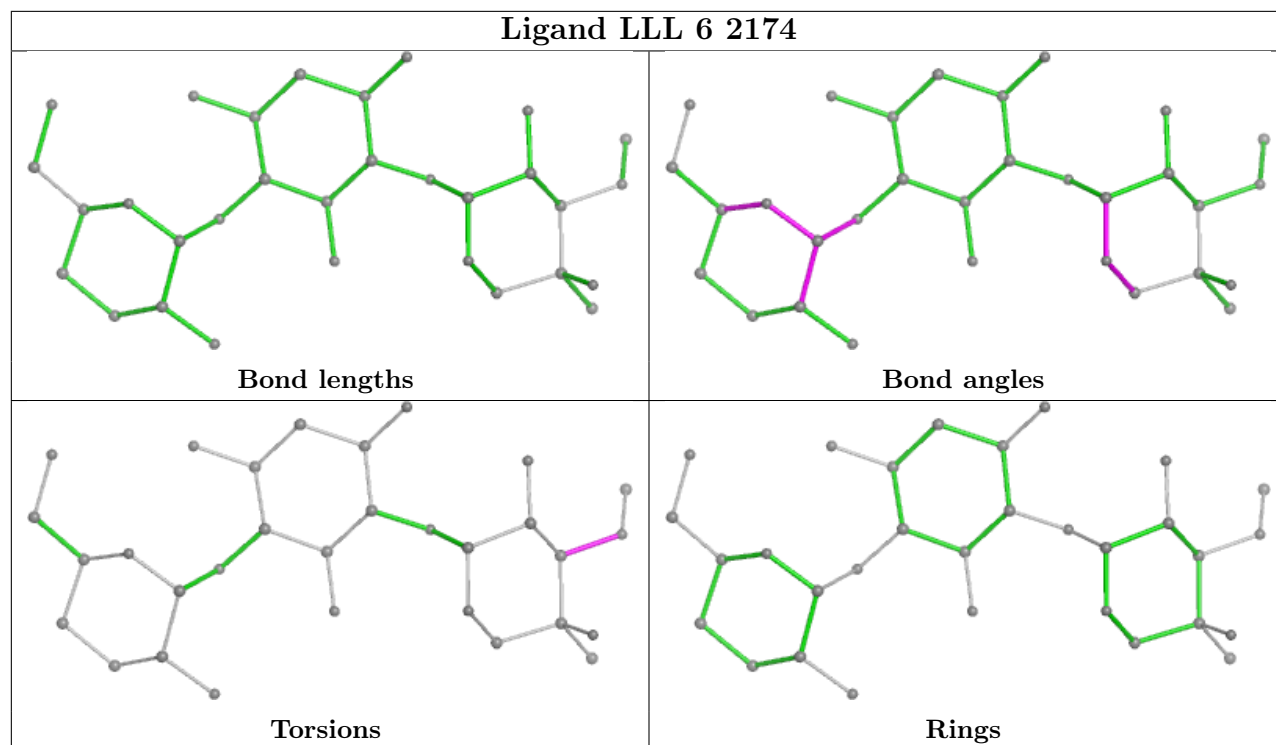


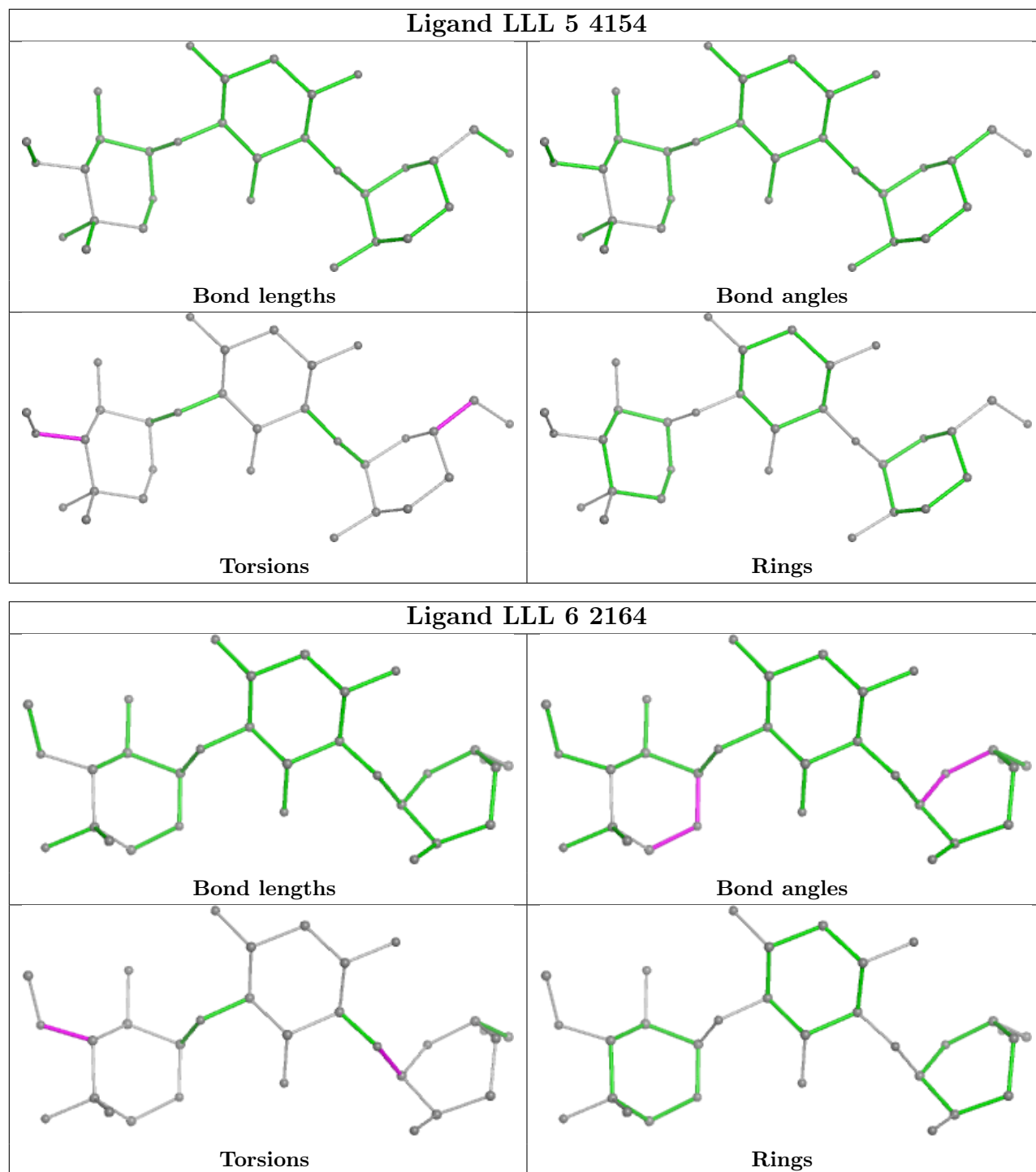


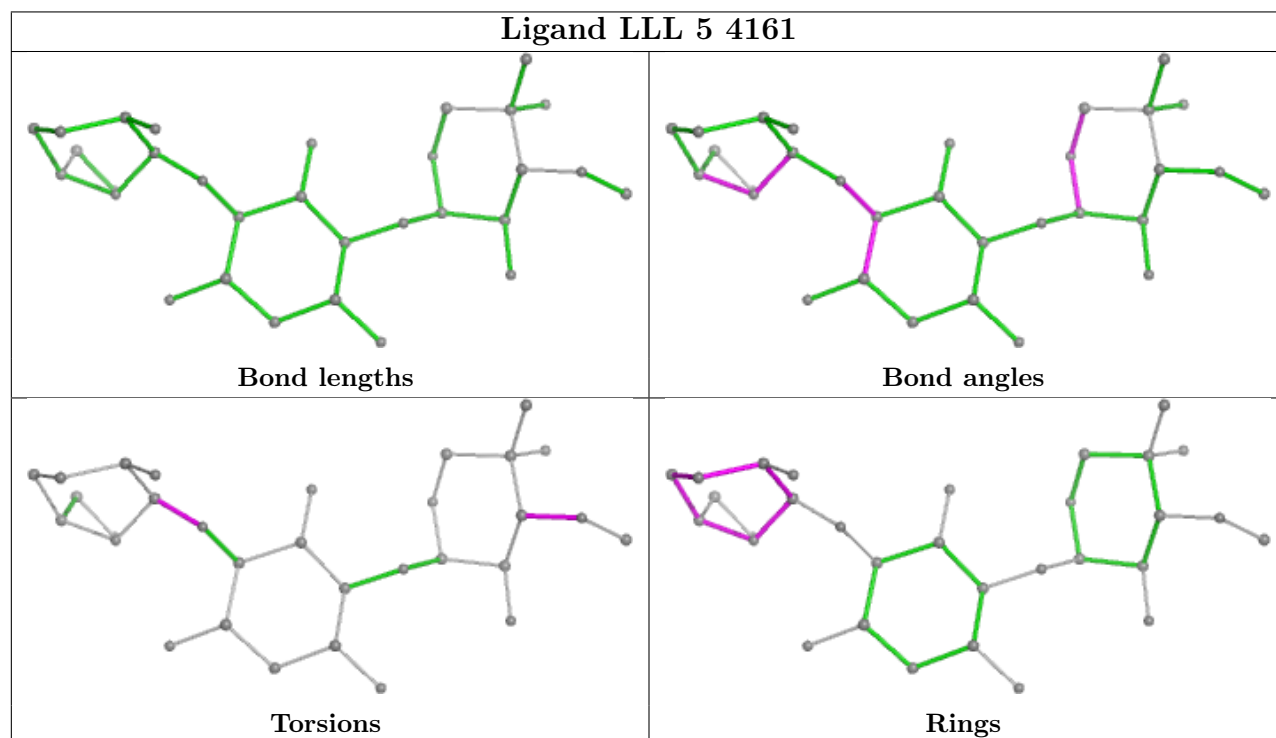
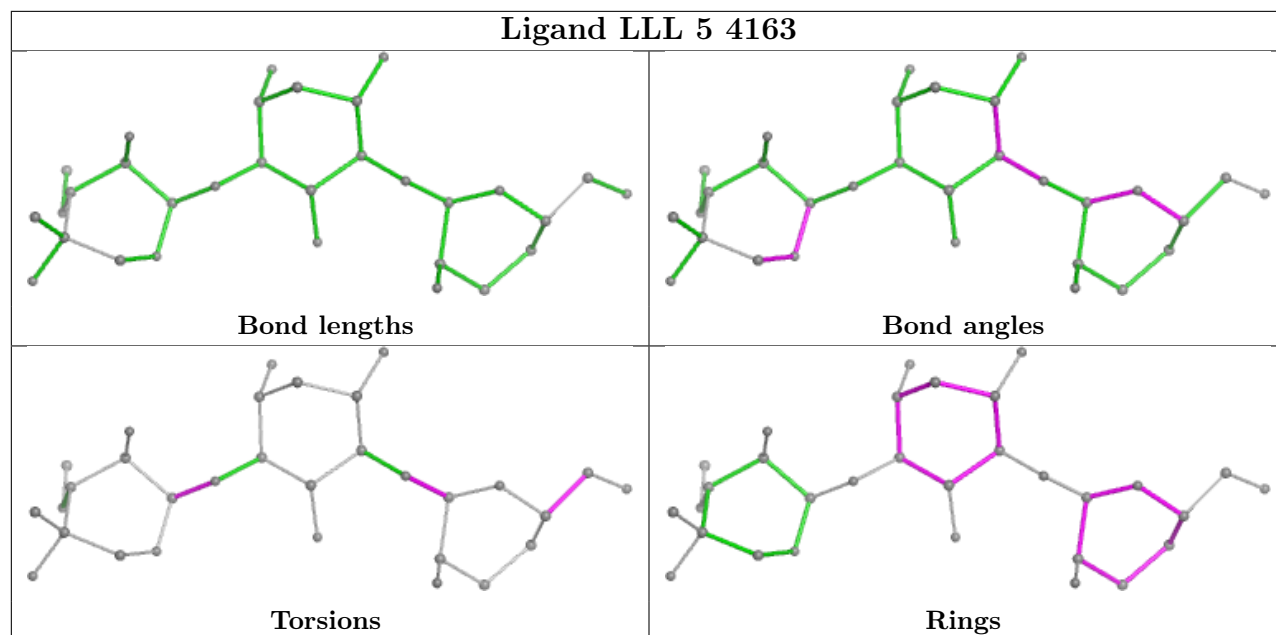


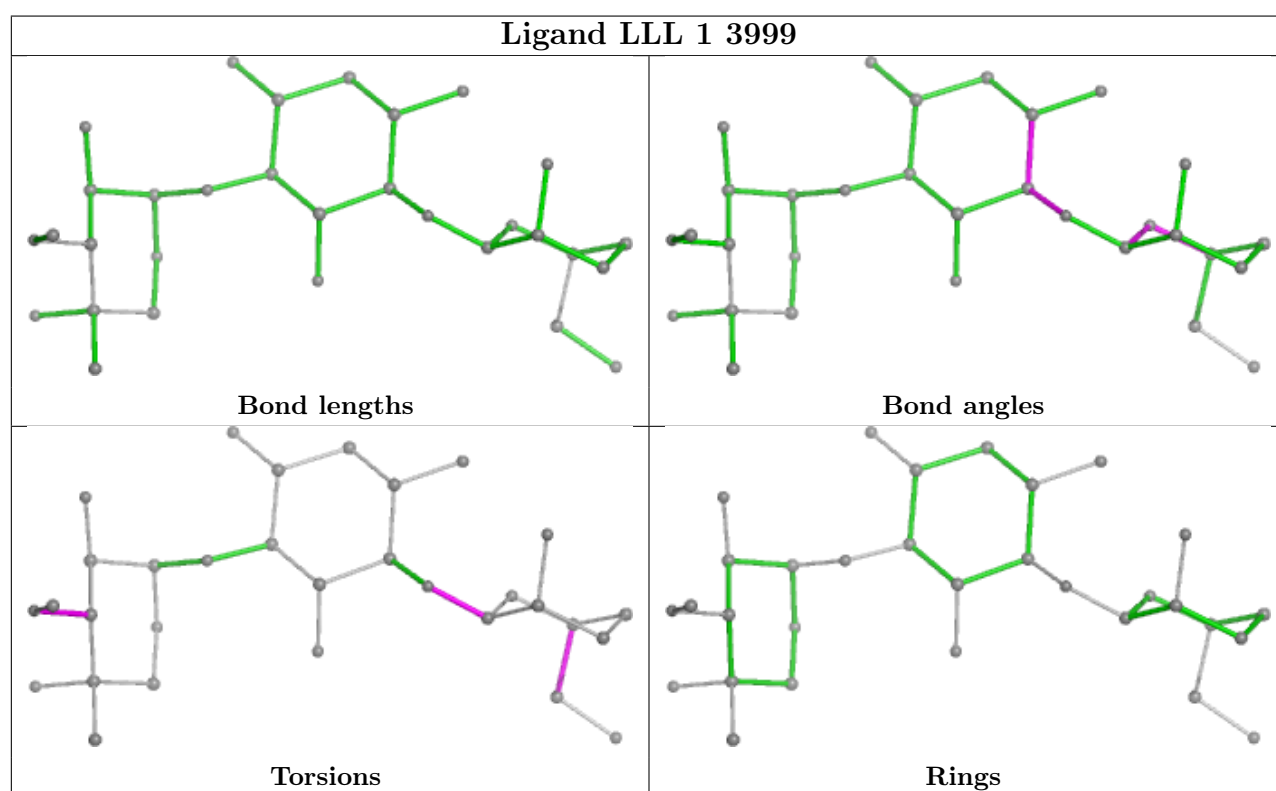
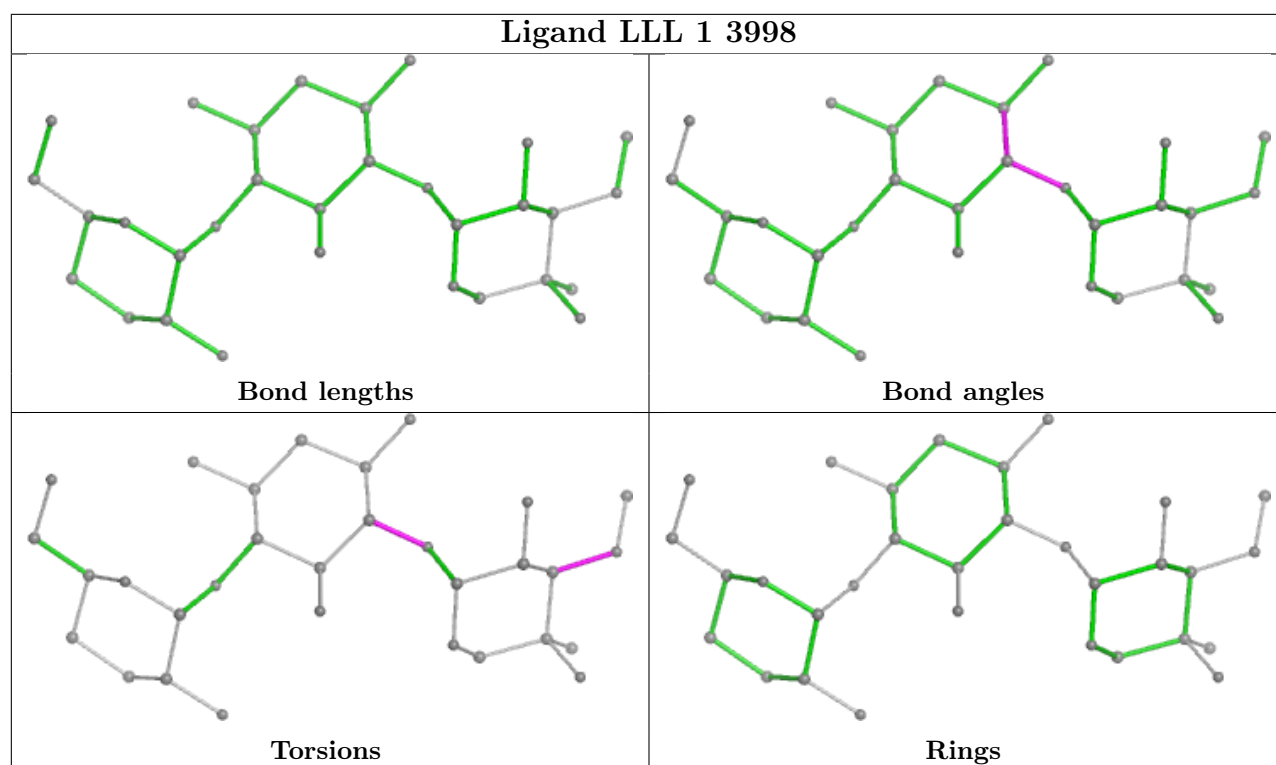


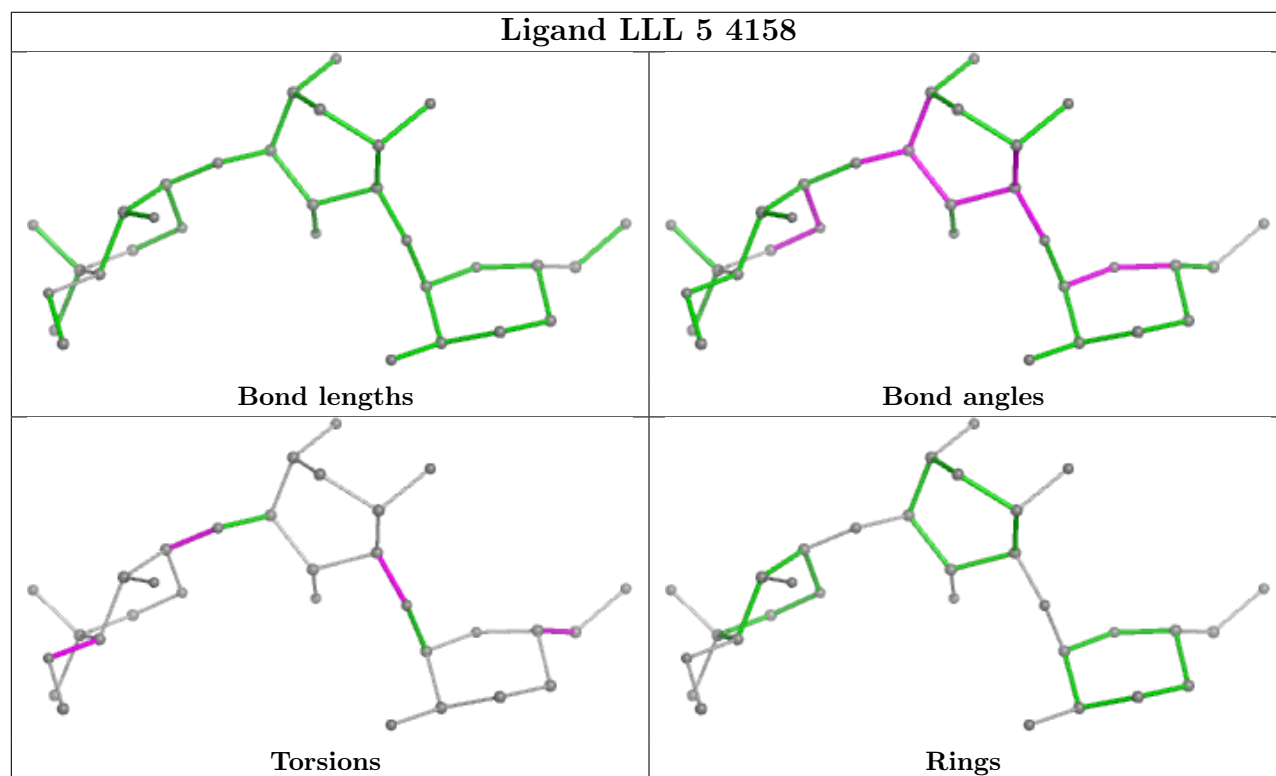
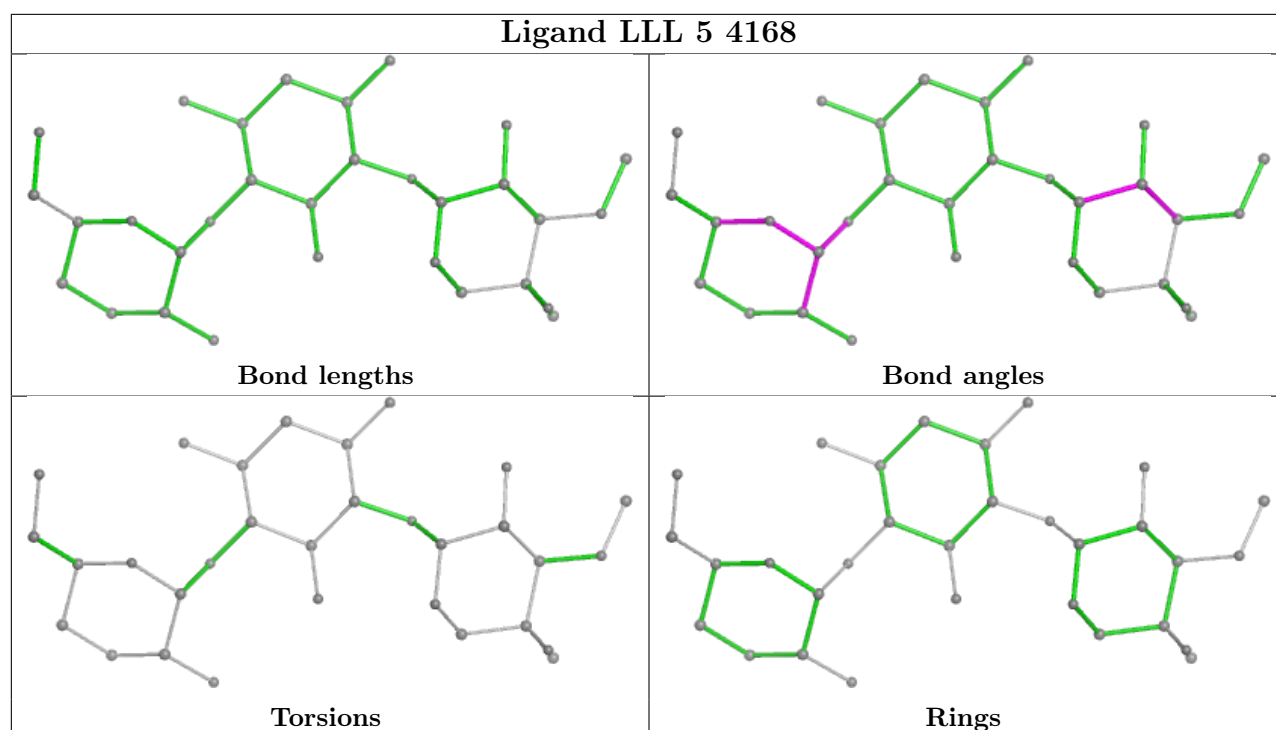


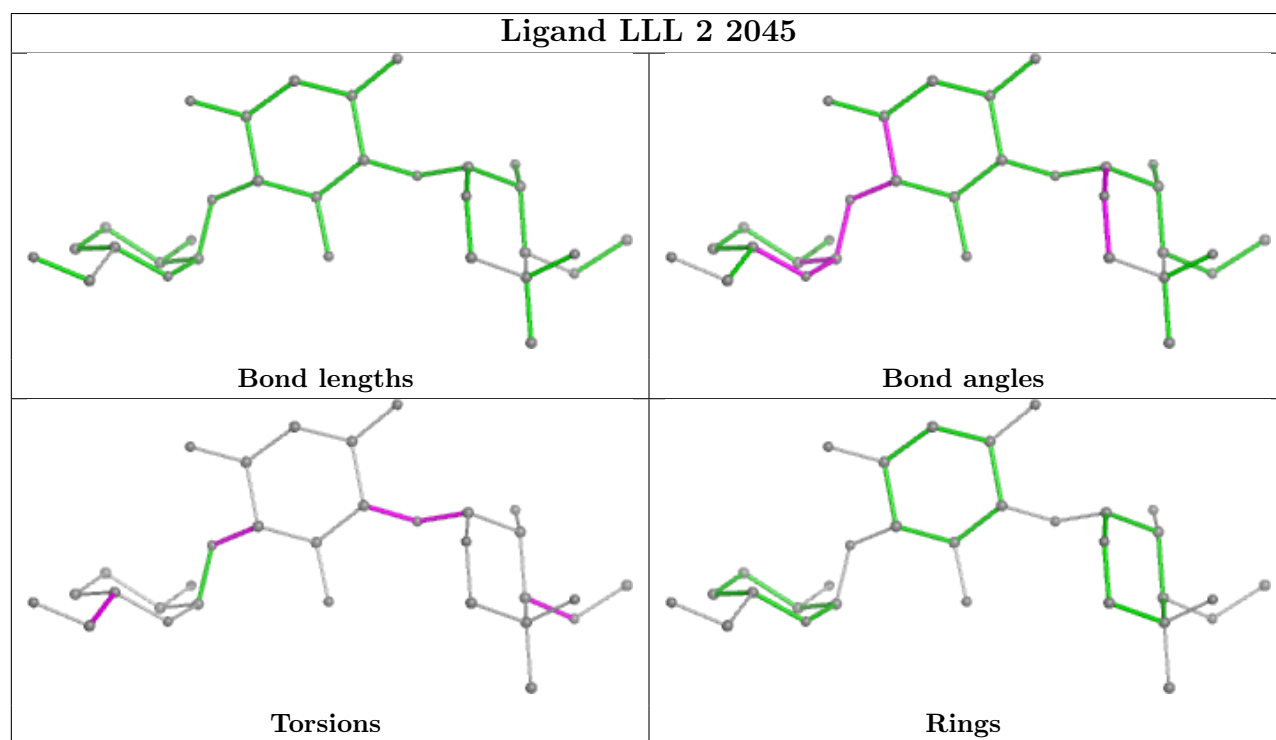
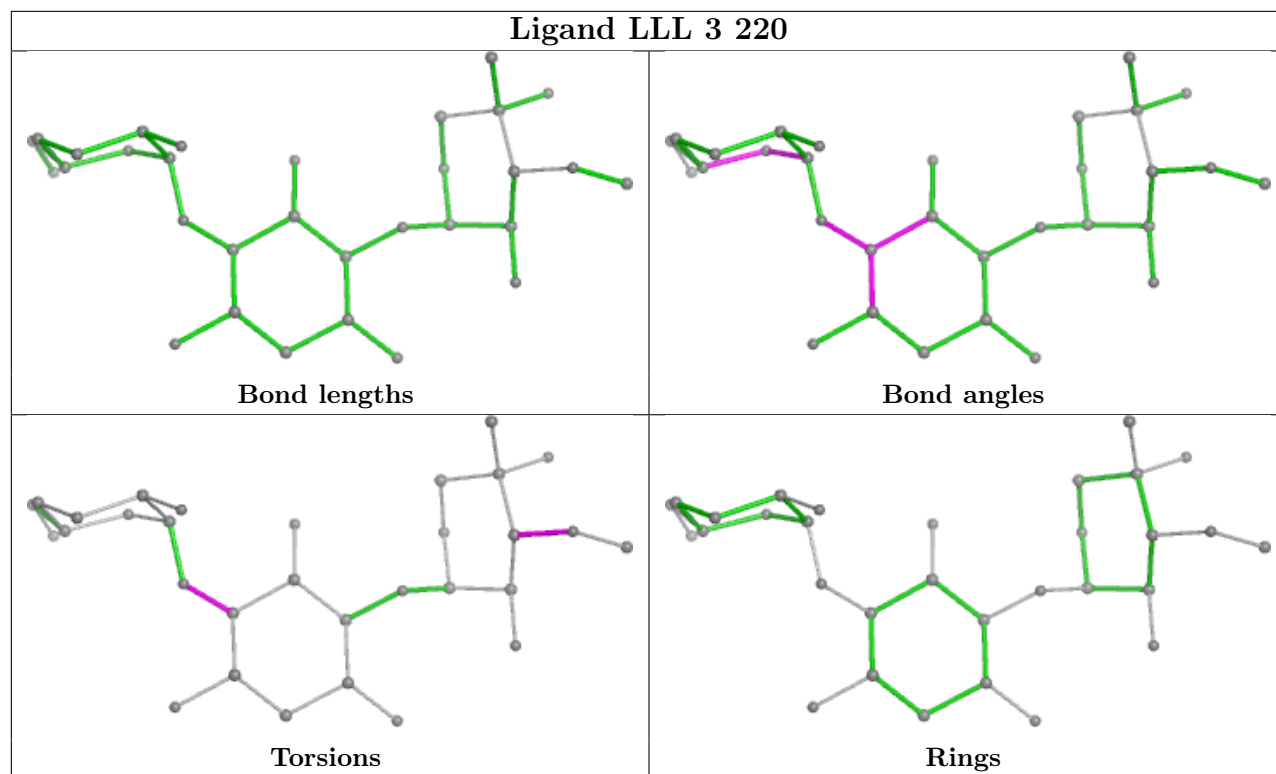


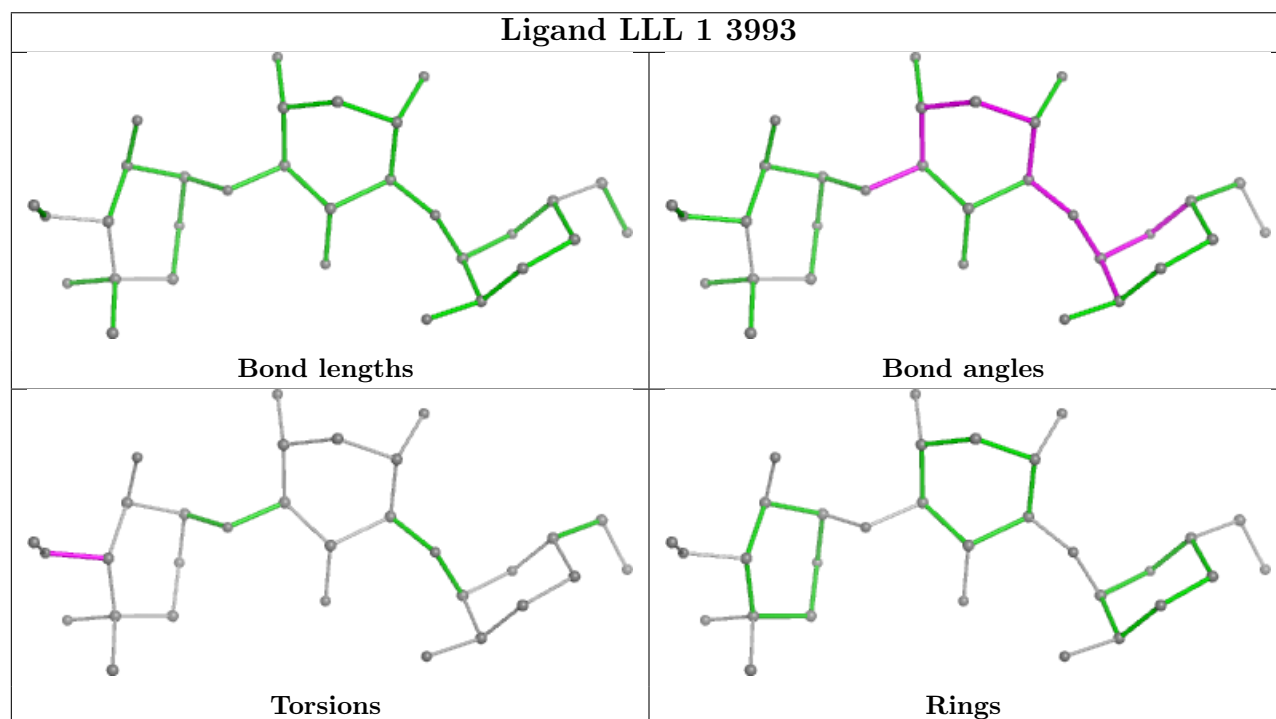
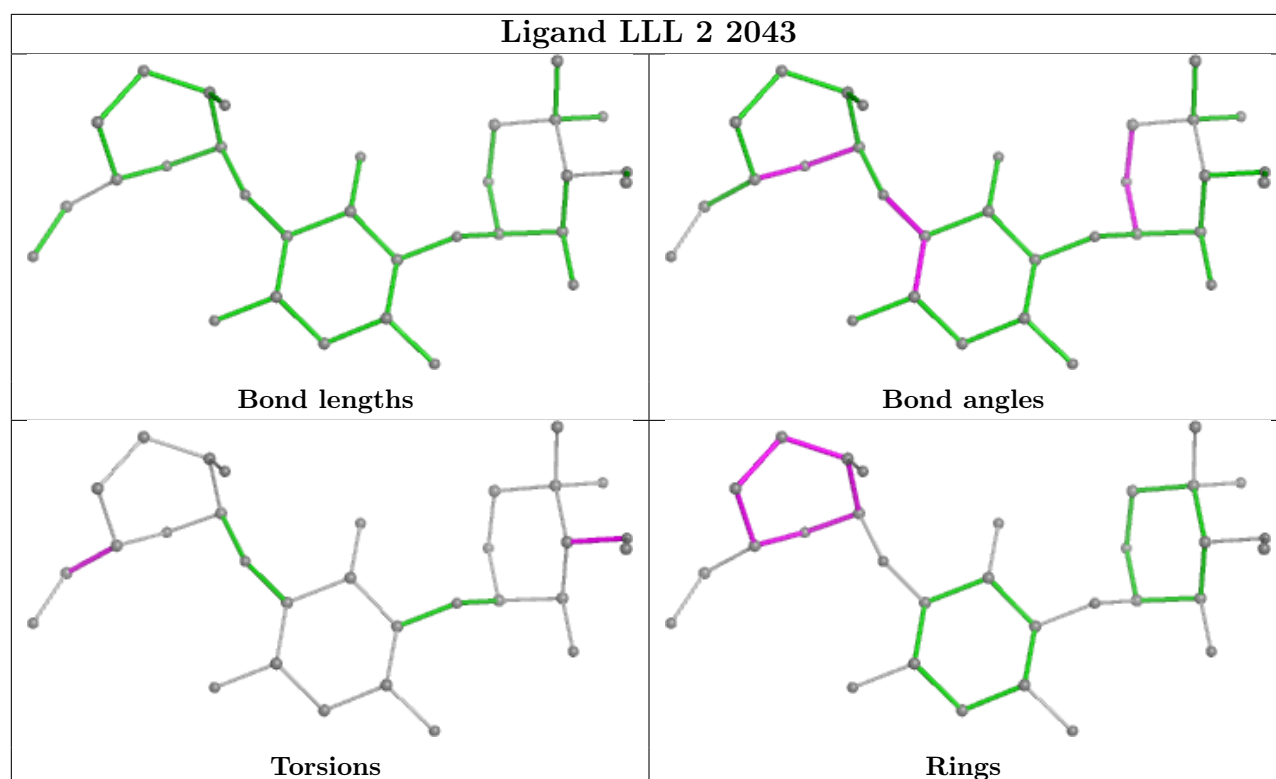


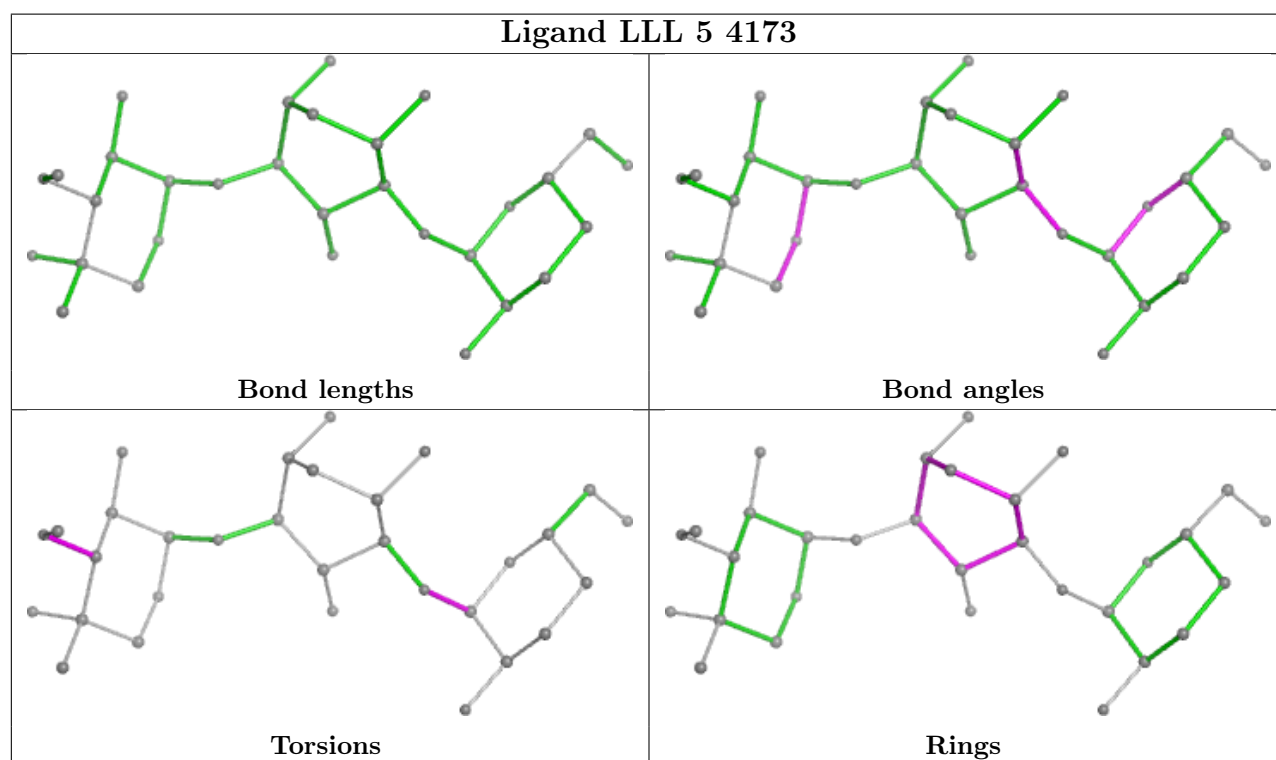
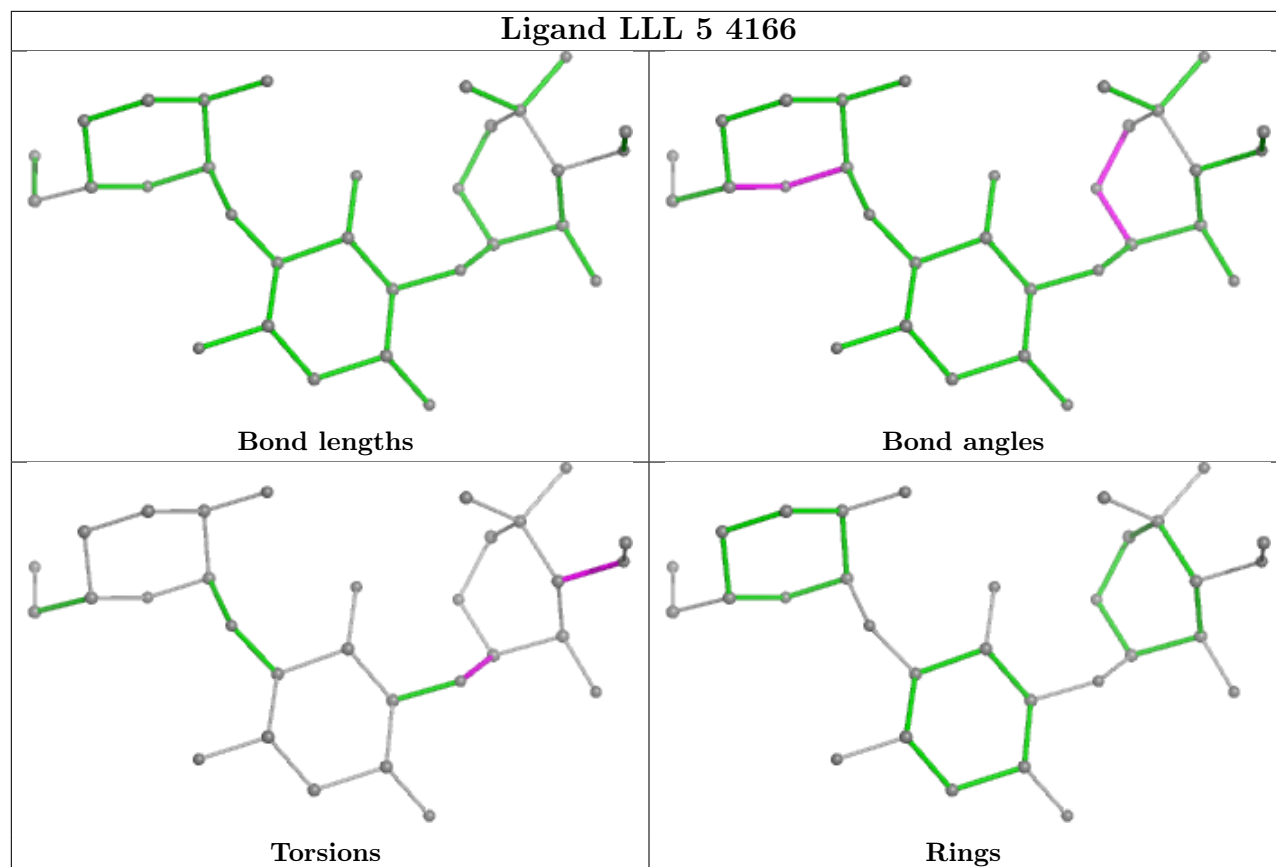


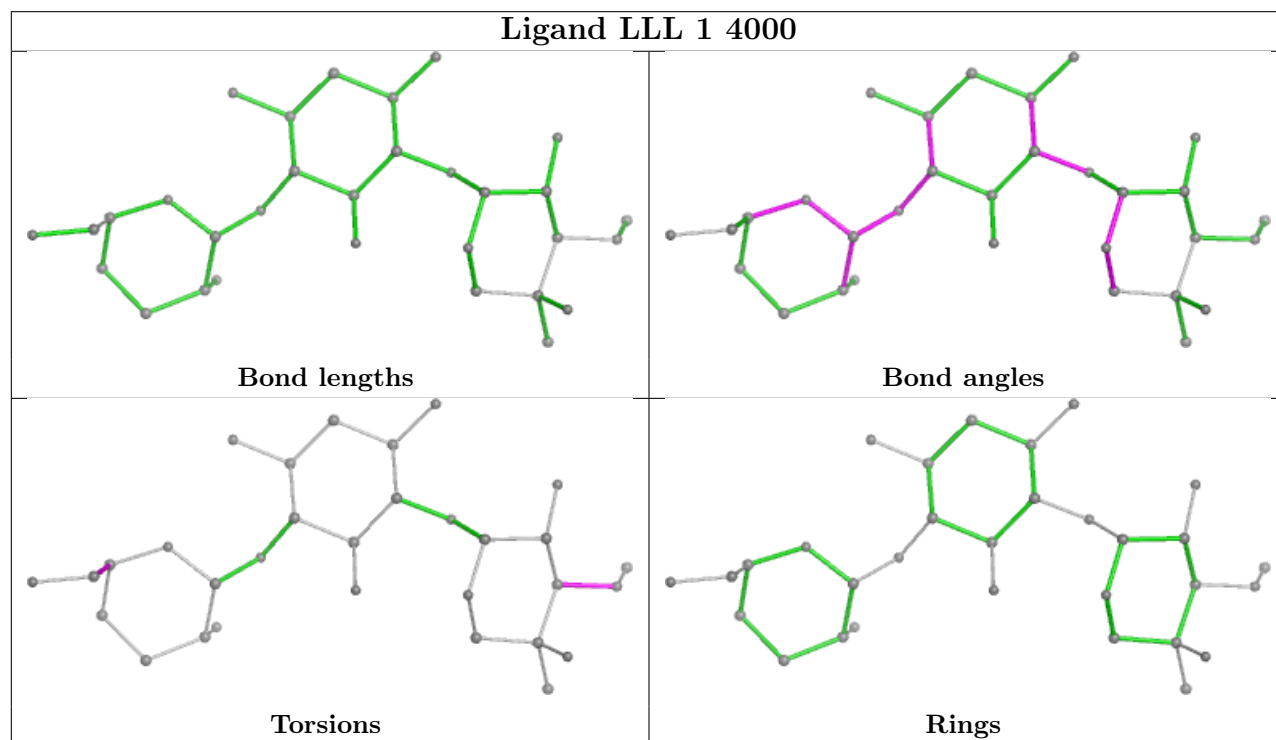
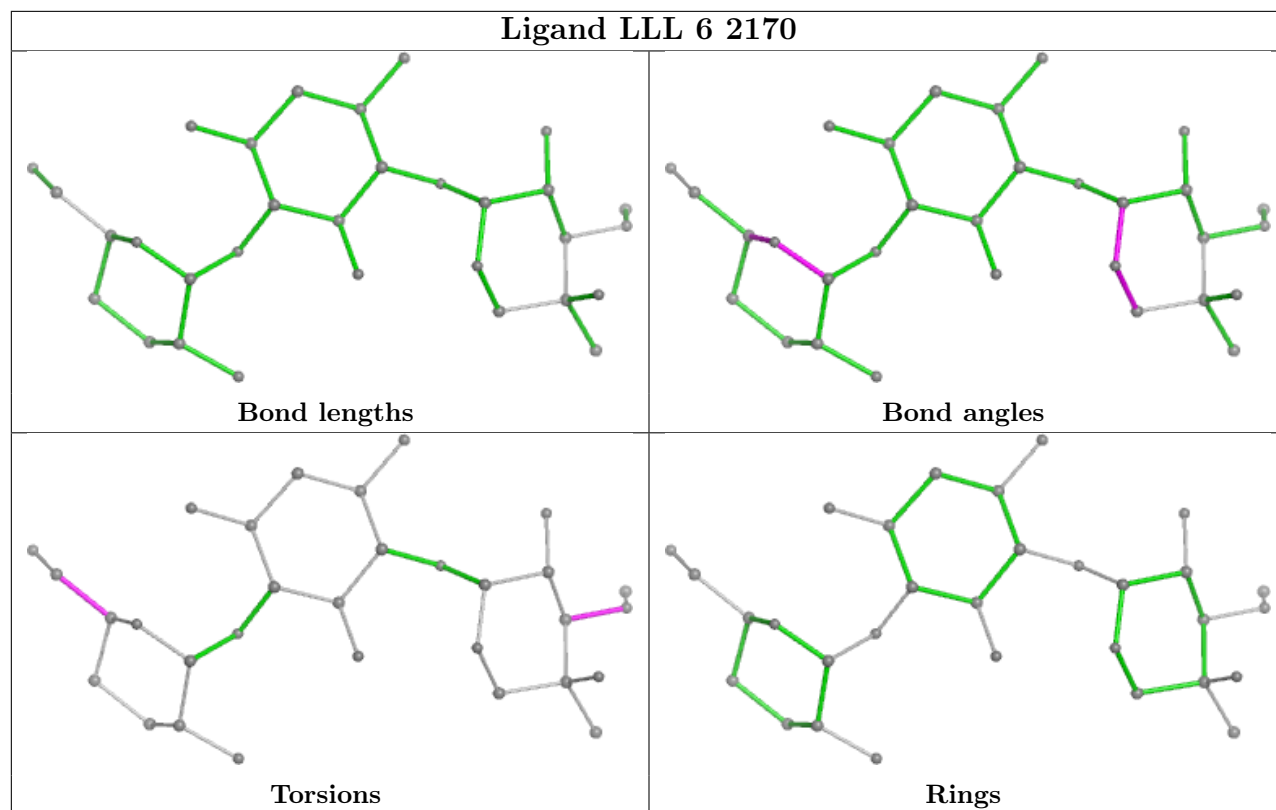


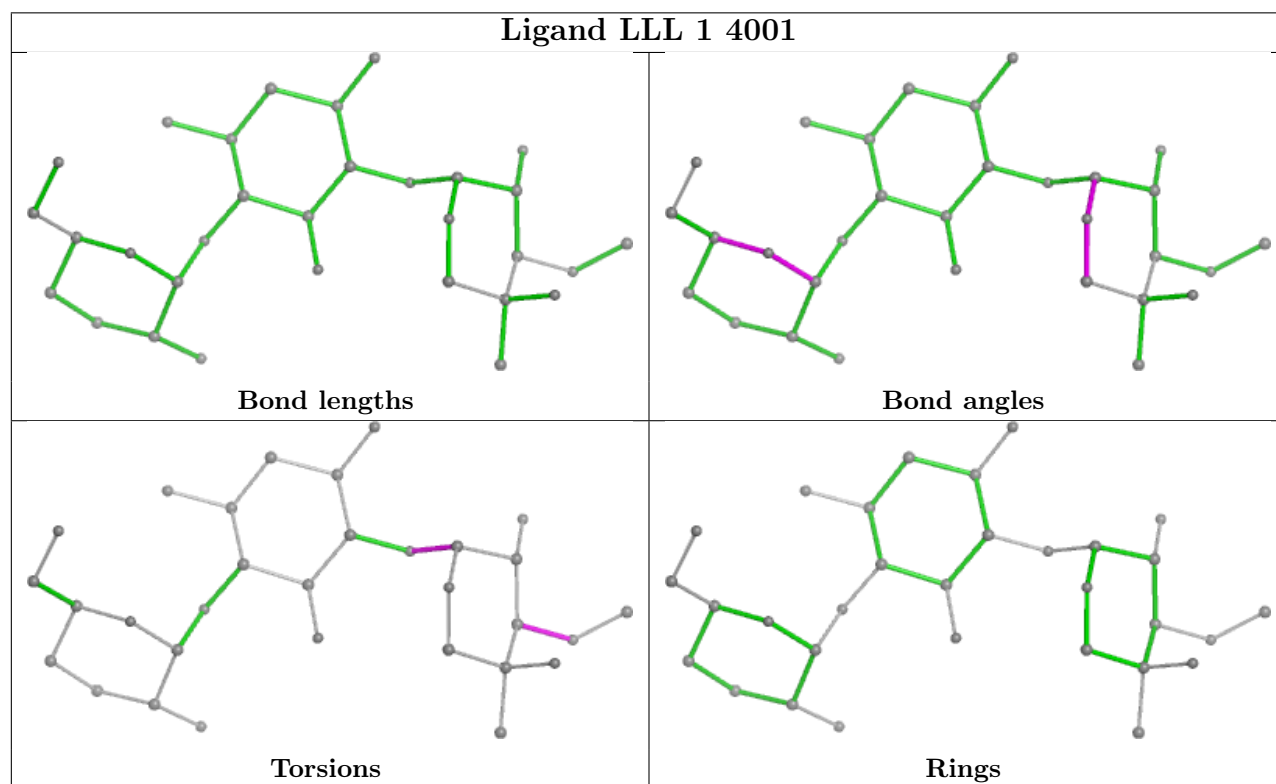
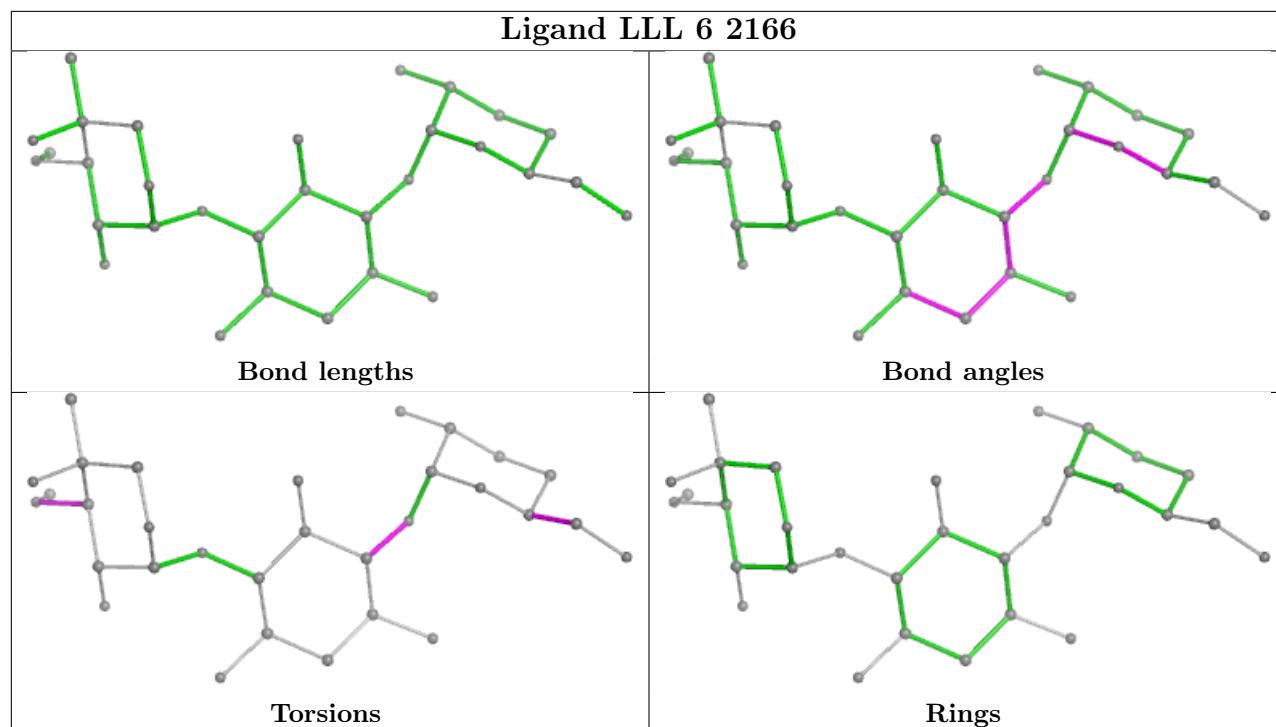


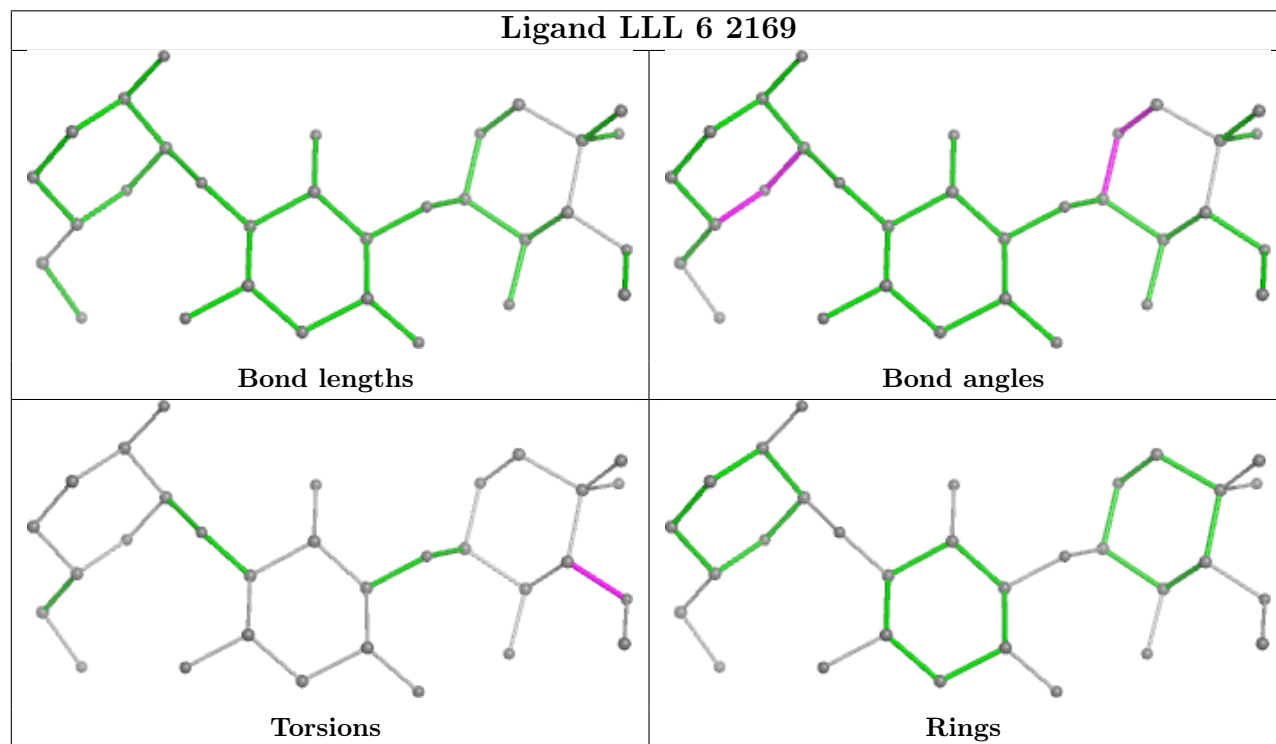
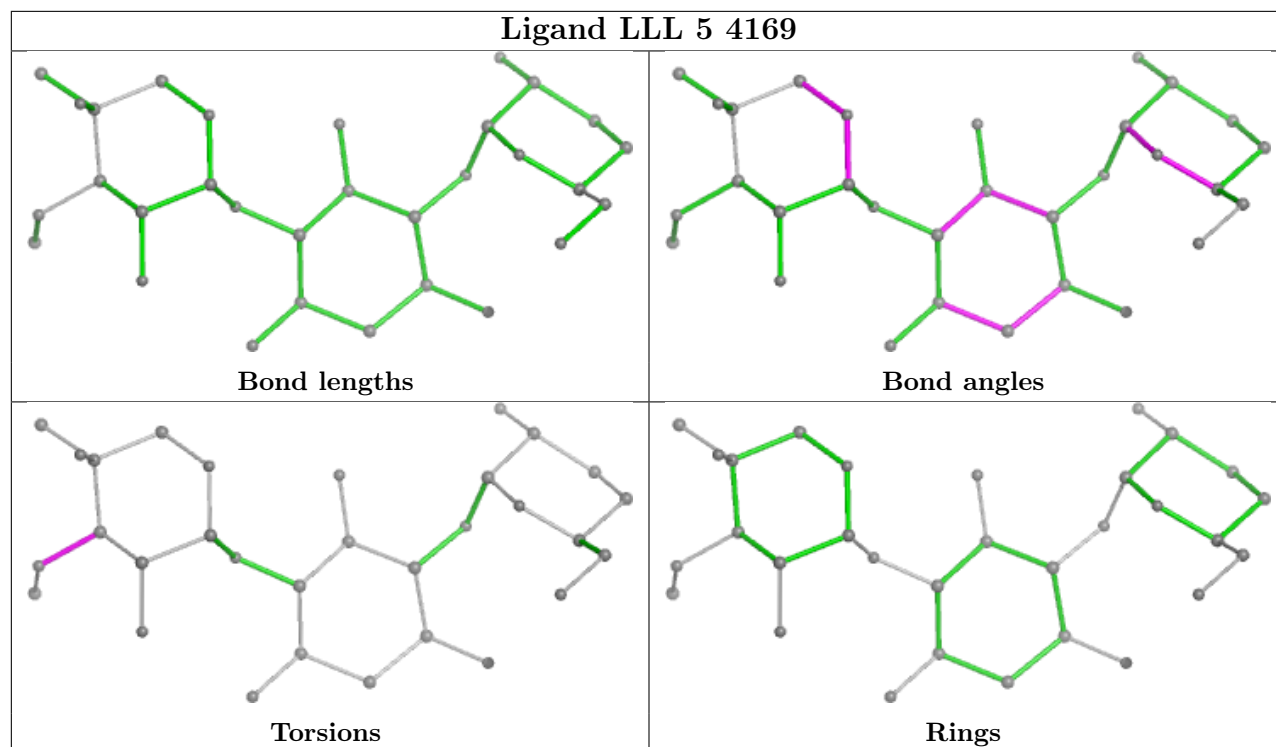


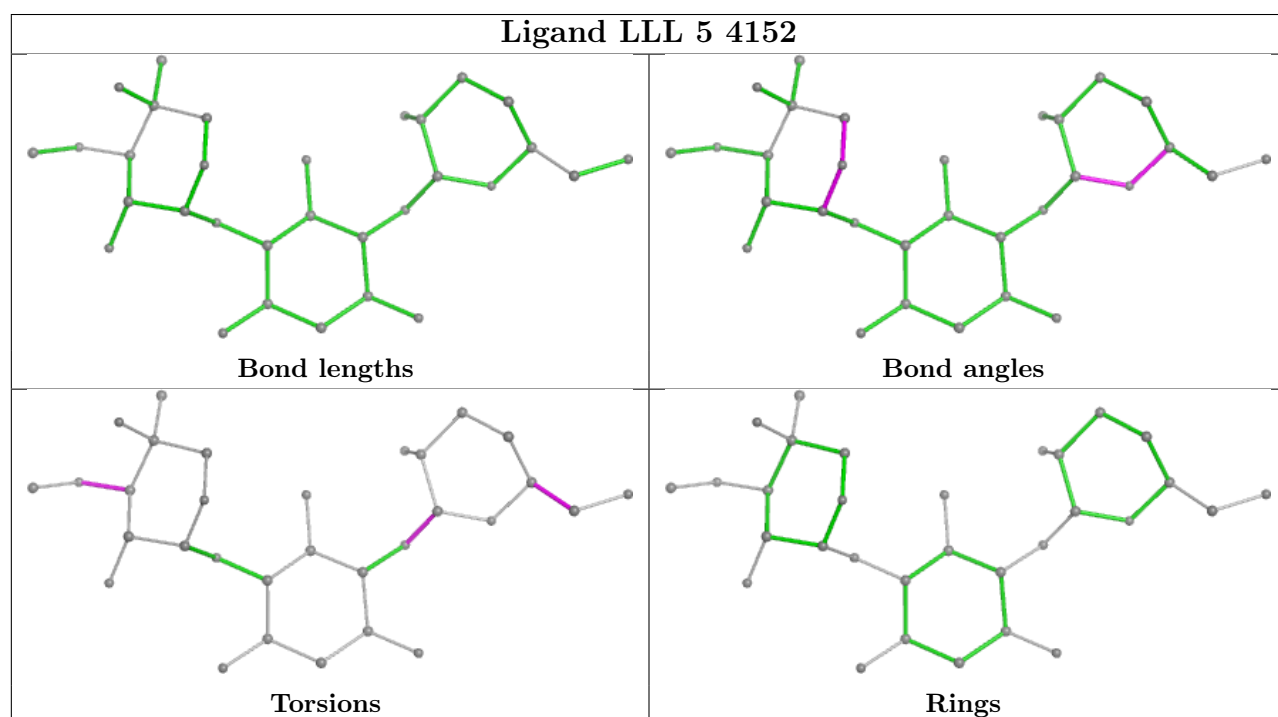
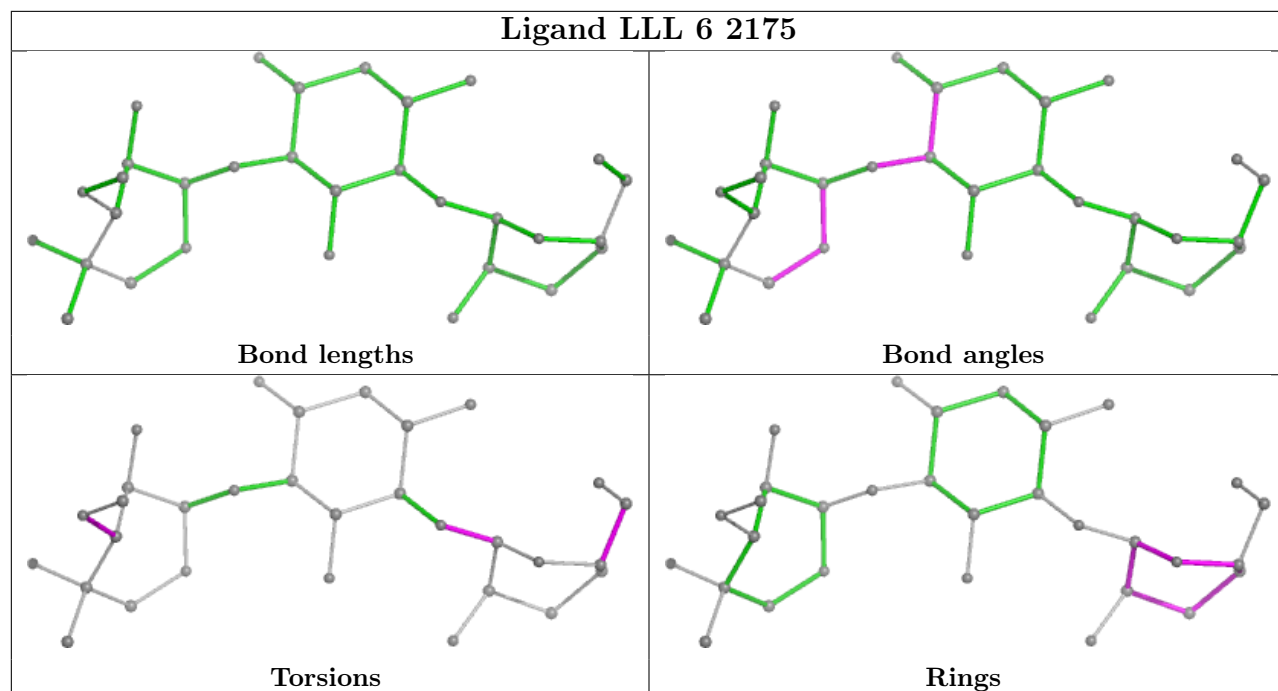


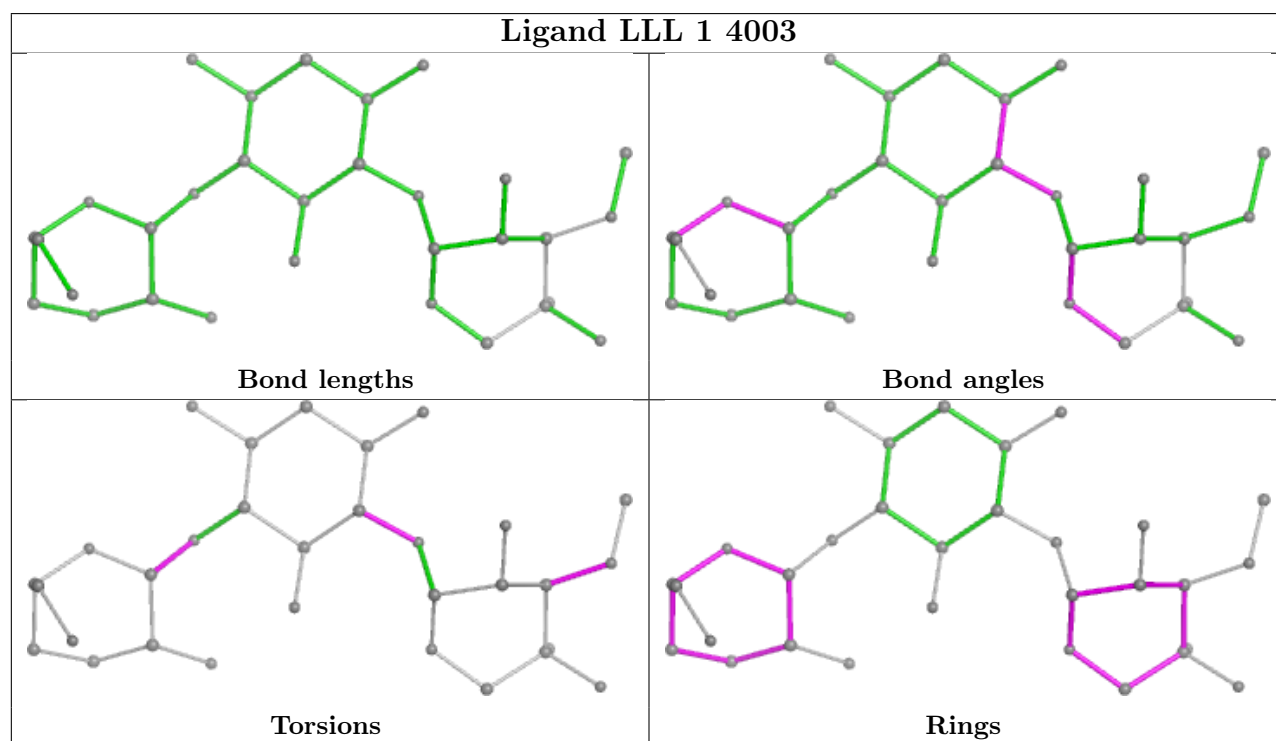
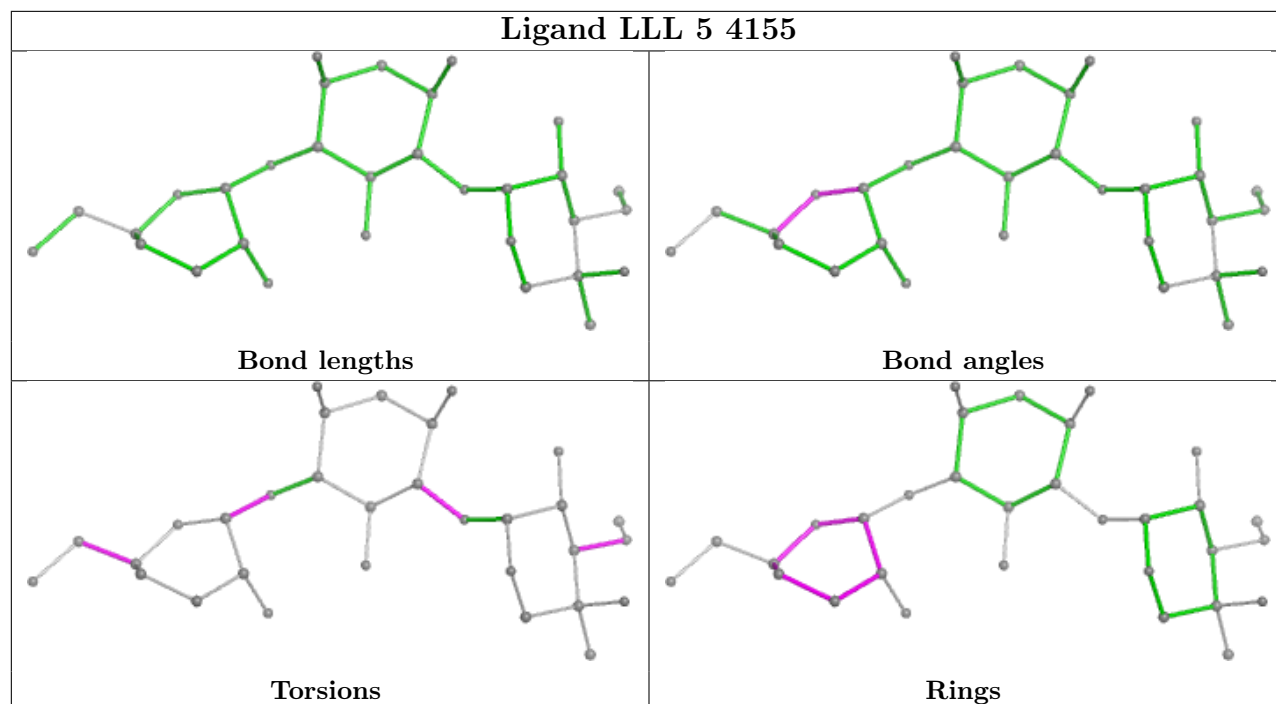


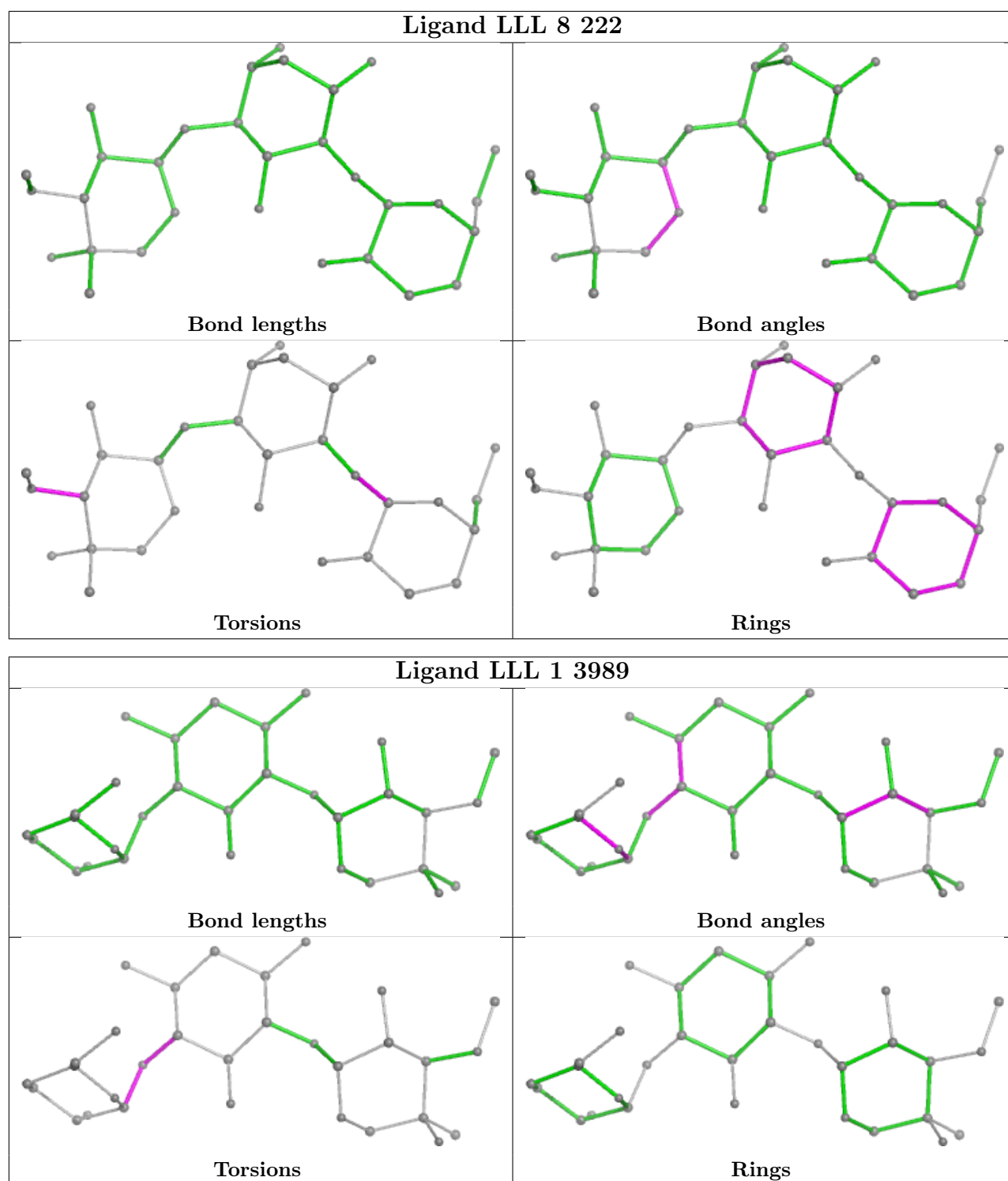












5.7 Other polymers [\(i\)](#)

There are no such residues in this entry.

5.8 Polymer linkage issues

The following chains have linkage breaks:

Mol	Chain	Number of breaks
80	m2	2
51	S5	1
10	l8	1

All chain breaks are listed below:

Model	Chain	Residue-1	Atom-1	Residue-2	Atom-2	Distance (Å)
1	m2	23:UNK	C	28:UNK	N	6.26
1	m2	52:UNK	C	54:UNK	N	3.26
1	S5	21:THR	C	22:PRO	N	1.72
1	l8	51:LYS	C	52:TRP	N	1.16

6 Fit of model and data [i](#)

6.1 Protein, DNA and RNA chains [i](#)

In the following table, the column labelled '#RSRZ > 2' contains the number (and percentage) of RSRZ outliers, followed by percent RSRZ outliers for the chain as percentile scores relative to all X-ray entries and entries of similar resolution. The OWAB column contains the minimum, median, 95th percentile and maximum values of the occupancy-weighted average B-factor per residue. The column labelled 'Q < 0.9' lists the number of (and percentage) of residues with an average occupancy less than 0.9.

Mol	Chain	Analysed	<RSRZ>	#RSRZ>2	OWAB(Å ²)	Q<0.9
1	1	3100/3396 (91%)	0.02	23 (0%) 87 87	47, 83, 190, 354	0
1	5	3134/3396 (92%)	0.06	13 (0%) 92 92	37, 76, 173, 292	0
2	3	121/121 (100%)	-0.29	0 100 100	58, 107, 135, 155	0
2	7	121/121 (100%)	-0.24	0 100 100	45, 72, 94, 160	0
3	4	156/158 (98%)	-0.02	0 100 100	54, 94, 152, 260	0
3	8	158/158 (100%)	0.02	0 100 100	61, 102, 164, 234	0
4	L2	252/252 (100%)	0.40	7 (2%) 53 51	51, 88, 124, 174	0
4	l2	252/252 (100%)	0.48	6 (2%) 59 57	51, 84, 121, 177	0
5	L3	386/386 (100%)	0.22	3 (0%) 86 85	41, 77, 104, 170	0
5	l3	386/386 (100%)	0.08	1 (0%) 94 93	34, 60, 91, 165	0
6	L4	361/361 (100%)	0.19	0 100 100	45, 85, 119, 142	0
6	l4	361/361 (100%)	0.23	6 (1%) 70 68	44, 90, 128, 167	0
7	L5	296/296 (100%)	0.59	22 (7%) 14 16	74, 120, 162, 214	0
7	l5	294/296 (99%)	0.21	5 (1%) 70 68	51, 80, 124, 155	0
8	L6	156/176 (88%)	0.14	1 (0%) 89 89	61, 84, 119, 149	0
8	l6	157/176 (89%)	0.18	1 (0%) 89 89	53, 81, 129, 204	0
9	L7	222/223 (99%)	0.14	3 (1%) 75 74	47, 76, 119, 219	0
9	l7	223/223 (100%)	0.03	0 100 100	39, 66, 123, 205	0
10	L8	233/233 (100%)	0.96	32 (13%) 3 3	96, 131, 183, 250	0
10	l8	231/233 (99%)	0.95	38 (16%) 1 2	96, 137, 184, 229	0
11	L9	191/191 (100%)	0.35	6 (3%) 49 48	60, 91, 121, 162	0
11	l9	191/191 (100%)	0.00	1 (0%) 91 90	41, 60, 92, 148	0
12	M0	212/221 (95%)	0.34	7 (3%) 46 45	52, 84, 129, 242	0
12	m0	211/221 (95%)	0.24	4 (1%) 66 65	32, 65, 120, 192	0

Continued on next page...

Continued from previous page...

Mol	Chain	Analysed	<RSRZ>	#RSRZ>2	OWAB(Å ²)	Q<0.9
13	M1	169/169 (100%)	1.06	32 (18%) 1 1	88, 124, 153, 166	0
13	m1	169/169 (100%)	0.16	1 (0%) 89 89	51, 77, 104, 125	0
14	M3	193/194 (99%)	0.55	12 (6%) 20 21	55, 102, 161, 213	0
14	m3	194/194 (100%)	0.59	16 (8%) 11 13	53, 113, 167, 220	0
15	M4	136/137 (99%)	0.25	2 (1%) 73 72	61, 88, 115, 151	0
15	m4	137/137 (100%)	-0.10	1 (0%) 87 87	45, 67, 96, 170	0
16	M5	203/203 (100%)	0.79	19 (9%) 8 10	52, 88, 116, 130	0
16	m5	203/203 (100%)	0.88	19 (9%) 8 10	58, 97, 120, 136	0
17	M6	197/197 (100%)	0.14	1 (0%) 91 90	45, 64, 104, 140	0
17	m6	197/197 (100%)	-0.08	0 100 100	34, 50, 93, 123	0
18	M7	183/184 (99%)	0.91	25 (13%) 3 3	50, 70, 209, 262	0
18	m7	155/184 (84%)	0.12	1 (0%) 89 89	49, 67, 96, 136	0
19	M8	185/185 (100%)	0.48	3 (1%) 72 70	62, 83, 102, 160	0
19	m8	185/185 (100%)	0.42	3 (1%) 72 70	47, 83, 108, 135	0
20	M9	182/188 (96%)	0.42	7 (3%) 40 39	77, 106, 198, 250	0
20	m9	188/188 (100%)	0.46	11 (5%) 22 23	63, 95, 190, 264	0
21	N0	172/172 (100%)	0.56	12 (6%) 16 18	59, 80, 108, 150	0
21	n0	172/172 (100%)	0.08	2 (1%) 79 77	40, 57, 88, 123	0
22	N1	159/159 (100%)	0.53	8 (5%) 28 29	56, 84, 149, 195	0
22	n1	159/159 (100%)	0.32	5 (3%) 49 48	43, 68, 130, 165	0
23	N2	100/100 (100%)	0.79	14 (14%) 2 3	115, 150, 198, 212	0
23	n2	98/100 (98%)	1.42	26 (26%) 0 0	92, 136, 165, 200	0
24	N3	136/136 (100%)	0.41	4 (2%) 51 50	47, 75, 111, 159	0
24	n3	136/136 (100%)	0.44	2 (1%) 73 72	34, 55, 87, 130	0
25	N4	98/155 (63%)	1.76	27 (27%) 0 0	67, 97, 245, 294	0
26	N5	121/121 (100%)	0.92	12 (9%) 7 8	76, 107, 137, 228	0
26	n5	120/121 (99%)	0.69	9 (7%) 14 16	73, 116, 150, 171	0
27	N6	126/126 (100%)	0.98	15 (11%) 4 5	60, 96, 132, 163	0
27	n6	126/126 (100%)	0.73	11 (8%) 10 12	75, 110, 146, 183	0
28	N7	135/135 (100%)	2.24	70 (51%) 0 0	114, 145, 176, 223	0
28	n7	135/135 (100%)	1.48	36 (26%) 0 0	106, 144, 172, 207	0

Continued on next page...

Continued from previous page...

Mol	Chain	Analysed	<RSRZ>	#RSRZ>2	OWAB(Å ²)	Q<0.9
29	N8	148/148 (100%)	0.74	21 (14%) 2 3	46, 84, 125, 154	0
29	n8	148/148 (100%)	0.40	6 (4%) 37 36	46, 85, 128, 156	0
30	N9	58/58 (100%)	0.75	8 (13%) 2 3	50, 90, 159, 165	0
30	n9	58/58 (100%)	0.36	1 (1%) 70 68	43, 87, 136, 176	0
31	O0	97/100 (97%)	0.79	13 (13%) 3 4	96, 132, 178, 188	0
31	o0	100/100 (100%)	0.61	8 (8%) 12 13	93, 124, 178, 229	0
32	O1	109/109 (100%)	1.04	12 (11%) 5 6	65, 92, 156, 210	0
32	o1	109/109 (100%)	0.58	5 (4%) 32 32	57, 80, 146, 186	0
33	O2	127/127 (100%)	0.14	3 (2%) 59 57	42, 67, 95, 128	0
33	o2	127/127 (100%)	0.13	1 (0%) 86 85	42, 76, 105, 157	0
34	O3	106/106 (100%)	0.11	0 100 100	51, 68, 106, 147	0
34	o3	106/106 (100%)	0.07	0 100 100	41, 60, 94, 133	0
35	O4	112/112 (100%)	0.85	15 (13%) 3 4	73, 114, 163, 223	0
35	o4	112/112 (100%)	0.60	8 (7%) 16 18	69, 104, 163, 198	0
36	O5	119/119 (100%)	0.61	5 (4%) 36 35	81, 111, 140, 163	0
36	o5	119/119 (100%)	0.60	5 (4%) 36 35	78, 123, 152, 162	0
37	O6	99/99 (100%)	0.44	7 (7%) 16 18	85, 111, 160, 197	0
37	o6	99/99 (100%)	0.88	15 (15%) 2 2	89, 117, 162, 193	0
38	O7	87/87 (100%)	0.32	2 (2%) 60 59	56, 76, 125, 211	0
38	o7	87/87 (100%)	0.47	2 (2%) 60 59	54, 82, 153, 163	0
39	O8	77/77 (100%)	0.79	9 (11%) 4 5	114, 147, 172, 230	0
39	o8	77/77 (100%)	1.37	22 (28%) 0 0	106, 136, 170, 181	0
40	O9	50/50 (100%)	0.50	2 (4%) 38 37	63, 84, 106, 116	0
40	o9	50/50 (100%)	0.48	1 (2%) 65 64	70, 91, 106, 108	0
41	Q0	52/52 (100%)	0.81	6 (11%) 4 5	61, 79, 108, 126	0
41	q0	52/52 (100%)	0.14	0 100 100	37, 51, 72, 118	0
42	Q1	25/25 (100%)	0.49	0 100 100	71, 84, 102, 104	0
42	q1	25/25 (100%)	-0.03	0 100 100	55, 70, 90, 100	0
43	Q2	105/105 (100%)	0.72	11 (10%) 6 7	59, 84, 123, 165	0
43	q2	105/105 (100%)	0.19	1 (0%) 82 81	45, 74, 105, 179	0
44	Q3	91/91 (100%)	0.26	2 (2%) 62 60	54, 96, 128, 162	0

Continued on next page...

Continued from previous page...

Mol	Chain	Analysed	<RSRZ>	#RSRZ>2	OWAB(Å ²)	Q<0.9
44	q3	91/91 (100%)	0.25	0 100 100	44, 85, 112, 130	0
45	2	1712/1800 (95%)	-0.02	23 (1%) 77 76	70, 132, 242, 320	0
45	6	1739/1800 (96%)	-0.05	22 (1%) 77 76	49, 95, 249, 344	0
46	S0	206/206 (100%)	1.38	57 (27%) 0 0	109, 161, 224, 271	0
46	s0	206/206 (100%)	0.54	10 (4%) 29 29	81, 124, 166, 215	0
47	S1	214/216 (99%)	1.07	47 (21%) 0 1	114, 173, 227, 252	0
47	s1	216/216 (100%)	0.59	18 (8%) 11 13	81, 117, 159, 193	0
48	S2	217/217 (100%)	0.89	31 (14%) 2 3	84, 130, 171, 200	0
48	s2	217/217 (100%)	0.49	12 (5%) 25 25	71, 104, 138, 174	0
49	S3	223/223 (100%)	1.21	48 (21%) 0 1	82, 139, 193, 260	0
49	s3	223/223 (100%)	0.89	29 (13%) 3 4	78, 116, 163, 223	0
50	S4	260/260 (100%)	1.46	84 (32%) 0 0	97, 142, 169, 225	0
50	s4	260/260 (100%)	0.86	38 (14%) 2 3	72, 127, 165, 189	0
51	S5	206/206 (100%)	1.64	56 (27%) 0 0	131, 172, 213, 237	0
51	s5	206/206 (100%)	0.49	13 (6%) 20 21	64, 97, 147, 197	0
52	S6	226/236 (95%)	0.88	30 (13%) 3 4	82, 145, 214, 373	0
52	s6	218/236 (92%)	0.69	18 (8%) 11 13	73, 120, 168, 213	0
53	S7	184/186 (98%)	0.96	29 (15%) 2 2	115, 179, 224, 251	0
53	s7	186/186 (100%)	0.77	21 (11%) 5 6	99, 157, 207, 271	0
54	S8	188/200 (94%)	1.59	64 (34%) 0 0	84, 125, 176, 199	0
54	s8	186/200 (93%)	0.73	20 (10%) 5 7	70, 113, 164, 198	0
55	S9	185/185 (100%)	1.51	59 (31%) 0 0	111, 152, 192, 244	0
55	s9	185/185 (100%)	0.83	20 (10%) 5 7	87, 134, 188, 215	0
56	C0	96/105 (91%)	1.32	25 (26%) 0 0	127, 170, 212, 235	0
56	c0	96/105 (91%)	1.22	21 (21%) 0 1	93, 137, 193, 217	0
57	C1	155/156 (99%)	1.90	61 (39%) 0 0	84, 122, 201, 267	0
57	c1	142/156 (91%)	0.98	14 (9%) 7 8	69, 111, 169, 198	0
58	C2	124/143 (86%)	2.47	62 (50%) 0 0	175, 223, 267, 294	0
58	c2	124/143 (86%)	1.74	51 (41%) 0 0	132, 190, 233, 259	0
59	C3	150/150 (100%)	0.72	12 (8%) 12 13	95, 139, 177, 206	0
59	c3	150/150 (100%)	0.10	2 (1%) 77 76	67, 111, 148, 173	0

Continued on next page...

Continued from previous page...

Mol	Chain	Analysed	<RSRZ>	#RSRZ>2	OWAB(Å ²)	Q<0.9
60	C4	127/128 (99%)	1.16	37 (29%) 0 0	93, 164, 207, 215	0
60	c4	128/128 (100%)	0.81	11 (8%) 10 12	63, 103, 135, 156	0
61	C5	124/141 (87%)	1.25	35 (28%) 0 0	108, 165, 211, 236	0
61	c5	135/141 (95%)	0.40	7 (5%) 27 27	61, 96, 162, 201	0
62	C6	141/142 (99%)	1.94	56 (39%) 0 0	105, 157, 196, 212	0
62	c6	142/142 (100%)	0.38	4 (2%) 53 51	59, 91, 128, 197	0
63	C7	120/136 (88%)	1.34	31 (25%) 0 0	110, 161, 290, 384	0
63	c7	117/136 (86%)	0.58	8 (6%) 17 19	81, 123, 194, 239	0
64	C8	145/145 (100%)	1.46	51 (35%) 0 0	102, 165, 211, 235	0
64	c8	145/145 (100%)	0.02	2 (1%) 75 74	64, 82, 128, 184	0
65	C9	143/143 (100%)	1.17	31 (21%) 0 1	128, 159, 204, 232	0
65	c9	143/143 (100%)	0.18	3 (2%) 63 62	61, 84, 117, 154	0
66	D0	107/110 (97%)	1.38	29 (27%) 0 0	101, 156, 232, 270	0
66	d0	110/110 (100%)	1.31	30 (27%) 0 0	68, 121, 203, 223	0
67	D1	87/87 (100%)	1.47	26 (29%) 0 0	112, 151, 183, 198	0
67	d1	87/87 (100%)	0.48	7 (8%) 12 13	87, 117, 158, 188	0
68	D2	129/129 (100%)	1.09	28 (21%) 0 1	99, 127, 155, 176	0
68	d2	129/129 (100%)	0.64	5 (3%) 39 38	74, 99, 120, 137	0
69	D3	144/144 (100%)	0.77	16 (11%) 5 6	76, 102, 127, 174	0
69	d3	144/144 (100%)	0.08	1 (0%) 87 87	51, 73, 99, 157	0
70	D4	134/134 (100%)	1.13	27 (20%) 1 1	106, 152, 191, 215	0
70	d4	133/134 (99%)	0.61	15 (11%) 5 6	80, 134, 173, 195	0
71	D5	70/70 (100%)	2.72	48 (68%) 0 0	151, 189, 233, 266	0
71	d5	69/70 (98%)	0.48	3 (4%) 35 35	77, 108, 142, 162	0
72	D6	97/97 (100%)	1.20	25 (25%) 0 0	86, 126, 189, 239	0
72	d6	97/97 (100%)	0.31	2 (2%) 63 62	63, 88, 136, 238	0
73	D7	81/81 (100%)	1.67	34 (41%) 0 0	117, 161, 215, 267	0
73	d7	81/81 (100%)	0.69	10 (12%) 4 5	92, 124, 199, 227	0
74	D8	63/63 (100%)	1.96	29 (46%) 0 0	136, 175, 215, 257	0
74	d8	63/63 (100%)	1.33	17 (26%) 0 0	81, 117, 146, 165	0
75	D9	53/53 (100%)	1.31	16 (30%) 0 0	104, 128, 154, 187	0

Continued on next page...

Continued from previous page...

Mol	Chain	Analysed	<RSRZ>	#RSRZ>2	OWAB(Å ²)	Q<0.9
75	d9	53/53 (100%)	0.57	5 (9%) 8 10	64, 86, 109, 148	0
76	E0	60/62 (96%)	1.42	18 (30%) 0 0	98, 144, 215, 237	0
76	e0	62/62 (100%)	0.65	6 (9%) 7 9	64, 118, 179, 202	0
77	E1	71/72 (98%)	1.71	23 (32%) 0 0	143, 199, 243, 257	0
77	e1	72/72 (100%)	1.32	21 (29%) 0 0	125, 174, 212, 236	0
78	SR	318/318 (100%)	2.13	148 (46%) 0 0	131, 175, 225, 269	0
78	sR	318/318 (100%)	0.88	48 (15%) 2 2	88, 125, 174, 226	0
79	SM	159/272 (58%)	0.84	25 (15%) 2 2	88, 153, 237, 268	0
79	sM	129/272 (47%)	0.53	10 (7%) 13 14	76, 118, 187, 220	0
80	m2	0/165	-	-	-	-
81	n4	135/135 (100%)	1.00	23 (17%) 1 2	42, 139, 211, 238	0
82	p0	143/312 (45%)	0.94	22 (15%) 2 2	84, 138, 215, 261	0
83	p1	0/47	-	-	-	-
All	All	32909/34616 (95%)	0.50	2766 (8%) 11 13	32, 103, 196, 384	0

The worst 5 of 2766 RSRZ outliers are listed below:

Mol	Chain	Res	Type	RSRZ
25	N4	75	THR	15.5
25	N4	76	VAL	12.9
57	C1	146	ALA	12.4
18	M7	167	ARG	12.3
57	C1	145	ALA	11.4

6.2 Non-standard residues in protein, DNA, RNA chains [i](#)

There are no non-standard protein/DNA/RNA residues in this entry.

6.3 Carbohydrates [i](#)

There are no monosaccharides in this entry.

6.4 Ligands [i](#)

In the following table, the Atoms column lists the number of modelled atoms in the group and the number defined in the chemical component dictionary. The B-factors column lists the minimum,

median, 95th percentile and maximum values of B factors of atoms in the group. The column labelled 'Q< 0.9' lists the number of atoms with occupancy less than 0.9.

Mol	Type	Chain	Res	Atoms	RSCC	RSR	B-factors(Å ²)	Q<0.9
84	MG	5	3634	1/1	-0.07	1.24	57,57,57,57	0
84	MG	1	3950	1/1	0.03	0.55	85,85,85,85	0
84	MG	6	2162	1/1	0.22	0.21	96,96,96,96	0
84	MG	1	3917	1/1	0.42	0.35	74,74,74,74	0
84	MG	1	3628	1/1	0.42	0.69	80,80,80,80	0
84	MG	1	3637	1/1	0.43	0.37	91,91,91,91	0
84	MG	6	2072	1/1	0.43	0.26	77,77,77,77	0
84	MG	1	3759	1/1	0.43	0.82	73,73,73,73	0
84	MG	S2	301	1/1	0.44	0.55	107,107,107,107	0
84	MG	2	1961	1/1	0.44	0.17	109,109,109,109	0
84	MG	1	3842	1/1	0.45	0.98	92,92,92,92	0
84	MG	1	3493	1/1	0.46	0.65	76,76,76,76	0
84	MG	2	1980	1/1	0.46	0.54	77,77,77,77	0
84	MG	5	3611	1/1	0.47	0.38	104,104,104,104	0
84	MG	M3	203	1/1	0.47	0.24	92,92,92,92	0
84	MG	5	4097	1/1	0.49	0.48	68,68,68,68	0
84	MG	N3	204	1/1	0.49	0.39	87,87,87,87	0
84	MG	5	3970	1/1	0.49	0.72	75,75,75,75	0
84	MG	5	3654	1/1	0.50	0.39	79,79,79,79	0
84	MG	5	3695	1/1	0.50	0.35	93,93,93,93	0
84	MG	6	2090	1/1	0.50	0.40	91,91,91,91	0
84	MG	1	3510	1/1	0.50	0.51	57,57,57,57	0
84	MG	d6	102	1/1	0.50	0.28	76,76,76,76	0
84	MG	2	1940	1/1	0.51	0.64	82,82,82,82	0
84	MG	1	3636	1/1	0.51	0.22	104,104,104,104	0
84	MG	1	3902	1/1	0.52	0.19	77,77,77,77	0
84	MG	4	221	1/1	0.52	0.45	75,75,75,75	0
84	MG	6	2120	1/1	0.52	0.14	110,110,110,110	0
84	MG	8	213	1/1	0.52	0.58	68,68,68,68	0
84	MG	6	1924	1/1	0.52	0.29	70,70,70,70	0
84	MG	6	1944	1/1	0.53	0.86	71,71,71,71	0
84	MG	6	2121	1/1	0.53	0.61	97,97,97,97	0
84	MG	6	2141	1/1	0.53	0.32	99,99,99,99	0
84	MG	5	4057	1/1	0.53	0.15	99,99,99,99	1
84	MG	1	3876	1/1	0.53	0.67	76,76,76,76	0
84	MG	3	202	1/1	0.54	0.24	89,89,89,89	0
84	MG	O6	201	1/1	0.54	0.26	78,78,78,78	0
84	MG	6	1901	1/1	0.54	0.72	55,55,55,55	0
84	MG	1	3667	1/1	0.55	0.53	73,73,73,73	0
84	MG	6	1991	1/1	0.55	0.54	71,71,71,71	0

Continued on next page...

Continued from previous page...

Mol	Type	Chain	Res	Atoms	RSCC	RSR	B-factors(\AA^2)	Q<0.9
84	MG	s2	302	1/1	0.55	0.34	81,81,81,81	0
84	MG	2	1931	1/1	0.55	0.47	90,90,90,90	0
84	MG	4	212	1/1	0.56	0.38	84,84,84,84	0
84	MG	6	2129	1/1	0.56	0.36	88,88,88,88	0
84	MG	5	4031	1/1	0.56	0.37	65,65,65,65	0
84	MG	1	3483	1/1	0.56	0.59	68,68,68,68	0
84	MG	6	2106	1/1	0.56	0.58	91,91,91,91	0
84	MG	5	3751	1/1	0.56	0.59	61,61,61,61	0
84	MG	6	1967	1/1	0.57	0.85	74,74,74,74	0
84	MG	5	3645	1/1	0.57	0.55	59,59,59,59	0
84	MG	2	2023	1/1	0.57	0.15	132,132,132,132	0
86	ZN	D7	101	1/1	0.57	0.22	264,264,264,264	0
84	MG	3	206	1/1	0.58	0.50	72,72,72,72	0
84	MG	n5	201	1/1	0.59	0.13	96,96,96,96	0
84	MG	q2	506	1/1	0.59	0.33	68,68,68,68	0
84	MG	2	1929	1/1	0.59	0.60	88,88,88,88	0
84	MG	5	4030	1/1	0.60	0.50	99,99,99,99	0
84	MG	4	206	1/1	0.60	0.53	60,60,60,60	0
84	MG	1	3744	1/1	0.60	0.17	82,82,82,82	0
84	MG	5	4080	1/1	0.60	0.16	67,67,67,67	0
84	MG	1	3980	1/1	0.60	0.14	91,91,91,91	0
84	MG	1	3490	1/1	0.60	0.16	80,80,80,80	0
84	MG	5	3886	1/1	0.60	0.36	77,77,77,77	0
84	MG	1	3927	1/1	0.60	0.17	77,77,77,77	1
84	MG	6	2024	1/1	0.61	0.23	80,80,80,80	0
84	MG	6	2030	1/1	0.61	0.30	82,82,82,82	0
84	MG	1	3726	1/1	0.61	0.47	69,69,69,69	0
84	MG	5	3966	1/1	0.61	0.63	95,95,95,95	0
84	MG	1	3803	1/1	0.61	0.45	76,76,76,76	0
84	MG	6	2119	1/1	0.61	0.35	91,91,91,91	0
84	MG	1	3442	1/1	0.61	0.39	83,83,83,83	0
84	MG	1	3630	1/1	0.62	0.12	106,106,106,106	0
84	MG	2	1965	1/1	0.62	0.32	91,91,91,91	0
84	MG	6	2107	1/1	0.62	0.45	90,90,90,90	0
84	MG	1	3758	1/1	0.62	0.59	74,74,74,74	0
84	MG	1	3521	1/1	0.63	0.43	69,69,69,69	0
84	MG	1	3816	1/1	0.63	0.46	78,78,78,78	0
84	MG	1	3888	1/1	0.63	0.38	68,68,68,68	0
84	MG	5	3984	1/1	0.63	0.49	62,62,62,62	0
84	MG	2	2015	1/1	0.64	0.59	84,84,84,84	0
84	MG	1	3952	1/1	0.64	1.00	88,88,88,88	0

Continued on next page...

Continued from previous page...

Mol	Type	Chain	Res	Atoms	RSCC	RSR	B-factors(Å ²)	Q<0.9
84	MG	5	3813	1/1	0.64	0.55	58,58,58,58	0
84	MG	5	4106	1/1	0.64	0.32	49,49,49,49	0
84	MG	5	3836	1/1	0.64	0.29	79,79,79,79	0
84	MG	M5	305	1/1	0.64	0.33	72,72,72,72	0
84	MG	5	3904	1/1	0.64	0.62	59,59,59,59	0
84	MG	5	3591	1/1	0.64	0.54	61,61,61,61	0
84	MG	1	3639	1/1	0.64	0.29	96,96,96,96	0
84	MG	6	1933	1/1	0.64	0.57	74,74,74,74	0
84	MG	1	3985	1/1	0.64	0.40	77,77,77,77	0
84	MG	2	1966	1/1	0.64	0.28	106,106,106,106	0
84	MG	c3	204	1/1	0.64	0.14	107,107,107,107	0
84	MG	1	3650	1/1	0.64	0.40	53,53,53,53	0
84	MG	d7	102	1/1	0.64	0.40	78,78,78,78	0
84	MG	5	4049	1/1	0.64	0.20	79,79,79,79	0
84	MG	2	1955	1/1	0.65	0.33	86,86,86,86	0
84	MG	5	3937	1/1	0.65	0.35	60,60,60,60	0
84	MG	1	3590	1/1	0.65	0.39	58,58,58,58	0
84	MG	2	2036	1/1	0.65	0.18	113,113,113,113	0
84	MG	6	2149	1/1	0.65	0.18	73,73,73,73	0
84	MG	m8	203	1/1	0.65	0.39	69,69,69,69	0
84	MG	4	202	1/1	0.65	0.31	59,59,59,59	0
84	MG	1	3818	1/1	0.65	0.54	88,88,88,88	0
84	MG	1	3955	1/1	0.65	0.47	69,69,69,69	0
84	MG	2	2007	1/1	0.65	0.24	88,88,88,88	0
84	MG	5	3896	1/1	0.65	0.83	71,71,71,71	0
84	MG	5	3975	1/1	0.66	0.57	71,71,71,71	0
84	MG	O7	104	1/1	0.66	0.22	88,88,88,88	0
84	MG	n5	202	1/1	0.66	0.32	78,78,78,78	0
84	MG	5	3840	1/1	0.66	0.30	61,61,61,61	0
84	MG	5	3863	1/1	0.66	0.53	76,76,76,76	0
84	MG	S4	301	1/1	0.66	0.20	120,120,120,120	0
84	MG	1	3658	1/1	0.66	0.37	70,70,70,70	0
84	MG	5	3711	1/1	0.66	0.34	70,70,70,70	0
84	MG	1	3769	1/1	0.66	0.89	65,65,65,65	0
84	MG	6	1968	1/1	0.66	0.55	65,65,65,65	0
84	MG	5	3803	1/1	0.66	0.17	76,76,76,76	0
84	MG	2	2001	1/1	0.66	0.61	146,146,146,146	0
84	MG	d1	101	1/1	0.66	0.40	93,93,93,93	0
84	MG	l8	301	1/1	0.66	0.45	99,99,99,99	0
84	MG	6	2034	1/1	0.66	0.39	69,69,69,69	0
84	MG	m6	208	1/1	0.66	0.50	56,56,56,56	0
84	MG	5	3825	1/1	0.67	0.35	58,58,58,58	0

Continued on next page...

Continued from previous page...

Mol	Type	Chain	Res	Atoms	RSCC	RSR	B-factors(Å ²)	Q<0.9
84	MG	4	211	1/1	0.67	0.27	86,86,86,86	0
84	MG	6	1989	1/1	0.67	0.44	67,67,67,67	0
84	MG	4	208	1/1	0.67	0.40	60,60,60,60	0
84	MG	c1	201	1/1	0.67	0.40	78,78,78,78	0
84	MG	6	1993	1/1	0.67	0.72	71,71,71,71	0
84	MG	5	3794	1/1	0.67	0.23	61,61,61,61	0
84	MG	2	1906	1/1	0.67	0.40	86,86,86,86	0
84	MG	O4	503	1/1	0.67	0.13	127,127,127,127	0
84	MG	6	2134	1/1	0.67	0.14	99,99,99,99	0
84	MG	1	3447	1/1	0.68	0.45	58,58,58,58	0
84	MG	5	3664	1/1	0.68	0.41	56,56,56,56	0
84	MG	5	4129	1/1	0.68	0.57	90,90,90,90	0
84	MG	6	2128	1/1	0.68	0.32	77,77,77,77	0
84	MG	5	4135	1/1	0.68	0.32	77,77,77,77	0
84	MG	8	209	1/1	0.68	0.23	80,80,80,80	0
84	MG	5	3999	1/1	0.68	0.31	52,52,52,52	0
84	MG	6	2148	1/1	0.68	0.26	78,78,78,78	0
84	MG	5	4003	1/1	0.68	0.26	77,77,77,77	0
84	MG	5	3808	1/1	0.68	0.23	66,66,66,66	0
84	MG	1	3788	1/1	0.68	0.19	76,76,76,76	1
84	MG	L2	303	1/1	0.68	0.27	88,88,88,88	0
84	MG	2	1905	1/1	0.68	0.09	127,127,127,127	0
84	MG	5	4071	1/1	0.68	0.13	103,103,103,103	0
84	MG	5	3768	1/1	0.68	0.41	73,73,73,73	0
84	MG	6	1903	1/1	0.68	0.77	67,67,67,67	0
84	MG	6	1918	1/1	0.68	0.22	84,84,84,84	0
84	MG	5	3795	1/1	0.69	0.22	74,74,74,74	0
84	MG	1	3958	1/1	0.69	0.19	88,88,88,88	0
84	MG	1	3481	1/1	0.69	0.79	73,73,73,73	0
84	MG	N0	201	1/1	0.69	0.35	67,67,67,67	0
84	MG	5	4040	1/1	0.69	0.29	74,74,74,74	0
84	MG	1	3865	1/1	0.69	0.55	81,81,81,81	0
84	MG	6	2059	1/1	0.69	0.18	76,76,76,76	0
84	MG	1	3804	1/1	0.69	0.57	91,91,91,91	0
84	MG	m4	201	1/1	0.69	0.21	69,69,69,69	1
84	MG	1	3461	1/1	0.69	0.43	59,59,59,59	0
84	MG	6	1945	1/1	0.69	0.49	70,70,70,70	0
84	MG	6	1951	1/1	0.69	0.21	74,74,74,74	0
84	MG	1	3579	1/1	0.69	0.25	71,71,71,71	0
84	MG	n0	204	1/1	0.69	0.28	57,57,57,57	0
84	MG	3	215	1/1	0.70	0.17	74,74,74,74	0
84	MG	5	4086	1/1	0.70	0.17	96,96,96,96	0

Continued on next page...

Continued from previous page...

Mol	Type	Chain	Res	Atoms	RSCC	RSR	B-factors(\AA^2)	Q<0.9
84	MG	5	3868	1/1	0.70	0.74	57,57,57,57	0
84	MG	6	1983	1/1	0.70	0.18	100,100,100,100	0
84	MG	2	1997	1/1	0.70	0.36	98,98,98,98	0
84	MG	5	4007	1/1	0.70	0.46	63,63,63,63	0
84	MG	5	4134	1/1	0.70	0.30	73,73,73,73	0
84	MG	1	3934	1/1	0.70	0.48	65,65,65,65	0
84	MG	5	3558	1/1	0.70	0.46	60,60,60,60	0
84	MG	5	3704	1/1	0.70	0.38	77,77,77,77	0
84	MG	1	3627	1/1	0.70	0.44	81,81,81,81	0
84	MG	6	1942	1/1	0.70	0.40	60,60,60,60	0
84	MG	6	1943	1/1	0.70	0.35	65,65,65,65	0
84	MG	1	3545	1/1	0.70	0.55	62,62,62,62	0
84	MG	2	1979	1/1	0.70	0.84	68,68,68,68	0
84	MG	6	2108	1/1	0.70	0.33	79,79,79,79	0
84	MG	6	2114	1/1	0.70	0.23	96,96,96,96	0
84	MG	2	1913	1/1	0.71	0.62	81,81,81,81	0
84	MG	1	3823	1/1	0.71	0.69	89,89,89,89	0
84	MG	1	3904	1/1	0.71	0.27	76,76,76,76	0
84	MG	N1	202	1/1	0.71	0.34	98,98,98,98	0
84	MG	6	2118	1/1	0.71	0.33	148,148,148,148	0
84	MG	2	1977	1/1	0.71	1.32	77,77,77,77	0
84	MG	5	3936	1/1	0.71	0.45	55,55,55,55	0
84	MG	5	3594	1/1	0.71	0.47	77,77,77,77	0
84	MG	5	3948	1/1	0.71	0.65	58,58,58,58	0
84	MG	2	2017	1/1	0.71	0.57	86,86,86,86	0
84	MG	2	1954	1/1	0.71	0.29	106,106,106,106	0
84	MG	5	3601	1/1	0.72	0.46	89,89,89,89	0
84	MG	1	3723	1/1	0.72	0.32	47,47,47,47	0
84	MG	7	219	1/1	0.72	0.17	62,62,62,62	0
84	MG	6	2100	1/1	0.72	0.28	84,84,84,84	0
84	MG	1	3815	1/1	0.72	0.74	77,77,77,77	0
84	MG	5	4073	1/1	0.72	0.12	97,97,97,97	0
84	MG	12	304	1/1	0.72	0.39	76,76,76,76	0
84	MG	C3	201	1/1	0.72	0.20	102,102,102,102	0
84	MG	M8	201	1/1	0.72	0.23	67,67,67,67	0
84	MG	6	2018	1/1	0.72	0.31	81,81,81,81	0
84	MG	1	3571	1/1	0.72	0.27	71,71,71,71	0
84	MG	5	3867	1/1	0.72	0.39	55,55,55,55	0
84	MG	1	3854	1/1	0.72	0.31	60,60,60,60	0
84	MG	5	3690	1/1	0.73	0.31	65,65,65,65	0
84	MG	5	3942	1/1	0.73	0.39	79,79,79,79	0
84	MG	1	3782	1/1	0.73	0.74	69,69,69,69	0

Continued on next page...

Continued from previous page...

Mol	Type	Chain	Res	Atoms	RSCC	RSR	B-factors(Å ²)	Q<0.9
84	MG	1	3960	1/1	0.73	0.20	79,79,79,79	0
84	MG	6	2139	1/1	0.73	0.19	82,82,82,82	0
84	MG	6	2070	1/1	0.73	0.17	128,128,128,128	0
84	MG	1	3456	1/1	0.73	0.36	67,67,67,67	0
84	MG	5	3974	1/1	0.73	0.43	67,67,67,67	0
84	MG	6	2161	1/1	0.73	0.27	75,75,75,75	0
84	MG	1	3467	1/1	0.73	0.38	58,58,58,58	0
84	MG	5	3764	1/1	0.73	0.32	78,78,78,78	0
84	MG	1	3900	1/1	0.73	0.11	85,85,85,85	0
84	MG	1	3763	1/1	0.73	0.42	66,66,66,66	0
84	MG	3	208	1/1	0.73	0.46	64,64,64,64	0
84	MG	1	3495	1/1	0.73	0.62	75,75,75,75	0
84	MG	D3	204	1/1	0.73	0.51	94,94,94,94	0
84	MG	7	223	1/1	0.73	0.22	75,75,75,75	0
84	MG	5	4130	1/1	0.74	0.21	81,81,81,81	0
84	MG	m7	207	1/1	0.74	0.53	66,66,66,66	0
84	MG	1	3565	1/1	0.74	0.20	71,71,71,71	0
84	MG	2	2000	1/1	0.74	0.36	164,164,164,164	0
84	MG	6	2142	1/1	0.74	0.24	89,89,89,89	0
84	MG	6	1960	1/1	0.74	0.41	62,62,62,62	0
84	MG	5	3934	1/1	0.74	0.46	48,48,48,48	1
84	MG	2	2037	1/1	0.74	0.35	99,99,99,99	0
84	MG	6	1977	1/1	0.74	0.26	103,103,103,103	0
84	MG	8	202	1/1	0.74	0.19	90,90,90,90	0
84	MG	5	3856	1/1	0.74	0.34	61,61,61,61	0
84	MG	1	3580	1/1	0.74	0.24	75,75,75,75	0
84	MG	1	3738	1/1	0.74	0.73	75,75,75,75	0
84	MG	l5	302	1/1	0.74	0.14	78,78,78,78	0
84	MG	1	3694	1/1	0.74	0.38	62,62,62,62	0
84	MG	d9	102	1/1	0.74	0.22	94,94,94,94	0
84	MG	2	1984	1/1	0.74	0.43	113,113,113,113	0
84	MG	1	3681	1/1	0.75	0.36	62,62,62,62	0
84	MG	2	2004	1/1	0.75	0.72	81,81,81,81	0
84	MG	6	1920	1/1	0.75	0.23	81,81,81,81	0
84	MG	2	1953	1/1	0.75	0.33	96,96,96,96	0
84	MG	1	3893	1/1	0.75	0.30	57,57,57,57	0
84	MG	1	3560	1/1	0.75	0.20	78,78,78,78	0
84	MG	8	201	1/1	0.75	0.42	81,81,81,81	0
84	MG	5	3651	1/1	0.75	0.38	77,77,77,77	0
84	MG	8	208	1/1	0.75	0.21	79,79,79,79	0
84	MG	4	210	1/1	0.75	0.14	90,90,90,90	0
84	MG	1	3764	1/1	0.75	0.57	69,69,69,69	0

Continued on next page...

Continued from previous page...

Mol	Type	Chain	Res	Atoms	RSCC	RSR	B-factors(\AA^2)	Q<0.9
84	MG	8	216	1/1	0.75	0.68	67,67,67,67	0
84	MG	1	3584	1/1	0.75	0.36	76,76,76,76	0
84	MG	6	1974	1/1	0.75	0.17	90,90,90,90	0
84	MG	l3	410	1/1	0.75	0.17	73,73,73,73	0
84	MG	Q2	504	1/1	0.75	0.37	59,59,59,59	0
84	MG	5	4046	1/1	0.75	0.43	67,67,67,67	0
84	MG	1	3454	1/1	0.75	0.37	61,61,61,61	0
84	MG	m4	206	1/1	0.75	0.35	58,58,58,58	0
84	MG	C1	201	1/1	0.75	0.20	103,103,103,103	0
84	MG	1	3566	1/1	0.75	0.22	74,74,74,74	0
84	MG	1	3426	1/1	0.75	0.31	45,45,45,45	0
84	MG	1	3948	1/1	0.75	0.51	82,82,82,82	0
84	MG	5	3780	1/1	0.75	0.30	64,64,64,64	0
84	MG	5	3793	1/1	0.75	0.37	68,68,68,68	0
84	MG	5	3577	1/1	0.75	0.57	54,54,54,54	0
84	MG	sR	401	1/1	0.75	0.18	76,76,76,76	0
84	MG	1	3555	1/1	0.75	0.16	92,92,92,92	0
84	MG	5	3755	1/1	0.76	0.44	59,59,59,59	0
84	MG	6	2064	1/1	0.76	0.15	126,126,126,126	0
84	MG	1	3879	1/1	0.76	0.69	63,63,63,63	0
84	MG	1	3977	1/1	0.76	0.16	87,87,87,87	0
84	MG	q2	502	1/1	0.76	0.27	63,63,63,63	0
84	MG	5	4117	1/1	0.76	0.18	82,82,82,82	0
84	MG	q2	507	1/1	0.76	0.20	51,51,51,51	0
84	MG	q3	503	1/1	0.76	0.26	79,79,79,79	0
84	MG	5	4120	1/1	0.76	0.10	90,90,90,90	0
84	MG	5	3775	1/1	0.76	0.45	120,120,120,120	0
84	MG	1	3827	1/1	0.76	0.47	61,61,61,61	0
84	MG	5	3954	1/1	0.76	0.62	58,58,58,58	0
84	MG	5	3617	1/1	0.76	0.30	75,75,75,75	0
84	MG	5	3622	1/1	0.76	0.19	84,84,84,84	0
84	MG	5	3624	1/1	0.76	0.57	65,65,65,65	0
84	MG	1	3668	1/1	0.76	0.32	74,74,74,74	0
84	MG	1	3499	1/1	0.76	0.46	61,61,61,61	0
84	MG	1	3859	1/1	0.76	0.16	67,67,67,67	0
84	MG	5	3469	1/1	0.76	0.46	54,54,54,54	0
84	MG	5	3526	1/1	0.76	0.62	61,61,61,61	0
84	MG	5	3675	1/1	0.76	0.25	67,67,67,67	0
84	MG	l2	303	1/1	0.76	0.36	72,72,72,72	0
84	MG	5	3855	1/1	0.76	0.57	69,69,69,69	0
84	MG	5	4033	1/1	0.76	0.13	74,74,74,74	0
84	MG	1	3578	1/1	0.76	0.21	78,78,78,78	0

Continued on next page...

Continued from previous page...

Mol	Type	Chain	Res	Atoms	RSCC	RSR	B-factors(\AA^2)	Q<0.9
84	MG	5	3693	1/1	0.76	0.32	81,81,81,81	0
84	MG	5	3563	1/1	0.76	0.46	55,55,55,55	0
84	MG	1	3514	1/1	0.76	0.61	63,63,63,63	0
84	MG	6	1996	1/1	0.76	0.32	74,74,74,74	0
84	MG	d6	104	1/1	0.76	0.30	76,76,76,76	0
84	MG	m6	202	1/1	0.76	0.29	47,47,47,47	0
84	MG	O7	102	1/1	0.76	0.39	61,61,61,61	0
84	MG	5	3722	1/1	0.76	0.38	77,77,77,77	0
84	MG	5	3593	1/1	0.76	0.50	68,68,68,68	0
84	MG	2	1978	1/1	0.77	0.50	64,64,64,64	0
84	MG	l5	305	1/1	0.77	0.08	77,77,77,77	0
84	MG	l6	202	1/1	0.77	0.39	66,66,66,66	0
84	MG	1	3886	1/1	0.77	0.22	83,83,83,83	0
84	MG	19	208	1/1	0.77	0.18	54,54,54,54	0
84	MG	5	3492	1/1	0.77	0.42	74,74,74,74	0
84	MG	5	3524	1/1	0.77	0.48	53,53,53,53	0
84	MG	5	3802	1/1	0.77	0.15	75,75,75,75	0
84	MG	1	3444	1/1	0.77	0.68	70,70,70,70	0
84	MG	1	3741	1/1	0.77	0.34	80,80,80,80	0
84	MG	m8	202	1/1	0.77	0.53	63,63,63,63	0
84	MG	1	3873	1/1	0.77	0.44	65,65,65,65	0
84	MG	5	4041	1/1	0.77	0.30	79,79,79,79	0
84	MG	5	3819	1/1	0.77	0.24	57,57,57,57	0
84	MG	1	3663	1/1	0.77	0.29	69,69,69,69	0
84	MG	8	205	1/1	0.77	0.17	111,111,111,111	0
84	MG	8	207	1/1	0.77	0.31	74,74,74,74	0
84	MG	5	3828	1/1	0.77	0.32	46,46,46,46	0
84	MG	5	4063	1/1	0.77	0.17	94,94,94,94	0
84	MG	c3	201	1/1	0.77	0.61	89,89,89,89	0
84	MG	4	223	1/1	0.77	0.26	72,72,72,72	0
84	MG	8	214	1/1	0.77	0.39	54,54,54,54	0
84	MG	5	3766	1/1	0.77	0.49	57,57,57,57	0
84	MG	1	3746	1/1	0.77	0.39	69,69,69,69	0
84	MG	6	2085	1/1	0.77	0.15	88,88,88,88	0
84	MG	L5	301	1/1	0.77	0.13	89,89,89,89	0
84	MG	5	3857	1/1	0.77	0.21	65,65,65,65	0
84	MG	6	1940	1/1	0.77	0.80	69,69,69,69	0
84	MG	5	3838	1/1	0.78	0.31	57,57,57,57	0
84	MG	5	3960	1/1	0.78	0.18	74,74,74,74	0
84	MG	5	3574	1/1	0.78	0.61	58,58,58,58	0
84	MG	6	1988	1/1	0.78	0.39	66,66,66,66	0
84	MG	3	211	1/1	0.78	0.24	71,71,71,71	0

Continued on next page...

Continued from previous page...

Mol	Type	Chain	Res	Atoms	RSCC	RSR	B-factors(\AA^2)	Q<0.9
84	MG	1	3515	1/1	0.78	1.17	64,64,64,64	0
84	MG	6	1992	1/1	0.78	0.47	78,78,78,78	0
84	MG	N4	201	1/1	0.78	0.39	70,70,70,70	0
84	MG	2	2013	1/1	0.78	0.12	120,120,120,120	0
84	MG	6	1997	1/1	0.78	0.28	78,78,78,78	0
84	MG	5	4112	1/1	0.78	0.18	52,52,52,52	0
84	MG	1	3805	1/1	0.78	0.32	74,74,74,74	0
84	MG	1	3742	1/1	0.78	0.51	78,78,78,78	0
84	MG	5	3706	1/1	0.78	0.62	71,71,71,71	0
84	MG	5	3805	1/1	0.78	0.15	75,75,75,75	0
84	MG	1	3711	1/1	0.78	0.19	84,84,84,84	0
84	MG	5	3915	1/1	0.78	0.49	78,78,78,78	0
84	MG	5	4149	1/1	0.78	0.32	74,74,74,74	0
84	MG	1	3577	1/1	0.78	0.23	81,81,81,81	0
84	MG	d3	201	1/1	0.78	0.48	65,65,65,65	0
84	MG	5	3542	1/1	0.78	0.42	54,54,54,54	0
84	MG	m6	203	1/1	0.78	0.34	55,55,55,55	0
84	MG	7	225	1/1	0.78	0.20	71,71,71,71	0
84	MG	1	3665	1/1	0.78	0.22	67,67,67,67	0
84	MG	1	3686	1/1	0.78	0.34	57,57,57,57	0
84	MG	5	3564	1/1	0.78	0.47	59,59,59,59	0
84	MG	6	2026	1/1	0.79	0.28	78,78,78,78	0
84	MG	5	3588	1/1	0.79	0.94	62,62,62,62	0
84	MG	1	3949	1/1	0.79	0.14	79,79,79,79	0
84	MG	6	2035	1/1	0.79	0.21	82,82,82,82	0
84	MG	6	2058	1/1	0.79	0.30	81,81,81,81	0
84	MG	2	2024	1/1	0.79	0.07	130,130,130,130	0
84	MG	2	2026	1/1	0.79	0.22	126,126,126,126	0
84	MG	6	2066	1/1	0.79	0.10	121,121,121,121	0
84	MG	1	3820	1/1	0.79	0.45	76,76,76,76	0
84	MG	1	3880	1/1	0.79	0.45	73,73,73,73	0
84	MG	1	3953	1/1	0.79	0.30	72,72,72,72	0
84	MG	5	3965	1/1	0.79	0.57	65,65,65,65	0
84	MG	1	3508	1/1	0.79	0.89	60,60,60,60	0
84	MG	1	3792	1/1	0.79	0.23	94,94,94,94	0
84	MG	4	215	1/1	0.79	0.38	69,69,69,69	0
84	MG	D3	201	1/1	0.79	0.32	72,72,72,72	0
84	MG	1	3829	1/1	0.79	0.53	71,71,71,71	0
84	MG	6	1913	1/1	0.79	0.15	107,107,107,107	0
84	MG	5	3434	1/1	0.79	0.27	60,60,60,60	0
84	MG	5	3437	1/1	0.79	0.25	59,59,59,59	0
84	MG	5	3833	1/1	0.79	0.36	53,53,53,53	0

Continued on next page...

Continued from previous page...

Mol	Type	Chain	Res	Atoms	RSCC	RSR	B-factors(\AA^2)	Q<0.9
84	MG	5	4012	1/1	0.79	0.31	61,61,61,61	0
84	MG	5	4024	1/1	0.79	0.39	68,68,68,68	0
84	MG	5	3442	1/1	0.79	0.45	53,53,53,53	0
84	MG	2	1992	1/1	0.79	0.14	98,98,98,98	0
84	MG	5	3483	1/1	0.79	0.36	57,57,57,57	0
84	MG	8	219	1/1	0.79	0.38	90,90,90,90	0
84	MG	1	3465	1/1	0.79	0.37	56,56,56,56	0
84	MG	5	3697	1/1	0.79	0.44	65,65,65,65	0
84	MG	13	406	1/1	0.79	0.44	63,63,63,63	0
84	MG	13	408	1/1	0.79	0.41	64,64,64,64	0
84	MG	1	3847	1/1	0.79	0.51	53,53,53,53	0
84	MG	1	3634	1/1	0.79	0.26	105,105,105,105	0
84	MG	1	3541	1/1	0.79	0.32	58,58,58,58	0
84	MG	1	3501	1/1	0.79	0.24	64,64,64,64	0
84	MG	5	3878	1/1	0.79	0.47	79,79,79,79	0
84	MG	2	2010	1/1	0.79	0.29	98,98,98,98	0
84	MG	m3	202	1/1	0.79	0.23	82,82,82,82	0
84	MG	1	3932	1/1	0.79	0.69	71,71,71,71	0
84	MG	1	3704	1/1	0.79	0.32	55,55,55,55	0
84	MG	1	3707	1/1	0.79	0.37	59,59,59,59	0
84	MG	5	4098	1/1	0.79	0.36	81,81,81,81	0
85	LLL	5	4178	31/31	0.79	0.35	69,69,69,69	31
84	MG	m6	207	1/1	0.79	0.29	47,47,47,47	0
84	MG	5	3458	1/1	0.80	0.29	57,57,57,57	0
84	MG	1	3975	1/1	0.80	0.28	63,63,63,63	0
84	MG	5	3967	1/1	0.80	0.62	71,71,71,71	0
84	MG	O2	203	1/1	0.80	0.35	57,57,57,57	0
84	MG	6	1934	1/1	0.80	0.36	67,67,67,67	0
84	MG	1	3430	1/1	0.80	0.39	54,54,54,54	0
84	MG	5	4114	1/1	0.80	0.20	83,83,83,83	0
84	MG	5	3859	1/1	0.80	0.56	71,71,71,71	0
84	MG	1	3928	1/1	0.80	0.23	64,64,64,64	0
84	MG	6	2111	1/1	0.80	0.19	113,113,113,113	0
84	MG	19	206	1/1	0.80	0.32	68,68,68,68	0
84	MG	1	3469	1/1	0.80	0.21	59,59,59,59	1
84	MG	m3	201	1/1	0.80	0.28	88,88,88,88	0
84	MG	2	2034	1/1	0.80	0.19	92,92,92,92	0
84	MG	5	3869	1/1	0.80	0.87	67,67,67,67	0
84	MG	6	2124	1/1	0.80	0.26	76,76,76,76	0
84	MG	1	3881	1/1	0.80	0.18	78,78,78,78	0
84	MG	m5	303	1/1	0.80	0.17	79,79,79,79	0
84	MG	1	3457	1/1	0.80	0.25	63,63,63,63	0

Continued on next page...

Continued from previous page...

Mol	Type	Chain	Res	Atoms	RSCC	RSR	B-factors(\AA^2)	Q<0.9
84	MG	7	203	1/1	0.80	0.36	52,52,52,52	0
84	MG	L4	405	1/1	0.80	0.43	63,63,63,63	0
84	MG	5	3899	1/1	0.80	0.81	59,59,59,59	0
84	MG	1	3853	1/1	0.80	0.29	60,60,60,60	0
84	MG	7	227	1/1	0.80	0.28	76,76,76,76	0
84	MG	M0	303	1/1	0.80	0.33	66,66,66,66	0
84	MG	5	3583	1/1	0.80	0.59	59,59,59,59	0
84	MG	6	2014	1/1	0.80	0.21	74,74,74,74	0
84	MG	1	3696	1/1	0.80	0.50	55,55,55,55	0
84	MG	1	3662	1/1	0.80	0.28	78,78,78,78	0
84	MG	5	4052	1/1	0.80	0.43	77,77,77,77	0
84	MG	5	4056	1/1	0.80	0.16	95,95,95,95	0
84	MG	1	3669	1/1	0.80	0.30	78,78,78,78	0
84	MG	1	3670	1/1	0.80	0.31	76,76,76,76	0
84	MG	6	2049	1/1	0.80	0.14	78,78,78,78	0
84	MG	1	3909	1/1	0.80	0.29	73,73,73,73	0
84	MG	5	3958	1/1	0.80	0.62	66,66,66,66	0
84	MG	6	2062	1/1	0.80	0.11	111,111,111,111	0
84	MG	6	2063	1/1	0.80	0.13	117,117,117,117	0
84	MG	1	3715	1/1	0.80	0.18	83,83,83,83	0
84	MG	1	3817	1/1	0.81	0.66	72,72,72,72	0
84	MG	5	4008	1/1	0.81	0.36	56,56,56,56	0
84	MG	M0	302	1/1	0.81	0.83	64,64,64,64	0
84	MG	5	4018	1/1	0.81	0.50	66,66,66,66	0
84	MG	5	4019	1/1	0.81	0.63	66,66,66,66	0
84	MG	5	3725	1/1	0.81	0.37	71,71,71,71	0
84	MG	8	206	1/1	0.81	0.25	81,81,81,81	0
84	MG	2	1990	1/1	0.81	0.21	116,116,116,116	0
84	MG	1	3556	1/1	0.81	0.35	73,73,73,73	0
84	MG	1	3698	1/1	0.81	0.54	69,69,69,69	0
84	MG	1	3800	1/1	0.81	0.52	67,67,67,67	0
84	MG	D3	202	1/1	0.81	0.51	67,67,67,67	0
84	MG	5	3772	1/1	0.81	0.32	128,128,128,128	0
84	MG	6	1937	1/1	0.81	0.93	62,62,62,62	0
84	MG	1	3506	1/1	0.81	0.35	57,57,57,57	0
84	MG	5	3419	1/1	0.81	0.37	49,49,49,49	0
84	MG	6	2115	1/1	0.81	0.12	93,93,93,93	0
84	MG	5	3792	1/1	0.81	0.26	63,63,63,63	1
84	MG	1	3739	1/1	0.81	0.42	72,72,72,72	0
84	MG	1	3840	1/1	0.81	0.67	67,67,67,67	0
84	MG	1	3409	1/1	0.81	0.40	49,49,49,49	0
84	MG	1	3937	1/1	0.81	0.42	73,73,73,73	0

Continued on next page...

Continued from previous page...

Mol	Type	Chain	Res	Atoms	RSCC	RSR	B-factors(\AA^2)	Q<0.9
84	MG	5	4078	1/1	0.81	0.25	67,67,67,67	0
84	MG	5	3946	1/1	0.81	0.69	64,64,64,64	0
84	MG	5	4085	1/1	0.81	0.16	79,79,79,79	0
84	MG	5	3635	1/1	0.81	0.29	55,55,55,55	0
84	MG	N8	203	1/1	0.81	0.44	63,63,63,63	0
84	MG	6	1987	1/1	0.81	0.31	79,79,79,79	0
84	MG	2	2016	1/1	0.81	0.39	72,72,72,72	0
84	MG	5	4104	1/1	0.81	0.30	56,56,56,56	0
84	MG	1	3810	1/1	0.81	0.27	70,70,70,70	0
84	MG	5	3520	1/1	0.81	0.36	54,54,54,54	0
84	MG	O2	204	1/1	0.81	0.32	58,58,58,58	0
84	MG	6	1994	1/1	0.81	0.60	69,69,69,69	0
84	MG	O3	201	1/1	0.81	0.41	64,64,64,64	0
84	MG	5	3968	1/1	0.81	0.26	56,56,56,56	0
84	MG	1	3652	1/1	0.81	0.23	59,59,59,59	0
84	MG	5	3552	1/1	0.81	0.52	68,68,68,68	0
84	MG	5	3696	1/1	0.81	0.39	94,94,94,94	0
84	MG	1	3529	1/1	0.81	0.76	66,66,66,66	0
84	MG	5	3992	1/1	0.81	0.42	49,49,49,49	0
84	MG	2	2035	1/1	0.81	0.27	101,101,101,101	0
84	MG	n1	201	1/1	0.81	0.15	61,61,61,61	0
84	MG	6	2037	1/1	0.81	0.17	87,87,87,87	0
84	MG	3	210	1/1	0.81	0.22	65,65,65,65	0
84	MG	1	3494	1/1	0.82	0.40	81,81,81,81	0
84	MG	5	3565	1/1	0.82	0.39	57,57,57,57	0
84	MG	q2	503	1/1	0.82	0.35	52,52,52,52	0
84	MG	5	4015	1/1	0.82	0.41	59,59,59,59	0
84	MG	7	230	1/1	0.82	0.45	75,75,75,75	0
84	MG	1	3976	1/1	0.82	0.23	71,71,71,71	0
84	MG	1	3936	1/1	0.82	0.37	67,67,67,67	0
84	MG	N1	201	1/1	0.82	0.29	68,68,68,68	0
84	MG	5	3728	1/1	0.82	0.21	51,51,51,51	0
84	MG	1	3699	1/1	0.82	0.53	82,82,82,82	0
84	MG	5	3752	1/1	0.82	0.36	59,59,59,59	0
84	MG	1	3446	1/1	0.82	0.22	62,62,62,62	0
84	MG	8	212	1/1	0.82	0.34	66,66,66,66	0
84	MG	1	3509	1/1	0.82	0.54	60,60,60,60	0
84	MG	D3	205	1/1	0.82	0.23	86,86,86,86	0
84	MG	1	3477	1/1	0.82	0.38	51,51,51,51	0
84	MG	1	3575	1/1	0.82	0.18	61,61,61,61	0
84	MG	5	3927	1/1	0.82	0.40	55,55,55,55	1
84	MG	5	3616	1/1	0.82	0.17	82,82,82,82	0

Continued on next page...

Continued from previous page...

Mol	Type	Chain	Res	Atoms	RSCC	RSR	B-factors(\AA^2)	Q<0.9
84	MG	5	4060	1/1	0.82	0.32	68,68,68,68	0
84	MG	6	1950	1/1	0.82	0.28	72,72,72,72	0
84	MG	1	3418	1/1	0.82	0.57	65,65,65,65	0
84	MG	5	3786	1/1	0.82	0.38	43,43,43,43	0
84	MG	1	3505	1/1	0.82	0.37	67,67,67,67	0
84	MG	5	3943	1/1	0.82	0.69	75,75,75,75	0
84	MG	L8	301	1/1	0.82	0.18	103,103,103,103	0
84	MG	6	1976	1/1	0.82	0.22	84,84,84,84	0
84	MG	5	4083	1/1	0.82	0.15	88,88,88,88	0
84	MG	6	1980	1/1	0.82	0.24	108,108,108,108	0
84	MG	2	2022	1/1	0.82	0.09	132,132,132,132	0
84	MG	5	3953	1/1	0.82	0.60	62,62,62,62	0
84	MG	2	1967	1/1	0.82	0.35	90,90,90,90	0
84	MG	5	3488	1/1	0.82	0.21	55,55,55,55	0
84	MG	2	1975	1/1	0.82	0.46	87,87,87,87	0
84	MG	O4	504	1/1	0.82	0.48	76,76,76,76	0
84	MG	s6	301	1/1	0.82	0.28	78,78,78,78	0
84	MG	2	2027	1/1	0.82	0.55	95,95,95,95	0
84	MG	5	3812	1/1	0.82	0.53	46,46,46,46	0
84	MG	2	2033	1/1	0.82	0.23	108,108,108,108	0
84	MG	5	3686	1/1	0.82	0.30	68,68,68,68	0
84	MG	1	3559	1/1	0.82	0.24	73,73,73,73	0
84	MG	5	3692	1/1	0.82	0.26	73,73,73,73	0
84	MG	6	2021	1/1	0.82	0.09	86,86,86,86	0
84	MG	5	3546	1/1	0.82	0.37	63,63,63,63	0
84	MG	5	3694	1/1	0.82	0.22	84,84,84,84	0
84	MG	1	3766	1/1	0.82	0.27	58,58,58,58	0
84	MG	1	3963	1/1	0.82	0.33	76,76,76,76	0
84	MG	M5	301	1/1	0.82	0.35	69,69,69,69	0
86	ZN	d7	101	1/1	0.82	0.15	272,272,272,272	0
84	MG	1	3914	1/1	0.83	0.27	59,59,59,59	0
84	MG	5	3566	1/1	0.83	0.27	60,60,60,60	0
84	MG	1	3629	1/1	0.83	0.14	136,136,136,136	0
84	MG	m9	201	1/1	0.83	0.24	74,74,74,74	0
84	MG	5	3839	1/1	0.83	0.25	68,68,68,68	0
84	MG	5	3708	1/1	0.83	0.30	75,75,75,75	0
84	MG	5	3980	1/1	0.83	0.39	52,52,52,52	0
84	MG	5	3841	1/1	0.83	0.25	61,61,61,61	0
84	MG	1	3922	1/1	0.83	0.25	61,61,61,61	0
84	MG	2	1991	1/1	0.83	0.15	103,103,103,103	0
84	MG	6	2065	1/1	0.83	0.20	104,104,104,104	0
84	MG	3	212	1/1	0.83	0.33	64,64,64,64	0

Continued on next page...

Continued from previous page...

Mol	Type	Chain	Res	Atoms	RSCC	RSR	B-factors(Å ²)	Q<0.9
84	MG	5	3858	1/1	0.83	0.32	55,55,55,55	0
84	MG	2	1901	1/1	0.83	0.21	92,92,92,92	0
84	MG	5	3861	1/1	0.83	0.34	63,63,63,63	0
84	MG	D3	203	1/1	0.83	0.36	85,85,85,85	0
84	MG	M3	205	1/1	0.83	0.26	82,82,82,82	0
84	MG	5	3754	1/1	0.83	0.46	69,69,69,69	0
84	MG	5	4021	1/1	0.83	0.28	60,60,60,60	0
84	MG	1	3492	1/1	0.83	0.38	80,80,80,80	0
84	MG	5	4027	1/1	0.83	0.54	50,50,50,50	0
84	MG	1	3957	1/1	0.83	0.21	71,71,71,71	0
84	MG	5	3423	1/1	0.83	0.29	54,54,54,54	1
84	MG	2	1919	1/1	0.83	0.28	84,84,84,84	0
84	MG	5	3897	1/1	0.83	0.42	76,76,76,76	0
84	MG	M7	205	1/1	0.83	0.30	59,59,59,59	0
84	MG	4	203	1/1	0.83	0.27	61,61,61,61	0
84	MG	1	3558	1/1	0.83	0.20	68,68,68,68	0
84	MG	8	220	1/1	0.83	0.35	94,94,94,94	0
84	MG	5	3922	1/1	0.83	0.30	56,56,56,56	0
84	MG	6	2130	1/1	0.83	0.16	95,95,95,95	0
84	MG	N0	203	1/1	0.83	0.09	80,80,80,80	0
84	MG	1	3929	1/1	0.83	0.54	63,63,63,63	0
84	MG	2	2018	1/1	0.83	0.10	135,135,135,135	0
84	MG	1	3807	1/1	0.83	0.46	77,77,77,77	0
84	MG	l3	411	1/1	0.83	0.16	53,53,53,53	0
84	MG	5	3939	1/1	0.83	0.24	76,76,76,76	0
84	MG	6	2150	1/1	0.83	0.21	81,81,81,81	0
84	MG	6	2153	1/1	0.83	0.19	68,68,68,68	0
84	MG	5	4072	1/1	0.83	0.09	109,109,109,109	0
84	MG	2	1960	1/1	0.83	0.20	94,94,94,94	0
84	MG	s0	301	1/1	0.83	0.16	103,103,103,103	0
84	MG	5	4074	1/1	0.83	0.08	105,105,105,105	0
84	MG	s3	301	1/1	0.83	0.29	84,84,84,84	0
84	MG	1	3972	1/1	0.83	0.20	65,65,65,65	0
84	MG	5	3944	1/1	0.83	0.67	61,61,61,61	0
84	MG	1	3824	1/1	0.83	0.37	62,62,62,62	0
84	MG	1	3935	1/1	0.83	0.26	68,68,68,68	0
84	MG	m3	203	1/1	0.83	0.48	81,81,81,81	0
84	MG	5	3691	1/1	0.83	0.43	74,74,74,74	0
84	MG	d3	202	1/1	0.83	0.35	69,69,69,69	0
84	MG	1	3445	1/1	0.83	0.41	64,64,64,64	0
84	MG	1	3695	1/1	0.83	0.64	67,67,67,67	0
84	MG	6	1998	1/1	0.83	0.26	78,78,78,78	0

Continued on next page...

Continued from previous page...

Mol	Type	Chain	Res	Atoms	RSCC	RSR	B-factors(\AA^2)	Q<0.9
84	MG	5	4101	1/1	0.83	0.21	75,75,75,75	0
84	MG	1	3941	1/1	0.83	0.17	66,66,66,66	0
85	LLL	5	4173	31/31	0.83	0.30	106,106,107,107	31
84	MG	m6	205	1/1	0.83	0.27	51,51,51,51	1
85	LLL	6	2174	31/31	0.83	0.29	81,81,81,81	31
84	MG	1	3837	1/1	0.83	0.48	58,58,58,58	0
84	MG	1	3502	1/1	0.83	0.37	64,64,64,64	0
84	MG	5	3709	1/1	0.84	0.17	75,75,75,75	0
84	MG	5	3710	1/1	0.84	0.24	72,72,72,72	0
84	MG	2	1947	1/1	0.84	0.48	92,92,92,92	0
84	MG	6	2027	1/1	0.84	0.19	61,61,61,61	0
84	MG	5	3551	1/1	0.84	0.48	56,56,56,56	0
84	MG	2	1952	1/1	0.84	0.47	99,99,99,99	0
84	MG	1	3908	1/1	0.84	0.36	60,60,60,60	0
84	MG	1	3624	1/1	0.84	0.23	74,74,74,74	0
84	MG	1	3554	1/1	0.84	0.21	67,67,67,67	0
84	MG	2	2031	1/1	0.84	0.35	105,105,105,105	0
84	MG	2	1956	1/1	0.84	0.38	72,72,72,72	0
84	MG	6	2061	1/1	0.84	0.20	80,80,80,80	0
84	MG	5	3940	1/1	0.84	0.36	71,71,71,71	0
84	MG	5	3571	1/1	0.84	0.18	77,77,77,77	0
84	MG	1	3790	1/1	0.84	0.33	78,78,78,78	0
84	MG	1	3664	1/1	0.84	0.14	63,63,63,63	0
84	MG	1	3925	1/1	0.84	0.30	83,83,83,83	0
84	MG	1	3821	1/1	0.84	0.75	68,68,68,68	0
84	MG	2	2042	1/1	0.84	0.17	101,101,101,101	0
84	MG	6	2079	1/1	0.84	0.38	63,63,63,63	0
84	MG	1	3822	1/1	0.84	0.30	86,86,86,86	0
84	MG	6	2089	1/1	0.84	0.25	71,71,71,71	0
84	MG	5	4118	1/1	0.84	0.17	87,87,87,87	0
84	MG	6	2094	1/1	0.84	0.30	69,69,69,69	0
84	MG	1	3799	1/1	0.84	0.14	93,93,93,93	0
84	MG	n9	101	1/1	0.84	0.44	49,49,49,49	0
84	MG	5	4125	1/1	0.84	0.44	55,55,55,55	0
84	MG	5	4128	1/1	0.84	0.32	68,68,68,68	0
84	MG	5	3597	1/1	0.84	0.35	70,70,70,70	0
84	MG	5	3598	1/1	0.84	0.55	84,84,84,84	0
84	MG	5	4132	1/1	0.84	0.34	94,94,94,94	0
84	MG	1	3930	1/1	0.84	0.38	73,73,73,73	0
84	MG	5	3604	1/1	0.84	0.23	78,78,78,78	0
84	MG	6	1912	1/1	0.84	0.13	95,95,95,95	0
84	MG	5	4141	1/1	0.84	0.29	62,62,62,62	0

Continued on next page...

Continued from previous page...

Mol	Type	Chain	Res	Atoms	RSCC	RSR	B-factors(Å ²)	Q<0.9
84	MG	6	2123	1/1	0.84	0.59	142,142,142,142	0
84	MG	6	1917	1/1	0.84	0.28	89,89,89,89	0
84	MG	6	2125	1/1	0.84	0.22	71,71,71,71	0
84	MG	6	2127	1/1	0.84	0.44	76,76,76,76	0
84	MG	5	3609	1/1	0.84	0.20	87,87,87,87	0
84	MG	1	3576	1/1	0.84	0.26	72,72,72,72	0
84	MG	7	216	1/1	0.84	0.09	74,74,74,74	1
84	MG	1	3984	1/1	0.84	0.32	65,65,65,65	0
84	MG	7	222	1/1	0.84	0.13	66,66,66,66	0
84	MG	1	3718	1/1	0.84	0.26	60,60,60,60	0
84	MG	L9	201	1/1	0.84	0.27	59,59,59,59	0
84	MG	6	2144	1/1	0.84	0.15	76,76,76,76	0
84	MG	1	3884	1/1	0.84	0.22	80,80,80,80	0
84	MG	5	3823	1/1	0.84	0.20	57,57,57,57	1
84	MG	1	3666	1/1	0.84	0.27	72,72,72,72	0
84	MG	5	3414	1/1	0.84	0.51	54,54,54,54	0
84	MG	6	2154	1/1	0.84	0.15	78,78,78,78	0
84	MG	5	4004	1/1	0.84	0.32	80,80,80,80	0
84	MG	1	3834	1/1	0.84	0.70	70,70,70,70	0
84	MG	M3	204	1/1	0.84	0.29	69,69,69,69	0
84	MG	1	3543	1/1	0.84	0.64	51,51,51,51	0
84	MG	5	3660	1/1	0.84	0.17	96,96,96,96	0
84	MG	2	1908	1/1	0.84	0.37	104,104,104,104	0
84	MG	2	2003	1/1	0.84	0.28	118,118,118,118	0
84	MG	1	3896	1/1	0.84	0.19	73,73,73,73	0
84	MG	5	4023	1/1	0.84	0.17	58,58,58,58	1
84	MG	5	3688	1/1	0.84	0.39	73,73,73,73	0
84	MG	2	1914	1/1	0.84	0.50	83,83,83,83	0
84	MG	M5	302	1/1	0.84	0.32	58,58,58,58	0
84	MG	2	1923	1/1	0.84	0.41	87,87,87,87	0
84	MG	1	3730	1/1	0.84	0.38	65,65,65,65	0
84	MG	5	3509	1/1	0.84	0.48	65,65,65,65	0
84	MG	5	3512	1/1	0.84	0.36	56,56,56,56	0
84	MG	2	1930	1/1	0.84	0.71	81,81,81,81	0
85	LLL	1	4000	31/31	0.84	0.29	84,85,85,85	31
84	MG	1	3412	1/1	0.84	0.30	51,51,51,51	0
85	LLL	5	4176	31/31	0.84	0.27	74,74,74,74	31
84	MG	1	3623	1/1	0.84	0.35	68,68,68,68	0
85	LLL	7	233	31/31	0.84	0.23	82,82,82,82	31
84	MG	2	2020	1/1	0.84	0.21	111,111,111,111	0
84	MG	5	3891	1/1	0.84	0.70	75,75,75,75	0
84	MG	5	3543	1/1	0.84	0.32	52,52,52,52	1

Continued on next page...

Continued from previous page...

Mol	Type	Chain	Res	Atoms	RSCC	RSR	B-factors(Å ²)	Q<0.9
84	MG	1	3965	1/1	0.85	0.32	67,67,67,67	1
84	MG	3	219	1/1	0.85	0.31	79,79,79,79	0
84	MG	1	3593	1/1	0.85	0.47	63,63,63,63	0
84	MG	6	2110	1/1	0.85	0.12	124,124,124,124	0
84	MG	1	3794	1/1	0.85	0.32	68,68,68,68	0
84	MG	1	3615	1/1	0.85	0.26	59,59,59,59	0
84	MG	1	3735	1/1	0.85	0.45	77,77,77,77	0
84	MG	6	2117	1/1	0.85	0.53	56,56,56,56	0
84	MG	5	4136	1/1	0.85	0.25	70,70,70,70	0
84	MG	6	1971	1/1	0.85	0.36	73,73,73,73	0
84	MG	5	4140	1/1	0.85	0.33	57,57,57,57	0
84	MG	6	1975	1/1	0.85	0.23	83,83,83,83	0
84	MG	m4	203	1/1	0.85	0.21	59,59,59,59	0
84	MG	1	3978	1/1	0.85	0.31	89,89,89,89	0
84	MG	5	4144	1/1	0.85	0.18	58,58,58,58	0
84	MG	5	4148	1/1	0.85	0.47	54,54,54,54	0
84	MG	1	3863	1/1	0.85	0.29	74,74,74,74	0
84	MG	5	3610	1/1	0.85	0.24	110,110,110,110	0
84	MG	1	3831	1/1	0.85	0.38	59,59,59,59	0
84	MG	1	3468	1/1	0.85	0.45	61,61,61,61	0
84	MG	1	3785	1/1	0.85	0.26	73,73,73,73	0
84	MG	m8	201	1/1	0.85	0.28	55,55,55,55	0
84	MG	5	3800	1/1	0.85	0.21	69,69,69,69	0
84	MG	1	3878	1/1	0.85	0.44	60,60,60,60	0
84	MG	6	2145	1/1	0.85	0.20	77,77,77,77	0
84	MG	5	3441	1/1	0.85	0.25	72,72,72,72	0
84	MG	7	229	1/1	0.85	0.27	72,72,72,72	0
84	MG	n0	206	1/1	0.85	0.44	48,48,48,48	0
84	MG	5	3969	1/1	0.85	0.49	70,70,70,70	0
84	MG	5	3881	1/1	0.85	0.43	63,63,63,63	0
84	MG	1	3905	1/1	0.85	0.22	76,76,76,76	0
84	MG	5	4077	1/1	0.85	0.26	70,70,70,70	0
84	MG	L3	402	1/1	0.85	0.58	60,60,60,60	0
84	MG	2	2009	1/1	0.85	0.19	117,117,117,117	0
84	MG	q2	504	1/1	0.85	0.56	60,60,60,60	0
84	MG	5	3650	1/1	0.85	0.51	80,80,80,80	0
84	MG	5	3477	1/1	0.85	0.42	60,60,60,60	0
84	MG	5	3822	1/1	0.85	0.16	60,60,60,60	0
84	MG	5	3653	1/1	0.85	0.26	76,76,76,76	0
84	MG	5	3919	1/1	0.85	0.30	51,51,51,51	0
84	MG	6	1906	1/1	0.85	0.29	76,76,76,76	0
84	MG	5	4099	1/1	0.85	0.27	105,105,105,105	0

Continued on next page...

Continued from previous page...

Mol	Type	Chain	Res	Atoms	RSCC	RSR	B-factors(\AA^2)	Q<0.9
84	MG	5	3732	1/1	0.85	0.32	70,70,70,70	0
84	MG	5	3923	1/1	0.85	0.90	67,67,67,67	0
84	MG	5	3924	1/1	0.85	0.30	56,56,56,56	0
84	MG	1	3700	1/1	0.85	0.91	52,52,52,52	0
84	MG	1	3961	1/1	0.85	0.18	80,80,80,80	0
84	MG	6	1929	1/1	0.85	0.38	69,69,69,69	0
85	LLL	1	4002	31/31	0.85	0.35	136,137,137,137	0
85	LLL	4	224	31/31	0.85	0.36	99,99,99,99	0
84	MG	13	407	1/1	0.85	0.33	55,55,55,55	0
85	LLL	5	4175	31/31	0.85	0.29	60,60,60,60	31
84	MG	6	2083	1/1	0.85	0.29	78,78,78,78	0
84	MG	5	4116	1/1	0.85	0.13	82,82,82,82	0
84	MG	5	3935	1/1	0.85	0.28	52,52,52,52	0
84	MG	5	4020	1/1	0.85	0.34	72,72,72,72	0
85	LLL	6	2175	31/31	0.85	0.30	66,66,66,66	31
84	MG	1	3413	1/1	0.85	0.21	55,55,55,55	1
84	MG	5	3837	1/1	0.85	0.30	72,72,72,72	0
84	MG	1	3835	1/1	0.86	0.24	58,58,58,58	0
84	MG	6	2073	1/1	0.86	0.27	80,80,80,80	0
84	MG	5	3649	1/1	0.86	0.14	63,63,63,63	1
84	MG	1	3547	1/1	0.86	0.30	65,65,65,65	0
84	MG	5	4035	1/1	0.86	0.27	76,76,76,76	0
84	MG	1	3609	1/1	0.86	0.36	52,52,52,52	0
84	MG	5	3528	1/1	0.86	0.89	56,56,56,56	0
84	MG	5	4043	1/1	0.86	0.33	51,51,51,51	0
84	MG	6	1916	1/1	0.86	0.22	94,94,94,94	0
84	MG	3	205	1/1	0.86	0.21	61,61,61,61	1
84	MG	1	3841	1/1	0.86	0.45	92,92,92,92	0
84	MG	2	2038	1/1	0.86	0.12	117,117,117,117	0
84	MG	5	3806	1/1	0.86	0.39	73,73,73,73	0
84	MG	5	3674	1/1	0.86	0.45	65,65,65,65	0
84	MG	5	4059	1/1	0.86	0.37	66,66,66,66	0
84	MG	5	3550	1/1	0.86	0.39	59,59,59,59	0
84	MG	2	1989	1/1	0.86	0.10	114,114,114,114	0
84	MG	6	1938	1/1	0.86	0.36	59,59,59,59	0
84	MG	5	4067	1/1	0.86	0.24	76,76,76,76	0
84	MG	5	4069	1/1	0.86	0.12	110,110,110,110	0
84	MG	1	3813	1/1	0.86	0.29	80,80,80,80	0
84	MG	5	3557	1/1	0.86	0.24	62,62,62,62	1
84	MG	3	209	1/1	0.86	0.18	70,70,70,70	0
84	MG	6	1947	1/1	0.86	0.42	64,64,64,64	0
84	MG	1	3903	1/1	0.86	0.23	80,80,80,80	0

Continued on next page...

Continued from previous page...

Mol	Type	Chain	Res	Atoms	RSCC	RSR	B-factors(\AA^2)	Q<0.9
84	MG	l3	403	1/1	0.86	0.45	43,43,43,43	0
84	MG	5	3950	1/1	0.86	0.66	61,61,61,61	0
84	MG	5	3951	1/1	0.86	0.92	68,68,68,68	0
84	MG	6	2133	1/1	0.86	0.20	84,84,84,84	0
84	MG	1	3774	1/1	0.86	0.30	61,61,61,61	0
84	MG	1	3569	1/1	0.86	0.16	75,75,75,75	0
84	MG	5	4084	1/1	0.86	0.19	96,96,96,96	0
84	MG	1	3622	1/1	0.86	0.38	87,87,87,87	0
84	MG	M7	201	1/1	0.86	0.29	59,59,59,59	0
84	MG	5	3962	1/1	0.86	0.53	95,95,95,95	0
84	MG	1	3703	1/1	0.86	0.47	65,65,65,65	0
84	MG	5	3576	1/1	0.86	0.33	52,52,52,52	0
84	MG	1	3476	1/1	0.86	0.49	54,54,54,54	0
84	MG	5	3403	1/1	0.86	0.37	54,54,54,54	0
84	MG	1	3791	1/1	0.86	0.18	83,83,83,83	0
84	MG	6	1990	1/1	0.86	0.26	73,73,73,73	0
84	MG	2	1942	1/1	0.86	0.45	84,84,84,84	0
84	MG	5	3972	1/1	0.86	0.45	60,60,60,60	0
84	MG	1	3641	1/1	0.86	0.29	104,104,104,104	0
84	MG	1	3875	1/1	0.86	0.37	64,64,64,64	0
84	MG	1	3573	1/1	0.86	0.13	65,65,65,65	0
84	MG	5	3981	1/1	0.86	0.31	46,46,46,46	0
84	MG	1	3969	1/1	0.86	0.34	72,72,72,72	0
84	MG	c3	202	1/1	0.86	0.29	87,87,87,87	0
84	MG	1	3747	1/1	0.86	0.23	71,71,71,71	0
84	MG	5	3453	1/1	0.86	0.36	56,56,56,56	0
84	MG	2	2019	1/1	0.86	0.09	127,127,127,127	0
84	MG	6	2023	1/1	0.86	0.19	79,79,79,79	0
84	MG	d3	204	1/1	0.86	0.27	66,66,66,66	0
84	MG	m7	203	1/1	0.86	0.38	63,63,63,63	0
84	MG	1	3626	1/1	0.86	0.26	63,63,63,63	0
84	MG	1	3828	1/1	0.86	0.58	67,67,67,67	0
84	MG	5	3880	1/1	0.86	0.22	73,73,73,73	0
84	MG	1	3466	1/1	0.86	0.45	54,54,54,54	0
84	MG	1	3431	1/1	0.86	0.35	56,56,56,56	0
84	MG	1	3979	1/1	0.86	0.19	69,69,69,69	0
84	MG	5	3894	1/1	0.86	0.51	72,72,72,72	0
85	LLL	2	2044	31/31	0.86	0.28	116,116,116,116	0
85	LLL	2	2045	31/31	0.86	0.41	117,117,117,118	0
85	LLL	5	4156	31/31	0.86	0.28	83,84,84,84	31
84	MG	5	4146	1/1	0.86	0.22	63,63,63,63	0
84	MG	5	3494	1/1	0.86	0.23	59,59,59,59	0

Continued on next page...

Continued from previous page...

Mol	Type	Chain	Res	Atoms	RSCC	RSR	B-factors(\AA^2)	Q<0.9
84	MG	5	3627	1/1	0.86	0.32	53,53,53,53	1
85	LLL	5	4177	31/31	0.86	0.32	51,51,51,51	31
84	MG	5	4150	1/1	0.86	0.19	81,81,81,81	0
85	LLL	7	232	31/31	0.86	0.34	81,81,81,81	31
84	MG	q1	102	1/1	0.86	0.34	64,64,64,64	0
85	LLL	6	2173	31/31	0.86	0.35	102,102,103,103	31
84	MG	L4	401	1/1	0.86	0.32	69,69,69,69	0
84	MG	7	214	1/1	0.86	0.33	80,80,80,80	0
84	MG	5	3781	1/1	0.86	0.21	56,56,56,56	0
84	MG	1	3592	1/1	0.86	0.35	62,62,62,62	1
84	MG	5	3744	1/1	0.87	0.40	65,65,65,65	0
84	MG	5	3749	1/1	0.87	0.39	77,77,77,77	0
84	MG	3	207	1/1	0.87	0.21	58,58,58,58	0
84	MG	5	3523	1/1	0.87	0.33	55,55,55,55	0
84	MG	5	3618	1/1	0.87	0.43	83,83,83,83	0
84	MG	5	3874	1/1	0.87	0.27	70,70,70,70	0
84	MG	1	3727	1/1	0.87	0.48	55,55,55,55	0
84	MG	15	306	1/1	0.87	0.13	70,70,70,70	0
84	MG	1	3687	1/1	0.87	0.36	51,51,51,51	0
84	MG	5	4115	1/1	0.87	0.44	59,59,59,59	0
84	MG	1	3691	1/1	0.87	0.26	59,59,59,59	0
84	MG	6	1961	1/1	0.87	0.29	75,75,75,75	0
84	MG	1	3488	1/1	0.87	0.26	73,73,73,73	0
84	MG	5	3887	1/1	0.87	0.12	84,84,84,84	0
84	MG	5	4006	1/1	0.87	0.44	64,64,64,64	0
84	MG	1	3819	1/1	0.87	0.30	80,80,80,80	0
84	MG	2	1968	1/1	0.87	0.29	95,95,95,95	0
84	MG	2	1917	1/1	0.87	0.22	88,88,88,88	0
84	MG	6	2131	1/1	0.87	0.16	89,89,89,89	0
84	MG	3	213	1/1	0.87	0.14	90,90,90,90	0
84	MG	m5	302	1/1	0.87	0.33	71,71,71,71	0
84	MG	1	3913	1/1	0.87	0.29	59,59,59,59	0
84	MG	6	1984	1/1	0.87	0.18	89,89,89,89	0
84	MG	1	3620	1/1	0.87	0.66	65,65,65,65	0
84	MG	5	3907	1/1	0.87	0.33	41,41,41,41	0
84	MG	1	3713	1/1	0.87	0.12	81,81,81,81	0
84	MG	1	3459	1/1	0.87	0.47	61,61,61,61	0
84	MG	2	2025	1/1	0.87	0.20	123,123,123,123	0
84	MG	4	204	1/1	0.87	0.30	69,69,69,69	0
84	MG	6	2152	1/1	0.87	0.19	68,68,68,68	0
84	MG	2	1941	1/1	0.87	0.36	60,60,60,60	0
84	MG	5	3925	1/1	0.87	0.31	53,53,53,53	0

Continued on next page...

Continued from previous page...

Mol	Type	Chain	Res	Atoms	RSCC	RSR	B-factors(Å ²)	Q<0.9
84	MG	6	2160	1/1	0.87	0.29	88,88,88,88	0
84	MG	2	2028	1/1	0.87	0.21	117,117,117,117	0
84	MG	5	4034	1/1	0.87	0.24	68,68,68,68	0
84	MG	6	2163	1/1	0.87	0.43	66,66,66,66	1
84	MG	5	3446	1/1	0.87	0.33	53,53,53,53	0
84	MG	6	2010	1/1	0.87	0.33	68,68,68,68	0
84	MG	n0	201	1/1	0.87	0.15	68,68,68,68	0
84	MG	2	2029	1/1	0.87	0.18	110,110,110,110	0
84	MG	5	3454	1/1	0.87	0.42	46,46,46,46	0
84	MG	5	3809	1/1	0.87	0.20	60,60,60,60	0
84	MG	5	3938	1/1	0.87	0.16	66,66,66,66	0
84	MG	5	3581	1/1	0.87	0.45	53,53,53,53	0
84	MG	5	4051	1/1	0.87	0.31	77,77,77,77	0
84	MG	o2	203	1/1	0.87	0.27	51,51,51,51	0
84	MG	o3	201	1/1	0.87	0.23	56,56,56,56	0
84	MG	1	3775	1/1	0.87	0.36	62,62,62,62	0
84	MG	7	228	1/1	0.87	0.27	73,73,73,73	0
84	MG	5	3466	1/1	0.87	0.34	50,50,50,50	0
84	MG	1	3582	1/1	0.87	0.28	65,65,65,65	0
84	MG	2	1951	1/1	0.87	0.70	95,95,95,95	0
84	MG	1	3784	1/1	0.87	0.51	72,72,72,72	0
84	MG	5	3947	1/1	0.87	0.48	57,57,57,57	0
84	MG	5	3698	1/1	0.87	0.32	81,81,81,81	0
84	MG	5	3596	1/1	0.87	0.34	82,82,82,82	0
84	MG	5	3484	1/1	0.87	0.47	74,74,74,74	0
84	MG	1	3549	1/1	0.87	0.27	67,67,67,67	0
85	LLL	5	4155	31/31	0.87	0.30	81,81,82,82	0
84	MG	5	3491	1/1	0.87	0.14	62,62,62,62	0
85	LLL	5	4169	31/31	0.87	0.31	51,51,51,51	31
85	LLL	5	4171	31/31	0.87	0.24	107,107,107,107	0
84	MG	6	1914	1/1	0.87	0.08	114,114,114,114	0
85	LLL	5	4174	31/31	0.87	0.33	47,47,47,47	31
84	MG	1	3625	1/1	0.87	0.17	71,71,71,71	0
84	MG	5	3605	1/1	0.87	0.12	76,76,76,76	0
84	MG	5	3608	1/1	0.87	0.13	95,95,95,95	0
84	MG	1	3869	1/1	0.87	0.39	62,62,62,62	0
84	MG	6	1921	1/1	0.87	0.22	76,76,76,76	0
84	MG	2	2005	1/1	0.87	0.16	83,83,83,83	0
84	MG	6	2091	1/1	0.87	0.49	68,68,68,68	0
84	MG	S1	301	1/1	0.87	0.27	94,94,94,94	0
84	MG	5	3741	1/1	0.87	0.45	58,58,58,58	0
84	MG	6	2101	1/1	0.87	0.34	82,82,82,82	0

Continued on next page...

Continued from previous page...

Mol	Type	Chain	Res	Atoms	RSCC	RSR	B-factors(\AA^2)	Q<0.9
84	MG	5	3743	1/1	0.87	0.44	61,61,61,61	0
84	MG	1	3692	1/1	0.88	0.39	64,64,64,64	0
84	MG	6	1954	1/1	0.88	0.27	80,80,80,80	0
84	MG	5	3932	1/1	0.88	0.25	52,52,52,52	0
84	MG	5	4133	1/1	0.88	0.28	114,114,114,114	0
84	MG	6	1966	1/1	0.88	0.18	73,73,73,73	0
84	MG	m4	205	1/1	0.88	0.15	58,58,58,58	0
84	MG	2	1935	1/1	0.88	0.44	66,66,66,66	0
84	MG	m5	301	1/1	0.88	0.29	62,62,62,62	0
84	MG	4	218	1/1	0.88	0.23	60,60,60,60	0
84	MG	5	3718	1/1	0.88	0.34	68,68,68,68	0
84	MG	1	3910	1/1	0.88	0.64	56,56,56,56	0
84	MG	5	3723	1/1	0.88	0.26	74,74,74,74	0
84	MG	N3	203	1/1	0.88	0.25	75,75,75,75	0
84	MG	2	1946	1/1	0.88	0.55	80,80,80,80	0
84	MG	5	3941	1/1	0.88	0.62	78,78,78,78	0
84	MG	4	222	1/1	0.88	0.20	79,79,79,79	0
84	MG	1	3546	1/1	0.88	0.27	63,63,63,63	0
84	MG	1	3487	1/1	0.88	0.27	79,79,79,79	0
84	MG	7	205	1/1	0.88	0.38	55,55,55,55	0
84	MG	5	4047	1/1	0.88	0.33	52,52,52,52	0
84	MG	5	3850	1/1	0.88	0.24	58,58,58,58	0
84	MG	6	2147	1/1	0.88	0.18	78,78,78,78	0
84	MG	m9	202	1/1	0.88	0.62	90,90,90,90	0
84	MG	5	3629	1/1	0.88	0.33	60,60,60,60	0
84	MG	5	3632	1/1	0.88	0.38	49,49,49,49	0
84	MG	O2	202	1/1	0.88	0.32	55,55,55,55	0
84	MG	7	224	1/1	0.88	0.18	71,71,71,71	0
84	MG	L3	401	1/1	0.88	0.17	76,76,76,76	0
84	MG	1	3440	1/1	0.88	0.23	82,82,82,82	0
84	MG	1	3586	1/1	0.88	0.28	58,58,58,58	0
84	MG	5	3763	1/1	0.88	0.35	78,78,78,78	0
84	MG	5	4065	1/1	0.88	0.36	58,58,58,58	0
84	MG	5	3424	1/1	0.88	0.32	54,54,54,54	0
84	MG	1	3812	1/1	0.88	0.19	82,82,82,82	0
84	MG	1	3503	1/1	0.88	0.31	61,61,61,61	0
84	MG	5	3873	1/1	0.88	0.27	71,71,71,71	0
84	MG	1	3838	1/1	0.88	0.32	50,50,50,50	0
84	MG	1	3455	1/1	0.88	0.42	70,70,70,70	0
84	MG	1	3452	1/1	0.88	0.19	65,65,65,65	0
84	MG	6	2039	1/1	0.88	0.20	83,83,83,83	0
84	MG	1	3970	1/1	0.88	0.42	50,50,50,50	0

Continued on next page...

Continued from previous page...

Mol	Type	Chain	Res	Atoms	RSCC	RSR	B-factors(Å ²)	Q<0.9
84	MG	6	2050	1/1	0.88	0.17	71,71,71,71	0
84	MG	M3	202	1/1	0.88	0.20	80,80,80,80	0
84	MG	5	3455	1/1	0.88	0.34	55,55,55,55	0
84	MG	5	3456	1/1	0.88	0.23	53,53,53,53	0
84	MG	5	3893	1/1	0.88	0.62	65,65,65,65	0
84	MG	3	217	1/1	0.88	0.13	100,100,100,100	0
84	MG	6	1915	1/1	0.88	0.13	74,74,74,74	0
84	MG	1	3786	1/1	0.88	0.78	70,70,70,70	0
85	LLL	1	3995	31/31	0.88	0.24	124,125,125,125	0
85	LLL	1	3996	31/31	0.88	0.28	107,107,108,108	31
85	LLL	1	3997	31/31	0.88	0.36	108,108,108,108	0
84	MG	1	3973	1/1	0.88	0.34	64,64,64,64	0
85	LLL	1	4001	31/31	0.88	0.22	121,121,121,121	0
84	MG	6	2067	1/1	0.88	0.24	92,92,92,92	0
84	MG	6	2068	1/1	0.88	0.14	83,83,83,83	0
84	MG	2	1912	1/1	0.88	0.55	86,86,86,86	0
84	MG	6	1919	1/1	0.88	0.11	80,80,80,80	0
84	MG	5	4001	1/1	0.88	0.25	59,59,59,59	0
84	MG	5	4002	1/1	0.88	0.22	64,64,64,64	0
84	MG	1	3570	1/1	0.88	0.34	71,71,71,71	0
84	MG	1	3654	1/1	0.88	0.34	53,53,53,53	0
84	MG	5	3909	1/1	0.88	0.27	48,48,48,48	1
84	MG	5	3910	1/1	0.88	0.27	52,52,52,52	0
84	MG	1	3710	1/1	0.88	0.28	90,90,90,90	0
84	MG	6	2093	1/1	0.88	0.25	75,75,75,75	0
84	MG	1	3683	1/1	0.88	0.29	64,64,64,64	0
84	MG	5	4014	1/1	0.88	0.32	62,62,62,62	0
85	LLL	7	231	31/31	0.88	0.20	81,82,82,82	31
84	MG	6	1941	1/1	0.88	0.45	66,66,66,66	1
84	MG	5	4119	1/1	0.88	0.09	142,142,142,142	0
84	MG	19	202	1/1	0.88	0.35	58,58,58,58	0
84	MG	1	3611	1/1	0.88	0.40	47,47,47,47	0
84	MG	1	3660	1/1	0.88	0.15	72,72,72,72	0
84	MG	1	3614	1/1	0.88	0.32	58,58,58,58	0
84	MG	5	3510	1/1	0.88	0.27	62,62,62,62	0
84	MG	1	3677	1/1	0.89	0.54	66,66,66,66	0
84	MG	5	3420	1/1	0.89	0.29	50,50,50,50	0
84	MG	8	204	1/1	0.89	0.30	70,70,70,70	0
84	MG	6	2102	1/1	0.89	0.29	80,80,80,80	0
84	MG	1	3462	1/1	0.89	0.21	54,54,54,54	1
84	MG	2	1958	1/1	0.89	0.15	108,108,108,108	0
84	MG	5	3657	1/1	0.89	0.27	73,73,73,73	0

Continued on next page...

Continued from previous page...

Mol	Type	Chain	Res	Atoms	RSCC	RSR	B-factors(\AA^2)	Q<0.9
84	MG	5	3431	1/1	0.89	0.33	53,53,53,53	0
84	MG	5	4053	1/1	0.89	0.15	94,94,94,94	0
84	MG	1	3661	1/1	0.89	0.26	78,78,78,78	0
84	MG	5	3435	1/1	0.89	0.20	50,50,50,50	0
84	MG	6	1936	1/1	0.89	0.79	65,65,65,65	0
84	MG	5	4058	1/1	0.89	0.13	95,95,95,95	0
84	MG	1	3451	1/1	0.89	0.11	69,69,69,69	0
84	MG	1	3887	1/1	0.89	0.35	55,55,55,55	0
84	MG	1	3524	1/1	0.89	0.40	71,71,71,71	0
84	MG	5	3567	1/1	0.89	0.19	62,62,62,62	0
84	MG	1	3931	1/1	0.89	0.25	79,79,79,79	0
84	MG	5	3448	1/1	0.89	0.35	49,49,49,49	0
84	MG	5	3449	1/1	0.89	0.42	50,50,50,50	0
84	MG	5	3821	1/1	0.89	0.27	53,53,53,53	0
84	MG	6	1949	1/1	0.89	0.18	74,74,74,74	0
84	MG	2	1911	1/1	0.89	0.16	91,91,91,91	0
84	MG	1	3489	1/1	0.89	0.24	79,79,79,79	0
84	MG	M7	203	1/1	0.89	0.22	59,59,59,59	0
84	MG	1	3806	1/1	0.89	0.24	65,65,65,65	0
84	MG	5	3829	1/1	0.89	0.20	57,57,57,57	0
84	MG	1	3898	1/1	0.89	0.09	99,99,99,99	0
84	MG	16	201	1/1	0.89	0.26	60,60,60,60	0
84	MG	5	3834	1/1	0.89	0.32	60,60,60,60	0
84	MG	5	3699	1/1	0.89	0.31	63,63,63,63	0
84	MG	5	3592	1/1	0.89	0.33	57,57,57,57	0
84	MG	19	204	1/1	0.89	0.21	57,57,57,57	0
84	MG	1	3899	1/1	0.89	0.11	82,82,82,82	0
84	MG	5	3964	1/1	0.89	0.59	82,82,82,82	0
84	MG	1	3402	1/1	0.89	0.24	60,60,60,60	0
84	MG	5	3474	1/1	0.89	0.18	67,67,67,67	0
84	MG	2	1924	1/1	0.89	0.24	90,90,90,90	0
84	MG	m3	204	1/1	0.89	0.35	59,59,59,59	0
84	MG	5	3845	1/1	0.89	0.24	48,48,48,48	1
84	MG	5	3846	1/1	0.89	0.21	55,55,55,55	0
84	MG	m4	204	1/1	0.89	0.38	57,57,57,57	0
84	MG	1	3901	1/1	0.89	0.20	74,74,74,74	0
84	MG	5	3971	1/1	0.89	0.84	72,72,72,72	0
84	MG	1	3988	1/1	0.89	0.23	53,53,53,53	0
84	MG	s5	301	1/1	0.89	0.38	74,74,74,74	0
84	MG	s5	302	1/1	0.89	0.31	76,76,76,76	0
84	MG	5	3486	1/1	0.89	0.31	52,52,52,52	0
84	MG	1	3864	1/1	0.89	0.21	61,61,61,61	0

Continued on next page...

Continued from previous page...

Mol	Type	Chain	Res	Atoms	RSCC	RSR	B-factors(\AA^2)	Q<0.9
84	MG	m6	201	1/1	0.89	0.25	52,52,52,52	0
84	MG	5	3977	1/1	0.89	0.27	67,67,67,67	0
84	MG	2	1993	1/1	0.89	0.21	99,99,99,99	0
84	MG	c3	205	1/1	0.89	0.28	84,84,84,84	0
84	MG	c4	201	1/1	0.89	0.20	87,87,87,87	0
84	MG	c8	202	1/1	0.89	0.19	75,75,75,75	0
84	MG	1	3808	1/1	0.89	0.24	71,71,71,71	0
84	MG	5	4126	1/1	0.89	0.48	60,60,60,60	0
84	MG	5	3729	1/1	0.89	0.36	57,57,57,57	0
84	MG	5	3990	1/1	0.89	0.34	47,47,47,47	0
84	MG	5	3862	1/1	0.89	0.34	67,67,67,67	0
84	MG	5	3730	1/1	0.89	0.30	74,74,74,74	0
84	MG	2	1939	1/1	0.89	0.26	80,80,80,80	0
84	MG	5	3736	1/1	0.89	0.43	59,59,59,59	0
84	MG	5	3495	1/1	0.89	0.26	58,58,58,58	0
84	MG	5	3496	1/1	0.89	0.24	56,56,56,56	0
84	MG	1	3867	1/1	0.89	0.33	59,59,59,59	0
84	MG	6	2038	1/1	0.89	0.30	85,85,85,85	0
85	LLL	1	3998	31/31	0.89	0.35	99,100,100,100	31
85	LLL	1	3999	31/31	0.89	0.29	85,86,86,86	31
84	MG	5	3746	1/1	0.89	0.41	40,40,40,40	0
84	MG	5	4143	1/1	0.89	0.17	72,72,72,72	0
84	MG	5	3748	1/1	0.89	0.33	46,46,46,46	0
84	MG	6	2053	1/1	0.89	0.16	74,74,74,74	0
84	MG	1	3443	1/1	0.89	0.26	58,58,58,58	0
84	MG	5	3620	1/1	0.89	0.13	65,65,65,65	0
84	MG	n8	202	1/1	0.89	0.20	73,73,73,73	0
84	MG	5	3621	1/1	0.89	0.15	77,77,77,77	0
85	LLL	5	4158	31/31	0.89	0.28	60,60,60,60	31
85	LLL	5	4166	31/31	0.89	0.26	77,78,78,78	31
84	MG	5	3888	1/1	0.89	0.32	62,62,62,62	0
84	MG	1	3512	1/1	0.89	0.50	66,66,66,66	0
84	MG	1	3753	1/1	0.89	0.46	64,64,64,64	0
84	MG	7	209	1/1	0.89	0.12	64,64,64,64	0
84	MG	7	212	1/1	0.89	0.25	65,65,65,65	0
84	MG	5	3762	1/1	0.89	0.38	65,65,65,65	0
84	MG	1	3653	1/1	0.89	0.26	59,59,59,59	0
84	MG	5	3628	1/1	0.89	0.40	60,60,60,60	0
84	MG	5	3765	1/1	0.89	0.24	64,64,64,64	0
84	MG	2	1949	1/1	0.89	0.32	102,102,102,102	0
84	MG	1	3877	1/1	0.89	0.31	68,68,68,68	0
84	MG	5	3769	1/1	0.89	0.23	79,79,79,79	0

Continued on next page...

Continued from previous page...

Mol	Type	Chain	Res	Atoms	RSCC	RSR	B-factors(\AA^2)	Q<0.9
84	MG	1	3441	1/1	0.89	0.33	62,62,62,62	0
84	MG	5	3530	1/1	0.89	0.37	47,47,47,47	1
84	MG	1	3915	1/1	0.89	0.16	78,78,78,78	0
84	MG	1	3632	1/1	0.89	0.10	72,72,72,72	0
84	MG	5	3631	1/1	0.90	0.21	55,55,55,55	0
84	MG	1	3916	1/1	0.90	0.15	70,70,70,70	0
84	MG	5	3978	1/1	0.90	0.37	51,51,51,51	0
84	MG	1	3702	1/1	0.90	0.63	64,64,64,64	0
84	MG	17	303	1/1	0.90	0.20	56,56,56,56	0
84	MG	5	3756	1/1	0.90	0.38	61,61,61,61	0
84	MG	1	3572	1/1	0.90	0.17	70,70,70,70	0
84	MG	19	203	1/1	0.90	0.24	49,49,49,49	0
84	MG	5	3875	1/1	0.90	0.39	80,80,80,80	0
84	MG	5	3642	1/1	0.90	0.47	52,52,52,52	0
84	MG	5	3433	1/1	0.90	0.38	48,48,48,48	0
84	MG	5	3647	1/1	0.90	0.36	58,58,58,58	0
84	MG	4	213	1/1	0.90	0.42	80,80,80,80	0
84	MG	5	3554	1/1	0.90	0.22	60,60,60,60	0
84	MG	1	3924	1/1	0.90	0.35	65,65,65,65	0
84	MG	6	2136	1/1	0.90	0.16	85,85,85,85	0
84	MG	N8	202	1/1	0.90	0.72	73,73,73,73	0
84	MG	1	3825	1/1	0.90	0.74	77,77,77,77	0
84	MG	5	3779	1/1	0.90	0.38	67,67,67,67	0
84	MG	1	3680	1/1	0.90	0.35	59,59,59,59	0
84	MG	5	4013	1/1	0.90	0.31	58,58,58,58	0
84	MG	1	3550	1/1	0.90	0.24	69,69,69,69	0
84	MG	1	3798	1/1	0.90	0.36	60,60,60,60	0
84	MG	5	4138	1/1	0.90	0.24	48,48,48,48	0
84	MG	1	3708	1/1	0.90	0.38	66,66,66,66	0
84	MG	L2	305	1/1	0.90	0.31	60,60,60,60	0
84	MG	1	3709	1/1	0.90	0.27	60,60,60,60	0
84	MG	1	3551	1/1	0.90	0.22	68,68,68,68	0
84	MG	m6	206	1/1	0.90	0.36	51,51,51,51	0
84	MG	2	1962	1/1	0.90	0.19	100,100,100,100	0
84	MG	5	3801	1/1	0.90	0.17	61,61,61,61	0
84	MG	5	3921	1/1	0.90	0.19	52,52,52,52	0
84	MG	m7	205	1/1	0.90	0.21	53,53,53,53	0
84	MG	1	3757	1/1	0.90	0.56	62,62,62,62	0
84	MG	6	2008	1/1	0.90	0.25	67,67,67,67	0
84	MG	s4	301	1/1	0.90	0.23	103,103,103,103	0
84	MG	5	3460	1/1	0.90	0.20	49,49,49,49	0
84	MG	6	2012	1/1	0.90	0.21	61,61,61,61	0

Continued on next page...

Continued from previous page...

Mol	Type	Chain	Res	Atoms	RSCC	RSR	B-factors(Å ²)	Q<0.9
84	MG	5	3804	1/1	0.90	0.06	73,73,73,73	1
84	MG	L4	404	1/1	0.90	0.58	59,59,59,59	0
84	MG	5	3590	1/1	0.90	0.35	59,59,59,59	0
84	MG	5	3467	1/1	0.90	0.25	48,48,48,48	0
84	MG	5	3933	1/1	0.90	0.34	55,55,55,55	0
84	MG	1	3564	1/1	0.90	0.14	71,71,71,71	0
84	MG	1	3552	1/1	0.90	0.14	84,84,84,84	0
84	MG	6	2028	1/1	0.90	0.12	99,99,99,99	0
84	MG	2	1972	1/1	0.90	0.22	88,88,88,88	0
84	MG	n1	202	1/1	0.90	0.26	61,61,61,61	0
84	MG	1	3714	1/1	0.90	0.16	90,90,90,90	0
84	MG	5	3700	1/1	0.90	0.32	65,65,65,65	0
84	MG	7	226	1/1	0.90	0.14	72,72,72,72	0
84	MG	d6	103	1/1	0.90	0.24	77,77,77,77	0
84	MG	n8	203	1/1	0.90	0.20	70,70,70,70	0
84	MG	1	3939	1/1	0.90	0.30	61,61,61,61	0
84	MG	2	1907	1/1	0.90	0.17	95,95,95,95	0
84	MG	1	3536	1/1	0.90	0.31	64,64,64,64	0
84	MG	5	3602	1/1	0.90	0.26	81,81,81,81	0
84	MG	1	3642	1/1	0.90	0.25	71,71,71,71	0
84	MG	1	3767	1/1	0.90	0.56	57,57,57,57	0
84	MG	5	3714	1/1	0.90	0.23	71,71,71,71	0
84	MG	5	3606	1/1	0.90	0.10	84,84,84,84	0
84	MG	1	3768	1/1	0.90	0.44	67,67,67,67	0
84	MG	1	3645	1/1	0.90	0.55	55,55,55,55	0
84	MG	1	3724	1/1	0.90	0.15	63,63,63,63	0
85	LLL	1	4004	31/31	0.90	0.23	100,101,101,101	31
84	MG	6	1902	1/1	0.90	0.34	51,51,51,51	0
84	MG	1	3538	1/1	0.90	0.35	64,64,64,64	0
84	MG	8	211	1/1	0.90	0.58	63,63,63,63	0
84	MG	1	3424	1/1	0.90	0.38	61,61,61,61	0
84	MG	5	3844	1/1	0.90	0.28	52,52,52,52	0
84	MG	1	3500	1/1	0.90	0.51	68,68,68,68	0
85	LLL	5	4162	31/31	0.90	0.16	117,118,118,118	0
84	MG	1	3618	1/1	0.90	0.61	58,58,58,58	1
85	LLL	5	4167	31/31	0.90	0.17	125,126,126,126	0
84	MG	8	218	1/1	0.90	0.32	84,84,84,84	0
84	MG	5	3619	1/1	0.90	0.18	86,86,86,86	0
84	MG	5	3854	1/1	0.90	0.23	60,60,60,60	0
84	MG	5	4082	1/1	0.90	0.13	71,71,71,71	0
84	MG	1	3911	1/1	0.90	0.40	56,56,56,56	0
84	MG	2	2002	1/1	0.90	0.47	117,117,117,117	0

Continued on next page...

Continued from previous page...

Mol	Type	Chain	Res	Atoms	RSCC	RSR	B-factors(Å ²)	Q<0.9
84	MG	5	3525	1/1	0.90	0.17	51,51,51,51	1
84	MG	6	1927	1/1	0.90	0.28	78,78,78,78	0
84	MG	1	3737	1/1	0.90	0.33	73,73,73,73	0
84	MG	5	3747	1/1	0.90	0.24	46,46,46,46	0
84	MG	13	409	1/1	0.90	0.22	70,70,70,70	0
85	LLL	8	221	31/31	0.90	0.22	100,100,100,100	31
85	LLL	8	222	31/31	0.90	0.36	102,102,102,102	31
85	LLL	6	2168	31/31	0.90	0.24	86,86,86,87	0
85	LLL	6	2172	31/31	0.90	0.26	103,104,104,104	0
84	MG	4	205	1/1	0.90	0.20	87,87,87,87	0
84	MG	1	3874	1/1	0.90	0.21	66,66,66,66	0
84	MG	14	1101	1/1	0.90	0.29	65,65,65,65	0
84	MG	14	1102	1/1	0.90	0.27	57,57,57,57	0
84	MG	1	3672	1/1	0.90	0.31	52,52,52,52	0
84	MG	5	3529	1/1	0.91	0.35	47,47,47,47	0
84	MG	m7	204	1/1	0.91	0.30	62,62,62,62	0
84	MG	5	4062	1/1	0.91	0.16	86,86,86,86	0
84	MG	6	2126	1/1	0.91	0.33	92,92,92,92	0
84	MG	6	1978	1/1	0.91	0.13	93,93,93,93	0
84	MG	5	3703	1/1	0.91	0.20	70,70,70,70	0
84	MG	5	3876	1/1	0.91	0.14	66,66,66,66	0
84	MG	5	3614	1/1	0.91	0.21	81,81,81,81	0
84	MG	5	4068	1/1	0.91	0.12	112,112,112,112	0
84	MG	6	2132	1/1	0.91	0.13	83,83,83,83	0
84	MG	1	3649	1/1	0.91	0.19	61,61,61,61	0
84	MG	1	3933	1/1	0.91	0.71	84,84,84,84	0
84	MG	1	3749	1/1	0.91	0.37	60,60,60,60	0
84	MG	1	3862	1/1	0.91	0.20	63,63,63,63	0
84	MG	6	2140	1/1	0.91	0.33	65,65,65,65	0
84	MG	2	1938	1/1	0.91	0.51	76,76,76,76	0
84	MG	5	3889	1/1	0.91	0.21	55,55,55,55	0
84	MG	1	3751	1/1	0.91	0.80	72,72,72,72	0
84	MG	5	4079	1/1	0.91	0.14	70,70,70,70	0
84	MG	5	3892	1/1	0.91	0.80	68,68,68,68	0
84	MG	1	3912	1/1	0.91	0.17	58,58,58,58	0
84	MG	5	3553	1/1	0.91	0.39	59,59,59,59	0
84	MG	5	3895	1/1	0.91	0.32	57,57,57,57	0
84	MG	6	2011	1/1	0.91	0.29	68,68,68,68	0
84	MG	1	3773	1/1	0.91	0.33	62,62,62,62	0
84	MG	1	3449	1/1	0.91	0.26	56,56,56,56	0
84	MG	6	2158	1/1	0.91	0.22	77,77,77,77	0
84	MG	6	2016	1/1	0.91	0.17	79,79,79,79	0

Continued on next page...

Continued from previous page...

Mol	Type	Chain	Res	Atoms	RSCC	RSR	B-factors(\AA^2)	Q<0.9
84	MG	6	2017	1/1	0.91	0.12	81,81,81,81	0
84	MG	5	4089	1/1	0.91	0.70	62,62,62,62	0
84	MG	2	1944	1/1	0.91	0.72	87,87,87,87	0
84	MG	5	3991	1/1	0.91	0.59	57,57,57,57	0
84	MG	1	3755	1/1	0.91	0.72	60,60,60,60	0
84	MG	6	2025	1/1	0.91	0.18	81,81,81,81	1
84	MG	1	3781	1/1	0.91	0.33	69,69,69,69	1
84	MG	5	4102	1/1	0.91	0.33	47,47,47,47	0
84	MG	q2	508	1/1	0.91	0.17	62,62,62,62	0
84	MG	1	3872	1/1	0.91	0.31	73,73,73,73	0
84	MG	6	2032	1/1	0.91	0.06	77,77,77,77	0
84	MG	1	3987	1/1	0.91	0.20	60,60,60,60	0
84	MG	5	4107	1/1	0.91	0.27	59,59,59,59	0
84	MG	c3	203	1/1	0.91	0.10	108,108,108,108	0
84	MG	5	4111	1/1	0.91	0.43	46,46,46,46	0
84	MG	5	3476	1/1	0.91	0.19	53,53,53,53	0
84	MG	c3	206	1/1	0.91	0.24	80,80,80,80	0
84	MG	6	1909	1/1	0.91	0.28	67,67,67,67	0
84	MG	6	2041	1/1	0.91	0.16	73,73,73,73	0
84	MG	6	2042	1/1	0.91	0.15	77,77,77,77	0
84	MG	6	2046	1/1	0.91	0.11	72,72,72,72	0
84	MG	6	2048	1/1	0.91	0.40	68,68,68,68	0
84	MG	5	3917	1/1	0.91	0.31	62,62,62,62	0
84	MG	Q2	505	1/1	0.91	0.35	59,59,59,59	0
84	MG	1	3594	1/1	0.91	0.18	53,53,53,53	0
84	MG	2	1904	1/1	0.91	0.27	91,91,91,91	0
84	MG	5	4010	1/1	0.91	0.33	53,53,53,53	0
84	MG	l5	303	1/1	0.91	0.19	74,74,74,74	0
84	MG	5	3485	1/1	0.91	0.29	57,57,57,57	0
84	MG	1	3923	1/1	0.91	0.47	72,72,72,72	0
84	MG	2	2012	1/1	0.91	0.11	127,127,127,127	0
84	MG	1	3633	1/1	0.91	0.29	79,79,79,79	0
84	MG	5	3928	1/1	0.91	0.22	46,46,46,46	0
84	MG	4	219	1/1	0.91	0.26	68,68,68,68	0
84	MG	5	3753	1/1	0.91	0.47	85,85,85,85	0
84	MG	4	220	1/1	0.91	0.25	71,71,71,71	0
84	MG	2	1910	1/1	0.91	0.79	80,80,80,80	0
84	MG	1	3956	1/1	0.91	0.25	71,71,71,71	0
85	LLL	3	220	31/31	0.91	0.24	98,98,99,99	0
84	MG	6	2075	1/1	0.91	0.28	61,61,61,61	0
84	MG	5	3503	1/1	0.91	0.31	42,42,42,42	0
84	MG	6	2080	1/1	0.91	0.31	62,62,62,62	0

Continued on next page...

Continued from previous page...

Mol	Type	Chain	Res	Atoms	RSCC	RSR	B-factors(\AA^2)	Q<0.9
85	LLL	5	4153	31/31	0.91	0.28	64,64,65,65	0
84	MG	5	3505	1/1	0.91	0.19	50,50,50,50	0
84	MG	5	4137	1/1	0.91	0.31	58,58,58,58	0
84	MG	1	3563	1/1	0.91	0.13	76,76,76,76	0
84	MG	1	3926	1/1	0.91	0.33	54,54,54,54	0
85	LLL	5	4164	31/31	0.91	0.23	62,62,62,62	31
84	MG	5	3430	1/1	0.91	0.33	49,49,49,49	0
84	MG	6	2092	1/1	0.91	0.21	66,66,66,66	0
84	MG	1	3643	1/1	0.91	0.17	67,67,67,67	0
84	MG	5	3603	1/1	0.91	0.15	80,80,80,80	0
85	LLL	5	4172	31/31	0.91	0.18	77,77,77,77	31
84	MG	6	2096	1/1	0.91	0.40	65,65,65,65	0
84	MG	6	1946	1/1	0.91	0.14	70,70,70,70	0
84	MG	2	1915	1/1	0.91	0.25	95,95,95,95	0
84	MG	5	3945	1/1	0.91	0.45	59,59,59,59	0
84	MG	6	2103	1/1	0.91	0.13	94,94,94,94	0
84	MG	5	3773	1/1	0.91	0.10	139,139,139,139	0
84	MG	1	3531	1/1	0.91	0.30	68,68,68,68	0
84	MG	6	1953	1/1	0.91	0.18	83,83,83,83	0
84	MG	1	3849	1/1	0.91	0.22	58,58,58,58	0
84	MG	1	3733	1/1	0.91	0.61	80,80,80,80	0
84	MG	6	2112	1/1	0.91	0.27	81,81,81,81	0
85	LLL	6	2164	31/31	0.91	0.27	73,74,74,74	0
85	LLL	6	2167	31/31	0.91	0.35	97,98,98,98	0
84	MG	5	3527	1/1	0.91	0.59	53,53,53,53	0
84	MG	5	3785	1/1	0.91	0.38	51,51,51,51	0
84	MG	1	3906	1/1	0.91	0.19	67,67,67,67	0
84	MG	5	3871	1/1	0.91	0.24	71,71,71,71	0
84	MG	5	3787	1/1	0.91	0.24	48,48,48,48	1
85	LLL	6	2176	31/31	0.91	0.24	80,80,80,80	31
84	MG	6	1973	1/1	0.91	0.38	65,65,65,65	0
84	MG	5	3961	1/1	0.91	0.33	53,53,53,53	0
84	MG	1	3801	1/1	0.92	0.19	69,69,69,69	0
84	MG	5	4113	1/1	0.92	0.18	72,72,72,72	0
84	MG	5	3504	1/1	0.92	0.18	54,54,54,54	0
84	MG	5	3409	1/1	0.92	0.18	45,45,45,45	0
84	MG	5	3996	1/1	0.92	0.26	44,44,44,44	0
84	MG	5	3998	1/1	0.92	0.23	54,54,54,54	0
84	MG	1	3845	1/1	0.92	0.17	53,53,53,53	0
84	MG	5	3796	1/1	0.92	0.10	67,67,67,67	0
84	MG	2	2008	1/1	0.92	0.16	117,117,117,117	0
84	MG	5	4121	1/1	0.92	0.14	84,84,84,84	0

Continued on next page...

Continued from previous page...

Mol	Type	Chain	Res	Atoms	RSCC	RSR	B-factors(\AA^2)	Q<0.9
84	MG	1	3535	1/1	0.92	0.48	62,62,62,62	0
84	MG	1	3754	1/1	0.92	0.68	68,68,68,68	0
84	MG	1	3651	1/1	0.92	0.26	59,59,59,59	0
84	MG	5	3429	1/1	0.92	0.36	48,48,48,48	0
84	MG	1	3962	1/1	0.92	0.28	78,78,78,78	0
84	MG	6	1982	1/1	0.92	0.21	104,104,104,104	0
84	MG	5	3613	1/1	0.92	0.31	79,79,79,79	0
84	MG	5	3712	1/1	0.92	0.13	75,75,75,75	0
84	MG	6	1986	1/1	0.92	0.28	82,82,82,82	0
84	MG	1	3605	1/1	0.92	0.72	46,46,46,46	0
84	MG	5	3912	1/1	0.92	0.28	45,45,45,45	0
84	MG	m6	204	1/1	0.92	0.35	48,48,48,48	0
84	MG	1	3712	1/1	0.92	0.17	82,82,82,82	0
84	MG	6	2146	1/1	0.92	0.12	87,87,87,87	0
84	MG	5	4016	1/1	0.92	0.25	62,62,62,62	0
84	MG	1	3968	1/1	0.92	0.11	74,74,74,74	0
84	MG	5	3918	1/1	0.92	0.31	58,58,58,58	0
84	MG	5	3815	1/1	0.92	0.35	55,55,55,55	0
84	MG	6	1995	1/1	0.92	0.11	117,117,117,117	0
84	MG	5	3817	1/1	0.92	0.25	41,41,41,41	0
84	MG	2	1963	1/1	0.92	0.14	117,117,117,117	0
84	MG	6	2156	1/1	0.92	0.42	77,77,77,77	0
84	MG	6	2157	1/1	0.92	0.24	63,63,63,63	0
84	MG	2	1964	1/1	0.92	0.20	90,90,90,90	0
84	MG	6	2001	1/1	0.92	0.36	79,79,79,79	0
84	MG	6	2006	1/1	0.92	0.39	63,63,63,63	0
84	MG	5	4147	1/1	0.92	0.17	61,61,61,61	0
84	MG	5	3534	1/1	0.92	0.39	50,50,50,50	0
84	MG	1	3585	1/1	0.92	0.29	52,52,52,52	0
84	MG	s2	301	1/1	0.92	0.34	69,69,69,69	0
84	MG	L3	403	1/1	0.92	0.27	62,62,62,62	0
84	MG	5	3827	1/1	0.92	0.16	51,51,51,51	1
84	MG	5	3929	1/1	0.92	0.27	43,43,43,43	0
84	MG	5	3443	1/1	0.92	0.33	49,49,49,49	0
84	MG	n0	205	1/1	0.92	0.16	47,47,47,47	0
84	MG	6	2020	1/1	0.92	0.13	85,85,85,85	0
84	MG	5	4037	1/1	0.92	0.17	77,77,77,77	0
84	MG	6	2022	1/1	0.92	0.26	88,88,88,88	0
84	MG	5	4039	1/1	0.92	0.22	77,77,77,77	0
84	MG	5	3734	1/1	0.92	0.17	67,67,67,67	0
84	MG	5	3549	1/1	0.92	0.40	63,63,63,63	0
84	MG	1	3685	1/1	0.92	0.40	56,56,56,56	0

Continued on next page...

Continued from previous page...

Mol	Type	Chain	Res	Atoms	RSCC	RSR	B-factors(Å ²)	Q<0.9
84	MG	2	1920	1/1	0.92	0.28	88,88,88,88	0
84	MG	L4	403	1/1	0.92	0.22	55,55,55,55	0
84	MG	1	3811	1/1	0.92	0.20	80,80,80,80	0
84	MG	o1	201	1/1	0.92	0.18	79,79,79,79	0
84	MG	d2	201	1/1	0.92	0.22	80,80,80,80	0
84	MG	o2	202	1/1	0.92	0.43	55,55,55,55	0
84	MG	1	3890	1/1	0.92	0.39	50,50,50,50	0
84	MG	L4	406	1/1	0.92	0.29	48,48,48,48	0
84	MG	d3	205	1/1	0.92	0.29	98,98,98,98	0
84	MG	o3	202	1/1	0.92	0.22	70,70,70,70	0
84	MG	1	3527	1/1	0.92	0.45	70,70,70,70	0
84	MG	5	4054	1/1	0.92	0.12	97,97,97,97	0
84	MG	5	3644	1/1	0.92	0.25	64,64,64,64	0
84	MG	1	3568	1/1	0.92	0.14	83,83,83,83	0
84	MG	q2	505	1/1	0.92	0.26	63,63,63,63	0
84	MG	2	1981	1/1	0.92	0.61	58,58,58,58	0
84	MG	8	203	1/1	0.92	0.18	83,83,83,83	1
84	MG	1	3722	1/1	0.92	0.10	68,68,68,68	0
84	MG	q3	502	1/1	0.92	0.38	68,68,68,68	0
84	MG	2	1986	1/1	0.92	0.13	117,117,117,117	0
84	MG	5	3468	1/1	0.92	0.14	55,55,55,55	0
84	MG	5	3760	1/1	0.92	0.29	59,59,59,59	0
84	MG	1	3945	1/1	0.92	0.28	54,54,54,54	0
84	MG	5	3470	1/1	0.92	0.35	54,54,54,54	0
84	MG	1	3920	1/1	0.92	0.29	53,53,53,53	0
84	MG	6	1910	1/1	0.92	0.29	60,60,60,60	0
85	LLL	L3	404	31/31	0.92	0.22	82,82,82,82	0
84	MG	5	3860	1/1	0.92	0.18	56,56,56,56	0
84	MG	5	3955	1/1	0.92	0.32	52,52,52,52	0
85	LLL	5	4152	31/31	0.92	0.27	79,79,79,79	31
84	MG	6	2069	1/1	0.92	0.12	86,86,86,86	0
84	MG	1	3921	1/1	0.92	0.18	72,72,72,72	0
84	MG	O7	103	1/1	0.92	0.18	59,59,59,59	0
84	MG	5	3767	1/1	0.92	0.34	60,60,60,60	0
84	MG	6	2074	1/1	0.92	0.15	64,64,64,64	0
85	LLL	5	4163	31/31	0.92	0.17	112,112,112,112	0
84	MG	5	4076	1/1	0.92	0.29	77,77,77,77	0
84	MG	5	3866	1/1	0.92	0.27	51,51,51,51	1
84	MG	12	301	1/1	0.92	0.30	59,59,59,59	0
84	MG	1	3983	1/1	0.92	0.20	61,61,61,61	0
84	MG	5	3586	1/1	0.92	0.42	55,55,55,55	0
84	MG	12	305	1/1	0.92	0.27	50,50,50,50	0

Continued on next page...

Continued from previous page...

Mol	Type	Chain	Res	Atoms	RSCC	RSR	B-factors(Å ²)	Q<0.9
84	MG	2	1994	1/1	0.92	0.14	109,109,109,109	0
84	MG	5	3870	1/1	0.92	0.37	54,54,54,54	0
84	MG	2	1996	1/1	0.92	0.15	111,111,111,111	0
84	MG	1	3437	1/1	0.92	0.19	51,51,51,51	0
84	MG	5	3777	1/1	0.92	0.35	70,70,70,70	0
84	MG	5	3778	1/1	0.92	0.24	92,92,92,92	0
84	MG	5	4087	1/1	0.92	0.28	52,52,52,52	0
84	MG	6	1939	1/1	0.92	0.40	58,58,58,58	0
84	MG	2	1999	1/1	0.92	0.63	73,73,73,73	0
84	MG	5	4092	1/1	0.92	0.43	71,71,71,71	0
84	MG	1	3705	1/1	0.92	0.25	59,59,59,59	0
84	MG	5	3879	1/1	0.92	0.31	64,64,64,64	0
85	LLL	6	2165	31/31	0.92	0.22	76,77,77,77	31
84	MG	5	3976	1/1	0.92	0.20	68,68,68,68	0
84	MG	6	2109	1/1	0.92	0.11	91,91,91,91	0
85	LLL	6	2170	31/31	0.92	0.19	82,82,83,83	0
84	MG	2	1948	1/1	0.92	0.47	82,82,82,82	0
84	MG	1	3648	1/1	0.92	0.29	57,57,57,57	0
84	MG	5	3882	1/1	0.92	0.28	67,67,67,67	0
84	MG	6	2113	1/1	0.92	0.17	67,67,67,67	0
84	MG	2	1950	1/1	0.92	0.34	94,94,94,94	0
84	MG	1	3464	1/1	0.92	0.32	51,51,51,51	0
84	MG	5	3987	1/1	0.92	0.35	48,48,48,48	0
86	ZN	e1	501	1/1	0.92	0.10	150,150,150,150	0
84	MG	1	3760	1/1	0.93	0.34	69,69,69,69	0
84	MG	15	304	1/1	0.93	0.07	80,80,80,80	0
84	MG	5	3638	1/1	0.93	0.23	51,51,51,51	0
84	MG	5	3865	1/1	0.93	0.37	56,56,56,56	0
84	MG	6	1952	1/1	0.93	0.14	68,68,68,68	0
84	MG	5	3451	1/1	0.93	0.44	45,45,45,45	0
84	MG	5	4096	1/1	0.93	0.34	54,54,54,54	0
84	MG	2	1976	1/1	0.93	0.35	92,92,92,92	0
84	MG	4	217	1/1	0.93	0.25	79,79,79,79	0
84	MG	19	201	1/1	0.93	0.18	53,53,53,53	0
84	MG	2	1921	1/1	0.93	0.20	91,91,91,91	0
84	MG	5	3648	1/1	0.93	0.17	65,65,65,65	0
84	MG	6	1970	1/1	0.93	0.35	63,63,63,63	0
84	MG	2	2030	1/1	0.93	0.08	122,122,122,122	0
84	MG	19	205	1/1	0.93	0.13	72,72,72,72	0
84	MG	5	4103	1/1	0.93	0.20	50,50,50,50	0
84	MG	1	3583	1/1	0.93	0.19	63,63,63,63	0
84	MG	1	3607	1/1	0.93	0.59	58,58,58,58	0

Continued on next page...

Continued from previous page...

Mol	Type	Chain	Res	Atoms	RSCC	RSR	B-factors(\AA^2)	Q<0.9
84	MG	5	3465	1/1	0.93	0.29	41,41,41,41	0
84	MG	1	3548	1/1	0.93	0.33	70,70,70,70	0
84	MG	5	3983	1/1	0.93	0.21	50,50,50,50	0
84	MG	6	1981	1/1	0.93	0.13	97,97,97,97	0
84	MG	1	3463	1/1	0.93	0.28	52,52,52,52	0
84	MG	1	3613	1/1	0.93	0.43	48,48,48,48	0
84	MG	5	3661	1/1	0.93	0.34	61,61,61,61	0
84	MG	6	1985	1/1	0.93	0.14	92,92,92,92	0
84	MG	5	3570	1/1	0.93	0.24	67,67,67,67	0
84	MG	5	3672	1/1	0.93	0.46	67,67,67,67	0
84	MG	5	3993	1/1	0.93	0.44	56,56,56,56	0
84	MG	5	3883	1/1	0.93	0.23	67,67,67,67	0
84	MG	2	1987	1/1	0.93	0.17	110,110,110,110	0
84	MG	1	3830	1/1	0.93	0.51	72,72,72,72	0
84	MG	5	3685	1/1	0.93	0.31	66,66,66,66	0
84	MG	6	2155	1/1	0.93	0.11	84,84,84,84	0
84	MG	N8	201	1/1	0.93	0.24	75,75,75,75	0
84	MG	5	3687	1/1	0.93	0.40	69,69,69,69	0
84	MG	5	3791	1/1	0.93	0.33	54,54,54,54	0
84	MG	L2	302	1/1	0.93	0.46	43,43,43,43	0
84	MG	1	3458	1/1	0.93	0.39	64,64,64,64	0
84	MG	5	3482	1/1	0.93	0.19	46,46,46,46	0
84	MG	m7	202	1/1	0.93	0.38	49,49,49,49	0
84	MG	1	3486	1/1	0.93	0.33	62,62,62,62	0
84	MG	6	2007	1/1	0.93	0.35	61,61,61,61	0
84	MG	1	3616	1/1	0.93	0.21	54,54,54,54	0
84	MG	5	3797	1/1	0.93	0.24	57,57,57,57	0
84	MG	5	3799	1/1	0.93	0.25	64,64,64,64	0
84	MG	1	3617	1/1	0.93	0.60	70,70,70,70	0
84	MG	5	4139	1/1	0.93	0.29	66,66,66,66	0
84	MG	6	2015	1/1	0.93	0.37	68,68,68,68	0
84	MG	1	3777	1/1	0.93	0.61	62,62,62,62	0
84	MG	1	3779	1/1	0.93	0.35	58,58,58,58	0
84	MG	5	3911	1/1	0.93	0.32	43,43,43,43	0
84	MG	1	3748	1/1	0.93	0.37	61,61,61,61	0
84	MG	5	3913	1/1	0.93	0.31	57,57,57,57	0
84	MG	5	3914	1/1	0.93	0.24	56,56,56,56	0
84	MG	1	3532	1/1	0.93	0.66	68,68,68,68	0
84	MG	5	4025	1/1	0.93	0.18	55,55,55,55	0
84	MG	5	4026	1/1	0.93	0.26	66,66,66,66	0
84	MG	c8	203	1/1	0.93	0.11	74,74,74,74	0
84	MG	5	3595	1/1	0.93	0.17	74,74,74,74	0

Continued on next page...

Continued from previous page...

Mol	Type	Chain	Res	Atoms	RSCC	RSR	B-factors(Å ²)	Q<0.9
84	MG	1	3814	1/1	0.93	0.16	103,103,103,103	0
84	MG	5	3701	1/1	0.93	0.18	66,66,66,66	0
84	MG	7	210	1/1	0.93	0.14	67,67,67,67	0
84	MG	5	4032	1/1	0.93	0.06	69,69,69,69	1
84	MG	5	3920	1/1	0.93	0.35	55,55,55,55	0
84	MG	1	3448	1/1	0.93	0.52	68,68,68,68	0
84	MG	6	2036	1/1	0.93	0.09	83,83,83,83	0
84	MG	7	217	1/1	0.93	0.13	63,63,63,63	0
84	MG	5	3810	1/1	0.93	0.33	59,59,59,59	0
84	MG	7	220	1/1	0.93	0.21	66,66,66,66	0
84	MG	o4	503	1/1	0.93	0.11	94,94,94,94	0
85	LLL	1	3992	31/31	0.93	0.32	78,79,79,79	31
85	LLL	1	3994	31/31	0.93	0.23	68,69,69,69	0
84	MG	7	221	1/1	0.93	0.09	75,75,75,75	0
84	MG	1	3889	1/1	0.93	0.31	54,54,54,54	0
84	MG	5	3705	1/1	0.93	0.32	81,81,81,81	0
84	MG	5	3600	1/1	0.93	0.21	92,92,92,92	0
84	MG	5	3501	1/1	0.93	0.19	54,54,54,54	0
84	MG	L7	301	1/1	0.93	0.34	58,58,58,58	0
84	MG	1	3752	1/1	0.93	0.28	62,62,62,62	0
84	MG	1	3964	1/1	0.93	0.60	87,87,87,87	0
85	LLL	1	4003	31/31	0.93	0.23	79,80,80,80	31
84	MG	6	2060	1/1	0.93	0.13	86,86,86,86	0
84	MG	5	4048	1/1	0.93	0.56	64,64,64,64	0
84	MG	5	3506	1/1	0.93	0.32	49,49,49,49	0
84	MG	5	3421	1/1	0.93	0.20	51,51,51,51	0
84	MG	1	3621	1/1	0.93	0.48	68,68,68,68	0
84	MG	1	3967	1/1	0.93	0.20	72,72,72,72	0
84	MG	6	1904	1/1	0.93	0.29	65,65,65,65	0
84	MG	5	3519	1/1	0.93	0.33	42,42,42,42	0
84	MG	5	3832	1/1	0.93	0.24	50,50,50,50	0
84	MG	5	3427	1/1	0.93	0.30	45,45,45,45	0
84	MG	6	1911	1/1	0.93	0.21	71,71,71,71	0
85	LLL	5	4159	31/31	0.93	0.23	59,59,60,60	0
84	MG	6	2071	1/1	0.93	0.14	76,76,76,76	1
84	MG	1	3894	1/1	0.93	0.35	60,60,60,60	0
84	MG	1	3676	1/1	0.93	0.52	53,53,53,53	0
85	LLL	5	4165	31/31	0.93	0.21	84,84,84,84	0
84	MG	5	3615	1/1	0.93	0.21	89,89,89,89	0
84	MG	5	3731	1/1	0.93	0.11	69,69,69,69	0
85	LLL	5	4168	31/31	0.93	0.27	76,76,76,76	0
84	MG	6	2077	1/1	0.93	0.32	65,65,65,65	0

Continued on next page...

Continued from previous page...

Mol	Type	Chain	Res	Atoms	RSCC	RSR	B-factors(\AA^2)	Q<0.9
85	LLL	5	4170	31/31	0.93	0.21	61,61,61,61	31
84	MG	1	3855	1/1	0.93	0.28	55,55,55,55	1
84	MG	5	4064	1/1	0.93	0.36	44,44,44,44	0
84	MG	1	3971	1/1	0.93	0.40	56,56,56,56	0
84	MG	5	3735	1/1	0.93	0.13	64,64,64,64	0
84	MG	6	2088	1/1	0.93	0.38	83,83,83,83	0
84	MG	1	3657	1/1	0.93	0.26	50,50,50,50	0
84	MG	1	3860	1/1	0.93	0.19	65,65,65,65	0
84	MG	6	1922	1/1	0.93	0.17	74,74,74,74	0
84	MG	6	1923	1/1	0.93	0.17	71,71,71,71	0
84	MG	5	4070	1/1	0.93	0.11	99,99,99,99	0
84	MG	1	3504	1/1	0.93	0.28	66,66,66,66	0
84	MG	6	2095	1/1	0.93	0.33	65,65,65,65	0
84	MG	5	3849	1/1	0.93	0.27	50,50,50,50	0
84	MG	5	3438	1/1	0.93	0.16	64,64,64,64	1
84	MG	5	3852	1/1	0.93	0.31	57,57,57,57	0
84	MG	13	401	1/1	0.93	0.28	57,57,57,57	0
84	MG	5	3532	1/1	0.93	0.18	43,43,43,43	0
85	LLL	6	2169	31/31	0.93	0.20	89,89,90,90	0
84	MG	1	3659	1/1	0.93	0.15	69,69,69,69	0
85	LLL	6	2171	31/31	0.93	0.21	87,88,88,88	0
84	MG	5	3959	1/1	0.93	0.36	51,51,51,51	0
84	MG	5	3535	1/1	0.93	0.44	57,57,57,57	0
84	MG	5	3541	1/1	0.93	0.31	52,52,52,52	0
84	MG	5	4081	1/1	0.93	0.08	79,79,79,79	0
84	MG	1	3706	1/1	0.93	0.26	51,51,51,51	0
84	MG	2	1969	1/1	0.93	0.22	100,100,100,100	0
84	MG	4	214	1/1	0.93	0.36	63,63,63,63	0
84	MG	2	1974	1/1	0.93	0.27	96,96,96,96	0
84	MG	5	4123	1/1	0.94	0.28	53,53,53,53	0
84	MG	5	3665	1/1	0.94	0.54	56,56,56,56	0
84	MG	1	3743	1/1	0.94	0.63	72,72,72,72	0
84	MG	1	3982	1/1	0.94	0.12	90,90,90,90	0
84	MG	5	3462	1/1	0.94	0.21	53,53,53,53	0
84	MG	5	3680	1/1	0.94	0.15	73,73,73,73	0
84	MG	5	3684	1/1	0.94	0.12	79,79,79,79	0
84	MG	6	2135	1/1	0.94	0.25	77,77,77,77	0
84	MG	5	3463	1/1	0.94	0.28	49,49,49,49	0
84	MG	6	2137	1/1	0.94	0.29	76,76,76,76	0
84	MG	1	3883	1/1	0.94	0.11	75,75,75,75	0
84	MG	5	3905	1/1	0.94	0.45	44,44,44,44	0
84	MG	1	3640	1/1	0.94	0.19	100,100,100,100	0

Continued on next page...

Continued from previous page...

Mol	Type	Chain	Res	Atoms	RSCC	RSR	B-factors(Å ²)	Q<0.9
84	MG	2	1918	1/1	0.94	0.22	91,91,91,91	0
84	MG	6	2143	1/1	0.94	0.26	104,104,104,104	0
84	MG	2	2032	1/1	0.94	0.10	111,111,111,111	0
84	MG	1	3852	1/1	0.94	0.51	65,65,65,65	0
84	MG	1	3526	1/1	0.94	0.57	65,65,65,65	0
84	MG	5	4022	1/1	0.94	0.28	50,50,50,50	0
84	MG	m7	206	1/1	0.94	0.36	55,55,55,55	0
84	MG	1	3470	1/1	0.94	0.38	56,56,56,56	0
84	MG	1	3597	1/1	0.94	0.37	46,46,46,46	0
84	MG	5	4145	1/1	0.94	0.13	54,54,54,54	0
84	MG	6	2000	1/1	0.94	0.17	84,84,84,84	0
84	MG	3	204	1/1	0.94	0.15	85,85,85,85	0
84	MG	6	2005	1/1	0.94	0.19	83,83,83,83	0
84	MG	5	3916	1/1	0.94	0.19	51,51,51,51	0
84	MG	5	3478	1/1	0.94	0.42	50,50,50,50	0
84	MG	5	4028	1/1	0.94	0.10	59,59,59,59	0
84	MG	5	3807	1/1	0.94	0.27	71,71,71,71	0
84	MG	2	1925	1/1	0.94	0.28	90,90,90,90	0
84	MG	2	2040	1/1	0.94	0.34	95,95,95,95	0
84	MG	N3	201	1/1	0.94	0.30	67,67,67,67	0
84	MG	2	1985	1/1	0.94	0.28	122,122,122,122	0
84	MG	1	3601	1/1	0.94	0.35	53,53,53,53	0
84	MG	7	213	1/1	0.94	0.17	71,71,71,71	0
84	MG	1	3959	1/1	0.94	0.34	61,61,61,61	0
84	MG	7	215	1/1	0.94	0.28	63,63,63,63	0
84	MG	2	1933	1/1	0.94	0.16	88,88,88,88	0
84	MG	5	3926	1/1	0.94	0.21	55,55,55,55	1
84	MG	7	218	1/1	0.94	0.09	68,68,68,68	0
84	MG	2	1934	1/1	0.94	0.29	87,87,87,87	0
84	MG	5	3599	1/1	0.94	0.24	92,92,92,92	0
84	MG	C8	201	1/1	0.94	0.05	138,138,138,138	0
84	MG	5	3931	1/1	0.94	0.51	44,44,44,44	0
84	MG	q1	101	1/1	0.94	0.39	67,67,67,67	0
84	MG	6	2029	1/1	0.94	0.27	75,75,75,75	0
84	MG	1	3750	1/1	0.94	0.57	70,70,70,70	0
84	MG	2	1936	1/1	0.94	0.35	86,86,86,86	0
84	MG	c8	201	1/1	0.94	0.18	75,75,75,75	0
84	MG	5	3826	1/1	0.94	0.21	56,56,56,56	0
84	MG	5	3498	1/1	0.94	0.15	52,52,52,52	0
84	MG	2	1937	1/1	0.94	0.23	80,80,80,80	0
84	MG	5	3502	1/1	0.94	0.18	50,50,50,50	0
84	MG	N5	201	1/1	0.94	0.15	95,95,95,95	0

Continued on next page...

Continued from previous page...

Mol	Type	Chain	Res	Atoms	RSCC	RSR	B-factors(\AA^2)	Q<0.9
84	MG	5	3721	1/1	0.94	0.21	65,65,65,65	0
84	MG	5	3607	1/1	0.94	0.21	83,83,83,83	0
84	MG	5	3835	1/1	0.94	0.30	62,62,62,62	0
84	MG	d5	201	1/1	0.94	0.17	90,90,90,90	0
84	MG	L2	304	1/1	0.94	0.32	73,73,73,73	0
84	MG	1	3861	1/1	0.94	0.30	58,58,58,58	0
84	MG	5	3726	1/1	0.94	0.45	52,52,52,52	0
84	MG	2	1998	1/1	0.94	0.10	154,154,154,154	0
84	MG	6	2051	1/1	0.94	0.16	69,69,69,69	0
84	MG	5	3410	1/1	0.94	0.52	46,46,46,46	0
85	LLL	1	3990	31/31	0.94	0.20	75,75,75,75	0
84	MG	6	2056	1/1	0.94	0.24	83,83,83,83	0
84	MG	6	1907	1/1	0.94	0.21	69,69,69,69	0
84	MG	5	4066	1/1	0.94	0.12	84,84,84,84	0
84	MG	5	3612	1/1	0.94	0.20	80,80,80,80	0
84	MG	8	210	1/1	0.94	0.18	96,96,96,96	0
84	MG	5	3842	1/1	0.94	0.24	46,46,46,46	0
84	MG	1	3602	1/1	0.94	0.43	49,49,49,49	0
84	MG	5	3415	1/1	0.94	0.24	48,48,48,48	1
84	MG	5	3517	1/1	0.94	0.60	49,49,49,49	0
84	MG	1	3776	1/1	0.94	0.27	68,68,68,68	1
84	MG	2	1943	1/1	0.94	0.27	95,95,95,95	0
84	MG	1	3604	1/1	0.94	0.26	52,52,52,52	0
84	MG	5	3742	1/1	0.94	0.27	67,67,67,67	0
84	MG	1	3410	1/1	0.94	0.55	56,56,56,56	0
84	MG	1	3966	1/1	0.94	0.17	68,68,68,68	0
85	LLL	2	2043	31/31	0.94	0.31	101,101,101,101	0
84	MG	3	214	1/1	0.94	0.07	86,86,86,86	0
84	MG	1	3780	1/1	0.94	0.34	64,64,64,64	0
84	MG	1	3809	1/1	0.94	0.14	59,59,59,59	0
84	MG	l3	402	1/1	0.94	0.35	51,51,51,51	0
85	LLL	5	4154	31/31	0.94	0.25	67,67,67,67	0
84	MG	3	218	1/1	0.94	0.13	97,97,97,97	0
84	MG	1	3871	1/1	0.94	0.14	73,73,73,73	0
84	MG	5	3531	1/1	0.94	0.35	43,43,43,43	0
84	MG	2	2011	1/1	0.94	0.19	102,102,102,102	0
84	MG	1	3540	1/1	0.94	0.27	54,54,54,54	0
84	MG	5	3436	1/1	0.94	0.22	66,66,66,66	0
84	MG	5	3539	1/1	0.94	0.49	54,54,54,54	0
84	MG	5	3973	1/1	0.94	0.33	69,69,69,69	0
84	MG	5	4094	1/1	0.94	0.14	63,63,63,63	0
84	MG	5	3759	1/1	0.94	0.32	67,67,67,67	0

Continued on next page...

Continued from previous page...

Mol	Type	Chain	Res	Atoms	RSCC	RSR	B-factors(Å ²)	Q<0.9
84	MG	5	3636	1/1	0.94	0.41	53,53,53,53	0
84	MG	5	3540	1/1	0.94	0.32	49,49,49,49	0
84	MG	Q2	502	1/1	0.94	0.14	65,65,65,65	0
84	MG	5	4100	1/1	0.94	0.45	90,90,90,90	0
84	MG	6	2098	1/1	0.94	0.32	63,63,63,63	0
84	MG	5	3872	1/1	0.94	0.14	76,76,76,76	0
84	MG	2	2014	1/1	0.94	0.24	88,88,88,88	0
84	MG	1	3635	1/1	0.94	0.09	117,117,117,117	0
84	MG	5	3646	1/1	0.94	0.17	65,65,65,65	0
84	MG	6	2105	1/1	0.94	0.25	67,67,67,67	0
84	MG	M0	301	1/1	0.94	0.23	51,51,51,51	0
84	MG	5	3985	1/1	0.94	0.25	56,56,56,56	0
84	MG	5	4108	1/1	0.94	0.19	59,59,59,59	0
84	MG	6	1958	1/1	0.94	0.26	66,66,66,66	0
84	MG	6	1959	1/1	0.94	0.22	68,68,68,68	0
84	MG	5	4110	1/1	0.94	0.17	47,47,47,47	0
85	LLL	l3	412	31/31	0.94	0.20	69,69,70,70	0
84	MG	1	3836	1/1	0.94	0.21	58,58,58,58	0
84	MG	6	1962	1/1	0.94	0.20	69,69,69,69	0
85	LLL	6	2166	31/31	0.94	0.26	77,77,77,77	31
84	MG	1	3693	1/1	0.94	0.26	64,64,64,64	0
84	MG	1	3496	1/1	0.94	0.58	73,73,73,73	0
84	MG	6	2116	1/1	0.94	0.24	71,71,71,71	0
84	MG	1	3497	1/1	0.94	0.22	73,73,73,73	0
84	MG	6	1969	1/1	0.94	0.15	69,69,69,69	1
84	MG	4	209	1/1	0.94	0.50	59,59,59,59	0
84	MG	1	3656	1/1	0.94	0.24	52,52,52,52	0
84	MG	6	1972	1/1	0.94	0.42	70,70,70,70	0
84	MG	1	3761	1/1	0.94	0.17	73,73,73,73	1
84	MG	5	3659	1/1	0.94	0.13	98,98,98,98	0
84	MG	1	3581	1/1	0.94	0.15	64,64,64,64	0
84	MG	5	3562	1/1	0.94	0.41	57,57,57,57	0
84	MG	M5	303	1/1	0.94	0.19	65,65,65,65	0
84	MG	1	3479	1/1	0.95	0.41	59,59,59,59	0
84	MG	5	3404	1/1	0.95	0.22	55,55,55,55	0
84	MG	1	3882	1/1	0.95	0.24	71,71,71,71	0
84	MG	7	208	1/1	0.95	0.11	65,65,65,65	0
84	MG	5	3497	1/1	0.95	0.17	49,49,49,49	0
84	MG	6	2003	1/1	0.95	0.16	64,64,64,64	0
84	MG	n0	207	1/1	0.95	0.23	56,56,56,56	0
84	MG	1	3603	1/1	0.95	0.35	45,45,45,45	0
84	MG	5	3814	1/1	0.95	0.13	48,48,48,48	0

Continued on next page...

Continued from previous page...

Mol	Type	Chain	Res	Atoms	RSCC	RSR	B-factors(\AA^2)	Q<0.9
84	MG	n3	202	1/1	0.95	0.51	62,62,62,62	1
84	MG	5	4042	1/1	0.95	0.27	46,46,46,46	0
84	MG	6	2151	1/1	0.95	0.20	67,67,67,67	0
84	MG	1	3919	1/1	0.95	0.25	69,69,69,69	0
84	MG	5	4045	1/1	0.95	0.21	71,71,71,71	0
84	MG	1	3793	1/1	0.95	0.16	85,85,85,85	0
84	MG	5	3818	1/1	0.95	0.18	54,54,54,54	0
84	MG	5	3416	1/1	0.95	0.31	45,45,45,45	0
84	MG	5	3707	1/1	0.95	0.18	73,73,73,73	0
84	MG	1	3885	1/1	0.95	0.19	80,80,80,80	0
84	MG	2	2006	1/1	0.95	0.28	106,106,106,106	0
84	MG	1	3414	1/1	0.95	0.21	56,56,56,56	0
84	MG	3	216	1/1	0.95	0.08	74,74,74,74	0
84	MG	q0	202	1/1	0.95	0.18	51,51,51,51	0
84	MG	Q2	503	1/1	0.95	0.27	67,67,67,67	0
84	MG	5	3425	1/1	0.95	0.17	46,46,46,46	0
84	MG	5	3716	1/1	0.95	0.57	62,62,62,62	0
84	MG	5	3514	1/1	0.95	0.26	65,65,65,65	0
84	MG	5	3516	1/1	0.95	0.18	49,49,49,49	0
84	MG	1	3797	1/1	0.95	0.54	56,56,56,56	0
84	MG	5	3518	1/1	0.95	0.44	53,53,53,53	0
84	MG	1	3533	1/1	0.95	0.56	75,75,75,75	0
84	MG	1	3517	1/1	0.95	0.43	54,54,54,54	0
84	MG	2	1902	1/1	0.95	0.09	95,95,95,95	0
84	MG	5	3432	1/1	0.95	0.19	54,54,54,54	0
84	MG	2	1957	1/1	0.95	0.13	95,95,95,95	0
84	MG	1	3608	1/1	0.95	0.19	57,57,57,57	0
84	MG	M3	201	1/1	0.95	0.16	65,65,65,65	0
84	MG	5	3843	1/1	0.95	0.11	50,50,50,50	0
84	MG	1	3892	1/1	0.95	0.23	64,64,64,64	0
84	MG	1	3518	1/1	0.95	0.28	64,64,64,64	0
84	MG	6	2047	1/1	0.95	0.12	79,79,79,79	0
84	MG	1	3802	1/1	0.95	0.20	98,98,98,98	0
84	MG	5	4075	1/1	0.95	0.12	97,97,97,97	0
84	MG	d1	102	1/1	0.95	0.10	106,106,106,106	0
84	MG	5	3739	1/1	0.95	0.33	52,52,52,52	0
84	MG	5	3740	1/1	0.95	0.28	56,56,56,56	0
84	MG	6	2052	1/1	0.95	0.11	73,73,73,73	0
84	MG	5	3439	1/1	0.95	0.25	54,54,54,54	0
84	MG	8	217	1/1	0.95	0.22	64,64,64,64	0
84	MG	5	3853	1/1	0.95	0.15	58,58,58,58	0
84	MG	5	3440	1/1	0.95	0.16	56,56,56,56	0

Continued on next page...

Continued from previous page...

Mol	Type	Chain	Res	Atoms	RSCC	RSR	B-factors(\AA^2)	Q<0.9
84	MG	2	1909	1/1	0.95	0.45	94,94,94,94	0
84	MG	1	3719	1/1	0.95	0.25	55,55,55,55	0
84	MG	5	3745	1/1	0.95	0.34	52,52,52,52	0
84	MG	5	3538	1/1	0.95	0.28	52,52,52,52	0
84	MG	1	3720	1/1	0.95	0.47	59,59,59,59	0
85	LLL	1	3989	31/31	0.95	0.21	69,69,69,69	0
84	MG	5	3445	1/1	0.95	0.21	50,50,50,50	0
84	MG	1	3519	1/1	0.95	0.35	70,70,70,70	0
84	MG	5	4088	1/1	0.95	0.22	69,69,69,69	0
84	MG	6	1925	1/1	0.95	0.28	68,68,68,68	0
84	MG	6	1926	1/1	0.95	0.24	75,75,75,75	0
84	MG	13	405	1/1	0.95	0.30	43,43,43,43	0
84	MG	1	3482	1/1	0.95	0.25	72,72,72,72	0
84	MG	5	4090	1/1	0.95	0.39	60,60,60,60	0
84	MG	5	3637	1/1	0.95	0.30	48,48,48,48	0
84	MG	6	1935	1/1	0.95	0.24	73,73,73,73	0
84	MG	M5	304	1/1	0.95	0.26	67,67,67,67	0
84	MG	5	3641	1/1	0.95	0.24	51,51,51,51	0
84	MG	1	3421	1/1	0.95	0.25	50,50,50,50	0
84	MG	5	3547	1/1	0.95	0.49	54,54,54,54	0
84	MG	6	2082	1/1	0.95	0.26	67,67,67,67	0
84	MG	5	3757	1/1	0.95	0.09	64,64,64,64	0
84	MG	2	1973	1/1	0.95	0.20	96,96,96,96	0
84	MG	6	2087	1/1	0.95	0.22	82,82,82,82	0
84	MG	M6	201	1/1	0.95	0.43	60,60,60,60	0
84	MG	5	3982	1/1	0.95	0.15	50,50,50,50	0
84	MG	1	3868	1/1	0.95	0.21	61,61,61,61	0
84	MG	1	3833	1/1	0.95	0.27	64,64,64,64	0
84	MG	M7	204	1/1	0.95	0.25	60,60,60,60	0
84	MG	1	3484	1/1	0.95	0.31	60,60,60,60	0
84	MG	17	302	1/1	0.95	0.30	55,55,55,55	0
84	MG	5	3555	1/1	0.95	0.21	62,62,62,62	1
85	LLL	5	4160	31/31	0.95	0.28	49,50,50,50	31
85	LLL	5	4161	31/31	0.95	0.22	69,70,70,70	0
84	MG	5	3652	1/1	0.95	0.19	76,76,76,76	0
84	MG	5	3556	1/1	0.95	0.49	57,57,57,57	0
84	MG	2	1922	1/1	0.95	0.28	84,84,84,84	0
84	MG	1	3574	1/1	0.95	0.12	67,67,67,67	0
84	MG	6	1957	1/1	0.95	0.17	66,66,66,66	0
84	MG	5	3658	1/1	0.95	0.17	71,71,71,71	0
84	MG	1	3728	1/1	0.95	0.13	83,83,83,83	0
84	MG	5	4000	1/1	0.95	0.27	45,45,45,45	0

Continued on next page...

Continued from previous page...

Mol	Type	Chain	Res	Atoms	RSCC	RSR	B-factors(\AA^2)	Q<0.9
84	MG	5	3884	1/1	0.95	0.09	69,69,69,69	0
84	MG	1	3944	1/1	0.95	0.20	67,67,67,67	0
84	MG	1	3907	1/1	0.95	0.31	62,62,62,62	0
84	MG	1	3427	1/1	0.95	0.27	51,51,51,51	0
84	MG	2	2041	1/1	0.95	0.08	94,94,94,94	0
84	MG	5	4122	1/1	0.95	0.18	89,89,89,89	0
84	MG	5	3667	1/1	0.95	0.56	49,49,49,49	0
84	MG	5	3784	1/1	0.95	0.37	44,44,44,44	0
84	MG	5	3668	1/1	0.95	0.44	49,49,49,49	0
84	MG	5	3671	1/1	0.95	0.37	63,63,63,63	0
84	MG	1	3986	1/1	0.95	0.41	68,68,68,68	0
84	MG	5	3790	1/1	0.95	0.32	47,47,47,47	0
84	MG	5	4131	1/1	0.95	0.30	70,70,70,70	0
84	MG	5	3569	1/1	0.95	0.43	64,64,64,64	0
84	MG	1	3423	1/1	0.95	0.30	51,51,51,51	0
84	MG	1	3561	1/1	0.95	0.15	79,79,79,79	0
84	MG	L2	301	1/1	0.95	0.20	55,55,55,55	0
84	MG	1	3951	1/1	0.95	0.06	82,82,82,82	0
84	MG	3	203	1/1	0.95	0.12	103,103,103,103	0
84	MG	1	3598	1/1	0.95	0.42	52,52,52,52	0
84	MG	5	3798	1/1	0.95	0.39	58,58,58,58	0
84	MG	2	1995	1/1	0.95	0.40	100,100,100,100	0
84	MG	5	3584	1/1	0.95	0.48	51,51,51,51	0
84	MG	5	4142	1/1	0.95	0.33	69,69,69,69	0
84	MG	1	3530	1/1	0.95	0.28	67,67,67,67	0
84	MG	1	3954	1/1	0.95	0.14	71,71,71,71	0
84	MG	5	3487	1/1	0.95	0.16	61,61,61,61	0
84	MG	1	3843	1/1	0.95	0.28	58,58,58,58	0
84	MG	5	3490	1/1	0.95	0.24	58,58,58,58	0
84	MG	1	3844	1/1	0.95	0.22	56,56,56,56	0
84	MG	5	3401	1/1	0.95	0.36	49,49,49,49	0
84	MG	1	3772	1/1	0.96	0.23	59,59,59,59	1
84	MG	5	3903	1/1	0.96	1.06	61,61,61,61	0
84	MG	1	3674	1/1	0.96	0.25	63,63,63,63	0
84	MG	5	3663	1/1	0.96	0.31	46,46,46,46	0
84	MG	5	3986	1/1	0.96	0.34	45,45,45,45	1
84	MG	1	3675	1/1	0.96	0.11	62,62,62,62	0
84	MG	5	3457	1/1	0.96	0.14	51,51,51,51	0
84	MG	4	207	1/1	0.96	0.24	59,59,59,59	0
84	MG	6	1956	1/1	0.96	0.33	69,69,69,69	0
84	MG	1	3610	1/1	0.96	0.29	52,52,52,52	0
84	MG	5	3461	1/1	0.96	0.24	50,50,50,50	0

Continued on next page...

Continued from previous page...

Mol	Type	Chain	Res	Atoms	RSCC	RSR	B-factors(\AA^2)	Q<0.9
84	MG	5	3750	1/1	0.96	0.26	52,52,52,52	0
84	MG	5	3997	1/1	0.96	0.16	50,50,50,50	0
84	MG	1	3851	1/1	0.96	0.20	57,57,57,57	0
84	MG	m8	204	1/1	0.96	0.50	63,63,63,63	0
84	MG	1	3891	1/1	0.96	0.21	60,60,60,60	0
84	MG	1	3974	1/1	0.96	0.19	79,79,79,79	0
84	MG	1	3450	1/1	0.96	0.35	62,62,62,62	0
84	MG	n0	203	1/1	0.96	0.19	49,49,49,49	0
84	MG	5	3682	1/1	0.96	0.17	73,73,73,73	0
84	MG	6	2078	1/1	0.96	0.28	65,65,65,65	0
84	MG	1	3631	1/1	0.96	0.12	76,76,76,76	0
84	MG	1	3778	1/1	0.96	0.39	61,61,61,61	0
84	MG	5	4091	1/1	0.96	0.41	68,68,68,68	0
84	MG	1	3655	1/1	0.96	0.31	50,50,50,50	0
84	MG	6	2084	1/1	0.96	0.27	67,67,67,67	0
84	MG	1	3858	1/1	0.96	0.37	46,46,46,46	0
84	MG	n3	201	1/1	0.96	0.25	43,43,43,43	0
84	MG	5	3473	1/1	0.96	0.22	63,63,63,63	0
84	MG	5	4009	1/1	0.96	0.38	53,53,53,53	0
84	MG	6	1979	1/1	0.96	0.09	100,100,100,100	0
84	MG	5	3689	1/1	0.96	0.14	78,78,78,78	0
84	MG	n8	201	1/1	0.96	0.30	54,54,54,54	0
84	MG	5	4011	1/1	0.96	0.16	45,45,45,45	0
84	MG	1	3612	1/1	0.96	0.37	55,55,55,55	0
85	LLL	1	3991	31/31	0.96	0.21	67,67,67,67	0
84	MG	5	3475	1/1	0.96	0.17	64,64,64,64	0
85	LLL	1	3993	31/31	0.96	0.22	61,61,61,61	0
84	MG	1	3981	1/1	0.96	0.39	63,63,63,63	0
84	MG	6	2097	1/1	0.96	0.35	63,63,63,63	0
84	MG	1	3417	1/1	0.96	0.28	52,52,52,52	0
84	MG	8	215	1/1	0.96	0.44	58,58,58,58	0
84	MG	1	3408	1/1	0.96	0.27	51,51,51,51	0
84	MG	5	4017	1/1	0.96	0.19	63,63,63,63	0
84	MG	5	3480	1/1	0.96	0.25	49,49,49,49	0
84	MG	6	2104	1/1	0.96	0.11	89,89,89,89	0
84	MG	5	3770	1/1	0.96	0.12	79,79,79,79	0
84	MG	5	3771	1/1	0.96	0.14	77,77,77,77	0
84	MG	1	3940	1/1	0.96	0.13	64,64,64,64	0
84	MG	1	3453	1/1	0.96	0.09	70,70,70,70	0
84	MG	5	3774	1/1	0.96	0.29	116,116,116,116	0
84	MG	1	3942	1/1	0.96	0.27	49,49,49,49	0
84	MG	5	3776	1/1	0.96	0.12	65,65,65,65	0

Continued on next page...

Continued from previous page...

Mol	Type	Chain	Res	Atoms	RSCC	RSR	B-factors(\AA^2)	Q<0.9
84	MG	2	2021	1/1	0.96	0.40	90,90,90,90	0
84	MG	1	3689	1/1	0.96	0.26	58,58,58,58	0
85	LLL	5	4151	31/31	0.96	0.22	48,48,49,49	0
84	MG	1	3596	1/1	0.96	0.36	55,55,55,55	0
84	MG	1	3787	1/1	0.96	0.85	67,67,67,67	0
84	MG	5	3623	1/1	0.96	0.30	62,62,62,62	0
84	MG	5	3782	1/1	0.96	0.16	67,67,67,67	0
84	MG	5	3783	1/1	0.96	0.31	41,41,41,41	0
85	LLL	5	4157	31/31	0.96	0.25	49,49,49,49	0
84	MG	1	3432	1/1	0.96	0.43	46,46,46,46	0
84	MG	1	3789	1/1	0.96	0.27	80,80,80,80	0
84	MG	5	4036	1/1	0.96	0.30	56,56,56,56	0
84	MG	5	4127	1/1	0.96	0.22	62,62,62,62	0
84	MG	1	3425	1/1	0.96	0.26	57,57,57,57	0
84	MG	5	3561	1/1	0.96	0.29	57,57,57,57	0
84	MG	5	3789	1/1	0.96	0.35	48,48,48,48	0
84	MG	5	3493	1/1	0.96	0.18	57,57,57,57	0
84	MG	2	1983	1/1	0.96	0.22	112,112,112,112	0
84	MG	6	2019	1/1	0.96	0.18	81,81,81,81	0
84	MG	1	3721	1/1	0.96	0.26	59,59,59,59	0
84	MG	5	3957	1/1	0.96	0.31	57,57,57,57	0
84	MG	1	3600	1/1	0.96	0.34	54,54,54,54	0
84	MG	5	3713	1/1	0.96	0.21	78,78,78,78	0
84	MG	1	3438	1/1	0.96	0.30	51,51,51,51	0
84	MG	1	3553	1/1	0.96	0.20	71,71,71,71	0
84	MG	1	3439	1/1	0.96	0.27	49,49,49,49	0
84	MG	5	3963	1/1	0.96	0.12	102,102,102,102	0
84	MG	6	2138	1/1	0.96	0.13	84,84,84,84	0
84	MG	5	3719	1/1	0.96	0.24	66,66,66,66	0
84	MG	1	3419	1/1	0.96	0.22	55,55,55,55	0
84	MG	1	3528	1/1	0.96	0.41	63,63,63,63	0
84	MG	6	2031	1/1	0.96	0.18	73,73,73,73	0
84	MG	1	3701	1/1	0.96	0.29	59,59,59,59	0
84	MG	1	3732	1/1	0.96	0.35	75,75,75,75	0
84	MG	1	3918	1/1	0.96	0.16	59,59,59,59	0
84	MG	5	3580	1/1	0.96	0.43	48,48,48,48	0
84	MG	5	4061	1/1	0.96	0.37	68,68,68,68	0
84	MG	5	3507	1/1	0.96	0.20	55,55,55,55	0
84	MG	1	3765	1/1	0.96	0.29	61,61,61,61	0
84	MG	1	3557	1/1	0.96	0.18	71,71,71,71	0
84	MG	1	3405	1/1	0.96	0.35	53,53,53,53	0
84	MG	6	2043	1/1	0.96	0.21	96,96,96,96	0

Continued on next page...

Continued from previous page...

Mol	Type	Chain	Res	Atoms	RSCC	RSR	B-factors(Å ²)	Q<0.9
84	MG	6	2045	1/1	0.96	0.12	68,68,68,68	0
84	MG	7	207	1/1	0.96	0.16	62,62,62,62	0
84	MG	5	3587	1/1	0.96	0.35	55,55,55,55	0
84	MG	1	3736	1/1	0.96	0.15	82,82,82,82	0
84	MG	5	3515	1/1	0.96	0.21	43,43,43,43	0
84	MG	7	211	1/1	0.96	0.14	67,67,67,67	0
84	MG	5	3450	1/1	0.96	0.34	42,42,42,42	0
84	MG	1	3589	1/1	0.96	0.09	55,55,55,55	0
86	ZN	E1	501	1/1	0.96	0.09	182,182,182,182	0
84	MG	1	3770	1/1	0.96	0.36	55,55,55,55	0
84	MG	6	2054	1/1	0.96	0.14	76,76,76,76	0
84	MG	6	1999	1/1	0.97	0.24	87,87,87,87	0
84	MG	1	3857	1/1	0.97	0.44	47,47,47,47	0
84	MG	5	3568	1/1	0.97	0.20	67,67,67,67	0
84	MG	6	2002	1/1	0.97	0.12	68,68,68,68	0
84	MG	1	3895	1/1	0.97	0.18	66,66,66,66	0
84	MG	1	3587	1/1	0.97	0.32	58,58,58,58	0
84	MG	2	1959	1/1	0.97	0.15	110,110,110,110	0
84	MG	n5	203	1/1	0.97	0.06	89,89,89,89	0
84	MG	1	3897	1/1	0.97	0.14	104,104,104,104	0
84	MG	6	2009	1/1	0.97	0.12	73,73,73,73	0
84	MG	5	4055	1/1	0.97	0.24	103,103,103,103	0
84	MG	5	3575	1/1	0.97	0.21	51,51,51,51	0
84	MG	5	3428	1/1	0.97	0.14	47,47,47,47	0
84	MG	6	2013	1/1	0.97	0.26	76,76,76,76	0
84	MG	1	3638	1/1	0.97	0.17	90,90,90,90	0
84	MG	o2	201	1/1	0.97	0.30	55,55,55,55	0
84	MG	5	3949	1/1	0.97	0.36	56,56,56,56	0
84	MG	5	3579	1/1	0.97	0.45	45,45,45,45	0
84	MG	5	3847	1/1	0.97	0.31	45,45,45,45	0
84	MG	5	3952	1/1	0.97	0.19	58,58,58,58	0
84	MG	o4	502	1/1	0.97	0.42	87,87,87,87	0
84	MG	5	3848	1/1	0.97	0.26	44,44,44,44	0
84	MG	1	3734	1/1	0.97	0.17	77,77,77,77	0
84	MG	6	2159	1/1	0.97	0.15	81,81,81,81	0
84	MG	1	3938	1/1	0.97	0.30	62,62,62,62	0
84	MG	5	3582	1/1	0.97	0.30	54,54,54,54	0
84	MG	1	3606	1/1	0.97	0.29	52,52,52,52	0
84	MG	M7	202	1/1	0.97	0.36	48,48,48,48	0
84	MG	5	3585	1/1	0.97	0.38	48,48,48,48	0
84	MG	1	3429	1/1	0.97	0.34	50,50,50,50	0
84	MG	5	3666	1/1	0.97	0.14	55,55,55,55	0

Continued on next page...

Continued from previous page...

Mol	Type	Chain	Res	Atoms	RSCC	RSR	B-factors(\AA^2)	Q<0.9
84	MG	1	3795	1/1	0.97	0.41	56,56,56,56	0
84	MG	1	3826	1/1	0.97	0.41	65,65,65,65	0
84	MG	5	3589	1/1	0.97	0.35	58,58,58,58	0
84	MG	6	2033	1/1	0.97	0.18	74,74,74,74	0
84	MG	s5	303	1/1	0.97	0.33	77,77,77,77	0
84	MG	1	3796	1/1	0.97	0.18	60,60,60,60	0
84	MG	5	3508	1/1	0.97	0.10	53,53,53,53	0
84	MG	2	1971	1/1	0.97	0.27	102,102,102,102	0
84	MG	5	3864	1/1	0.97	0.34	68,68,68,68	0
84	MG	5	3678	1/1	0.97	0.25	68,68,68,68	0
84	MG	5	3679	1/1	0.97	0.23	66,66,66,66	0
84	MG	1	3866	1/1	0.97	0.28	55,55,55,55	0
84	MG	6	1908	1/1	0.97	0.18	70,70,70,70	0
84	MG	5	3681	1/1	0.97	0.29	66,66,66,66	0
84	MG	6	2044	1/1	0.97	0.15	71,71,71,71	0
84	MG	1	3474	1/1	0.97	0.29	59,59,59,59	0
84	MG	N0	204	1/1	0.97	0.13	68,68,68,68	0
84	MG	1	3404	1/1	0.97	0.34	53,53,53,53	0
84	MG	1	3534	1/1	0.97	0.46	63,63,63,63	0
84	MG	1	3740	1/1	0.97	0.17	74,74,74,74	0
84	MG	5	3979	1/1	0.97	0.37	46,46,46,46	0
84	MG	N3	202	1/1	0.97	0.32	55,55,55,55	0
84	MG	1	3690	1/1	0.97	0.40	58,58,58,58	0
84	MG	2	1926	1/1	0.97	0.52	89,89,89,89	0
84	MG	5	3877	1/1	0.97	0.17	89,89,89,89	0
84	MG	6	2055	1/1	0.97	0.17	77,77,77,77	0
84	MG	5	4093	1/1	0.97	0.15	73,73,73,73	0
84	MG	2	1928	1/1	0.97	0.47	67,67,67,67	0
84	MG	1	3771	1/1	0.97	0.23	59,59,59,59	0
84	MG	1	3644	1/1	0.97	0.32	49,49,49,49	0
84	MG	1	3403	1/1	0.97	0.35	58,58,58,58	0
84	MG	5	3988	1/1	0.97	0.36	45,45,45,45	0
84	MG	5	3989	1/1	0.97	0.28	47,47,47,47	0
84	MG	2	2039	1/1	0.97	0.20	95,95,95,95	0
84	MG	2	1932	1/1	0.97	0.25	91,91,91,91	0
84	MG	6	1932	1/1	0.97	0.34	62,62,62,62	0
84	MG	1	3647	1/1	0.97	0.13	55,55,55,55	0
84	MG	l5	301	1/1	0.97	0.15	56,56,56,56	0
84	MG	1	3745	1/1	0.97	0.11	73,73,73,73	0
84	MG	5	4105	1/1	0.97	0.32	56,56,56,56	0
84	MG	5	3459	1/1	0.97	0.14	52,52,52,52	1
84	MG	1	3478	1/1	0.97	0.31	58,58,58,58	0

Continued on next page...

Continued from previous page...

Mol	Type	Chain	Res	Atoms	RSCC	RSR	B-factors(\AA^2)	Q<0.9
84	MG	1	3537	1/1	0.97	0.30	60,60,60,60	0
84	MG	5	3890	1/1	0.97	0.19	62,62,62,62	0
84	MG	5	3702	1/1	0.97	0.11	85,85,85,85	0
84	MG	6	2076	1/1	0.97	0.21	64,64,64,64	0
84	MG	S3	301	1/1	0.97	0.14	100,100,100,100	0
84	MG	1	3407	1/1	0.97	0.28	59,59,59,59	0
84	MG	5	3464	1/1	0.97	0.29	52,52,52,52	0
84	MG	1	3697	1/1	0.97	0.19	56,56,56,56	0
84	MG	6	2081	1/1	0.97	0.20	69,69,69,69	0
84	MG	5	4005	1/1	0.97	0.21	58,58,58,58	0
84	MG	1	3480	1/1	0.97	0.31	62,62,62,62	0
84	MG	6	1948	1/1	0.97	0.27	66,66,66,66	0
84	MG	O4	502	1/1	0.97	0.10	106,106,106,106	0
84	MG	6	2086	1/1	0.97	0.09	83,83,83,83	0
84	MG	1	3420	1/1	0.97	0.18	53,53,53,53	0
84	MG	5	3901	1/1	0.97	0.74	55,55,55,55	0
84	MG	19	207	1/1	0.97	0.11	52,52,52,52	0
84	MG	1	3846	1/1	0.97	0.26	53,53,53,53	0
84	MG	1	3415	1/1	0.97	0.39	55,55,55,55	0
84	MG	6	1955	1/1	0.97	0.16	77,77,77,77	0
84	MG	5	3471	1/1	0.97	0.40	56,56,56,56	0
84	MG	1	3848	1/1	0.97	0.15	57,57,57,57	0
84	MG	2	1945	1/1	0.97	0.31	87,87,87,87	0
84	MG	5	3625	1/1	0.97	0.27	54,54,54,54	0
84	MG	5	3717	1/1	0.97	0.31	52,52,52,52	0
84	MG	5	3626	1/1	0.97	0.28	52,52,52,52	0
84	MG	6	2099	1/1	0.97	0.31	57,57,57,57	0
84	MG	1	3544	1/1	0.97	0.38	54,54,54,54	0
84	MG	6	1965	1/1	0.97	0.13	72,72,72,72	0
84	MG	5	3720	1/1	0.97	0.08	71,71,71,71	0
84	MG	1	3619	1/1	0.97	0.32	59,59,59,59	0
84	MG	Q1	101	1/1	0.97	0.25	83,83,83,83	0
84	MG	5	3630	1/1	0.97	0.20	50,50,50,50	0
84	MG	5	3724	1/1	0.97	0.17	60,60,60,60	1
84	MG	1	3516	1/1	0.97	0.34	54,54,54,54	0
84	MG	M0	304	1/1	0.97	0.13	62,62,62,62	0
84	MG	5	3633	1/1	0.97	0.30	45,45,45,45	0
84	MG	5	3820	1/1	0.97	0.13	52,52,52,52	0
84	MG	5	3411	1/1	0.97	0.38	46,46,46,46	0
84	MG	5	4029	1/1	0.97	0.27	52,52,52,52	0
84	MG	5	3413	1/1	0.97	0.30	46,46,46,46	0
84	MG	m7	201	1/1	0.97	0.25	57,57,57,57	0

Continued on next page...

Continued from previous page...

Mol	Type	Chain	Res	Atoms	RSCC	RSR	B-factors(Å ²)	Q<0.9
84	MG	5	3560	1/1	0.97	0.24	51,51,51,51	0
84	MG	5	3824	1/1	0.97	0.15	58,58,58,58	0
84	MG	1	3729	1/1	0.97	0.21	72,72,72,72	0
84	MG	5	3733	1/1	0.97	0.14	65,65,65,65	0
84	MG	1	3678	1/1	0.97	0.28	69,69,69,69	0
84	MG	5	3930	1/1	0.97	0.20	45,45,45,45	0
84	MG	5	3639	1/1	0.97	0.30	42,42,42,42	0
84	MG	5	4038	1/1	0.97	0.10	79,79,79,79	0
84	MG	7	202	1/1	0.97	0.23	52,52,52,52	0
84	MG	5	3640	1/1	0.97	0.42	41,41,41,41	0
84	MG	7	204	1/1	0.97	0.28	54,54,54,54	0
84	MG	5	3830	1/1	0.97	0.07	49,49,49,49	1
84	MG	7	206	1/1	0.97	0.12	62,62,62,62	0
84	MG	n0	202	1/1	0.97	0.26	52,52,52,52	0
84	MG	5	3831	1/1	0.97	0.26	44,44,44,44	0
84	MG	5	3737	1/1	0.97	0.27	49,49,49,49	0
86	ZN	O4	501	1/1	0.97	0.08	141,141,141,141	0
86	ZN	Q3	501	1/1	0.97	0.12	108,108,108,108	0
84	MG	1	3731	1/1	0.97	0.15	80,80,80,80	0
84	MG	5	3417	1/1	0.97	0.38	43,43,43,43	0
84	MG	1	3856	1/1	0.97	0.26	55,55,55,55	0
84	MG	2	1903	1/1	0.97	0.33	90,90,90,90	0
84	MG	2	1927	1/1	0.98	0.26	95,95,95,95	0
84	MG	1	3850	1/1	0.98	0.29	57,57,57,57	0
84	MG	1	3433	1/1	0.98	0.30	49,49,49,49	0
84	MG	5	3788	1/1	0.98	0.22	50,50,50,50	0
84	MG	5	3572	1/1	0.98	0.23	67,67,67,67	0
84	MG	5	3573	1/1	0.98	0.31	61,61,61,61	0
84	MG	2	1970	1/1	0.98	0.18	105,105,105,105	0
84	MG	1	3947	1/1	0.98	0.48	79,79,79,79	0
84	MG	5	3956	1/1	0.98	0.29	55,55,55,55	0
84	MG	5	3511	1/1	0.98	0.18	47,47,47,47	0
84	MG	1	3591	1/1	0.98	0.41	46,46,46,46	0
84	MG	5	4044	1/1	0.98	0.40	72,72,72,72	0
84	MG	5	3578	1/1	0.98	0.17	48,48,48,48	1
84	MG	d3	203	1/1	0.98	0.11	68,68,68,68	0
84	MG	5	3643	1/1	0.98	0.26	55,55,55,55	0
84	MG	q3	504	1/1	0.98	0.23	74,74,74,74	0
84	MG	5	3513	1/1	0.98	0.22	48,48,48,48	0
84	MG	5	3405	1/1	0.98	0.42	47,47,47,47	0
84	MG	5	3407	1/1	0.98	0.37	43,43,43,43	0
84	MG	5	3408	1/1	0.98	0.26	45,45,45,45	0

Continued on next page...

Continued from previous page...

Mol	Type	Chain	Res	Atoms	RSCC	RSR	B-factors(\AA^2)	Q<0.9
84	MG	6	1905	1/1	0.98	0.26	64,64,64,64	0
84	MG	17	301	1/1	0.98	0.24	45,45,45,45	0
84	MG	1	3511	1/1	0.98	0.39	59,59,59,59	0
84	MG	1	3688	1/1	0.98	0.26	61,61,61,61	0
84	MG	1	3498	1/1	0.98	0.19	62,62,62,62	0
84	MG	5	3412	1/1	0.98	0.27	47,47,47,47	0
84	MG	5	3522	1/1	0.98	0.22	42,42,42,42	0
84	MG	5	3885	1/1	0.98	0.20	65,65,65,65	0
84	MG	1	3513	1/1	0.98	0.34	55,55,55,55	0
84	MG	1	3595	1/1	0.98	0.27	54,54,54,54	0
84	MG	5	3655	1/1	0.98	0.17	78,78,78,78	0
84	MG	5	3656	1/1	0.98	0.19	78,78,78,78	0
84	MG	1	3434	1/1	0.98	0.24	53,53,53,53	0
84	MG	m0	302	1/1	0.98	0.21	53,53,53,53	0
84	MG	5	3811	1/1	0.98	0.30	44,44,44,44	0
84	MG	7	201	1/1	0.98	0.27	45,45,45,45	0
84	MG	4	216	1/1	0.98	0.12	69,69,69,69	0
84	MG	1	3401	1/1	0.98	0.31	56,56,56,56	0
84	MG	5	3418	1/1	0.98	0.29	44,44,44,44	0
84	MG	m4	202	1/1	0.98	0.19	52,52,52,52	0
84	MG	3	201	1/1	0.98	0.13	81,81,81,81	0
84	MG	5	3662	1/1	0.98	0.22	50,50,50,50	0
84	MG	5	3472	1/1	0.98	0.17	57,57,57,57	0
84	MG	5	3898	1/1	0.98	0.20	56,56,56,56	0
84	MG	6	2122	1/1	0.98	0.30	96,96,96,96	0
84	MG	6	1930	1/1	0.98	0.22	70,70,70,70	0
84	MG	6	1931	1/1	0.98	0.31	67,67,67,67	0
84	MG	1	3411	1/1	0.98	0.39	53,53,53,53	0
84	MG	1	3422	1/1	0.98	0.25	50,50,50,50	0
84	MG	5	3533	1/1	0.98	0.27	45,45,45,45	0
84	MG	5	3422	1/1	0.98	0.27	49,49,49,49	0
84	MG	1	3832	1/1	0.98	0.21	58,58,58,58	0
84	MG	5	3906	1/1	0.98	0.22	50,50,50,50	0
84	MG	5	3669	1/1	0.98	0.23	63,63,63,63	0
84	MG	5	3908	1/1	0.98	0.33	48,48,48,48	0
84	MG	5	3670	1/1	0.98	0.30	63,63,63,63	0
84	MG	5	3536	1/1	0.98	0.43	56,56,56,56	0
84	MG	5	3537	1/1	0.98	0.49	48,48,48,48	0
84	MG	1	3491	1/1	0.98	0.34	79,79,79,79	0
84	MG	6	2040	1/1	0.98	0.16	78,78,78,78	0
84	MG	1	3471	1/1	0.98	0.20	63,63,63,63	0
84	MG	5	3676	1/1	0.98	0.10	65,65,65,65	0

Continued on next page...

Continued from previous page...

Mol	Type	Chain	Res	Atoms	RSCC	RSR	B-factors(\AA^2)	Q<0.9
84	MG	5	3677	1/1	0.98	0.22	59,59,59,59	0
84	MG	5	3479	1/1	0.98	0.32	48,48,48,48	0
84	MG	2	1988	1/1	0.98	0.14	112,112,112,112	0
84	MG	5	3481	1/1	0.98	0.31	49,49,49,49	0
84	MG	1	3725	1/1	0.98	0.26	62,62,62,62	0
84	MG	5	3758	1/1	0.98	0.25	65,65,65,65	0
84	MG	5	3544	1/1	0.98	0.30	61,61,61,61	0
84	MG	5	3683	1/1	0.98	0.23	73,73,73,73	0
84	MG	5	3761	1/1	0.98	0.34	69,69,69,69	0
84	MG	5	3545	1/1	0.98	0.23	49,49,49,49	0
84	MG	5	4095	1/1	0.98	0.12	68,68,68,68	0
84	MG	1	3539	1/1	0.98	0.24	52,52,52,52	0
84	MG	1	3472	1/1	0.98	0.32	57,57,57,57	0
84	MG	5	3548	1/1	0.98	0.33	60,60,60,60	0
84	MG	6	2057	1/1	0.98	0.24	81,81,81,81	0
84	MG	N0	202	1/1	0.98	0.12	49,49,49,49	0
84	MG	1	3673	1/1	0.98	0.12	66,66,66,66	0
84	MG	1	3839	1/1	0.98	0.34	57,57,57,57	0
84	MG	6	1964	1/1	0.98	0.40	73,73,73,73	0
84	MG	1	3870	1/1	0.98	0.21	58,58,58,58	0
84	MG	5	3489	1/1	0.98	0.16	55,55,55,55	0
84	MG	1	3523	1/1	0.98	0.18	70,70,70,70	0
84	MG	1	3542	1/1	0.98	0.26	52,52,52,52	0
84	MG	5	3851	1/1	0.98	0.20	54,54,54,54	0
84	MG	1	3416	1/1	0.98	0.17	56,56,56,56	0
84	MG	2	1916	1/1	0.98	0.16	90,90,90,90	0
84	MG	L4	402	1/1	0.98	0.08	65,65,65,65	0
84	MG	1	3525	1/1	0.98	0.23	69,69,69,69	0
84	MG	1	3507	1/1	0.98	0.35	60,60,60,60	0
84	MG	1	3679	1/1	0.98	0.18	68,68,68,68	0
84	MG	1	3762	1/1	0.98	0.26	70,70,70,70	0
86	ZN	Q2	501	1/1	0.98	0.08	102,102,102,102	0
84	MG	4	201	1/1	0.98	0.34	55,55,55,55	0
84	MG	1	3475	1/1	0.98	0.29	60,60,60,60	0
86	ZN	D9	101	1/1	0.98	0.11	121,121,121,121	0
84	MG	1	3567	1/1	0.98	0.16	66,66,66,66	0
86	ZN	o4	501	1/1	0.98	0.17	127,127,127,127	0
84	MG	1	3485	1/1	0.98	0.21	70,70,70,70	0
84	MG	1	3943	1/1	0.98	0.30	60,60,60,60	0
84	MG	6	1928	1/1	0.99	0.31	68,68,68,68	0
84	MG	1	3562	1/1	0.99	0.10	80,80,80,80	0
84	MG	1	3684	1/1	0.99	0.25	58,58,58,58	0

Continued on next page...

Continued from previous page...

Mol	Type	Chain	Res	Atoms	RSCC	RSR	B-factors(Å ²)	Q<0.9
84	MG	12	302	1/1	0.99	0.29	53,53,53,53	0
84	MG	5	3499	1/1	0.99	0.15	53,53,53,53	0
84	MG	5	3500	1/1	0.99	0.19	51,51,51,51	0
84	MG	5	3727	1/1	0.99	0.25	46,46,46,46	0
84	MG	2	1982	1/1	0.99	0.13	97,97,97,97	0
84	MG	5	3444	1/1	0.99	0.24	45,45,45,45	0
84	MG	1	3646	1/1	0.99	0.22	52,52,52,52	0
84	MG	13	404	1/1	0.99	0.27	42,42,42,42	0
84	MG	5	3994	1/1	0.99	0.21	48,48,48,48	0
84	MG	5	3995	1/1	0.99	0.22	47,47,47,47	0
84	MG	1	3716	1/1	0.99	0.32	66,66,66,66	0
84	MG	5	3447	1/1	0.99	0.34	49,49,49,49	0
84	MG	5	4124	1/1	0.99	0.22	50,50,50,50	0
84	MG	1	3717	1/1	0.99	0.64	56,56,56,56	0
84	MG	1	3671	1/1	0.99	0.35	55,55,55,55	0
84	MG	1	3522	1/1	0.99	0.34	63,63,63,63	0
84	MG	1	3473	1/1	0.99	0.37	59,59,59,59	0
84	MG	5	3452	1/1	0.99	0.16	48,48,48,48	0
84	MG	5	3738	1/1	0.99	0.30	50,50,50,50	0
84	MG	1	3428	1/1	0.99	0.22	54,54,54,54	0
84	MG	5	3426	1/1	0.99	0.21	48,48,48,48	0
84	MG	5	3402	1/1	0.99	0.22	47,47,47,47	0
84	MG	5	3673	1/1	0.99	0.33	55,55,55,55	0
84	MG	O2	201	1/1	0.99	0.11	60,60,60,60	0
84	MG	6	2004	1/1	0.99	0.22	67,67,67,67	0
84	MG	5	4050	1/1	0.99	0.10	80,80,80,80	0
84	MG	5	3816	1/1	0.99	0.17	43,43,43,43	0
84	MG	1	3756	1/1	0.99	0.24	62,62,62,62	0
84	MG	1	3946	1/1	0.99	0.27	54,54,54,54	0
84	MG	5	3406	1/1	0.99	0.27	44,44,44,44	0
84	MG	1	3435	1/1	0.99	0.23	53,53,53,53	0
84	MG	1	3460	1/1	0.99	0.27	58,58,58,58	0
84	MG	1	3436	1/1	0.99	0.28	49,49,49,49	0
84	MG	6	1963	1/1	0.99	0.32	68,68,68,68	0
84	MG	5	3521	1/1	0.99	0.19	50,50,50,50	0
84	MG	5	3715	1/1	0.99	0.15	54,54,54,54	0
84	MG	1	3520	1/1	0.99	0.22	69,69,69,69	0
84	MG	5	3900	1/1	0.99	0.41	51,51,51,51	0
84	MG	1	3588	1/1	0.99	0.26	58,58,58,58	0
86	ZN	Q0	500	1/1	0.99	0.17	72,72,72,72	0
84	MG	m0	301	1/1	0.99	0.26	49,49,49,49	1
84	MG	5	3902	1/1	0.99	0.42	55,55,55,55	0

Continued on next page...

Continued from previous page...

Mol	Type	Chain	Res	Atoms	RSCC	RSR	B-factors(\AA^2)	Q<0.9
86	ZN	D6	500	1/1	0.99	0.13	101,101,101,101	0
84	MG	1	3599	1/1	0.99	0.28	52,52,52,52	0
84	MG	1	3406	1/1	0.99	0.11	58,58,58,58	0
84	MG	1	3682	1/1	0.99	0.09	65,65,65,65	0
84	MG	5	4109	1/1	0.99	0.22	42,42,42,42	0
86	ZN	o7	501	1/1	0.99	0.19	80,80,80,80	0
86	ZN	q2	501	1/1	0.99	0.10	94,94,94,94	0
86	ZN	q3	501	1/1	0.99	0.14	102,102,102,102	0
86	ZN	d6	101	1/1	0.99	0.16	82,82,82,82	0
84	MG	1	3783	1/1	0.99	0.21	61,61,61,61	0
86	ZN	d9	101	1/1	0.99	0.12	89,89,89,89	0
84	MG	5	3559	1/1	0.99	0.11	56,56,56,56	1
86	ZN	O7	101	1/1	1.00	0.14	77,77,77,77	0
86	ZN	q0	201	1/1	1.00	0.15	52,52,52,52	0

6.5 Other polymers [i](#)

There are no such residues in this entry.