



## Full wwPDB EM Validation Report ⓘ

Apr 16, 2024 – 03:24 am BST

PDB ID : 6SW9  
EMDB ID : EMD-10320  
Title : IC2A model of cryo-EM structure of a full archaeal ribosomal translation initiation complex devoid of aIF1 in *P. abyssi*  
Authors : Coureux, P.-D.; Mechulam, Y.; Schmitt, E.  
Deposited on : 2019-09-20  
Resolution : 4.20 Å(reported)

This is a Full wwPDB EM Validation Report for a publicly released PDB entry.

We welcome your comments at [validation@mail.wwpdb.org](mailto:validation@mail.wwpdb.org)

A user guide is available at

<https://www.wwpdb.org/validation/2017/EMValidationReportHelp>

with specific help available everywhere you see the ⓘ symbol.

The types of validation reports are described at

<http://www.wwpdb.org/validation/2017/FAQs#types>.

---

The following versions of software and data (see [references ⓘ](#)) were used in the production of this report:

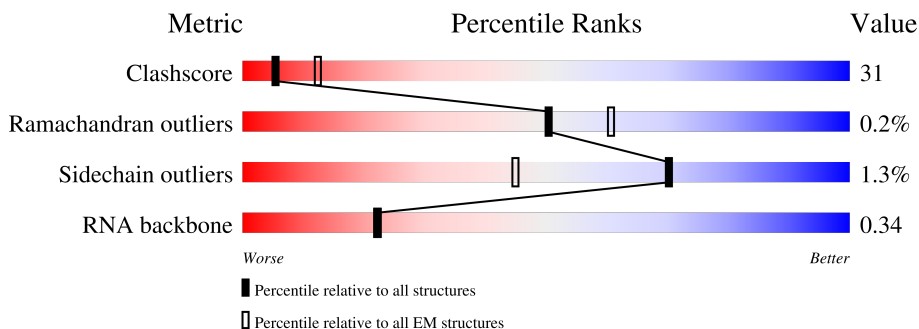
EMDB validation analysis : 0.0.1.dev92  
Mogul : 1.8.4, CSD as541be (2020)  
MolProbity : 4.02b-467  
buster-report : 1.1.7 (2018)  
Percentile statistics : 20191225.v01 (using entries in the PDB archive December 25th 2019)  
MapQ : 1.9.13  
Ideal geometry (proteins) : Engh & Huber (2001)  
Ideal geometry (DNA, RNA) : Parkinson et al. (1996)  
Validation Pipeline (wwPDB-VP) : 2.36

# 1 Overall quality at a glance

The following experimental techniques were used to determine the structure:  
*ELECTRON MICROSCOPY*

The reported resolution of this entry is 4.20 Å.

Percentile scores (ranging between 0-100) for global validation metrics of the entry are shown in the following graphic. The table shows the number of entries on which the scores are based.



Metric	Whole archive (#Entries)	EM structures (#Entries)
Clashscore	158937	4297
Ramachandran outliers	154571	4023
Sidechain outliers	154315	3826
RNA backbone	4643	859

The table below summarises the geometric issues observed across the polymeric chains and their fit to the map. The red, orange, yellow and green segments of the bar indicate the fraction of residues that contain outliers for  $\geq 3$ , 2, 1 and 0 types of geometric quality criteria respectively. A grey segment represents the fraction of residues that are not modelled. The numeric value for each fraction is indicated below the corresponding segment, with a dot representing fractions  $\leq 5\%$ . The upper red bar (where present) indicates the fraction of residues that have poor fit to the EM map (all-atom inclusion  $< 40\%$ ). The numeric value is given above the bar.

Mol	Chain	Length	Quality of chain
1	2	1497	
2	A	199	
3	B	202	
4	C	63	
5	D	180	
6	E	243	
7	F	236	




Continued on next page...

Continued from previous page...

Mol	Chain	Length	Quality of chain
8	G	125	51% 47% ..
9	H	215	58% 39% ..
10	I	130	55% 43% ..
11	J	127	56% 43% .
12	K	135	48% 50% ..
13	L	102	60% 39% .
14	M	137	61% 33% 7%
15	N	147	62% 35% ..
16	O	148	46% 46% . 7%
17	P	56	43% 55% .
18	Q	158	54% 41% . .
19	R	113	53% 42% . .
20	S	67	55% 43% .
21	T	132	41% 54% 5%
22	U	150	52% 47% ..
23	V	99	54% 41% 5%
24	W	65	60% 37% .
25	X	71	34% 61% 6%
26	Y	51	43% 49% 6% .
27	Z	210	62% 31% 6%
28	0	36	39% 56% 6%
29	3	123	39% 61%
30	5	20	5% 55% 30% 10%
31	4	76	49% 41% 8%
32	6	113	40% 44% 16%

Continued on next page...

*Continued from previous page...*

Mol	Chain	Length	Quality of chain
33	7	414	
34	8	129	
35	9	254	

## 2 Entry composition [i](#)

There are 40 unique types of molecules in this entry. The entry contains 70661 atoms, of which 0 are hydrogens and 0 are deuteriums.

In the tables below, the AltConf column contains the number of residues with at least one atom in alternate conformation and the Trace column contains the number of residues modelled with at most 2 atoms.

- Molecule 1 is a RNA chain called 16S ribosomal RNA.

Mol	Chain	Residues	Atoms					AltConf	Trace
			Total	C	N	O	P		
1	2	1497	32291	14394	5959	10441	1497	0	0

- Molecule 2 is a protein called 30S ribosomal protein S3Ae.

Mol	Chain	Residues	Atoms					AltConf	Trace
			Total	C	N	O	S		
2	A	188	1533	995	268	266	4	0	0

- Molecule 3 is a protein called 30S ribosomal protein S2.

Mol	Chain	Residues	Atoms					AltConf	Trace
			Total	C	N	O	S		
3	B	196	1571	1017	269	281	4	0	0

- Molecule 4 is a protein called Zn-ribbon RNA-binding protein involved in translation.

Mol	Chain	Residues	Atoms					AltConf	Trace
			Total	C	N	O	S		
4	C	61	482	304	85	85	8	0	0

- Molecule 5 is a protein called 30S ribosomal protein S4.

Mol	Chain	Residues	Atoms					AltConf	Trace
			Total	C	N	O	S		
5	D	175	1470	924	284	258	4	0	0

- Molecule 6 is a protein called 30S ribosomal protein S4e.

Mol	Chain	Residues	Atoms					AltConf	Trace
			Total	C	N	O	S		
6	E	242	1983	1281	358	339	5	0	0

- Molecule 7 is a protein called 30S ribosomal protein S5.

Mol	Chain	Residues	Atoms					AltConf	Trace
			Total	C	N	O	S		
7	F	229	1808	1147	334	320	7	0	0

- Molecule 8 is a protein called 30S ribosomal protein S6e.

Mol	Chain	Residues	Atoms					AltConf	Trace
			Total	C	N	O	S		
8	G	124	977	621	178	176	2	0	0

- Molecule 9 is a protein called 30S ribosomal protein S7.

Mol	Chain	Residues	Atoms					AltConf	Trace
			Total	C	N	O	S		
9	H	213	1720	1092	322	299	7	0	0

- Molecule 10 is a protein called 30S ribosomal protein S8.

Mol	Chain	Residues	Atoms					AltConf	Trace
			Total	C	N	O	S		
10	I	129	1034	668	184	180	2	0	0

- Molecule 11 is a protein called 30S ribosomal protein S8e.

Mol	Chain	Residues	Atoms				AltConf	Trace
			Total	C	N	O		
11	J	126	996	617	206	173	0	0

- Molecule 12 is a protein called 30S ribosomal protein S9.

Mol	Chain	Residues	Atoms					AltConf	Trace
			Total	C	N	O	S		
12	K	134	1065	668	206	188	3	0	0

- Molecule 13 is a protein called 30S ribosomal protein S10.

Mol	Chain	Residues	Atoms					AltConf	Trace
			Total	C	N	O	S		
13	L	101	817	507	158	148	4	0	0

- Molecule 14 is a protein called 30S ribosomal protein S11.

Mol	Chain	Residues	Atoms					AltConf	Trace
14	M	128	Total	C	N	O	S	0	0
			964	597	192	173	2		

- Molecule 15 is a protein called 30S ribosomal protein S12.

Mol	Chain	Residues	Atoms					AltConf	Trace
15	N	146	Total	C	N	O	S	0	0
			1148	727	224	194	3		

- Molecule 16 is a protein called 30S ribosomal protein S13.

Mol	Chain	Residues	Atoms					AltConf	Trace
16	O	138	Total	C	N	O	S	0	0
			1116	700	221	190	5		

- Molecule 17 is a protein called 30S ribosomal protein S14 type Z.

Mol	Chain	Residues	Atoms					AltConf	Trace
17	P	55	Total	C	N	O	S	0	0
			455	288	95	67	5		

- Molecule 18 is a protein called 30S ribosomal protein S15.

Mol	Chain	Residues	Atoms					AltConf	Trace
18	Q	152	Total	C	N	O	S	0	0
			1262	804	240	214	4		

- Molecule 19 is a protein called 30S ribosomal protein S17.

Mol	Chain	Residues	Atoms					AltConf	Trace
19	R	109	Total	C	N	O	S	0	0
			900	572	174	151	3		

- Molecule 20 is a protein called 30S ribosomal protein S17e.

Mol	Chain	Residues	Atoms					AltConf	Trace
20	S	66	Total	C	N	O	S	0	0
			558	355	106	96	1		

- Molecule 21 is a protein called 30S ribosomal protein S19.

Mol	Chain	Residues	Atoms					AltConf	Trace
21	T	125	Total	C	N	O	S	0	0
			1018	647	195	169	7		

- Molecule 22 is a protein called 30S ribosomal protein S19e.

Mol	Chain	Residues	Atoms					AltConf	Trace
22	U	149	Total	C	N	O	S	0	0
			1223	790	221	212			

- Molecule 23 is a protein called 30S ribosomal protein S24e.

Mol	Chain	Residues	Atoms					AltConf	Trace
23	V	94	Total	C	N	O	S	0	0
			790	516	125	146	3		

- Molecule 24 is a protein called 30S ribosomal protein S27e.

Mol	Chain	Residues	Atoms					AltConf	Trace
24	W	63	Total	C	N	O	S	0	0
			481	303	93	80	5		

- Molecule 25 is a protein called 30S ribosomal protein S28e.

Mol	Chain	Residues	Atoms					AltConf	Trace
25	X	67	Total	C	N	O	S	0	0
			536	327	111	98			

- Molecule 26 is a protein called 30S ribosomal protein S27ae.

Mol	Chain	Residues	Atoms					AltConf	Trace
26	Y	50	Total	C	N	O	S	0	0
			408	262	77	63	6		

- Molecule 27 is a protein called 30S ribosomal protein S3.

Mol	Chain	Residues	Atoms					AltConf	Trace
27	Z	197	Total	C	N	O	S	0	0
			1550	989	286	271	4		

- Molecule 28 is a protein called 50S ribosomal protein L41e.



Mol	Chain	Residues	Atoms					AltConf	Trace
28	0	36	Total	C	N	O	S	0	0
			343	218	84	39	2		

- Molecule 29 is a protein called 50S ribosomal protein L7Ae.

Mol	Chain	Residues	Atoms					AltConf	Trace
29	3	123	Total	C	N	O	S	0	0
			941	599	157	181	4		

- Molecule 30 is a RNA chain called mRNA.

Mol	Chain	Residues	Atoms					AltConf	Trace
30	5	20	Total	C	N	O	P	0	0
			430	192	78	140	20		

- Molecule 31 is a RNA chain called initiator Met-tRNA fMet from E. coli (A1U72 variant).

Mol	Chain	Residues	Atoms					AltConf	Trace	
31	4	76	Total	C	N	O	P	S	0	0
			1622	724	291	530	76	1		

- Molecule 32 is a protein called Translation initiation factor 1A.

Mol	Chain	Residues	Atoms					AltConf	Trace
32	6	95	Total	C	N	O	S	0	0
			777	496	148	130	3		

- Molecule 33 is a protein called Translation initiation factor 2 subunit gamma.

Mol	Chain	Residues	Atoms					AltConf	Trace
33	7	414	Total	C	N	O	S	0	0
			3213	2058	548	595	12		

- Molecule 34 is a protein called Translation initiation factor 2 subunit beta.

Mol	Chain	Residues	Atoms					AltConf	Trace
34	8	129	Total	C	N	O	S	0	0
			1032	659	171	192	10		

There are 8 discrepancies between the modelled and reference sequences:

Chain	Residue	Modelled	Actual	Comment	Reference
8	?	-	GLU	deletion	UNP Q97W59
8	?	-	LYS	deletion	UNP Q97W59
8	?	-	GLY	deletion	UNP Q97W59
8	?	-	ARG	deletion	UNP Q97W59
8	?	-	LYS	deletion	UNP Q97W59
8	?	-	GLU	deletion	UNP Q97W59
8	?	-	GLY	deletion	UNP Q97W59
8	?	-	THR	deletion	UNP Q97W59

- Molecule 35 is a protein called Translation initiation factor 2 subunit alpha.

Mol	Chain	Residues	Atoms				AltConf	Trace	
			Total	C	N	O			S
35	9	253	2025	1296	345	383	1	0	0

There are 10 discrepancies between the modelled and reference sequences:

Chain	Residue	Modelled	Actual	Comment	Reference
9	?	-	SER	deletion	UNP Q97Z79
9	?	-	LYS	deletion	UNP Q97Z79
9	?	-	TRP	deletion	UNP Q97Z79
9	?	-	VAL	deletion	UNP Q97Z79
9	?	-	LYS	deletion	UNP Q97Z79
9	?	-	LYS	deletion	UNP Q97Z79
9	?	-	HIS	deletion	UNP Q97Z79
9	?	-	ALA	deletion	UNP Q97Z79
9	?	-	GLU	deletion	UNP Q97Z79
9	?	-	GLU	deletion	UNP Q97Z79

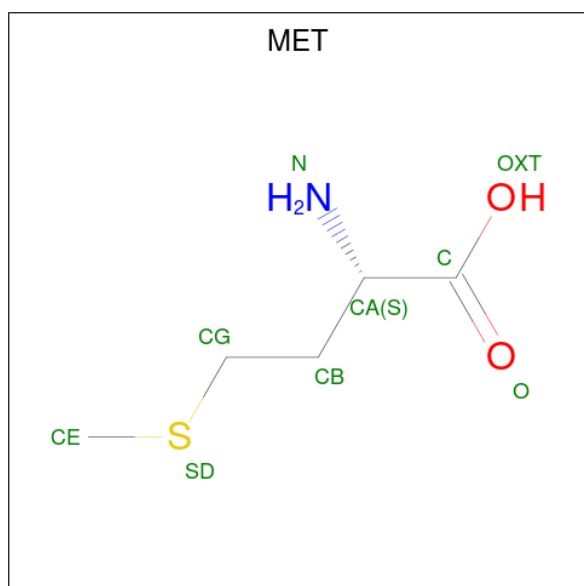
- Molecule 36 is MAGNESIUM ION (three-letter code: MG) (formula: Mg).

Mol	Chain	Residues	Atoms		AltConf
36	2	31	Total	Mg	0
			31	31	
36	5	1	Total	Mg	0
			1	1	
36	4	1	Total	Mg	0
			1	1	
36	7	1	Total	Mg	0
			1	1	

- Molecule 37 is ZINC ION (three-letter code: ZN) (formula: Zn).

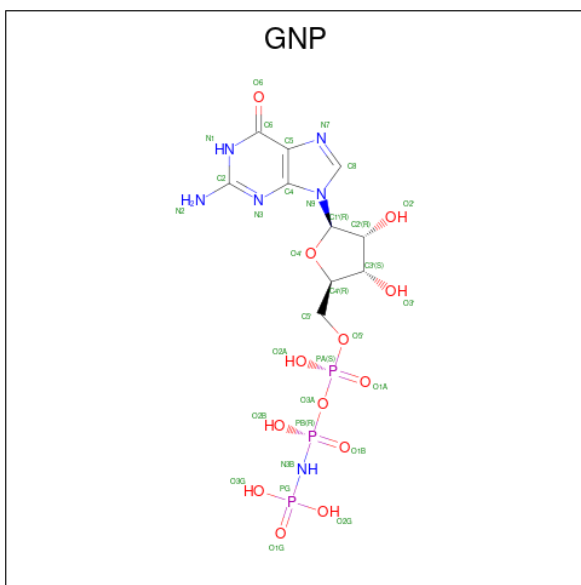
Mol	Chain	Residues	Atoms		AltConf
37	C	2	Total	Zn	0
			2	2	
37	F	1	Total	Zn	0
			1	1	
37	P	1	Total	Zn	0
			1	1	
37	R	1	Total	Zn	0
			1	1	
37	W	1	Total	Zn	0
			1	1	

- Molecule 38 is METHIONINE (three-letter code: MET) (formula:  $C_5H_{11}NO_2S$ ).



Mol	Chain	Residues	Atoms					AltConf
			Total	C	N	O	S	
38	7	1	8	5	1	1	1	0

- Molecule 39 is PHOSPHOAMINOPHOSPHONIC ACID-GUANYLATE ESTER (three-letter code: GNP) (formula:  $C_{10}H_{17}N_6O_{13}P_3$ ).



Mol	Chain	Residues	Atoms					AltConf
			Total	C	N	O	P	
39	7	1	32	10	6	13	3	0

- Molecule 40 is water.

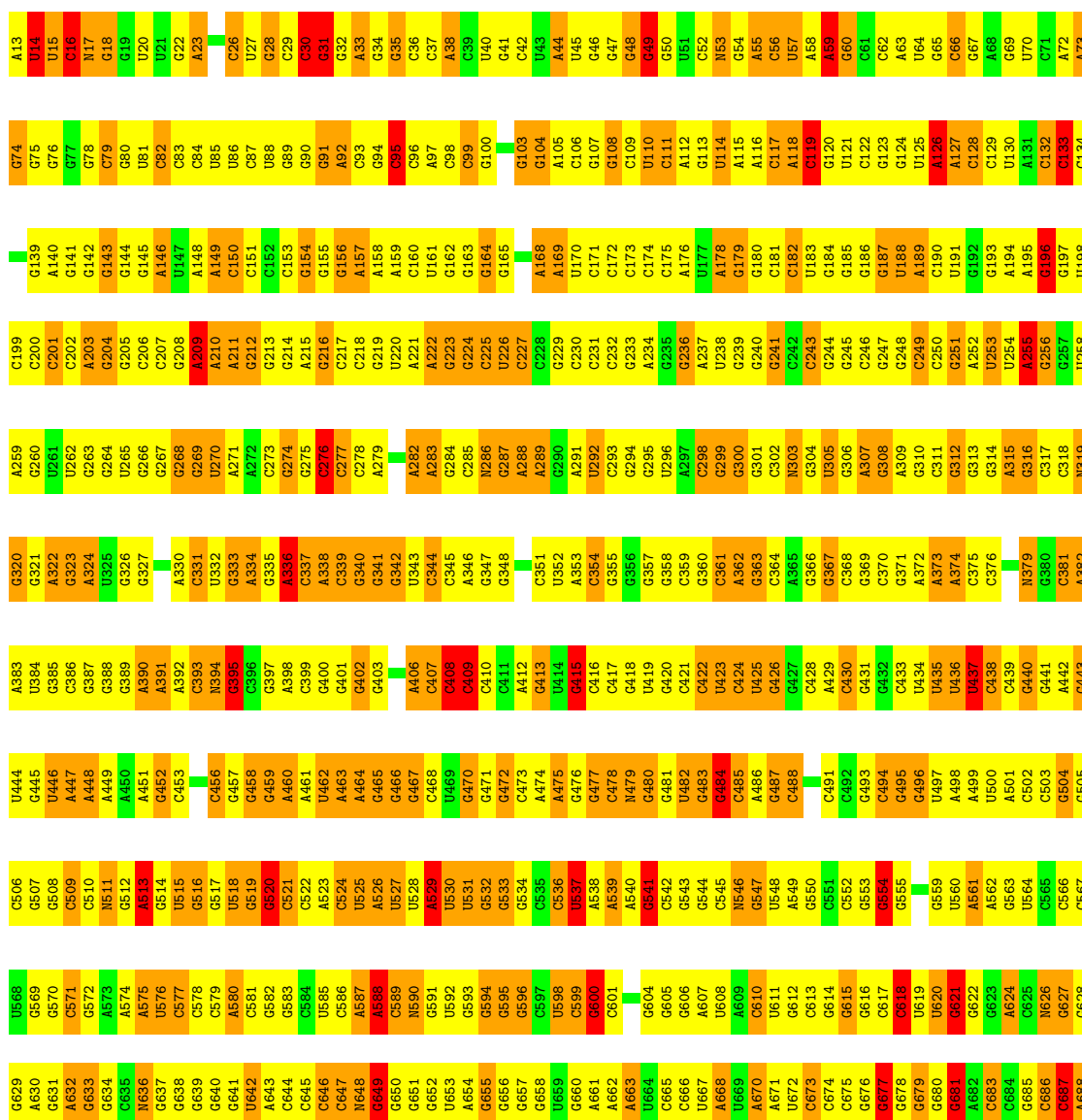
Mol	Chain	Residues	Atoms		AltConf
40	2	40	Total	O	0
			40	40	
40	K	1	Total	O	0
			1	1	
40	Q	1	Total	O	0
			1	1	

### 3 Residue-property plots

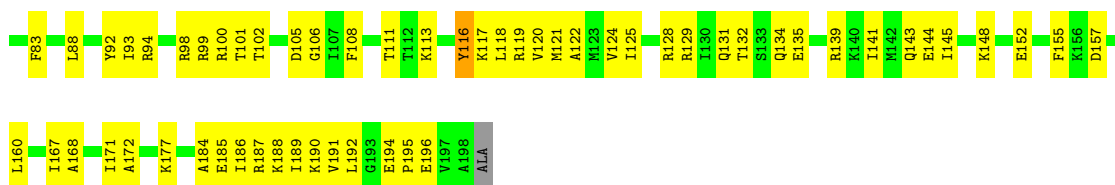
These plots are drawn for all protein, RNA, DNA and oligosaccharide chains in the entry. The first graphic for a chain summarises the proportions of the various outlier classes displayed in the second graphic. The second graphic shows the sequence view annotated by issues in geometry and atom inclusion in map density. Residues are color-coded according to the number of geometric quality criteria for which they contain at least one outlier: green = 0, yellow = 1, orange = 2 and red = 3 or more. A red diamond above a residue indicates a poor fit to the EM map for this residue (all-atom inclusion < 40%). Stretches of 2 or more consecutive residues without any outlier are shown as a green connector. Residues present in the sample, but not in the model, are shown in grey.

- Molecule 1: 16S ribosomal RNA

Chain 2: 

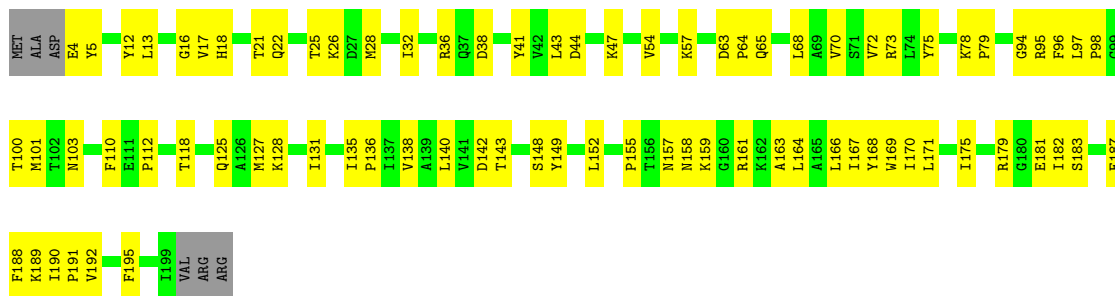






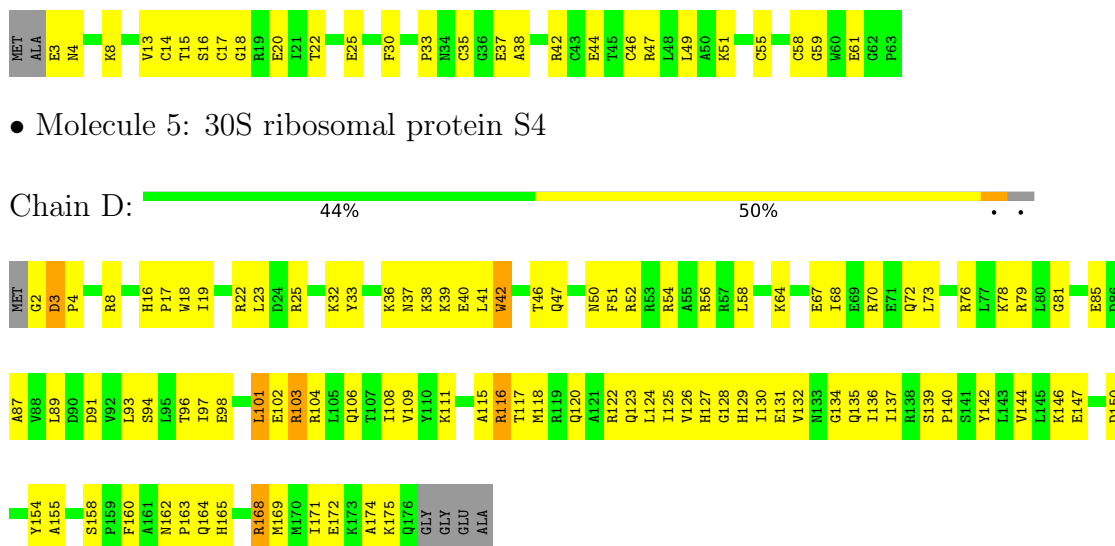
- Molecule 3: 30S ribosomal protein S2

Chain B: 57% 40%



- Molecule 4: Zn-ribbon RNA-binding protein involved in translation

Chain C: 54% 43%



- Molecule 5: 30S ribosomal protein S4

Chain D: 44% 50%




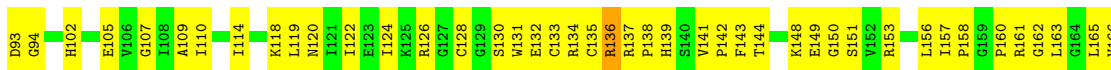
- Molecule 6: 30S ribosomal protein S4e

Chain E: 60% 40%



- Molecule 7: 30S ribosomal protein S5

Chain F: 53% 43% ..



- Molecule 8: 30S ribosomal protein S6e

Chain G: 51% 47% ..




- Molecule 9: 30S ribosomal protein S7

Chain H: 58% 39% ..



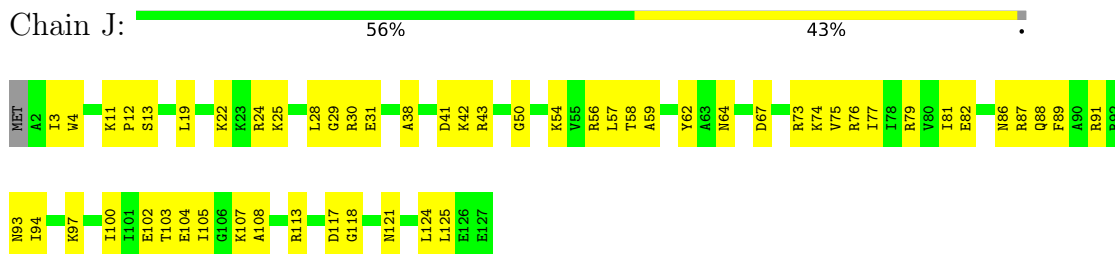
- Molecule 10: 30S ribosomal protein S8

Chain I: 55% 43% ..

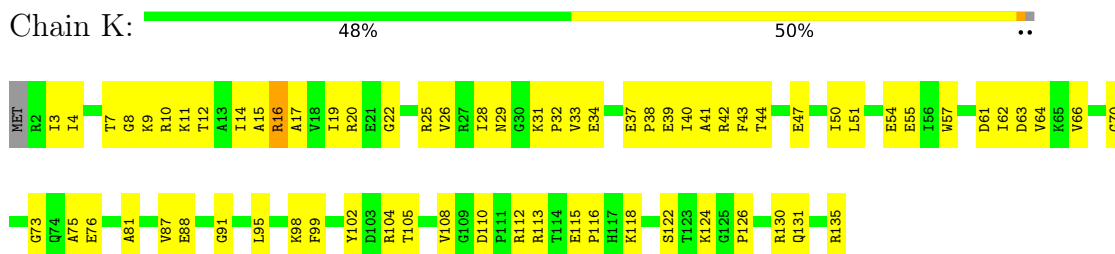




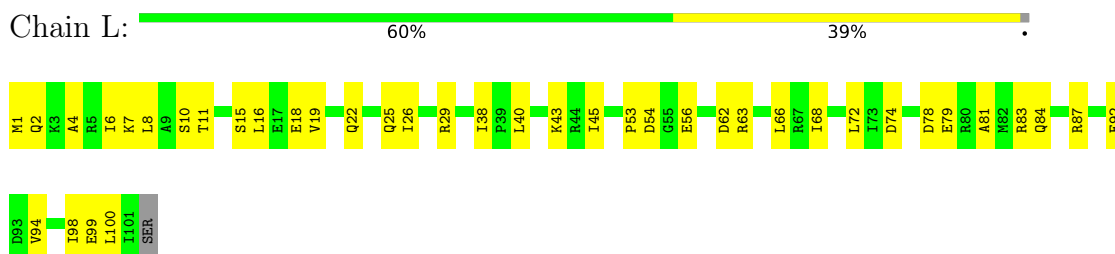
• Molecule 11: 30S ribosomal protein S8e



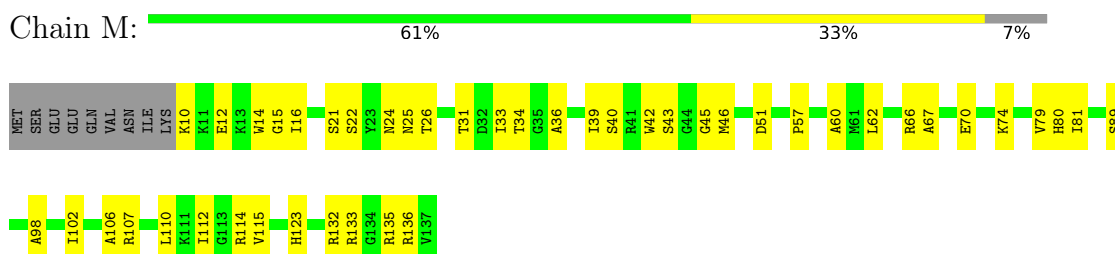
• Molecule 12: 30S ribosomal protein S9



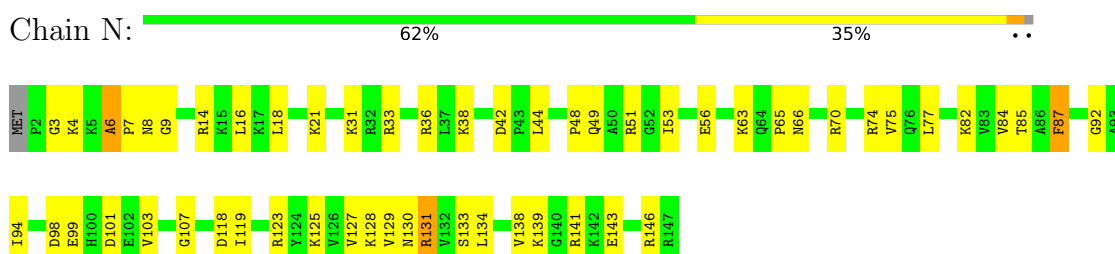
• Molecule 13: 30S ribosomal protein S10



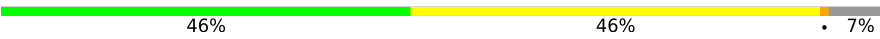
• Molecule 14: 30S ribosomal protein S11

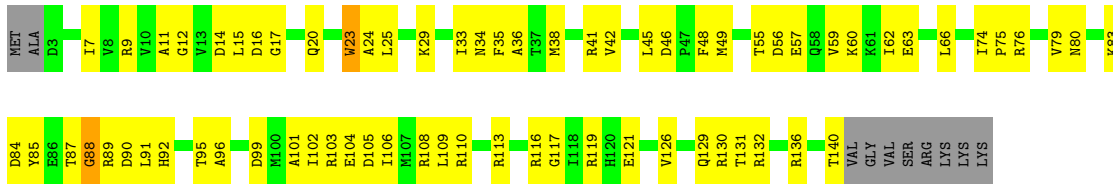


• Molecule 15: 30S ribosomal protein S12



- Molecule 16: 30S ribosomal protein S13

Chain O:  46% 46% 7%



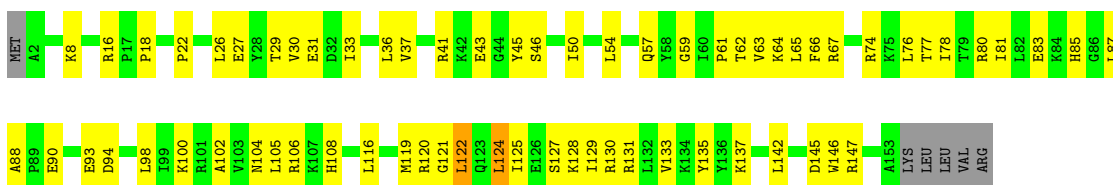
- Molecule 17: 30S ribosomal protein S14 type Z

Chain P:  43% 55%



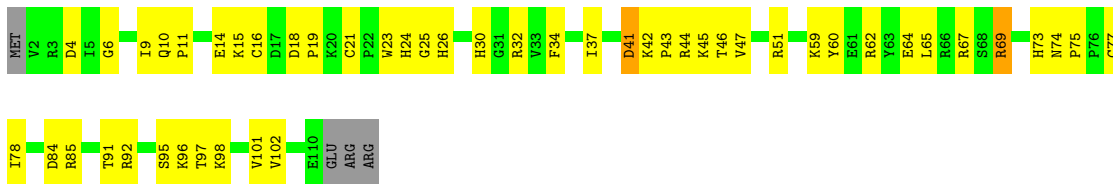
- Molecule 18: 30S ribosomal protein S15

Chain Q:  54% 41%



- Molecule 19: 30S ribosomal protein S17

Chain R:  53% 42%



- Molecule 20: 30S ribosomal protein S17e

Chain S:  55% 43%



- Molecule 21: 30S ribosomal protein S19


Chain T:  41% 54% 5%



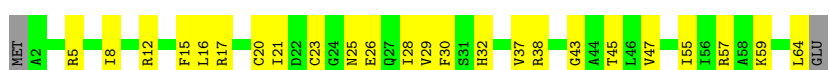
• Molecule 22: 30S ribosomal protein S19e



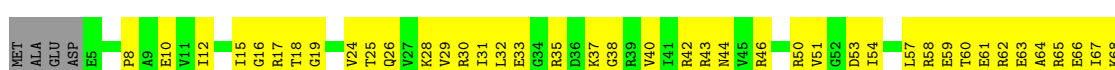
• Molecule 23: 30S ribosomal protein S24e



• Molecule 24: 30S ribosomal protein S27e



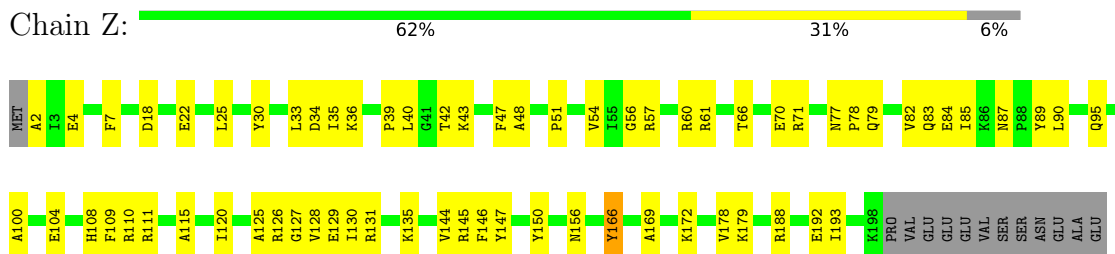
• Molecule 25: 30S ribosomal protein S28e




• Molecule 26: 30S ribosomal protein S27ae



- Molecule 27: 30S ribosomal protein S3



- Molecule 28: 50S ribosomal protein L41e



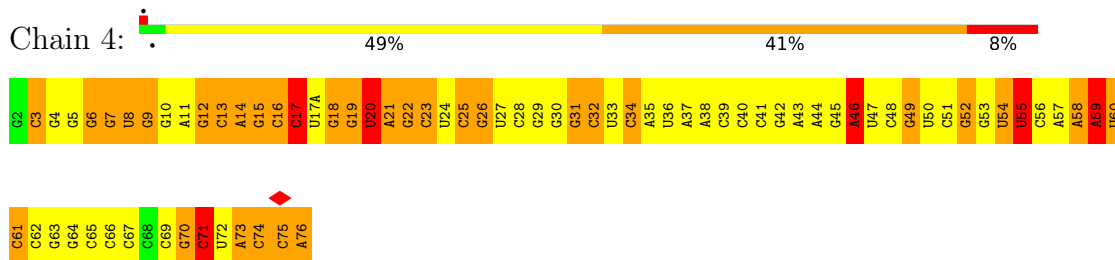
- Molecule 29: 50S ribosomal protein L7Ae



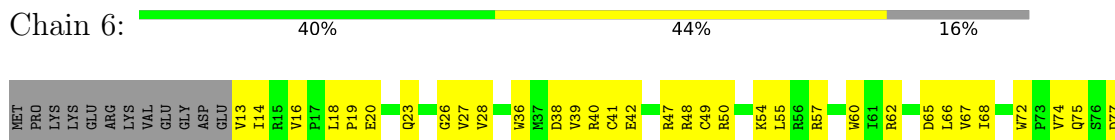
- Molecule 30: mRNA



- Molecule 31: initiator Met-tRNA fMet from E. coli (A1U72 variant)

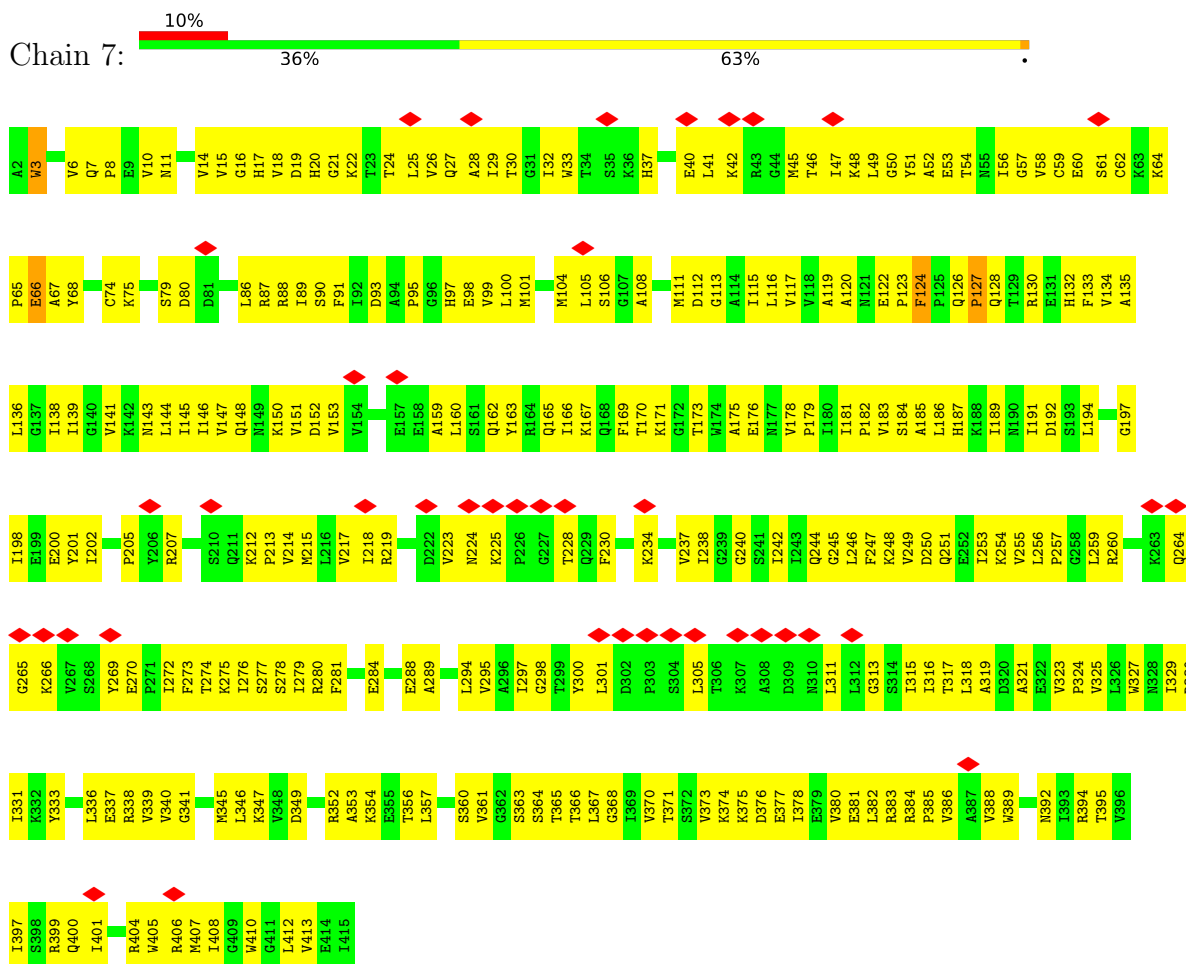


- Molecule 32: Translation initiation factor 1A

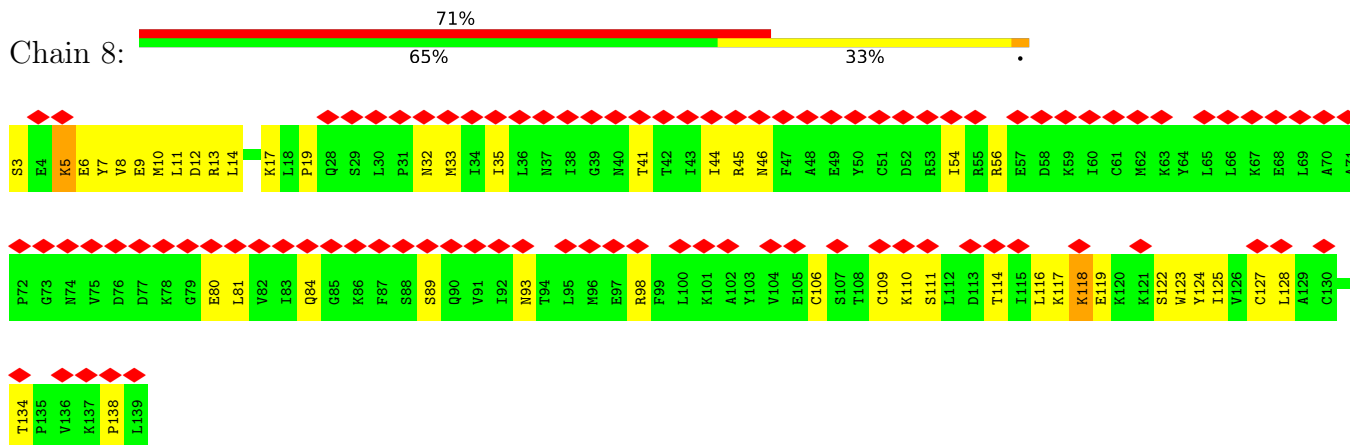




• Molecule 33: Translation initiation factor 2 subunit gamma

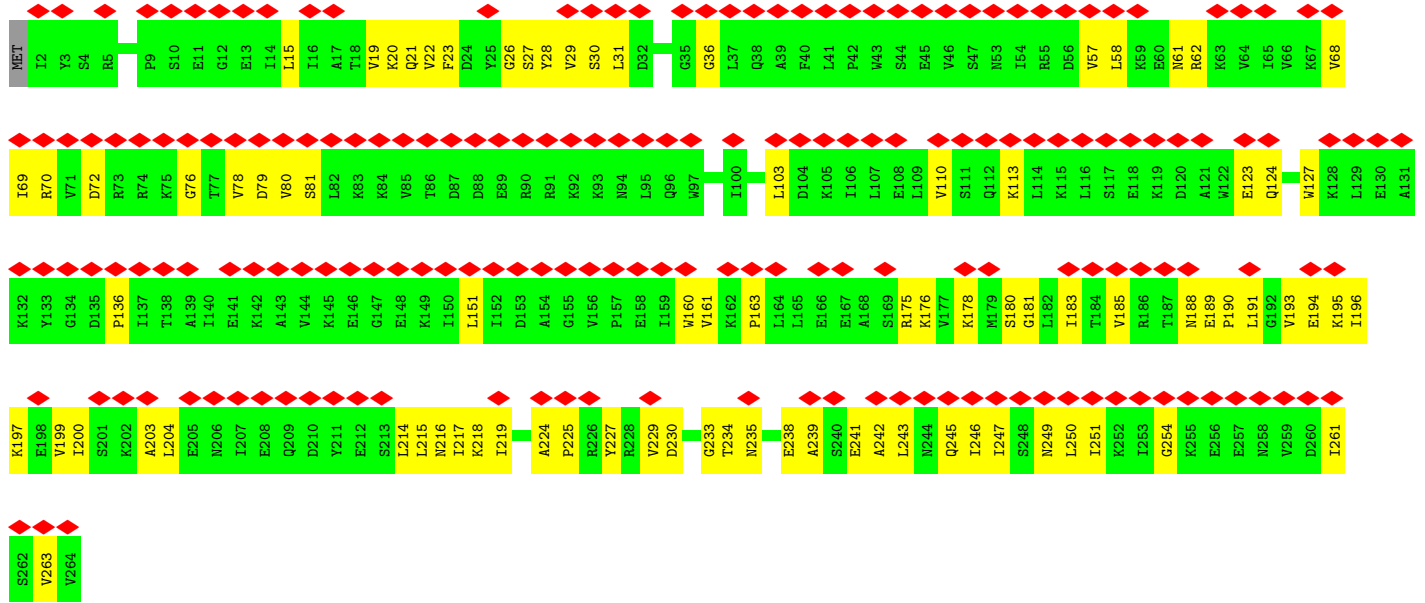


• Molecule 34: Translation initiation factor 2 subunit beta



• Molecule 35: Translation initiation factor 2 subunit alpha





## 4 Experimental information

Property	Value	Source
EM reconstruction method	SINGLE PARTICLE	Depositor
Imposed symmetry	POINT, Not provided	
Number of particles used	34000	Depositor
Resolution determination method	FSC 0.143 CUT-OFF	Depositor
CTF correction method	PHASE FLIPPING AND AMPLITUDE CORRECTION	Depositor
Microscope	FEI TITAN KRIOS	Depositor
Voltage (kV)	300	Depositor
Electron dose ( $e^-/\text{\AA}^2$ )	2	Depositor
Minimum defocus (nm)	Not provided	
Maximum defocus (nm)	Not provided	
Magnification	Not provided	
Image detector	GATAN K2 SUMMIT (4k x 4k)	Depositor
Maximum map value	0.044	Depositor
Minimum map value	-0.007	Depositor
Average map value	0.000	Depositor
Map value standard deviation	0.003	Depositor
Recommended contour level	0.004	Depositor
Map size (Å)	379.32, 379.32, 379.32	wwPDB
Map dimensions	348, 348, 348	wwPDB
Map angles (°)	90.0, 90.0, 90.0	wwPDB
Pixel spacing (Å)	1.09, 1.09, 1.09	Depositor

## 5 Model quality

### 5.1 Standard geometry

Bond lengths and bond angles in the following residue types are not validated in this section: LHH, 5MU, H2U, GNP, 4SU, PSU, MA6, A2M, ZN, 6MZ, UR3, MG, OMC, 4AC, B8H, 5HM, 5MC

The Z score for a bond length (or angle) is the number of standard deviations the observed value is removed from the expected value. A bond length (or angle) with  $|Z| > 5$  is considered an outlier worth inspection. RMSZ is the root-mean-square of all Z scores of the bond lengths (or angles).

Mol	Chain	Bond lengths		Bond angles	
		RMSZ	# Z  >5	RMSZ	# Z  >5
1	2	1.32	33/35019 (0.1%)	1.41	329/54586 (0.6%)
2	A	0.61	0/1559	0.63	0/2090
3	B	0.56	0/1602	0.61	0/2165
4	C	0.57	0/496	0.60	0/673
5	D	0.63	1/1494 (0.1%)	0.64	1/2003 (0.0%)
6	E	0.62	0/2032	0.64	0/2742
7	F	0.67	0/1838	0.65	0/2478
8	G	0.46	0/993	0.56	0/1329
9	H	0.52	1/1757 (0.1%)	0.61	1/2359 (0.0%)
10	I	0.69	0/1055	0.72	0/1415
11	J	0.51	0/1005	0.65	0/1339
12	K	0.52	0/1081	0.61	0/1449
13	L	0.45	0/825	0.56	0/1107
14	M	0.51	0/982	0.61	0/1322
15	N	0.62	0/1165	0.67	1/1547 (0.1%)
16	O	0.52	1/1135 (0.1%)	0.60	0/1526
17	P	0.55	0/465	0.58	0/613
18	Q	0.54	0/1290	0.61	1/1734 (0.1%)
19	R	0.68	1/923 (0.1%)	0.64	0/1247
20	S	0.51	0/565	0.56	0/747
21	T	0.50	0/1037	0.63	0/1385
22	U	0.55	0/1253	0.60	0/1689
23	V	0.58	0/808	0.61	0/1086
24	W	0.45	0/488	0.60	0/659
25	X	0.49	0/538	0.62	0/719
26	Y	0.40	0/420	0.63	0/559
27	Z	0.50	0/1572	0.62	0/2110
28	0	0.62	0/349	0.65	0/451
29	3	0.37	0/953	0.59	0/1284
30	5	1.02	0/481	1.29	3/748 (0.4%)
31	4	0.90	1/1699 (0.1%)	1.29	15/2648 (0.6%)



Mol	Chain	Bond lengths		Bond angles	
		RMSZ	# Z  >5	RMSZ	# Z  >5
32	6	0.43	0/793	0.68	0/1072
33	7	0.37	0/3272	0.62	1/4430 (0.0%)
34	8	0.26	0/1045	0.48	0/1400
35	9	0.26	0/2050	0.44	0/2760
All	All	1.00	38/74039 (0.1%)	1.11	352/107471 (0.3%)

Chiral center outliers are detected by calculating the chiral volume of a chiral center and verifying if the center is modelled as a planar moiety or with the opposite hand. A planarity outlier is detected by checking planarity of atoms in a peptide group, atoms in a mainchain group or atoms of a sidechain that are expected to be planar.

Mol	Chain	#Chirality outliers	#Planarity outliers
7	F	0	1
18	Q	0	1
All	All	0	2

All (38) bond length outliers are listed below:

Mol	Chain	Res	Type	Atoms	Z	Observed(Å)	Ideal(Å)
1	2	1453	G	C8-N7	-8.66	1.25	1.30
19	R	41	ASP	CA-CB	-8.15	1.36	1.53
1	2	955	A	N9-C4	-7.73	1.33	1.37
1	2	795	A	N9-C4	-7.69	1.33	1.37
1	2	126	A	N9-C4	-7.46	1.33	1.37
1	2	1476	A	N9-C4	-6.20	1.34	1.37
9	H	194	LYS	C-N	-6.04	1.20	1.34
1	2	209	A	N9-C4	-5.91	1.34	1.37
1	2	59	A	N9-C4	-5.80	1.34	1.37
1	2	1131	A	N9-C4	-5.76	1.34	1.37
1	2	781	A	N9-C4	-5.72	1.34	1.37
5	D	42	TRP	CB-CG	-5.71	1.40	1.50
1	2	1470	C	N1-C6	-5.66	1.33	1.37
1	2	289	A	N9-C4	-5.65	1.34	1.37
1	2	796	G	C5-C6	-5.65	1.36	1.42
1	2	1203	G	N7-C5	-5.63	1.35	1.39
1	2	1476	A	N3-C4	-5.63	1.31	1.34
1	2	38	A	N7-C5	-5.62	1.35	1.39
1	2	773	C	N1-C6	-5.60	1.33	1.37
1	2	1495	G	N1-C2	-5.59	1.33	1.37
1	2	1337	A	N9-C4	-5.54	1.34	1.37
1	2	1032	A	N7-C5	-5.52	1.35	1.39
1	2	513	A	N9-C4	-5.52	1.34	1.37

*Continued on next page...*

Continued from previous page...

Mol	Chain	Res	Type	Atoms	Z	Observed(Å)	Ideal(Å)
1	2	241	G	C5-C4	-5.51	1.34	1.38
1	2	529	A	N7-C5	-5.48	1.35	1.39
1	2	529	A	N3-C4	-5.40	1.31	1.34
31	4	46	A	N9-C4	-5.29	1.34	1.37
1	2	541	G	C5-C4	-5.28	1.34	1.38
16	O	23	TRP	CB-CG	-5.25	1.40	1.50
1	2	1116	A	N9-C4	-5.24	1.34	1.37
1	2	49	G	N9-C4	-5.18	1.33	1.38
1	2	1483	G	C5-C4	-5.13	1.34	1.38
1	2	1495	G	C5-C4	-5.08	1.34	1.38
1	2	1349	A	N3-C4	-5.06	1.31	1.34
1	2	796	G	N7-C5	-5.06	1.36	1.39
1	2	1313	A	N7-C5	-5.06	1.36	1.39
1	2	901	A	N9-C4	-5.02	1.34	1.37
1	2	336	A	N3-C4	-5.01	1.31	1.34

All (352) bond angle outliers are listed below:

Mol	Chain	Res	Type	Atoms	Z	Observed(°)	Ideal(°)
1	2	825	U	N3-C2-O2	-9.45	115.58	122.20
1	2	26	C	C6-N1-C2	-9.44	116.52	120.30
1	2	1383	C	C2-N1-C1'	9.44	129.18	118.80
1	2	494	C	N3-C2-O2	-9.26	115.42	121.90
1	2	683	C	N3-C4-N4	8.90	124.23	118.00
1	2	494	C	N1-C2-O2	8.78	124.17	118.90
1	2	129	C	N3-C2-O2	-8.67	115.83	121.90
1	2	683	C	C5-C4-N4	-8.54	114.22	120.20
1	2	1383	C	N1-C2-O2	8.20	123.82	118.90
1	2	1077	C	C2-N1-C1'	8.15	127.77	118.80
1	2	618	C	N3-C2-O2	-7.92	116.36	121.90
1	2	1048	C	C6-N1-C2	-7.65	117.24	120.30
1	2	484	G	N3-C4-C5	-7.62	124.79	128.60
1	2	1191	C	N3-C2-O2	-7.52	116.64	121.90
31	4	56	C	C2-N1-C1'	7.49	127.04	118.80
1	2	796	G	C6-C5-N7	-7.46	125.93	130.40
1	2	577	C	C2-N1-C1'	7.38	126.92	118.80
1	2	1480	G	C4-N9-C1'	7.37	136.08	126.50
1	2	1383	C	C6-N1-C1'	-7.35	111.98	120.80
1	2	129	C	C6-N1-C2	-7.32	117.37	120.30
1	2	576	U	N3-C2-O2	-7.32	117.08	122.20
1	2	362	A	C8-N9-C4	-7.32	102.87	105.80
1	2	894	G	C6-C5-N7	-7.31	126.02	130.40

Continued on next page...

*Continued from previous page...*

Mol	Chain	Res	Type	Atoms	Z	Observed(°)	Ideal(°)
1	2	1094	C	C2-N1-C1'	-7.29	110.78	118.80
1	2	1340	G	C4-N9-C1'	7.28	135.96	126.50
1	2	1357	C	C6-N1-C2	-7.21	117.42	120.30
1	2	1480	G	C8-N9-C1'	-7.20	117.64	127.00
1	2	1366	G	C8-N9-C1'	-7.20	117.64	127.00
1	2	1346	C	C6-N1-C2	-7.15	117.44	120.30
1	2	484	G	N3-C4-N9	7.12	130.27	126.00
31	4	71	C	N3-C4-C5	7.06	124.72	121.90
1	2	834	G	C4-C5-N7	7.05	113.62	110.80
31	4	56	C	N1-C2-O2	7.04	123.12	118.90
1	2	484	G	C4-N9-C1'	6.96	135.55	126.50
1	2	1117	G	N3-C4-N9	-6.96	121.83	126.00
1	2	610	C	C2-N1-C1'	6.92	126.41	118.80
1	2	887	G	C4-N9-C1'	6.92	135.50	126.50
1	2	1484	G	N9-C4-C5	-6.90	102.64	105.40
1	2	610	C	C6-N1-C2	-6.86	117.56	120.30
31	4	17	C	C2-N1-C1'	6.86	126.34	118.80
1	2	1340	G	C8-N9-C1'	-6.82	118.14	127.00
1	2	796	G	C4-C5-N7	6.82	113.53	110.80
1	2	1489	C	N3-C2-O2	-6.77	117.16	121.90
1	2	1094	C	C6-N1-C1'	6.73	128.87	120.80
1	2	932	U	C2-N1-C1'	6.69	125.73	117.70
1	2	747	G	C4-N9-C1'	6.69	135.19	126.50
1	2	1060	U	N3-C2-O2	-6.68	117.52	122.20
1	2	1366	G	C6-C5-N7	-6.67	126.40	130.40
1	2	1318	C	N3-C2-O2	-6.67	117.23	121.90
1	2	1480	G	C6-C5-N7	-6.67	126.40	130.40
1	2	829	G	C2-N3-C4	-6.66	108.57	111.90
1	2	1366	G	C4-N9-C1'	6.66	135.15	126.50
1	2	834	G	C6-C5-N7	-6.65	126.41	130.40
1	2	415	G	C4-N9-C1'	6.64	135.14	126.50
1	2	1443	G	C6-C5-N7	6.64	134.39	130.40
1	2	752	G	C4-C5-N7	6.62	113.45	110.80
1	2	588	A	O5'-P-OP2	-6.58	99.77	105.70
1	2	1077	C	C6-N1-C1'	-6.58	112.90	120.80
1	2	838	C	C2-N1-C1'	6.56	126.01	118.80
1	2	114	U	N3-C2-O2	-6.54	117.62	122.20
18	Q	122	LEU	CA-CB-CG	-6.53	100.27	115.30
1	2	615	G	N3-C4-N9	6.53	129.92	126.00
1	2	1171	G	C4-N9-C1'	6.50	134.96	126.50
1	2	16	C	C6-N1-C2	6.50	122.90	120.30
1	2	1048	C	C2-N1-C1'	6.50	125.95	118.80

*Continued on next page...*

*Continued from previous page...*

Mol	Chain	Res	Type	Atoms	Z	Observed(°)	Ideal(°)
1	2	618	C	N1-C2-O2	6.49	122.80	118.90
1	2	439	C	C2-N1-C1'	6.49	125.94	118.80
1	2	747	G	C8-N9-C1'	-6.46	118.60	127.00
1	2	66	C	N3-C4-C5	6.45	124.48	121.90
1	2	133	C	N3-C2-O2	-6.45	117.39	121.90
1	2	520	G	C6-C5-N7	-6.44	126.53	130.40
1	2	723	G	C6-C5-N7	-6.43	126.54	130.40
1	2	837	G	N9-C4-C5	-6.40	102.84	105.40
1	2	1087	C	C6-N1-C2	-6.38	117.75	120.30
1	2	824	G	C4-N9-C1'	6.35	134.75	126.50
1	2	1086	C	C2-N1-C1'	6.34	125.78	118.80
1	2	615	G	C6-C5-N7	-6.34	126.60	130.40
1	2	824	G	C8-N9-C1'	-6.33	118.77	127.00
1	2	1114	G	N3-C4-N9	6.29	129.77	126.00
1	2	747	G	C6-C5-N7	-6.29	126.63	130.40
1	2	1453	G	C8-N9-C4	-6.29	103.89	106.40
1	2	415	G	C8-N9-C1'	-6.28	118.84	127.00
1	2	415	G	C6-C5-N7	-6.27	126.64	130.40
1	2	832	G	C6-C5-N7	-6.26	126.65	130.40
1	2	819	G	C4-C5-N7	6.25	113.30	110.80
1	2	212	G	C4-N9-C1'	6.24	134.61	126.50
1	2	1060	U	C6-N1-C2	-6.24	117.26	121.00
1	2	1318	C	N1-C2-O2	6.24	122.64	118.90
1	2	1443	G	C4-N9-C1'	-6.24	118.39	126.50
1	2	1473	G	N3-C4-N9	6.21	129.72	126.00
1	2	114	U	C2-N1-C1'	6.17	125.10	117.70
1	2	1117	G	N3-C4-C5	6.16	131.68	128.60
1	2	526	A	O4'-C1'-N9	-6.15	103.28	108.20
1	2	955	A	C2-N3-C4	-6.14	107.53	110.60
1	2	520	G	C4-C5-N7	6.13	113.25	110.80
1	2	1508	C	N1-C2-O2	6.13	122.58	118.90
1	2	243	C	N3-C2-O2	-6.12	117.61	121.90
1	2	615	G	C4-N9-C1'	6.12	134.45	126.50
1	2	1493	C	N3-C2-O2	-6.08	117.64	121.90
1	2	693	C	C6-N1-C2	6.07	122.73	120.30
1	2	437	U	N3-C2-O2	-6.06	117.96	122.20
1	2	1114	G	N9-C4-C5	-6.05	102.98	105.40
1	2	298	C	C2-N1-C1'	6.05	125.45	118.80
1	2	28	G	C6-C5-N7	-6.04	126.78	130.40
1	2	1330	C	C2-N1-C1'	6.04	125.44	118.80
1	2	576	U	N1-C2-O2	6.03	127.02	122.80
1	2	364	C	N3-C2-O2	-6.02	117.69	121.90

*Continued on next page...*

*Continued from previous page...*

Mol	Chain	Res	Type	Atoms	Z	Observed(°)	Ideal(°)
1	2	1114	G	C6-C5-N7	-6.01	126.79	130.40
1	2	1480	G	N3-C4-N9	6.01	129.61	126.00
1	2	14	U	C5-C6-N1	-6.00	119.70	122.70
1	2	1383	C	N3-C2-O2	-6.00	117.70	121.90
1	2	1109	G	C6-C5-N7	-5.99	126.81	130.40
1	2	1114	G	C4-C5-N7	5.98	113.19	110.80
1	2	312	G	C6-C5-N7	-5.97	126.81	130.40
1	2	749	A	C8-N9-C4	-5.97	103.41	105.80
1	2	767	G	C6-C5-N7	-5.96	126.82	130.40
1	2	677	G	N3-C2-N2	5.96	124.07	119.90
1	2	1418	C	C5-C6-N1	5.95	123.97	121.00
1	2	439	C	N1-C2-O2	5.94	122.47	118.90
1	2	735	G	C8-N9-C4	-5.93	104.03	106.40
1	2	894	G	C4-N9-C1'	5.92	134.20	126.50
1	2	31	G	C6-C5-N7	-5.91	126.86	130.40
1	2	488	C	N3-C4-N4	-5.91	113.87	118.00
1	2	992	U	C2-N1-C1'	5.91	124.79	117.70
1	2	687	C	N3-C4-C5	5.90	124.26	121.90
1	2	615	G	C8-N9-C1'	-5.90	119.33	127.00
1	2	819	G	C6-C5-N7	-5.90	126.86	130.40
1	2	699	C	C6-N1-C2	-5.90	117.94	120.30
1	2	683	C	C2-N1-C1'	5.89	125.28	118.80
1	2	894	G	N3-C4-N9	5.87	129.52	126.00
1	2	1484	G	C8-N9-C4	5.87	108.75	106.40
31	4	19	G	N3-C4-N9	5.85	129.51	126.00
1	2	484	G	C6-C5-N7	-5.84	126.89	130.40
1	2	894	G	C4-C5-C6	5.84	122.31	118.80
1	2	887	G	C8-N9-C1'	-5.84	119.41	127.00
1	2	577	C	C6-N1-C1'	-5.83	113.80	120.80
1	2	1489	C	N1-C2-O2	5.83	122.40	118.90
1	2	1357	C	N3-C2-O2	-5.83	117.82	121.90
1	2	1199	A	C4-N9-C1'	5.82	136.77	126.30
1	2	1369	C	N3-C2-O2	-5.82	117.83	121.90
1	2	1203	G	C6-C5-N7	-5.81	126.91	130.40
1	2	766	G	N3-C4-N9	5.81	129.48	126.00
1	2	1489	C	N3-C4-C5	5.81	124.22	121.90
1	2	872	A	C8-N9-C4	-5.80	103.48	105.80
1	2	1139	C	C6-N1-C1'	-5.80	113.84	120.80
15	N	143	GLU	C-N-CA	-5.80	107.21	121.70
1	2	488	C	N3-C4-C5	5.79	124.22	121.90
1	2	914	G	N1-C6-O6	-5.75	116.45	119.90
1	2	554	G	N1-C6-O6	-5.75	116.45	119.90

*Continued on next page...*

*Continued from previous page...*

Mol	Chain	Res	Type	Atoms	Z	Observed(°)	Ideal(°)
33	7	41	LEU	CA-CB-CG	5.75	128.52	115.30
1	2	1191	C	N1-C2-O2	5.74	122.34	118.90
1	2	1490	C	C2-N1-C1'	5.74	125.11	118.80
1	2	693	C	N3-C4-C5	5.74	124.19	121.90
1	2	894	G	N3-C4-C5	-5.74	125.73	128.60
1	2	1447	C	C2-N1-C1'	5.73	125.11	118.80
1	2	276	C	C6-N1-C1'	-5.73	113.93	120.80
1	2	1104	C	C6-N1-C2	5.73	122.59	120.30
1	2	1493	C	C6-N1-C2	-5.72	118.01	120.30
1	2	1366	G	N3-C4-N9	5.72	129.43	126.00
1	2	300	G	C6-C5-N7	-5.71	126.97	130.40
1	2	1109	G	C4-N9-C1'	5.70	133.91	126.50
1	2	415	G	N3-C4-N9	5.70	129.42	126.00
1	2	730	C	C2-N1-C1'	5.70	125.07	118.80
1	2	484	G	C8-N9-C1'	-5.69	119.60	127.00
1	2	18	G	C6-C5-N7	-5.69	126.98	130.40
1	2	1203	G	C4-N9-C1'	5.69	133.90	126.50
1	2	413	G	N3-C4-N9	5.68	129.41	126.00
1	2	824	G	N3-C4-N9	5.67	129.41	126.00
1	2	196	G	N3-C4-N9	5.67	129.40	126.00
31	4	17	C	C6-N1-C1'	-5.67	114.00	120.80
1	2	833	G	C6-C5-N7	-5.66	127.00	130.40
1	2	1453	G	N7-C8-N9	5.66	115.93	113.10
1	2	600	G	C6-C5-N7	-5.66	127.00	130.40
1	2	837	G	C4-C5-N7	5.65	113.06	110.80
31	4	61	C	N1-C2-O2	5.64	122.29	118.90
1	2	888	G	C4-C5-N7	5.64	113.06	110.80
1	2	914	G	N3-C4-C5	-5.64	125.78	128.60
1	2	1382	A	N9-C1'-C2'	-5.64	105.80	112.00
1	2	1063	G	N9-C4-C5	-5.62	103.15	105.40
1	2	26	C	C2-N1-C1'	5.62	124.98	118.80
1	2	1493	C	N1-C2-O2	5.62	122.27	118.90
1	2	1357	C	C2-N1-C1'	5.62	124.98	118.80
1	2	529	A	N1-C2-N3	5.60	132.10	129.30
1	2	316	G	C4-N9-C1'	5.60	133.78	126.50
1	2	236	G	N9-C4-C5	5.59	107.64	105.40
1	2	520	G	C4-N9-C1'	5.59	133.76	126.50
1	2	1167	G	C6-C5-N7	-5.58	127.05	130.40
1	2	1484	G	C4-C5-N7	5.58	113.03	110.80
1	2	888	G	N3-C4-N9	5.58	129.35	126.00
1	2	49	G	N3-C4-C5	5.57	131.38	128.60
1	2	236	G	N1-C6-O6	-5.57	116.56	119.90

*Continued on next page...*

*Continued from previous page...*

Mol	Chain	Res	Type	Atoms	Z	Observed(°)	Ideal(°)
1	2	537	U	C2-N1-C1'	5.56	124.38	117.70
1	2	212	G	C8-N9-C4	-5.56	104.18	106.40
1	2	819	G	C4-N9-C1'	5.56	133.72	126.50
1	2	564	U	C2-N1-C1'	5.55	124.36	117.70
5	D	101	LEU	CA-CB-CG	-5.54	102.55	115.30
1	2	894	G	N1-C2-N2	-5.54	111.22	116.20
1	2	932	U	C5-C6-N1	5.53	125.46	122.70
1	2	1139	C	N1-C2-O2	5.53	122.22	118.90
1	2	838	C	C6-N1-C1'	-5.52	114.18	120.80
31	4	56	C	C5-C6-N1	5.52	123.76	121.00
1	2	723	G	C8-N9-C1'	-5.51	119.84	127.00
1	2	114	U	N1-C2-O2	5.50	126.65	122.80
1	2	1285	G	N3-C4-C5	5.50	131.35	128.60
1	2	749	A	N7-C8-N9	5.50	116.55	113.80
1	2	788	G	C4-N9-C1'	5.50	133.65	126.50
1	2	467	G	N9-C4-C5	5.49	107.60	105.40
1	2	799	G	C6-N1-C2	-5.49	121.81	125.10
1	2	852	G	C6-C5-N7	-5.48	127.11	130.40
1	2	1205	G	C8-N9-C4	-5.48	104.21	106.40
1	2	236	G	C8-N9-C4	-5.48	104.21	106.40
1	2	673	C	C2-N1-C1'	5.48	124.82	118.80
1	2	649	G	C4-C5-N7	5.47	112.99	110.80
1	2	484	G	C4-C5-C6	5.47	122.08	118.80
1	2	853	C	C6-N1-C1'	-5.45	114.26	120.80
1	2	824	G	N3-C4-C5	-5.45	125.88	128.60
1	2	1099	C	N1-C2-O2	5.45	122.17	118.90
1	2	422	C	N1-C2-O2	5.45	122.17	118.90
1	2	26	C	C5-C6-N1	5.43	123.72	121.00
1	2	627	G	C8-N9-C1'	-5.43	119.94	127.00
1	2	312	G	C4-C5-N7	5.41	112.97	110.80
1	2	627	G	C4-N9-C1'	5.41	133.54	126.50
1	2	1317	C	C6-N1-C2	-5.41	118.14	120.30
1	2	663	A	C6-C5-N7	-5.41	128.51	132.30
1	2	1484	G	N3-C4-N9	5.41	129.25	126.00
1	2	316	G	N3-C4-N9	5.41	129.24	126.00
31	4	17	C	N1-C2-O2	5.40	122.14	118.90
1	2	1180	G	C8-N9-C1'	-5.40	119.98	127.00
1	2	825	U	N1-C2-N3	5.39	118.14	114.90
1	2	18	G	N3-C4-N9	5.39	129.23	126.00
1	2	31	G	C4-C5-N7	5.39	112.95	110.80
1	2	647	C	N1-C2-O2	5.38	122.13	118.90
1	2	1473	G	N3-C4-C5	-5.38	125.91	128.60

*Continued on next page...*

*Continued from previous page...*

Mol	Chain	Res	Type	Atoms	Z	Observed(°)	Ideal(°)
1	2	663	A	N1-C6-N6	5.37	121.82	118.60
1	2	767	G	C8-N9-C4	-5.37	104.25	106.40
1	2	837	G	C6-C5-N7	-5.37	127.18	130.40
1	2	276	C	C2-N1-C1'	5.37	124.70	118.80
1	2	1400	C	N1-C2-O2	5.37	122.12	118.90
1	2	1063	G	N3-C4-N9	5.36	129.22	126.00
1	2	824	G	C6-C5-N7	-5.34	127.19	130.40
1	2	1360	C	C6-N1-C2	-5.34	118.16	120.30
1	2	1478	C	N1-C2-O2	-5.33	115.70	118.90
1	2	1480	G	N3-C4-C5	-5.33	125.93	128.60
1	2	494	C	C2-N1-C1'	5.33	124.66	118.80
1	2	923	G	C6-C5-N7	-5.33	127.20	130.40
1	2	223	G	N9-C4-C5	-5.33	103.27	105.40
1	2	48	G	C6-N1-C2	-5.33	121.91	125.10
1	2	1086	C	C6-N1-C1'	-5.32	114.41	120.80
1	2	992	U	C5-C6-N1	5.32	125.36	122.70
1	2	320	G	C4-N9-C1'	5.31	133.41	126.50
1	2	1390	C	C6-N1-C2	-5.31	118.17	120.30
1	2	339	C	C2-N1-C1'	5.31	124.64	118.80
1	2	594	G	C4-N9-C1'	-5.31	119.60	126.50
9	H	93	LEU	CA-CB-CG	5.30	127.49	115.30
1	2	723	G	C4-N9-C1'	5.30	133.39	126.50
31	4	70	G	C6-C5-N7	-5.30	127.22	130.40
1	2	1205	G	N3-C4-C5	-5.29	125.95	128.60
1	2	282	A	C8-N9-C4	5.29	107.92	105.80
1	2	298	C	C6-N1-C2	-5.29	118.19	120.30
1	2	456	C	N1-C2-O2	5.28	122.06	118.90
1	2	342	G	N3-C4-N9	5.27	129.16	126.00
1	2	320	G	C6-C5-N7	-5.27	127.24	130.40
1	2	862	U	N3-C2-O2	-5.27	118.51	122.20
1	2	182	C	N1-C2-O2	5.26	122.06	118.90
1	2	813	G	N3-C4-C5	-5.26	125.97	128.60
1	2	1470	C	C6-N1-C2	5.26	122.40	120.30
1	2	681	G	C4-C5-N7	5.25	112.90	110.80
1	2	1171	G	C8-N9-C1'	-5.25	120.17	127.00
1	2	1294	C	C6-N1-C2	-5.25	118.20	120.30
1	2	270	U	C2-N1-C1'	-5.24	111.41	117.70
1	2	1114	G	C8-N9-C1'	-5.24	120.19	127.00
1	2	952	C	C6-N1-C2	-5.24	118.20	120.30
1	2	649	G	C6-C5-N7	-5.23	127.26	130.40
1	2	663	A	N7-C8-N9	5.23	116.42	113.80
1	2	600	G	C4-N9-C1'	5.23	133.29	126.50

*Continued on next page...*



*Continued from previous page...*

Mol	Chain	Res	Type	Atoms	Z	Observed(°)	Ideal(°)
1	2	1375	G	N3-C4-N9	5.23	129.13	126.00
1	2	1324	C	C2-N1-C1'	5.21	124.53	118.80
1	2	1478	C	C6-N1-C2	-5.20	118.22	120.30
1	2	1059	G	N9-C4-C5	5.20	107.48	105.40
1	2	60	G	C6-C5-N7	-5.19	127.28	130.40
1	2	1477	G	C6-C5-N7	-5.19	127.29	130.40
1	2	255	A	C6-N1-C2	-5.18	115.49	118.60
1	2	1040	C	C2-N1-C1'	-5.18	113.10	118.80
1	2	35	G	C6-C5-N7	-5.18	127.29	130.40
1	2	95	C	N3-C2-O2	-5.18	118.28	121.90
1	2	340	G	N1-C6-O6	5.18	123.01	119.90
1	2	1443	G	C8-N9-C1'	5.18	133.73	127.00
1	2	458	G	N9-C4-C5	-5.17	103.33	105.40
1	2	1077	C	N1-C2-O2	5.17	122.00	118.90
1	2	986	U	C5-C6-N1	5.17	125.29	122.70
1	2	789	C	C2-N3-C4	-5.17	117.31	119.90
1	2	600	G	C4-C5-N7	5.17	112.87	110.80
1	2	903	C	C2-N1-C1'	5.16	124.48	118.80
30	5	816	U	N3-C2-O2	-5.16	118.58	122.20
30	5	810	G	N3-C4-N9	-5.16	122.91	126.00
1	2	621	G	C6-C5-N7	-5.15	127.31	130.40
31	4	56	C	C6-N1-C1'	-5.15	114.61	120.80
1	2	830	U	N3-C2-O2	-5.15	118.59	122.20
1	2	1183	C	C2-N1-C1'	5.14	124.46	118.80
1	2	30	C	N3-C4-C5	5.14	123.96	121.90
1	2	331	C	C6-N1-C2	-5.14	118.25	120.30
1	2	395	G	N3-C2-N2	5.13	123.50	119.90
1	2	767	G	C4-C5-N7	5.13	112.85	110.80
1	2	108	G	C4-C5-N7	5.13	112.85	110.80
1	2	1059	G	C4-C5-N7	-5.13	108.75	110.80
1	2	615	G	C4-C5-N7	5.13	112.85	110.80
1	2	1463	G	C4-N9-C1'	5.13	133.17	126.50
1	2	1199	A	C8-N9-C1'	-5.12	118.48	127.70
1	2	1199	A	C6-C5-N7	-5.12	128.72	132.30
1	2	1048	C	N3-C2-O2	-5.11	118.32	121.90
1	2	1364	U	C2-N1-C1'	5.11	123.83	117.70
31	4	34	C	C6-N1-C2	5.11	122.34	120.30
1	2	663	A	C5-N7-C8	-5.10	101.35	103.90
1	2	438	C	C2-N1-C1'	5.10	124.41	118.80
1	2	647	C	N3-C2-O2	-5.10	118.33	121.90
31	4	56	C	C6-N1-C2	-5.10	118.26	120.30
1	2	853	C	C2-N1-C1'	5.10	124.41	118.80

*Continued on next page...*

Continued from previous page...

Mol	Chain	Res	Type	Atoms	Z	Observed(°)	Ideal(°)
1	2	1366	G	N9-C4-C5	-5.10	103.36	105.40
1	2	766	G	N3-C4-C5	-5.09	126.05	128.60
1	2	212	G	N3-C4-C5	-5.09	126.06	128.60
1	2	408	C	C6-N1-C2	-5.09	118.26	120.30
1	2	948	G	OP1-P-O3'	5.08	116.38	105.20
1	2	1375	G	C6-C5-N7	-5.07	127.36	130.40
1	2	1051	C	C2-N1-C1'	5.07	124.37	118.80
1	2	1109	G	C8-N9-C1'	-5.06	120.42	127.00
31	4	19	G	C8-N9-C1'	-5.06	120.42	127.00
1	2	342	G	N3-C4-C5	-5.05	126.07	128.60
1	2	104	G	N1-C6-O6	5.05	122.93	119.90
1	2	413	G	C6-C5-N7	-5.05	127.37	130.40
1	2	900	G	C4-C5-N7	5.05	112.82	110.80
1	2	944	C	N3-C4-C5	5.04	123.92	121.90
1	2	216	G	N9-C4-C5	-5.03	103.39	105.40
1	2	487	G	N1-C6-O6	-5.03	116.88	119.90
1	2	119	C	C2-N1-C1'	5.03	124.33	118.80
1	2	1048	C	C5-C6-N1	5.03	123.52	121.00
1	2	79	C	N3-C4-C5	5.03	123.91	121.90
1	2	409	C	C6-N1-C2	-5.03	118.29	120.30
1	2	40	U	C2-N1-C1'	5.03	123.73	117.70
1	2	133	C	N1-C2-O2	5.02	121.92	118.90
1	2	1117	G	C2-N3-C4	-5.02	109.39	111.90
1	2	30	C	N1-C2-O2	5.02	121.91	118.90
1	2	849	G	N3-C4-C5	-5.02	126.09	128.60
1	2	1059	G	N1-C6-O6	-5.02	116.89	119.90
31	4	59	A	O4'-C1'-N9	-5.02	104.18	108.20
1	2	819	G	C8-N9-C1'	-5.02	120.48	127.00
1	2	900	G	C6-C5-N7	-5.02	127.39	130.40
1	2	701	C	C2-N1-C1'	5.01	124.31	118.80
1	2	103	G	N3-C4-C5	5.01	131.10	128.60
30	5	814	U	N3-C2-O2	-5.01	118.69	122.20
1	2	600	G	N3-C4-N9	5.01	129.01	126.00
1	2	600	G	C8-N9-C1'	-5.00	120.49	127.00
1	2	1360	C	O4'-C1'-N1	5.00	112.20	108.20

There are no chirality outliers.

All (2) planarity outliers are listed below:

Mol	Chain	Res	Type	Group
7	F	5	TRP	Peptide
18	Q	106	ARG	Peptide

## 5.2 Too-close contacts [i](#)

In the following table, the Non-H and H(model) columns list the number of non-hydrogen atoms and hydrogen atoms in the chain respectively. The H(added) column lists the number of hydrogen atoms added and optimized by MolProbity. The Clashes column lists the number of clashes within the asymmetric unit, whereas Symm-Clashes lists symmetry-related clashes.

Mol	Chain	Non-H	H(model)	H(added)	Clashes	Symm-Clashes
1	2	32291	0	16316	2022	0
2	A	1533	0	1627	96	0
3	B	1571	0	1630	68	0
4	C	482	0	461	24	0
5	D	1470	0	1542	90	0
6	E	1983	0	2060	75	0
7	F	1808	0	1879	91	0
8	G	977	0	1037	59	0
9	H	1720	0	1775	87	0
10	I	1034	0	1069	57	0
11	J	996	0	1076	53	0
12	K	1065	0	1121	73	0
13	L	817	0	871	32	0
14	M	964	0	994	43	0
15	N	1148	0	1248	43	0
16	O	1116	0	1152	72	0
17	P	455	0	475	29	0
18	Q	1262	0	1331	53	0
19	R	900	0	921	52	0
20	S	558	0	595	31	0
21	T	1018	0	1086	72	0
22	U	1223	0	1263	64	0
23	V	790	0	806	35	0
24	W	481	0	512	20	0
25	X	536	0	571	43	0
26	Y	408	0	413	33	0
27	Z	1550	0	1637	55	0
28	0	343	0	407	24	0
29	3	941	0	994	86	0
30	5	430	0	215	41	0
31	4	1622	0	830	133	0
32	6	777	0	806	52	0
33	7	3213	0	3331	336	0
34	8	1032	0	1073	39	0
35	9	2025	0	2133	76	0
36	2	31	0	0	0	0
36	4	1	0	0	0	0

*Continued on next page...*

Continued from previous page...

Mol	Chain	Non-H	H(model)	H(added)	Clashes	Symm-Clashes
36	5	1	0	0	0	0
36	7	1	0	0	0	0
37	C	2	0	0	0	0
37	F	1	0	0	0	0
37	P	1	0	0	0	0
37	R	1	0	0	0	0
37	W	1	0	0	0	0
38	7	8	0	8	2	0
39	7	32	0	13	4	0
40	2	40	0	0	18	0
40	K	1	0	0	0	0
40	Q	1	0	0	1	0
All	All	70661	0	55278	3872	0

The all-atom clashscore is defined as the number of clashes found per 1000 atoms (including hydrogen atoms). The all-atom clashscore for this structure is 31.

All (3872) close contacts within the same asymmetric unit are listed below, sorted by their clash magnitude.

Atom-1	Atom-2	Interatomic distance (Å)	Clash overlap (Å)
1:2:140:A:N6	1:2:229:G:H1	1.36	1.23
33:7:213:PRO:HA	33:7:244:GLN:O	1.39	1.22
33:7:240:GLY:O	33:7:294:LEU:HA	1.57	1.04
1:2:1300:C:OP1	22:U:39:ARG:NH2	1.96	0.97
1:2:465:G:O6	1:2:512:G:N2	1.99	0.95
31:4:21:A:O2'	31:4:22:G:N7	2.01	0.92
1:2:337:C:N3	11:J:25:LYS:NZ	2.18	0.92
1:2:1262:A:H2'	1:2:1263:A:H8	1.36	0.91
1:2:17:4AC:O7	7:F:192:ARG:NH2	2.04	0.91
1:2:520:G:OP1	15:N:38:LYS:NZ	2.04	0.91
1:2:321:G:H2'	1:2:322:A:H8	1.37	0.90
1:2:1229:G:N2	1:2:1233:4AC:O2	2.04	0.89
1:2:46:G:H2'	1:2:47:G:H8	1.36	0.89
31:4:3:C:O2	31:4:71:C:N4	2.05	0.89
1:2:849:G:OP2	15:N:4:LYS:NZ	2.06	0.89
1:2:1134:G:OP1	20:S:5:ARG:NH2	2.06	0.88
1:2:1020:A:N3	27:Z:135:LYS:NZ	2.20	0.88
7:F:133:CYS:SG	7:F:139:HIS:CE1	2.60	0.88
1:2:17:4AC:H5	7:F:192:ARG:HH21	1.39	0.87
1:2:651:G:OP1	2:A:43:LYS:NZ	2.07	0.86
23:V:23:ILE:HD13	23:V:31:PRO:HG2	1.57	0.86

Continued on next page...

*Continued from previous page...*

Atom-1	Atom-2	Interatomic distance (Å)	Clash overlap (Å)
1:2:262:U:H2'	1:2:263:G:H8	1.38	0.86
1:2:1342:G:OP2	13:L:63:ARG:NH1	2.09	0.86
23:V:43:MET:HG2	23:V:44:LEU:HD12	1.56	0.86
33:7:325:VAL:HB	33:7:385:PRO:HB2	1.58	0.86
29:3:27:ARG:HH11	29:3:90:ALA:HA	1.41	0.85
1:2:1400:C:O2	1:2:1443:G:N2	2.09	0.85
1:2:300:G:N2	1:2:319:4AC:N3	2.25	0.85
33:7:98:GLU:HA	33:7:101:MET:HB2	1.58	0.85
1:2:333:G:N2	1:2:336:A:OP2	2.08	0.84
9:H:131:ALA:HB1	9:H:157:ARG:HB3	1.59	0.84
33:7:152:ASP:OD2	33:7:187:HIS:ND1	2.10	0.84
1:2:1271:U:H4'	1:2:1273:A:H2	1.43	0.84
1:2:1417:U:H2'	1:2:1418:C:C6	2.13	0.83
1:2:1453:G:N7	33:7:352:ARG:NH1	2.26	0.83
20:S:5:ARG:O	20:S:10:LYS:NZ	2.10	0.83
15:N:77:LEU:HD12	15:N:82:LYS:HB2	1.61	0.83
34:8:8:VAL:HA	34:8:11:LEU:HB3	1.61	0.83
33:7:59:CYS:H	33:7:67:ALA:HB1	1.44	0.83
9:H:26:VAL:HG12	9:H:121:GLN:HB2	1.58	0.82
26:Y:47:GLU:O	26:Y:50:LYS:NZ	2.12	0.82
1:2:1480:G:OP1	28:0:20:LYS:NZ	2.11	0.82
29:3:56:ASP:HB3	29:3:83:LYS:HE3	1.61	0.82
1:2:1425:G:H2'	1:2:1426:A:H8	1.44	0.82
4:C:17:CYS:SG	4:C:18:GLY:N	2.52	0.82
13:L:83:ARG:HG2	13:L:87:ARG:HH12	1.45	0.82
31:4:18:G:N1	31:4:55:PSU:O2'	2.11	0.82
1:2:1453:G:C5	33:7:352:ARG:HD2	2.14	0.82
1:2:1389:C:N3	1:2:1454:G:N1	2.27	0.81
33:7:27:GLN:HE21	33:7:33:TRP:HB3	1.45	0.81
1:2:702:C:H2'	1:2:703:4AC:H6	1.59	0.81
29:3:18:LYS:HB3	29:3:110:LEU:HD22	1.62	0.81
33:7:339:VAL:HB	33:7:345:MET:HA	1.62	0.81
1:2:784:G:O6	1:2:1498:C:N4	2.14	0.81
33:7:365:THR:H	33:7:384:ARG:HH11	1.28	0.81
1:2:1233:4AC:N3	1:2:1251:G:N1	2.29	0.81
33:7:48:LYS:NZ	33:7:49:LEU:O	2.14	0.81
33:7:277:SER:N	33:7:298:GLY:O	2.13	0.81
1:2:478:C:H2'	1:2:479:4AC:H6	1.61	0.81
1:2:998:C:H2'	1:2:999:G:H8	1.46	0.81
7:F:153:ARG:HB2	7:F:188:LEU:HD12	1.62	0.81
13:L:62:ASP:OD1	17:P:54:LYS:NZ	2.14	0.81

*Continued on next page...*

*Continued from previous page...*

Atom-1	Atom-2	Interatomic distance (Å)	Clash overlap (Å)
1:2:126:A:N6	1:2:194:A:N7	2.29	0.81
1:2:1389:C:N4	1:2:1454:G:O6	2.12	0.81
33:7:361:VAL:HB	33:7:364:SER:HB2	1.60	0.81
1:2:1204:C:O2'	21:T:124:ARG:NH1	2.13	0.81
1:2:641:G:OP1	2:A:119:ARG:NH1	2.14	0.80
18:Q:137:LYS:NZ	18:Q:146:TRP:O	2.14	0.80
1:2:1400:C:N3	1:2:1443:G:N1	2.25	0.80
1:2:1034:C:OP2	40:2:1701:HOH:O	1.98	0.80
22:U:27:LYS:NZ	22:U:28:PRO:O	2.14	0.80
1:2:1219:G:OP2	22:U:41:LYS:NZ	2.14	0.80
4:C:22:THR:N	4:C:25:GLU:OE2	2.13	0.80
2:A:52:THR:H	14:M:114:ARG:HH22	1.30	0.80
1:2:869:G:O2'	1:2:871:A:N6	2.13	0.80
25:X:16:GLY:O	25:X:26:GLN:N	2.14	0.80
1:2:423:U:OP2	1:2:424:C:N4	2.13	0.80
15:N:65:PRO:O	15:N:66:ASN:ND2	2.15	0.80
33:7:17:HIS:HE1	33:7:97:HIS:HD2	1.30	0.80
29:3:104:PRO:O	29:3:108:ARG:NH1	2.13	0.80
1:2:1290:G:N2	1:2:1293:A:OP2	2.15	0.79
1:2:49:G:N2	1:2:409:C:O2	2.15	0.79
1:2:1395:G:H1'	1:2:1449:G:H22	1.47	0.79
19:R:75:PRO:HD2	19:R:78:ILE:HD11	1.62	0.79
5:D:155:ALA:HB3	5:D:158:SER:HB2	1.65	0.79
18:Q:26:LEU:HD11	18:Q:61:PRO:HD2	1.63	0.79
25:X:42:ARG:NH1	25:X:66:GLU:OE1	2.15	0.79
1:2:311:C:H2'	1:2:312:G:H8	1.48	0.79
1:2:1083:C:H2'	1:2:1084:C:H6	1.47	0.79
1:2:1262:A:H2'	1:2:1263:A:C8	2.17	0.79
1:2:1191:C:OP1	17:P:9:ARG:NH2	2.15	0.79
1:2:581:C:H2'	1:2:582:G:H8	1.47	0.79
1:2:627:G:H2'	1:2:628:G:C8	2.18	0.79
1:2:16:C:N4	1:2:32:G:O6	2.16	0.79
1:2:26:C:OP1	7:F:151:SER:OG	1.99	0.79
1:2:1137:G:O6	1:2:1147:4AC:N4	2.15	0.79
21:T:19:MET:HG2	21:T:20:SER:H	1.46	0.79
1:2:695:A:H2'	1:2:696:A:C8	2.18	0.79
10:I:5:ASP:OD2	10:I:8:ALA:N	2.16	0.79
33:7:74:CYS:HB3	33:7:79:SER:HB3	1.64	0.79
1:2:782:A:OP1	28:0:3:ARG:NH2	2.16	0.78
1:2:817:U:OP1	2:A:128:ARG:NH2	2.15	0.78
1:2:1460:G:H21	32:6:36:TRP:HE1	1.28	0.78

*Continued on next page...*

*Continued from previous page...*

Atom-1	Atom-2	Interatomic distance (Å)	Clash overlap (Å)
31:4:22:G:O2'	31:4:23:C:O4'	2.02	0.78
1:2:93:C:H2'	1:2:94:G:H8	1.47	0.78
1:2:372:A:OP2	15:N:51:ARG:NH1	2.16	0.78
1:2:381:C:H42	1:2:398:A:H62	1.30	0.78
1:2:547:G:N7	40:2:1711:HOH:O	2.16	0.78
1:2:1415:U:O2	1:2:1428:G:N2	2.15	0.78
16:O:9:ARG:NH1	16:O:12:GLY:O	2.15	0.78
1:2:46:G:H2'	1:2:47:G:C8	2.18	0.78
1:2:303:4AC:H2'	1:2:304:G:H8	1.48	0.78
1:2:1131:A:H62	1:2:1151:G:H22	1.29	0.78
22:U:14:GLU:OE1	22:U:53:TYR:OH	2.01	0.78
1:2:879:A:H2'	1:2:880:A:H8	1.48	0.78
1:2:1197:C:OP1	21:T:110:ARG:NH1	2.16	0.78
23:V:72:TYR:OH	23:V:82:GLU:OE2	2.01	0.78
1:2:187:G:O6	1:2:200:C:N4	2.17	0.78
1:2:321:G:H2'	1:2:322:A:C8	2.18	0.78
29:3:118:VAL:HA	29:3:121:LEU:HB2	1.66	0.78
20:S:32:LYS:O	20:S:47:ARG:NH1	2.16	0.78
31:4:29:G:H2'	31:4:30:G:H8	1.49	0.78
16:O:105:ASP:OD1	16:O:108:ARG:NH1	2.16	0.77
31:4:5:G:H2'	31:4:6:G:C8	2.19	0.77
1:2:359:C:H3'	1:2:360:G:H21	1.49	0.77
1:2:876:U:OP2	28:0:2:LYS:NZ	2.13	0.77
1:2:1311:G:OP2	9:H:85:PHE:N	2.15	0.77
1:2:1358:U:N3	1:2:1359:G:N7	2.32	0.77
29:3:3:LYS:HD3	29:3:4:PRO:HD2	1.65	0.77
34:8:5:LYS:O	34:8:9:GLU:HB2	1.84	0.77
1:2:1488:MA6:OP1	28:0:22:ARG:NH1	2.17	0.77
27:Z:144:VAL:HG12	27:Z:145:ARG:H	1.49	0.77
33:7:66:GLU:OE1	34:8:17:LYS:NZ	2.18	0.77
33:7:75:LYS:HG2	34:8:124:TYR:HB2	1.67	0.77
1:2:372:A:H2'	1:2:373:A2M:H8	1.65	0.77
1:2:1211:C:OP2	9:H:91:ARG:NH1	2.18	0.77
16:O:16:ASP:OD1	16:O:17:GLY:N	2.16	0.77
2:A:54:LYS:HA	2:A:58:GLY:HA3	1.67	0.76
33:7:51:TYR:CZ	33:7:294:LEU:HB3	2.21	0.76
35:9:235:ASN:ND2	35:9:238:GLU:OE2	2.17	0.76
26:Y:29:VAL:HG12	29:3:41:LYS:HD3	1.66	0.76
7:F:93:ASP:O	7:F:126:ARG:NH2	2.19	0.76
9:H:72:MET:HA	9:H:93:LEU:HD12	1.66	0.76
32:6:48:ARG:HG3	32:6:78:LYS:HG2	1.67	0.76

*Continued on next page...*

*Continued from previous page...*

Atom-1	Atom-2	Interatomic distance (Å)	Clash overlap (Å)
1:2:119:C:O3'	1:2:299:G:N2	2.18	0.76
1:2:869:G:HO2'	1:2:871:A:H62	1.33	0.76
33:7:74:CYS:O	33:7:79:SER:N	2.18	0.76
1:2:1349:A:O3'	9:H:70:LYS:NZ	2.18	0.76
35:9:180:SER:OG	35:9:230:ASP:OD1	2.04	0.76
19:R:95:SER:OG	19:R:96:LYS:N	2.19	0.76
1:2:906:U:H5''	1:2:907:A:H5''	1.67	0.75
1:2:948:G:OP1	40:2:1702:HOH:O	2.04	0.75
30:5:823:C:O2'	32:6:57:ARG:NH1	2.18	0.75
1:2:263:G:H4'	19:R:46:THR:HG21	1.68	0.75
10:I:31:SER:H	10:I:34:ILE:HD12	1.51	0.75
33:7:98:GLU:HB2	33:7:128:GLN:HE21	1.51	0.75
1:2:1399:C:N4	1:2:1444:G:O6	2.15	0.75
5:D:36:LYS:N	5:D:40:GLU:OE1	2.19	0.75
1:2:1136:C:N4	1:2:1148:G:O6	2.15	0.75
33:7:260:ARG:NH2	33:7:269:TYR:OH	2.19	0.75
9:H:43:LEU:N	12:K:102:TYR:OH	2.20	0.75
19:R:37:ILE:HG22	19:R:85:ARG:HG2	1.69	0.75
1:2:632:A:H62	1:2:691:G:H1	1.32	0.75
1:2:1206:C:O2'	12:K:130:ARG:NH2	2.19	0.75
8:G:75:ARG:HD2	8:G:92:PRO:HG2	1.69	0.75
1:2:203:A:H2'	1:2:204:G:H8	1.51	0.74
1:2:1415:U:H3	1:2:1428:G:H1	1.35	0.74
11:J:104:GLU:HG3	11:J:105:ILE:HG23	1.70	0.74
27:Z:2:ALA:N	27:Z:4:GLU:OE1	2.20	0.74
5:D:78:LYS:O	5:D:146:LYS:NZ	2.17	0.74
29:3:12:PRO:HD2	29:3:15:LEU:HD22	1.68	0.74
1:2:185:G:H2'	1:2:186:G:H8	1.52	0.74
6:E:3:ARG:HE	6:E:4:LYS:HZ3	1.34	0.74
1:2:1010:G:H2'	1:2:1011:A:H8	1.53	0.74
1:2:1425:G:H2'	1:2:1426:A:C8	2.21	0.74
33:7:182:PRO:HB2	34:8:14:LEU:HD22	1.69	0.74
1:2:1378:5HM:H8	1:2:1379:G:H8	1.52	0.74
1:2:295:G:H2'	1:2:296:U:C6	2.23	0.74
1:2:428:C:H2'	1:2:429:A:H8	1.52	0.74
1:2:531:U:O2'	10:I:92:ARG:NH1	2.20	0.74
1:2:576:U:OP1	6:E:24:LYS:NZ	2.20	0.74
19:R:24:HIS:HE1	19:R:77:CYS:SG	2.03	0.74
33:7:248:LYS:HD3	33:7:288:GLU:HB2	1.68	0.74
1:2:140:A:N1	1:2:229:G:N2	2.34	0.74
1:2:1013:G:N2	1:2:1184:4AC:N3	2.35	0.74

*Continued on next page...*



*Continued from previous page...*

Atom-1	Atom-2	Interatomic distance (Å)	Clash overlap (Å)
8:G:85:ARG:NH1	8:G:104:LYS:O	2.21	0.74
20:S:14:ARG:O	20:S:18:ASN:ND2	2.19	0.74
33:7:106:SER:HA	33:7:363:SER:HA	1.69	0.74
16:O:57:GLU:HA	16:O:60:LYS:HD3	1.70	0.74
19:R:18:ASP:OD2	19:R:45:LYS:NZ	2.20	0.74
6:E:19:TRP:O	6:E:52:TYR:OH	2.04	0.73
8:G:32:LYS:HB2	8:G:112:ILE:HD12	1.71	0.73
1:2:992:U:OP1	17:P:3:LYS:NZ	2.18	0.73
1:2:1481:U:H2'	1:2:1482:A:H8	1.53	0.73
7:F:105:GLU:OE2	27:Z:110:ARG:NE	2.21	0.73
1:2:643:A:H2'	1:2:644:C:H6	1.54	0.73
1:2:1316:C:O2'	12:K:131:GLN:HG3	1.87	0.73
27:Z:131:ARG:HH21	27:Z:145:ARG:HB2	1.53	0.73
5:D:171:ILE:HG22	5:D:175:LYS:HZ1	1.54	0.73
6:E:144:ASP:N	6:E:144:ASP:OD1	2.21	0.73
1:2:253:U:O4'	1:2:865:G:N2	2.22	0.73
1:2:725:G:N7	40:2:1711:HOH:O	2.21	0.73
23:V:9:LYS:HB3	23:V:18:GLU:HB2	1.71	0.73
1:2:1010:G:H2'	1:2:1011:A:C8	2.23	0.73
3:B:149:TYR:OH	4:C:44:GLU:OE2	2.04	0.73
3:B:73:ARG:HH12	3:B:159:LYS:HE3	1.54	0.72
11:J:103:THR:HG23	11:J:105:ILE:H	1.54	0.72
27:Z:42:THR:OG1	27:Z:77:ASN:O	2.07	0.72
1:2:476:G:O6	1:2:506:C:N4	2.18	0.72
21:T:83:VAL:HG12	21:T:84:HIS:H	1.54	0.72
23:V:6:THR:OG1	23:V:22:GLU:OE1	2.06	0.72
33:7:134:VAL:HG11	33:7:340:VAL:HG21	1.71	0.72
1:2:1214:U:O2'	9:H:91:ARG:O	2.07	0.72
31:4:18:G:OP2	31:4:60:U:O2'	2.07	0.72
32:6:60:TRP:O	32:6:85:ARG:NH1	2.22	0.72
1:2:262:U:H2'	1:2:263:G:C8	2.24	0.72
1:2:1508:C:O2	30:5:807:G:N2	2.22	0.72
1:2:735:G:H2'	1:2:736:G:H8	1.54	0.72
1:2:1219:G:H2'	1:2:1220:G:H8	1.54	0.72
8:G:68:ASP:OD2	8:G:69:LYS:N	2.23	0.72
17:P:21:CYS:SG	17:P:22:ILE:N	2.62	0.72
27:Z:56:GLY:HA2	27:Z:61:ARG:HD3	1.71	0.72
1:2:930:A:C2	21:T:87:LYS:HB3	2.25	0.72
1:2:1458:G:H2'	1:2:1459:A:H8	1.55	0.72
12:K:17:ALA:HB2	12:K:81:ALA:HB1	1.69	0.72
27:Z:100:ALA:HB1	27:Z:169:ALA:HB2	1.69	0.72

*Continued on next page...*

*Continued from previous page...*

Atom-1	Atom-2	Interatomic distance (Å)	Clash overlap (Å)
29:3:50:LEU:HD13	29:3:104:PRO:HG3	1.70	0.72
1:2:972:G:O2'	1:2:1001:A:N1	2.23	0.72
1:2:1396:G:H1	1:2:1448:C:H1'	1.55	0.72
33:7:184:SER:OG	39:7:502:GNP:O6	2.07	0.72
33:7:197:GLY:HA2	33:7:200:GLU:HG2	1.72	0.72
1:2:333:G:H21	1:2:335:G:H3'	1.54	0.72
1:2:353:A:OP2	1:2:354:C:N4	2.23	0.72
1:2:859:G:N2	1:2:881:C:N3	2.38	0.72
2:A:52:THR:OG1	2:A:53:LEU:N	2.23	0.72
16:O:11:ALA:N	16:O:63:GLU:OE2	2.23	0.72
23:V:6:THR:N	23:V:20:TYR:O	2.22	0.72
34:8:6:GLU:HA	34:8:9:GLU:HB3	1.72	0.72
1:2:1491:U:OP1	14:M:136:ARG:NH2	2.23	0.71
4:C:3:GLU:HB2	7:F:230:PRO:HD2	1.70	0.71
1:2:361:C:O2'	1:2:363:G:OP1	2.09	0.71
1:2:1400:C:N4	1:2:1443:G:O6	2.20	0.71
3:B:169:TRP:HD1	3:B:195:PHE:HE2	1.37	0.71
14:M:25:ASN:OD1	14:M:26:THR:N	2.20	0.71
1:2:267:G:H2'	1:2:268:G:C8	2.25	0.71
1:2:287:G:OP2	19:R:69:ARG:NH2	2.23	0.71
1:2:955:A:O2'	1:2:1015:G:OP2	2.07	0.71
33:7:144:LEU:HB3	33:7:178:VAL:HG11	1.72	0.71
1:2:834:G:OP1	7:F:153:ARG:NH2	2.21	0.71
1:2:1234:G:H21	1:2:1249:A:H62	1.36	0.71
33:7:191:ILE:HG23	33:7:194:LEU:HD23	1.71	0.71
1:2:1274:G:N2	40:2:1717:HOH:O	2.24	0.71
33:7:56:ILE:HG22	33:7:86:LEU:HD13	1.73	0.71
1:2:112:A:H2'	1:2:113:G:O4'	1.89	0.71
1:2:1273:A:N7	1:2:1275:U:N3	2.39	0.71
6:E:175:GLU:OE2	6:E:235:ARG:NH2	2.23	0.71
33:7:249:VAL:HA	33:7:276:ILE:HB	1.73	0.71
35:9:19:VAL:HA	35:9:29:VAL:HG12	1.71	0.71
1:2:1112:A:H2'	1:2:1113:G:H8	1.55	0.71
3:B:163:ALA:O	3:B:166:LEU:N	2.22	0.71
4:C:14:CYS:HB3	4:C:17:CYS:SG	2.30	0.71
15:N:101:ASP:OD1	15:N:146:ARG:NH1	2.24	0.71
1:2:1182:C:H2'	1:2:1183:C:C6	2.26	0.70
1:2:1260:U:H3	22:U:61:ARG:HH21	1.39	0.70
3:B:70:VAL:O	3:B:118:THR:OG1	2.08	0.70
23:V:74:ASP:OD1	23:V:75:LYS:N	2.24	0.70
28:0:10:LYS:NZ	28:0:13:ARG:O	2.23	0.70

*Continued on next page...*

*Continued from previous page...*

Atom-1	Atom-2	Interatomic distance (Å)	Clash overlap (Å)
25:X:15:ILE:HD12	25:X:26:GLN:HG3	1.73	0.70
26:Y:31:MET:HA	26:Y:40:CYS:HA	1.71	0.70
1:2:1169:U:H2'	1:2:1171:G:C8	2.26	0.70
35:9:239:ALA:HA	35:9:242:ALA:HB3	1.72	0.70
1:2:222:A:C5	1:2:223:G:H1'	2.27	0.70
2:A:196:GLU:OE1	2:A:196:GLU:N	2.24	0.70
1:2:144:G:O6	1:2:173:C:N4	2.25	0.70
1:2:183:U:H2'	1:2:184:G:H8	1.57	0.70
1:2:930:A:HO2'	1:2:957:4AC:HO2'	1.39	0.70
1:2:973:A:C6	29:3:92:ILE:HG21	2.27	0.70
1:2:1480:G:H1	1:2:1493:C:H42	1.36	0.70
6:E:196:LYS:NZ	6:E:243:PRO:O	2.24	0.70
1:2:93:C:H2'	1:2:94:G:C8	2.26	0.70
1:2:451:A:H3'	1:2:452:G:H8	1.55	0.70
1:2:938:B8H:C2	1:2:939:5MC:HM52	2.22	0.70
31:4:74:C:N4	33:7:33:TRP:CD1	2.57	0.70
31:4:76:A:H5''	33:7:223:VAL:HG22	1.74	0.70
33:7:49:LEU:HD21	33:7:104:MET:HA	1.74	0.70
1:2:825:U:O4	40:2:1703:HOH:O	2.07	0.70
1:2:926:G:H2'	1:2:927:U:C6	2.27	0.70
1:2:991:G:OP1	17:P:2:ALA:N	2.24	0.70
17:P:41:HIS:O	17:P:44:ARG:N	2.24	0.70
16:O:46:ASP:OD2	16:O:49:MET:N	2.25	0.70
1:2:642:U:OP2	2:A:190:LYS:NZ	2.24	0.69
16:O:119:ARG:HB2	16:O:126:VAL:HG22	1.74	0.69
21:T:79:LEU:HG	21:T:80:THR:H	1.57	0.69
8:G:10:ASP:OD1	8:G:12:LYS:N	2.25	0.69
12:K:15:ALA:HA	12:K:66:VAL:HG12	1.73	0.69
13:L:43:LYS:HB3	13:L:68:ILE:HB	1.73	0.69
19:R:21:CYS:HB3	19:R:24:HIS:HB2	1.73	0.69
33:7:183:VAL:HG21	33:7:194:LEU:HD22	1.74	0.69
1:2:148:A:C2	1:2:149:A:H1'	2.28	0.69
1:2:903:C:H2'	1:2:904:A:C8	2.27	0.69
1:2:1312:G:H2'	1:2:1313:A:C8	2.27	0.69
1:2:1321:G:H22	1:2:1347:G:H2'	1.56	0.69
1:2:1479:4AC:N3	1:2:1495:G:N2	2.39	0.69
1:2:1494:G:OP2	14:M:132:ARG:NH2	2.26	0.69
11:J:88:GLN:OE1	11:J:91:ARG:NH2	2.25	0.69
12:K:17:ALA:HA	12:K:64:VAL:HG12	1.74	0.69
21:T:32:GLN:N	21:T:32:GLN:OE1	2.25	0.69
14:M:107:ARG:O	25:X:35:ARG:NH2	2.25	0.69

*Continued on next page...*

*Continued from previous page...*

Atom-1	Atom-2	Interatomic distance (Å)	Clash overlap (Å)
31:4:47:U:H5''	31:4:48:C:H5'	1.74	0.69
31:4:74:C:H5	33:7:33:TRP:HE1	1.39	0.69
1:2:580:A:OP1	5:D:54:ARG:NH2	2.25	0.69
1:2:1334:A:OP2	17:P:32:ARG:NH2	2.26	0.69
1:2:1417:U:H2'	1:2:1418:C:H6	1.55	0.69
21:T:5:GLU:OE2	21:T:7:ARG:NE	2.25	0.69
1:2:627:G:H2'	1:2:628:G:H8	1.56	0.69
1:2:928:U:H1'	21:T:113:VAL:HG23	1.74	0.69
29:3:32:ILE:HD11	29:3:34:LYS:HE3	1.73	0.69
31:4:44:A:H3'	31:4:45:G:C8	2.28	0.69
1:2:1261:A:H2	1:2:1327:G:H1'	1.57	0.69
8:G:75:ARG:HB2	8:G:107:VAL:HG21	1.74	0.69
33:7:331:ILE:HG12	33:7:413:VAL:HG12	1.74	0.69
20:S:47:ARG:HA	20:S:50:ILE:HD12	1.75	0.69
1:2:205:G:O2'	11:J:64:ASN:ND2	2.26	0.69
1:2:1239:4AC:OP2	22:U:99:ARG:NE	2.24	0.69
1:2:1509:U:O2	30:5:806:G:N1	2.26	0.69
33:7:98:GLU:HG2	33:7:406:ARG:HH11	1.58	0.69
34:8:56:ARG:HH22	34:8:116:LEU:HB2	1.58	0.69
1:2:474:A:C4	5:D:18:TRP:NE1	2.61	0.68
9:H:133:ARG:HG3	25:X:58:ARG:HD2	1.75	0.68
16:O:63:GLU:HA	16:O:66:LEU:HD12	1.73	0.68
1:2:966:C:H2'	1:2:967:G:H8	1.59	0.68
2:A:52:THR:N	14:M:114:ARG:HH22	1.90	0.68
34:8:109:CYS:SG	34:8:111:SER:OG	2.50	0.68
18:Q:63:VAL:O	18:Q:65:LEU:N	2.25	0.68
35:9:31:LEU:O	35:9:36:GLY:HA2	1.94	0.68
1:2:466:G:N3	1:2:467:G:N2	2.42	0.68
1:2:731:4AC:C2	1:2:732:G:C8	2.76	0.68
6:E:202:ILE:HG12	6:E:213:VAL:HG12	1.73	0.68
1:2:344:C:H2'	1:2:345:C:H6	1.58	0.68
1:2:554:G:H2'	1:2:555:G:H8	1.57	0.68
1:2:1155:G:O2'	1:2:1156:G:O5'	2.10	0.68
5:D:171:ILE:O	5:D:175:LYS:NZ	2.24	0.68
10:I:27:ILE:HB	10:I:61:TYR:HB2	1.75	0.68
33:7:30:THR:HG21	33:7:52:ALA:HB1	1.75	0.68
1:2:413:G:O2'	1:2:463:A:N1	2.21	0.68
1:2:814:A:H1'	2:A:134:GLN:HE21	1.57	0.68
1:2:957:4AC:O7	1:2:957:4AC:H5	1.91	0.68
7:F:122:ILE:HD13	7:F:206:TYR:HD1	1.59	0.68
1:2:154:G:OP1	8:G:18:GLN:NE2	2.23	0.68

*Continued on next page...*

*Continued from previous page...*

Atom-1	Atom-2	Interatomic distance (Å)	Clash overlap (Å)
1:2:458:G:H3'	1:2:459:G:H8	1.59	0.68
1:2:759:A:O2'	1:2:761:A:N6	2.17	0.68
1:2:786:A:N6	1:2:1498:C:N3	2.42	0.68
31:4:43:A:H2'	31:4:44:A:H8	1.59	0.68
1:2:299:G:OP1	40:2:1704:HOH:O	2.11	0.68
18:Q:8:LYS:NZ	40:Q:201:HOH:O	2.26	0.68
35:9:183:ILE:HG13	35:9:227:TYR:HB2	1.75	0.68
1:2:163:G:H2'	1:2:164:G:H8	1.59	0.68
1:2:529:A:O2'	1:2:532:G:O2'	2.12	0.68
1:2:930:A:H2	21:T:87:LYS:HB3	1.58	0.68
1:2:1083:C:H2'	1:2:1084:C:C6	2.29	0.68
1:2:1240:G:OP2	22:U:99:ARG:NH2	2.27	0.68
6:E:42:SER:HA	6:E:85:VAL:O	1.93	0.68
19:R:15:LYS:HD2	19:R:24:HIS:HD2	1.59	0.68
1:2:926:G:H2'	1:2:927:U:H6	1.59	0.68
5:D:168:ARG:NH1	5:D:172:GLU:OE2	2.27	0.68
12:K:12:THR:H	12:K:113:ARG:HH22	1.41	0.68
33:7:150:LYS:HB3	33:7:153:VAL:HG12	1.75	0.68
1:2:89:G:H3'	1:2:90:G:H8	1.59	0.67
1:2:925:G:H21	21:T:122:ALA:HB1	1.56	0.67
5:D:172:GLU:HA	5:D:175:LYS:HE2	1.75	0.67
29:3:50:LEU:HB2	29:3:101:ILE:HG12	1.75	0.67
35:9:239:ALA:O	35:9:243:LEU:N	2.27	0.67
12:K:104:ARG:HE	12:K:108:VAL:HG21	1.58	0.67
1:2:1279:G:N3	1:2:1305:G:N2	2.41	0.67
17:P:29:PRO:HB2	17:P:40:ARG:HB3	1.76	0.67
28:0:29:GLN:HB3	28:0:33:GLU:CD	2.15	0.67
1:2:1183:C:O2'	1:2:1188:A:N6	2.27	0.67
17:P:4:ALA:O	17:P:8:LYS:NZ	2.27	0.67
1:2:976:A:OP2	1:2:1000:G:N2	2.28	0.67
33:7:60:GLU:N	33:7:60:GLU:OE2	2.26	0.67
12:K:55:GLU:OE1	12:K:55:GLU:N	2.28	0.67
33:7:330:ARG:NH2	33:7:377:GLU:OE1	2.27	0.67
1:2:1261:A:C2	1:2:1327:G:H1'	2.30	0.67
1:2:1378:5HM:H8	1:2:1379:G:C8	2.29	0.67
3:B:142:ASP:OD1	3:B:143:THR:N	2.22	0.67
9:H:131:ALA:O	9:H:157:ARG:NH2	2.28	0.67
30:5:807:G:H2'	30:5:808:A:C8	2.30	0.67
32:6:41:CYS:SG	32:6:42:GLU:N	2.67	0.67
1:2:37:C:H2'	1:2:38:A:H8	1.60	0.67
1:2:232:C:H2'	1:2:233:G:H8	1.59	0.67

*Continued on next page...*

*Continued from previous page...*

Atom-1	Atom-2	Interatomic distance (Å)	Clash overlap (Å)
1:2:278:C:H2'	1:2:279:A:H8	1.59	0.67
8:G:26:ALA:HA	8:G:29:LEU:HD21	1.76	0.67
32:6:74:VAL:O	32:6:79:ARG:NH1	2.28	0.67
1:2:643:A:H2'	1:2:644:C:C6	2.30	0.67
1:2:759:A:HO2'	1:2:761:A:H62	1.40	0.67
1:2:843:A:O2'	1:2:844:A:H3'	1.95	0.66
1:2:916:G:OP1	40:2:1706:HOH:O	2.12	0.66
1:2:1133:U:O4'	1:2:1156:G:N2	2.28	0.66
18:Q:120:ARG:HH11	18:Q:124:LEU:HD21	1.59	0.66
24:W:55:ILE:HG22	24:W:57:ARG:HH12	1.59	0.66
1:2:337:C:H4'	1:2:338:A:H5''	1.77	0.66
1:2:1147:4AC:O7	1:2:1147:4AC:H5	1.95	0.66
32:6:40:ARG:NH1	32:6:41:CYS:O	2.29	0.66
1:2:1116:A:O2'	1:2:1117:G:O5'	2.12	0.66
1:2:1266:C:H2'	1:2:1267:G:H8	1.59	0.66
16:O:83:LYS:HE2	21:T:9:ARG:HH12	1.61	0.66
22:U:137:LYS:NZ	22:U:150:TYR:O	2.26	0.66
1:2:50:G:N2	1:2:408:C:N3	2.43	0.66
1:2:848:4AC:O7	1:2:848:4AC:H5	1.95	0.66
1:2:972:G:N2	1:2:973:A:N1	2.43	0.66
1:2:1422:C:O2	1:2:1423:G:N1	2.28	0.66
2:A:118:LEU:HA	2:A:192:LEU:HD13	1.77	0.66
5:D:56:ARG:HD3	7:F:160:PRO:HG3	1.76	0.66
26:Y:48:TRP:O	26:Y:50:LYS:NZ	2.22	0.66
1:2:718:4AC:O7	1:2:719:G:N1	2.27	0.66
1:2:848:4AC:O3'	10:I:76:LYS:HG2	1.96	0.66
1:2:851:4AC:H2'	1:2:852:G:H8	1.60	0.66
5:D:116:ARG:CZ	5:D:174:ALA:HB2	2.26	0.66
33:7:248:LYS:N	33:7:251:GLN:OE1	2.28	0.66
1:2:1391:G:N1	1:2:1451:G:N7	2.43	0.66
2:A:33:VAL:HG11	2:A:51:VAL:HG11	1.76	0.66
7:F:150:GLY:HA3	7:F:196:ASN:HD22	1.59	0.66
1:2:1193:4AC:O7	1:2:1193:4AC:H5	1.95	0.66
1:2:1209:U:OP1	40:2:1707:HOH:O	2.13	0.66
1:2:1458:G:H2'	1:2:1459:A:C8	2.30	0.66
5:D:104:ARG:NH2	5:D:140:PRO:O	2.29	0.66
12:K:135:ARG:NH1	31:4:35:A:OP2	2.29	0.66
31:4:10:G:H22	31:4:26:G:H1'	1.60	0.66
1:2:563:G:H21	10:I:124:ARG:HH21	1.43	0.66
1:2:860:A:O2'	28:0:4:ARG:NH1	2.26	0.66
1:2:1381:C:H2'	1:2:1382:A:C8	2.30	0.66

*Continued on next page...*

*Continued from previous page...*

Atom-1	Atom-2	Interatomic distance (Å)	Clash overlap (Å)
13:L:38:ILE:HB	13:L:72:LEU:HB3	1.76	0.66
21:T:6:PHE:CD2	21:T:96:PRO:HB3	2.31	0.66
33:7:146:ILE:HG21	33:7:166:ILE:HG21	1.78	0.66
1:2:443:G:O2'	23:V:30:THR:O	2.14	0.66
1:2:1294:C:N4	21:T:69:ASP:OD1	2.29	0.66
2:A:102:THR:HG21	2:A:129:ARG:HA	1.76	0.66
19:R:15:LYS:NZ	19:R:16:CYS:O	2.24	0.66
35:9:247:ILE:HG21	35:9:263:VAL:HB	1.76	0.66
1:2:313:G:N2	5:D:3:ASP:OD2	2.29	0.66
1:2:251:G:C2	1:2:294:G:C2	2.85	0.65
1:2:390:A:H2'	1:2:391:A:C8	2.31	0.65
1:2:446:U:O2'	1:2:449:A:N7	2.23	0.65
1:2:903:C:H2'	1:2:904:A:H8	1.61	0.65
1:2:993:C:H2'	1:2:994:U:C6	2.30	0.65
1:2:1224:A:C5	1:2:1261:A:N7	2.64	0.65
1:2:1433:G:H2'	1:2:1434:U:C6	2.32	0.65
1:2:1452:A:C2	33:7:373:VAL:HB	2.31	0.65
29:3:40:THR:HG23	29:3:41:LYS:HG3	1.77	0.65
1:2:292:U:OP1	11:J:13:SER:OG	2.15	0.65
1:2:553:G:N2	1:2:722:G:N7	2.45	0.65
5:D:46:THR:HG22	5:D:50:ASN:HD21	1.61	0.65
20:S:61:LYS:HB2	20:S:66:ILE:HD12	1.77	0.65
29:3:73:LYS:HZ3	29:3:75:ILE:HB	1.60	0.65
33:7:269:TYR:CE1	33:7:385:PRO:HD2	2.31	0.65
1:2:638:G:H2'	1:2:639:G:O4'	1.96	0.65
13:L:8:LEU:HB3	13:L:16:LEU:HD11	1.78	0.65
1:2:703:4AC:OP1	2:A:139:ARG:NH1	2.29	0.65
1:2:1350:U:N3	1:2:1351:A:N1	2.44	0.65
10:I:51:GLU:OE2	10:I:62:ARG:NH1	2.29	0.65
33:7:108:ALA:HB1	33:7:139:ILE:HG13	1.78	0.65
33:7:260:ARG:HA	33:7:269:TYR:HA	1.77	0.65
33:7:333:TYR:CE1	33:7:378:ILE:HB	2.31	0.65
33:7:365:THR:H	33:7:384:ARG:NH1	1.94	0.65
1:2:168:A:O2'	1:2:169:A:O4'	2.15	0.65
1:2:203:A:H2'	1:2:204:G:C8	2.30	0.65
1:2:1232:C:H2'	1:2:1233:4AC:H6	1.79	0.65
2:A:12:ASP:OD2	2:A:13:LYS:N	2.30	0.65
2:A:52:THR:HG23	2:A:55:ASP:H	1.62	0.65
2:A:172:ALA:HB2	2:A:184:ALA:HB3	1.78	0.65
27:Z:4:GLU:OE2	27:Z:4:GLU:N	2.25	0.65
27:Z:4:GLU:O	27:Z:7:PHE:N	2.30	0.65

*Continued on next page...*

*Continued from previous page...*

Atom-1	Atom-2	Interatomic distance (Å)	Clash overlap (Å)
1:2:1328:C:H2'	1:2:1329:G:H8	1.61	0.65
11:J:57:LEU:HG	11:J:118:GLY:HA2	1.78	0.65
12:K:135:ARG:NH2	31:4:33:U:OP2	2.30	0.65
33:7:24:THR:HG21	33:7:186:LEU:HA	1.77	0.65
33:7:364:SER:HB3	33:7:384:ARG:HH12	1.61	0.65
35:9:69:ILE:HG22	35:9:70:ARG:HG3	1.79	0.65
1:2:525:U:O4	40:2:1705:HOH:O	2.11	0.65
1:2:1321:G:N2	1:2:1347:G:N3	2.45	0.65
5:D:46:THR:O	5:D:50:ASN:ND2	2.29	0.65
5:D:94:SER:HG	7:F:161:ARG:HH21	1.42	0.65
33:7:50:GLY:HA3	33:7:93:ASP:HB2	1.79	0.65
1:2:1198:U:H3	1:2:1296:C:H6	1.44	0.65
16:O:57:GLU:OE1	16:O:57:GLU:N	2.20	0.65
27:Z:82:VAL:HG12	27:Z:83:GLN:H	1.61	0.65
33:7:317:THR:HG22	33:7:318:LEU:H	1.61	0.65
1:2:1386:C:H2'	1:2:1387:A:C8	2.32	0.65
33:7:24:THR:HB	33:7:185:ALA:HB1	1.78	0.65
6:E:57:LYS:HG3	6:E:58:THR:HG23	1.79	0.64
7:F:128:CYS:SG	7:F:139:HIS:CE1	2.90	0.64
1:2:306:G:N2	1:2:309:A:OP2	2.30	0.64
1:2:344:C:H2'	1:2:345:C:C6	2.32	0.64
1:2:1468:A:C4	1:2:1469:6MZ:H8	2.33	0.64
8:G:68:ASP:OD1	8:G:108:ARG:NE	2.30	0.64
16:O:80:ASN:HB2	16:O:92:HIS:CG	2.32	0.64
28:O:7:LYS:O	28:O:13:ARG:NH1	2.28	0.64
32:6:77:ASP:H	32:6:79:ARG:HH12	1.44	0.64
1:2:1287:G:OP2	21:T:33:ARG:NH2	2.30	0.64
21:T:109:THR:HG23	21:T:110:ARG:HG3	1.79	0.64
29:3:116:MET:O	29:3:120:GLU:HG2	1.98	0.64
11:J:76:ARG:NH1	11:J:77:ILE:O	2.30	0.64
1:2:379:4AC:N4	1:2:400:G:O6	2.29	0.64
1:2:582:G:C2	1:2:583:G:C8	2.84	0.64
1:2:949:A:OP1	40:2:1709:HOH:O	2.14	0.64
13:L:6:ILE:HG22	13:L:98:ILE:HG12	1.79	0.64
19:R:34:PHE:HD1	19:R:51:ARG:HE	1.43	0.64
33:7:130:ARG:HH21	33:7:340:VAL:HA	1.63	0.64
1:2:224:G:O2'	1:2:225:C:O5'	2.15	0.64
1:2:543:G:OP1	40:2:1708:HOH:O	2.14	0.64
1:2:632:A:N7	1:2:691:G:N2	2.34	0.64
1:2:710:A:H2'	1:2:711:A:H8	1.61	0.64
1:2:1007:C:H2'	1:2:1008:G:C8	2.31	0.64

*Continued on next page...*



*Continued from previous page...*

Atom-1	Atom-2	Interatomic distance (Å)	Clash overlap (Å)
1:2:1309:C:O2'	9:H:175:ARG:NH1	2.31	0.64
11:J:108:ALA:HA	11:J:125:LEU:H	1.62	0.64
13:L:53:PRO:O	17:P:40:ARG:NH2	2.31	0.64
1:2:407:C:H2'	1:2:408:C:H6	1.62	0.64
1:2:915:U:OP1	40:2:1710:HOH:O	2.15	0.64
1:2:1086:C:H2'	1:2:1087:C:C6	2.33	0.64
1:2:1347:G:O2'	1:2:1348:A:O5'	2.13	0.64
19:R:41:ASP:OD1	19:R:41:ASP:N	2.24	0.64
21:T:12:THR:HG1	21:T:15:GLN:H	1.46	0.64
21:T:32:GLN:HG3	21:T:71:ILE:HD13	1.79	0.64
33:7:65:PRO:O	33:7:67:ALA:N	2.30	0.64
1:2:128:C:O2'	1:2:271:A:N3	2.24	0.64
1:2:833:G:H2'	1:2:834:G:C8	2.33	0.64
1:2:1440:C:H2'	1:2:1441:U:C6	2.32	0.64
1:2:1475:U:O2'	1:2:1476:A:O5'	2.10	0.64
9:H:195:ASP:OD1	9:H:197:LYS:N	2.30	0.64
10:I:113:HIS:HA	10:I:116:ALA:HB3	1.80	0.64
1:2:57:U:O2	1:2:370:C:O2'	2.15	0.64
1:2:164:G:H2'	1:2:165:G:H8	1.62	0.64
1:2:1041:4AC:O7	1:2:1041:4AC:H5	1.97	0.64
16:O:55:THR:OG1	16:O:56:ASP:N	2.30	0.64
27:Z:57:ARG:O	27:Z:60:ARG:NE	2.30	0.64
35:9:196:ILE:O	35:9:200:ILE:HG12	1.98	0.64
1:2:368:C:H2'	1:2:369:G:C8	2.33	0.64
1:2:703:4AC:O7	1:2:703:4AC:H5	1.98	0.64
23:V:46:LEU:HB3	23:V:71:TYR:CE1	2.33	0.64
1:2:209:A:O2'	1:2:210:A:O5'	2.16	0.63
1:2:1236:C:OP2	22:U:71:GLU:HB2	1.97	0.63
9:H:141:PHE:CZ	25:X:65:ARG:HD3	2.32	0.63
33:7:132:HIS:O	33:7:136:LEU:HG	1.98	0.63
33:7:254:LYS:NZ	33:7:321:ALA:O	2.31	0.63
33:7:279:ILE:HG21	33:7:289:ALA:HB2	1.80	0.63
1:2:268:G:P	11:J:113:ARG:HE	2.21	0.63
1:2:521:C:H2'	1:2:522:C:C6	2.33	0.63
1:2:854:C:H2'	1:2:855:U:H6	1.62	0.63
29:3:20:LEU:HD21	29:3:81:PRO:HD2	1.79	0.63
1:2:323:G:H2'	1:2:324:A:C8	2.33	0.63
1:2:793:C:H4'	10:I:13:HIS:ND1	2.13	0.63
2:A:120:VAL:HG12	2:A:189:ILE:HG12	1.80	0.63
21:T:40:LEU:HB2	21:T:45:LYS:HE3	1.79	0.63
24:W:15:PHE:HB2	24:W:64:LEU:HG	1.80	0.63

*Continued on next page...*

*Continued from previous page...*

Atom-1	Atom-2	Interatomic distance (Å)	Clash overlap (Å)
1:2:37:C:H2'	1:2:38:A:C8	2.34	0.63
1:2:818:C:H2'	1:2:819:G:H8	1.63	0.63
17:P:39:CYS:HB2	17:P:42:CYS:SG	2.38	0.63
31:4:44:A:H3'	31:4:45:G:H8	1.63	0.63
11:J:38:ALA:HB3	11:J:59:ALA:HB1	1.81	0.63
29:3:69:LEU:O	29:3:73:LYS:NZ	2.31	0.63
2:A:185:GLU:OE1	2:A:185:GLU:N	2.32	0.63
7:F:56:GLU:N	7:F:56:GLU:OE2	2.31	0.63
19:R:14:GLU:HG3	19:R:15:LYS:H	1.62	0.63
26:Y:6:LYS:HG3	26:Y:7:LEU:HG	1.81	0.63
33:7:97:HIS:HB3	33:7:99:VAL:HG12	1.80	0.63
33:7:167:LYS:O	33:7:171:LYS:HG2	1.97	0.63
1:2:333:G:N2	1:2:335:G:H3'	2.13	0.63
1:2:354:C:O2	1:2:355:G:N2	2.31	0.63
1:2:1131:A:N6	1:2:1154:A:N7	2.46	0.63
1:2:1402:A:H2'	1:2:1403:G:H8	1.63	0.63
16:O:76:ARG:NH1	16:O:90:ASP:OD2	2.32	0.63
33:7:98:GLU:HB3	33:7:404:ARG:HG2	1.80	0.63
1:2:512:G:P	5:D:37:ASN:HB2	2.39	0.63
1:2:1182:C:H2'	1:2:1183:C:H6	1.63	0.63
2:A:48:VAL:O	14:M:34:THR:OG1	2.16	0.63
1:2:66:C:H2'	1:2:67:G:H8	1.62	0.63
1:2:1396:G:H22	1:2:1448:C:H1'	1.63	0.63
5:D:78:LYS:NZ	5:D:85:GLU:O	2.23	0.63
5:D:171:ILE:HG22	5:D:175:LYS:NZ	2.14	0.63
12:K:70:GLY:O	12:K:73:GLY:N	2.31	0.63
32:6:94:LEU:HG	32:6:99:LYS:HB2	1.79	0.63
33:7:26:VAL:HA	33:7:29:ILE:HG12	1.81	0.63
7:F:20:THR:HG22	7:F:21:LYS:H	1.64	0.62
30:5:823:C:H4'	32:6:57:ARG:HG3	1.80	0.62
33:7:163:TYR:OH	34:8:3:SER:O	2.14	0.62
3:B:44:ASP:OD2	3:B:47:LYS:NZ	2.33	0.62
31:4:74:C:N4	33:7:33:TRP:NE1	2.44	0.62
33:7:162:GLN:O	33:7:166:ILE:HG13	1.98	0.62
35:9:185:VAL:HG22	35:9:261:ILE:HG12	1.81	0.62
1:2:442:A:H2'	1:2:443:G:H8	1.62	0.62
6:E:164:VAL:HG12	6:E:176:VAL:HG22	1.81	0.62
14:M:40:SER:OG	14:M:70:GLU:OE1	2.13	0.62
18:Q:83:GLU:HG2	18:Q:88:ALA:HB2	1.80	0.62
31:4:10:G:N2	31:4:26:G:H1'	2.15	0.62
32:6:28:VAL:HG22	32:6:39:VAL:HG12	1.80	0.62

*Continued on next page...*

*Continued from previous page...*

Atom-1	Atom-2	Interatomic distance (Å)	Clash overlap (Å)
33:7:360:SER:HA	33:7:365:THR:HA	1.80	0.62
1:2:872:A:O2'	1:2:1482:A:OP1	2.18	0.62
1:2:1280:A:H3'	1:2:1281:U:H6	1.64	0.62
17:P:31:ILE:HG22	17:P:33:ILE:H	1.63	0.62
31:4:8:4SU:O2'	31:4:13:C:N4	2.32	0.62
32:6:68:ILE:HG12	32:6:84:TYR:O	2.00	0.62
33:7:130:ARG:NH2	33:7:340:VAL:HA	2.15	0.62
33:7:256:LEU:HD12	33:7:257:PRO:HA	1.81	0.62
1:2:582:G:C4	1:2:591:G:N2	2.67	0.62
1:2:1062:U:C2	1:2:1063:G:C8	2.86	0.62
1:2:1386:C:H2'	1:2:1387:A:H8	1.65	0.62
1:2:1450:U:H2'	1:2:1451:G:H5'	1.80	0.62
7:F:150:GLY:HA3	7:F:196:ASN:ND2	2.15	0.62
9:H:18:MET:HE1	9:H:105:LYS:HB2	1.81	0.62
18:Q:27:GLU:OE1	18:Q:27:GLU:N	2.32	0.62
35:9:254:GLY:HA3	35:9:261:ILE:HD12	1.80	0.62
1:2:263:G:C2	1:2:264:G:C8	2.88	0.62
1:2:343:U:H4'	8:G:104:LYS:HE3	1.81	0.62
1:2:511:4AC:O7	1:2:511:4AC:H5	1.99	0.62
1:2:691:G:H2'	1:2:692:G:H8	1.64	0.62
1:2:1453:G:OP2	33:7:352:ARG:NH1	2.33	0.62
5:D:123:GLN:HE21	5:D:127:HIS:CE1	2.17	0.62
27:Z:4:GLU:H	27:Z:4:GLU:CD	2.03	0.62
33:7:115:ILE:HG12	33:7:145:ILE:HB	1.80	0.62
1:2:185:G:H2'	1:2:186:G:C8	2.35	0.62
1:2:255:A:N1	1:2:287:G:O2'	2.32	0.62
1:2:269:G:O2'	1:2:270:U:O4'	2.18	0.62
1:2:458:G:H3'	1:2:459:G:C8	2.35	0.62
1:2:914:G:N2	12:K:131:GLN:HE22	1.98	0.62
1:2:991:G:H3'	1:2:992:U:H6	1.64	0.62
1:2:1133:U:O5'	20:S:5:ARG:NH2	2.28	0.62
1:2:1219:G:C4	1:2:1220:G:C8	2.88	0.62
7:F:20:THR:N	7:F:46:GLU:OE2	2.33	0.62
1:2:82:C:H2'	1:2:83:C:H6	1.64	0.62
1:2:485:C:OP1	32:6:54:LYS:NZ	2.30	0.62
1:2:914:G:H21	12:K:131:GLN:HE22	1.47	0.62
8:G:98:GLU:HB3	8:G:101:GLU:OE2	2.00	0.62
15:N:84:VAL:HG12	15:N:85:THR:H	1.64	0.62
29:3:101:ILE:HD11	29:3:104:PRO:HB3	1.80	0.62
33:7:183:VAL:HG11	33:7:194:LEU:HB2	1.80	0.62
1:2:55:A:C6	1:2:315:A:C5	2.88	0.62

*Continued on next page...*

*Continued from previous page...*

Atom-1	Atom-2	Interatomic distance (Å)	Clash overlap (Å)
1:2:467:G:H2'	1:2:468:C:O4'	2.00	0.62
1:2:519:G:H2'	1:2:520:G:H8	1.65	0.62
1:2:648:4AC:N3	1:2:677:G:N1	2.48	0.62
1:2:1395:G:N3	1:2:1449:G:N1	2.48	0.62
1:2:1419:C:OP1	8:G:64:ARG:NH1	2.33	0.62
2:A:132:THR:O	2:A:135:GLU:N	2.29	0.62
5:D:58:LEU:O	5:D:70:ARG:NH2	2.29	0.62
33:7:144:LEU:HD23	33:7:178:VAL:HG21	1.81	0.62
5:D:139:SER:OG	5:D:142:TYR:HB2	2.00	0.62
24:W:30:PHE:HD2	24:W:32:HIS:H	1.47	0.62
1:2:636:4AC:O7	1:2:636:4AC:H5	2.00	0.61
1:2:1131:A:H62	1:2:1151:G:N2	1.97	0.61
6:E:86:GLY:N	6:E:89:ASP:OD2	2.24	0.61
6:E:116:SER:OG	6:E:117:GLU:N	2.33	0.61
13:L:4:ALA:HA	13:L:100:LEU:HA	1.81	0.61
1:2:127:A:OP2	1:2:196:G:N2	2.30	0.61
1:2:981:C:N3	26:Y:37:ARG:NH2	2.46	0.61
1:2:1392:A:O2'	1:2:1393:G:H8	1.83	0.61
2:A:11:LYS:O	2:A:15:LYS:N	2.28	0.61
19:R:15:LYS:HD2	19:R:24:HIS:CD2	2.34	0.61
1:2:96:C:H2'	1:2:97:A:H8	1.65	0.61
1:2:718:4AC:C7	1:2:719:G:H1	2.12	0.61
1:2:996:G:O2'	1:2:997:C:O4'	2.18	0.61
1:2:1086:C:H2'	1:2:1087:C:H6	1.65	0.61
3:B:36:ARG:NH2	3:B:38:ASP:OD2	2.33	0.61
8:G:34:ILE:HG23	8:G:63:ILE:HB	1.83	0.61
16:O:99:ASP:OD1	16:O:99:ASP:N	2.28	0.61
29:3:74:GLU:HG2	29:3:75:ILE:H	1.66	0.61
29:3:85:GLU:N	29:3:85:GLU:OE1	2.32	0.61
33:7:105:LEU:HD21	33:7:135:ALA:HB1	1.82	0.61
1:2:394:4AC:N4	1:2:395:G:O6	2.33	0.61
1:2:854:C:H2'	1:2:855:U:C6	2.35	0.61
1:2:1392:A:O2'	1:2:1393:G:O5'	2.17	0.61
10:I:55:ASP:N	10:I:55:ASP:OD1	2.32	0.61
33:7:353:ALA:HB1	33:7:370:VAL:HG13	1.83	0.61
1:2:1217:G:O2'	22:U:43:ARG:HD2	2.00	0.61
2:A:47:ARG:HD3	14:M:34:THR:HG21	1.82	0.61
31:4:14:A:N6	31:4:15:G:N3	2.48	0.61
1:2:302:C:H1'	5:D:2:GLY:N	2.15	0.61
1:2:303:4AC:HM72	1:2:313:G:O6	1.99	0.61
1:2:1365:U:H2'	1:2:1366:G:N7	2.15	0.61

*Continued on next page...*

*Continued from previous page...*

Atom-1	Atom-2	Interatomic distance (Å)	Clash overlap (Å)
5:D:135:GLN:OE1	5:D:136:ILE:N	2.33	0.61
7:F:63:GLN:HA	7:F:89:VAL:HG12	1.82	0.61
15:N:6:ALA:HB3	15:N:7:PRO:HD3	1.81	0.61
23:V:88:ILE:HG13	23:V:93:ILE:HD11	1.80	0.61
32:6:49:CYS:SG	32:6:50:ARG:N	2.74	0.61
1:2:946:G:O2'	1:2:947:G:OP2	2.16	0.61
1:2:1085:C:H2'	1:2:1086:C:H6	1.66	0.61
1:2:1217:G:H4'	22:U:43:ARG:HE	1.66	0.61
18:Q:102:ALA:HB2	18:Q:125:ILE:HG21	1.82	0.61
24:W:45:THR:OG1	24:W:47:VAL:O	2.18	0.61
33:7:148:GLN:OE1	34:8:7:TYR:OH	2.13	0.61
1:2:164:G:H2'	1:2:165:G:C8	2.36	0.61
1:2:208:G:H2'	1:2:208:G:N3	2.15	0.61
1:2:620:U:C5	10:I:57:ARG:HB2	2.36	0.61
23:V:46:LEU:HB3	23:V:71:TYR:CD1	2.35	0.61
33:7:325:VAL:HB	33:7:385:PRO:CB	2.27	0.61
33:7:382:LEU:HD23	33:7:384:ARG:O	2.00	0.61
1:2:479:4AC:N4	1:2:504:G:O6	2.30	0.61
1:2:548:U:OP2	1:2:725:G:N1	2.32	0.61
1:2:790:G:C2	1:2:791:G:C8	2.88	0.61
1:2:1000:G:H2'	29:3:38:GLU:OE2	2.01	0.61
25:X:67:ILE:HD13	25:X:70:ARG:HA	1.82	0.61
1:2:714:G:N2	1:2:716:U:C4	2.69	0.61
1:2:1091:U:O2	1:2:1254:A:H2'	2.00	0.61
1:2:1138:G:H1	1:2:1146:C:H42	1.49	0.61
5:D:17:PRO:HG2	5:D:18:TRP:CE3	2.36	0.61
7:F:149:GLU:OE2	7:F:150:GLY:N	2.31	0.61
13:L:92:GLU:OE2	13:L:92:GLU:N	2.29	0.61
16:O:33:ILE:O	16:O:36:ALA:N	2.31	0.61
17:P:10:LYS:HD3	17:P:11:PRO:HD2	1.83	0.61
21:T:84:HIS:CD2	21:T:86:GLY:H	2.19	0.61
25:X:67:ILE:HG12	25:X:68:LYS:H	1.66	0.61
29:3:71:GLU:OE1	29:3:71:GLU:N	2.33	0.61
1:2:148:A:C5	1:2:149:A:C8	2.89	0.60
1:2:247:G:H2'	1:2:248:G:C8	2.37	0.60
1:2:487:G:OP1	15:N:92:GLY:N	2.30	0.60
1:2:1457:G:H2'	1:2:1458:G:H8	1.66	0.60
2:A:73:ASP:OD1	2:A:74:VAL:N	2.34	0.60
11:J:79:ARG:NH1	11:J:102:GLU:OE2	2.33	0.60
15:N:9:GLY:O	19:R:62:ARG:NE	2.33	0.60
31:4:9:G:O4'	31:4:46:A:H1'	2.00	0.60

*Continued on next page...*

*Continued from previous page...*

Atom-1	Atom-2	Interatomic distance (Å)	Clash overlap (Å)
31:4:76:A:H62	33:7:234:LYS:HE2	1.66	0.60
1:2:303:4AC:O7	1:2:303:4AC:H5	2.01	0.60
9:H:22:SER:OG	9:H:24:GLU:OE1	2.19	0.60
13:L:7:LYS:NZ	13:L:99:GLU:OE1	2.25	0.60
26:Y:47:GLU:OE1	26:Y:47:GLU:N	2.33	0.60
1:2:315:A:OP2	40:2:1712:HOH:O	2.16	0.60
1:2:1392:A:O2'	1:2:1393:G:O4'	2.19	0.60
10:I:28:LYS:HB3	10:I:29:PRO:HD3	1.84	0.60
25:X:18:THR:HG22	25:X:19:GLY:H	1.65	0.60
29:3:37:ASN:HD21	29:3:62:ILE:HG21	1.63	0.60
33:7:19:ASP:H	39:7:502:GNP:HNB3	1.49	0.60
1:2:627:G:C2	1:2:628:G:C5	2.89	0.60
1:2:666:C:C2	1:2:667:U:C5	2.90	0.60
1:2:1093:C:H42	1:2:1119:C:H41	1.48	0.60
1:2:1381:C:H2'	1:2:1382:A:H8	1.65	0.60
1:2:1466:G:N1	1:2:1467:UR3:H3U2	2.16	0.60
26:Y:39:ALA:HA	26:Y:45:TYR:O	2.00	0.60
30:5:811:U:C2	30:5:812:G:C8	2.88	0.60
1:2:366:G:OP2	40:2:1713:HOH:O	2.16	0.60
1:2:476:G:N1	1:2:506:C:N3	2.37	0.60
1:2:582:G:N1	1:2:583:G:N7	2.50	0.60
1:2:911:G:P	9:H:156:ARG:HH22	2.24	0.60
6:E:216:GLU:HG2	6:E:217:ASP:O	2.01	0.60
14:M:133:ARG:HB3	14:M:136:ARG:HH11	1.66	0.60
31:4:50:U:O2	31:4:64:G:O6	2.19	0.60
32:6:95:LEU:O	32:6:98:GLY:N	2.33	0.60
1:2:69:G:C6	1:2:103:G:N1	2.70	0.60
1:2:559:G:C6	1:2:614:G:C6	2.90	0.60
1:2:1279:G:H1	1:2:1305:G:HO2'	1.48	0.60
1:2:1339:C:H2'	1:2:1340:G:H8	1.67	0.60
2:A:23:TYR:HE1	2:A:32:GLU:HB2	1.67	0.60
14:M:22:SER:HG	14:M:25:ASN:H	1.47	0.60
29:3:70:CYS:HA	29:3:75:ILE:HG21	1.82	0.60
1:2:69:G:C4	1:2:103:G:N2	2.70	0.60
1:2:817:U:P	2:A:128:ARG:HH22	2.24	0.60
1:2:914:G:H2'	1:2:915:U:C6	2.37	0.60
12:K:3:ILE:HG22	12:K:20:ARG:HB3	1.82	0.60
12:K:7:THR:OG1	12:K:8:GLY:N	2.33	0.60
13:L:10:SER:OG	13:L:11:THR:N	2.35	0.60
23:V:86:ILE:HG23	23:V:87:LEU:HD12	1.82	0.60
28:0:34:ARG:HB3	33:7:371:THR:OG1	2.01	0.60

*Continued on next page...*

*Continued from previous page...*

Atom-1	Atom-2	Interatomic distance (Å)	Clash overlap (Å)
1:2:1353:G:O2'	1:2:1354:U:O4'	2.19	0.60
5:D:165:HIS:O	5:D:168:ARG:N	2.35	0.60
33:7:240:GLY:O	33:7:294:LEU:CA	2.42	0.60
34:8:125:ILE:HD12	34:8:134:THR:HG23	1.84	0.60
1:2:1221:G:OP1	22:U:57:SER:OG	2.16	0.60
1:2:1491:U:H2'	1:2:1492:A:H8	1.66	0.60
9:H:66:ARG:HA	9:H:69:ASN:HD21	1.66	0.60
15:N:139:LYS:HD2	15:N:141:ARG:HH11	1.67	0.60
18:Q:90:GLU:OE1	18:Q:90:GLU:N	2.33	0.60
19:R:73:HIS:HA	19:R:98:LYS:HZ2	1.67	0.60
33:7:329:ILE:HG21	33:7:386:VAL:HG11	1.83	0.60
1:2:886:A:C5	1:2:887:G:C8	2.89	0.60
1:2:1068:C:OP1	3:B:95:ARG:NH2	2.35	0.60
1:2:1391:G:H21	33:7:352:ARG:NE	2.00	0.60
33:7:15:VAL:HB	33:7:132:HIS:ND1	2.17	0.60
33:7:68:TYR:HB2	33:7:192:ASP:OD1	2.02	0.60
1:2:126:A:C6	1:2:194:A:N7	2.69	0.59
1:2:1316:C:H1'	12:K:131:GLN:NE2	2.17	0.59
7:F:143:PHE:HB2	10:I:95:PRO:HB2	1.83	0.59
8:G:28:LYS:O	8:G:32:LYS:NZ	2.34	0.59
11:J:86:ASN:OD1	11:J:87:ARG:N	2.35	0.59
29:3:23:VAL:HB	29:3:89:ALA:HB1	1.84	0.59
31:4:34:C:C2	31:4:35:A:C8	2.90	0.59
33:7:58:VAL:HG23	33:7:86:LEU:HD11	1.83	0.59
33:7:163:TYR:HB2	34:8:7:TYR:CZ	2.36	0.59
1:2:55:A:C6	1:2:315:A:C6	2.90	0.59
1:2:433:C:H2'	1:2:434:U:C6	2.37	0.59
1:2:1114:G:C2	1:2:1115:G:C5	2.90	0.59
1:2:1148:G:H2'	1:2:1149:G:C8	2.37	0.59
1:2:1211:C:C2	1:2:1310:U:H5	2.20	0.59
1:2:1283:G:OP1	16:O:116:ARG:NH2	2.35	0.59
1:2:1321:G:N7	12:K:112:ARG:NE	2.50	0.59
33:7:327:TRP:NE1	33:7:382:LEU:O	2.29	0.59
1:2:347:G:N1	1:2:348:G:N7	2.50	0.59
1:2:474:A:C2	5:D:18:TRP:NE1	2.69	0.59
1:2:648:4AC:O7	1:2:648:4AC:H5	2.03	0.59
1:2:991:G:C5	1:2:992:U:C4	2.91	0.59
1:2:1324:C:OP1	12:K:124:LYS:NZ	2.34	0.59
1:2:1452:A:C8	33:7:352:ARG:NE	2.66	0.59
35:9:61:ASN:HB2	35:9:62:ARG:HH21	1.67	0.59
1:2:666:C:H2'	1:2:667:U:C6	2.37	0.59

*Continued on next page...*

*Continued from previous page...*

Atom-1	Atom-2	Interatomic distance (Å)	Clash overlap (Å)
1:2:1171:G:C2	1:2:1172:G:C8	2.90	0.59
1:2:1235:A:H62	1:2:1248:G:H21	1.49	0.59
1:2:1453:G:H21	33:7:354:LYS:HG3	1.68	0.59
1:2:352:U:H3'	1:2:354:C:N4	2.18	0.59
1:2:911:G:C2	1:2:912:G:N7	2.71	0.59
1:2:1476:A:C5	1:2:1499:G:C2	2.90	0.59
31:4:60:U:P	31:4:61:C:H41	2.25	0.59
33:7:51:TYR:CE1	33:7:90:SER:HB2	2.38	0.59
1:2:85:U:H1'	1:2:89:G:N2	2.18	0.59
1:2:637:G:N1	1:2:703:4AC:N3	2.40	0.59
1:2:825:U:H5	1:2:842:U:H5	1.49	0.59
1:2:873:G:H2'	1:2:874:G:H8	1.67	0.59
1:2:966:C:H2'	1:2:967:G:C8	2.37	0.59
5:D:130:ILE:HG22	5:D:131:GLU:H	1.68	0.59
18:Q:145:ASP:O	18:Q:147:ARG:NH1	2.35	0.59
1:2:116:A:C5	1:2:118:A:C5	2.89	0.59
1:2:337:C:OP2	11:J:25:LYS:N	2.36	0.59
1:2:1036:C:H2'	1:2:1037:G:H8	1.66	0.59
6:E:179:PHE:HE2	6:E:202:ILE:HD11	1.67	0.59
1:2:31:G:C2	1:2:32:G:C8	2.90	0.59
1:2:1140:G:N2	1:2:1143:A:OP2	2.32	0.59
1:2:1278:G:H21	1:2:1307:A:H62	1.48	0.59
1:2:1311:G:P	9:H:85:PHE:H	2.26	0.59
1:2:1331:G:N2	1:2:1340:G:C4	2.71	0.59
3:B:166:LEU:HG	3:B:170:ILE:HD11	1.84	0.59
22:U:56:ALA:O	22:U:59:LEU:N	2.36	0.59
35:9:204:LEU:HG	35:9:217:ILE:HG21	1.83	0.59
1:2:126:A:N7	1:2:194:A:N6	2.51	0.59
1:2:305:U:OP2	5:D:8:ARG:NH1	2.35	0.59
1:2:1148:G:H2'	1:2:1149:G:H8	1.67	0.59
1:2:1509:U:N3	30:5:805:U:O4	2.35	0.59
2:A:24:ALA:HB3	2:A:31:VAL:H	1.67	0.59
23:V:33:ARG:HH22	23:V:89:ARG:HE	1.51	0.59
31:4:43:A:H2'	31:4:44:A:C8	2.38	0.59
33:7:323:VAL:HG12	33:7:389:TRP:HA	1.84	0.59
35:9:20:LYS:HD3	35:9:30:SER:OG	2.02	0.59
1:2:162:G:H2'	1:2:163:G:H8	1.67	0.59
1:2:163:G:H5'	8:G:65:GLY:HA3	1.85	0.59
1:2:183:U:O4'	11:J:121:ASN:ND2	2.35	0.59
1:2:437:U:N3	1:2:462:U:N3	2.50	0.59
1:2:1402:A:H2'	1:2:1403:G:C8	2.37	0.59

*Continued on next page...*



*Continued from previous page...*

Atom-1	Atom-2	Interatomic distance (Å)	Clash overlap (Å)
10:I:90:GLU:OE2	10:I:113:HIS:NE2	2.36	0.59
21:T:12:THR:OG1	21:T:15:GLN:N	2.23	0.59
25:X:8:PRO:HB2	25:X:32:LEU:HD21	1.83	0.59
1:2:337:C:H4'	1:2:338:A:C5'	2.33	0.58
1:2:1150:A:H3'	1:2:1151:G:H8	1.68	0.58
1:2:1452:A:H2	33:7:373:VAL:HB	1.65	0.58
8:G:87:LEU:HD12	8:G:104:LYS:HZ3	1.68	0.58
33:7:145:ILE:HD11	33:7:202:ILE:HG13	1.84	0.58
1:2:638:G:C5	1:2:639:G:C8	2.91	0.58
1:2:775:G:H8	1:2:775:G:OP2	1.87	0.58
1:2:955:A:H8	1:2:1175:A:C6	2.21	0.58
1:2:1505:C:N3	30:5:810:G:N1	2.51	0.58
3:B:169:TRP:HD1	3:B:195:PHE:CE2	2.18	0.58
35:9:31:LEU:O	35:9:36:GLY:CA	2.51	0.58
1:2:55:A:C5	1:2:315:A:C6	2.92	0.58
1:2:338:A:H2'	1:2:341:G:O6	2.04	0.58
1:2:390:A:H2'	1:2:391:A:H8	1.68	0.58
1:2:758:G:H2'	1:2:759:A:H8	1.68	0.58
1:2:833:G:H2'	1:2:834:G:H8	1.66	0.58
1:2:1239:4AC:N4	1:2:1244:G:O6	2.33	0.58
1:2:1279:G:O2'	1:2:1305:G:N2	2.34	0.58
1:2:1396:G:N1	1:2:1448:C:H1'	2.17	0.58
1:2:1481:U:H2'	1:2:1482:A:C8	2.34	0.58
5:D:94:SER:OG	7:F:161:ARG:NH2	2.21	0.58
13:L:83:ARG:O	13:L:87:ARG:NH1	2.37	0.58
24:W:29:VAL:HG12	24:W:30:PHE:H	1.67	0.58
31:4:17:C:H5''	31:4:17(A):U:H3'	1.84	0.58
31:4:29:G:N3	31:4:30:G:C8	2.71	0.58
1:2:278:C:H2'	1:2:279:A:C8	2.38	0.58
1:2:1117:G:C5	1:2:1118:G:N1	2.71	0.58
1:2:1492:A:H5''	1:2:1493:C:OP2	2.03	0.58
2:A:122:ALA:HB2	2:A:186:ILE:HG23	1.85	0.58
19:R:11:PRO:HB3	19:R:23:TRP:CZ3	2.37	0.58
27:Z:36:LYS:HB3	27:Z:43:LYS:HE3	1.84	0.58
33:7:133:PHE:HD1	33:7:136:LEU:HD12	1.68	0.58
1:2:620:U:O2'	1:2:621:G:O5'	2.19	0.58
1:2:803:G:H2'	1:2:804:G:O4'	2.03	0.58
1:2:838:C:H2'	1:2:839:4AC:H5	1.84	0.58
1:2:1247:G:C4	1:2:1248:G:H1'	2.38	0.58
1:2:1323:A:H62	1:2:1347:G:N2	2.01	0.58
1:2:1388:C:H2'	1:2:1389:C:H6	1.67	0.58

*Continued on next page...*

*Continued from previous page...*

Atom-1	Atom-2	Interatomic distance (Å)	Clash overlap (Å)
21:T:93:GLU:N	21:T:93:GLU:OE2	2.37	0.58
1:2:1131:A:N6	1:2:1151:G:H22	2.00	0.58
1:2:1321:G:O6	12:K:10:ARG:NH2	2.33	0.58
16:O:105:ASP:HA	16:O:108:ARG:NH1	2.19	0.58
21:T:47:LEU:HD13	21:T:67:CYS:SG	2.43	0.58
30:5:812:G:C2	30:5:813:A:C4	2.90	0.58
31:4:16:C:H4'	31:4:60:U:H1'	1.84	0.58
32:6:42:GLU:HB2	32:6:104:PHE:CZ	2.39	0.58
33:7:28:ALA:HB1	33:7:191:ILE:HG13	1.86	0.58
33:7:179:PRO:HB3	33:7:201:TYR:CE2	2.39	0.58
1:2:163:G:H2'	1:2:164:G:C8	2.39	0.58
1:2:1239:4AC:O7	1:2:1239:4AC:H5	2.03	0.58
9:H:12:PRO:HG3	12:K:43:PHE:HE1	1.68	0.58
12:K:12:THR:N	12:K:113:ARG:HH12	2.01	0.58
15:N:63:LYS:HG2	15:N:118:ASP:O	2.04	0.58
33:7:357:LEU:HD22	33:7:399:ARG:HA	1.86	0.58
1:2:151:C:N3	1:2:165:G:N1	2.52	0.58
1:2:470:G:C2	1:2:471:G:N7	2.71	0.58
1:2:694:G:N2	1:2:698:G:C4	2.71	0.58
9:H:20:ARG:HB3	9:H:21:TRP:CE2	2.39	0.58
29:3:27:ARG:NH1	29:3:90:ALA:HA	2.16	0.58
1:2:190:C:H5'	6:E:155:LYS:HD2	1.85	0.58
1:2:488:C:H42	1:2:494:C:N4	2.01	0.58
1:2:1310:U:O2'	9:H:85:PHE:O	2.18	0.58
1:2:1359:G:C6	1:2:1360:C:C4	2.91	0.58
1:2:1398:G:O2'	1:2:1399:C:O5'	2.22	0.58
1:2:1453:G:H1'	33:7:353:ALA:O	2.04	0.58
2:A:14:TRP:CD1	2:A:15:LYS:HG2	2.39	0.58
27:Z:192:GLU:OE1	27:Z:192:GLU:N	2.37	0.58
32:6:55:LEU:C	32:6:57:ARG:H	2.07	0.58
35:9:235:ASN:HB2	35:9:238:GLU:HB3	1.86	0.58
1:2:14:U:H5	7:F:184:TRP:CD2	2.22	0.58
1:2:81:U:H2'	1:2:82:C:C6	2.39	0.58
1:2:407:C:H2'	1:2:408:C:C6	2.39	0.58
1:2:828:4AC:O7	1:2:828:4AC:H5	2.04	0.58
1:2:1038:U:O2'	3:B:103:ASN:OD1	2.21	0.58
1:2:1393:G:N3	33:7:375:LYS:HE3	2.19	0.58
33:7:135:ALA:O	33:7:139:ILE:HG12	2.03	0.58
1:2:140:A:H61	1:2:229:G:H1	0.64	0.57
1:2:173:C:H2'	1:2:174:C:H6	1.68	0.57
1:2:311:C:H2'	1:2:312:G:C8	2.34	0.57

*Continued on next page...*

*Continued from previous page...*

Atom-1	Atom-2	Interatomic distance (Å)	Clash overlap (Å)
1:2:705:G:H2'	1:2:706:C:H6	1.69	0.57
1:2:1292:A:OP2	21:T:38:ARG:NH2	2.37	0.57
1:2:1446:U:H2'	1:2:1447:C:C6	2.39	0.57
3:B:64:PRO:HB3	3:B:179:ARG:HH12	1.69	0.57
11:J:89:PHE:O	11:J:93:ASN:N	2.37	0.57
20:S:53:TYR:O	20:S:57:LEU:HG	2.04	0.57
27:Z:111:ARG:O	27:Z:115:ALA:CB	2.52	0.57
31:4:76:A:HO2'	38:7:501:MET:N	2.02	0.57
33:7:357:LEU:HD21	33:7:399:ARG:HG3	1.86	0.57
33:7:361:VAL:O	33:7:364:SER:N	2.28	0.57
34:8:3:SER:HB2	34:8:6:GLU:HB3	1.86	0.57
1:2:314:G:O2'	5:D:3:ASP:OD1	2.22	0.57
1:2:581:C:H2'	1:2:582:G:C8	2.34	0.57
1:2:731:4AC:H2'	1:2:732:G:H8	1.69	0.57
1:2:1136:C:N3	1:2:1148:G:N1	2.51	0.57
1:2:1378:5HM:H6	1:2:1378:5HM:H11	1.86	0.57
12:K:104:ARG:NE	12:K:108:VAL:HG21	2.18	0.57
1:2:144:G:N2	1:2:145:G:C4	2.72	0.57
1:2:336:A:O2'	1:2:337:C:O5'	2.21	0.57
1:2:838:C:H2'	1:2:839:4AC:H6	1.86	0.57
1:2:1220:G:O2'	22:U:10:ASP:OD1	2.21	0.57
2:A:46:ASN:HA	2:A:70:GLN:HE21	1.68	0.57
5:D:17:PRO:HG2	5:D:18:TRP:CZ3	2.38	0.57
14:M:133:ARG:HG2	14:M:136:ARG:HD3	1.85	0.57
16:O:87:THR:O	16:O:89:ARG:N	2.37	0.57
35:9:175:ARG:NH2	35:9:234:THR:O	2.37	0.57
1:2:389:G:N2	1:2:393:C:N3	2.53	0.57
1:2:474:A:N3	5:D:18:TRP:NE1	2.41	0.57
1:2:554:G:H1	1:2:619:U:H3	1.50	0.57
1:2:724:U:O4	1:2:725:G:N1	2.38	0.57
1:2:732:G:N2	1:2:779:G:H1'	2.20	0.57
1:2:749:A:H5'	1:2:750:C:OP2	2.05	0.57
1:2:1020:A:H62	1:2:1174:C:H42	1.50	0.57
1:2:1078:C:O2'	27:Z:156:ASN:ND2	2.37	0.57
7:F:114:ILE:HG22	7:F:118:LYS:NZ	2.19	0.57
12:K:28:ILE:O	12:K:31:LYS:N	2.29	0.57
21:T:8:TYR:HD2	21:T:9:ARG:HG2	1.69	0.57
33:7:367:LEU:HD12	33:7:368:GLY:H	1.69	0.57
1:2:951:C:C2	1:2:952:C:C6	2.92	0.57
8:G:115:GLU:OE1	8:G:115:GLU:N	2.38	0.57
1:2:170:U:O2	1:2:211:A:N6	2.38	0.57

*Continued on next page...*

*Continued from previous page...*

Atom-1	Atom-2	Interatomic distance (Å)	Clash overlap (Å)
1:2:391:A:H4'	6:E:67:ASN:HD22	1.69	0.57
1:2:480:G:C6	1:2:504:G:C6	2.93	0.57
1:2:1452:A:H2'	33:7:352:ARG:HB2	1.87	0.57
1:2:1460:G:H2'	1:2:1461:A:N3	2.19	0.57
1:2:633:G:O6	1:2:707:U:O2	2.22	0.57
9:H:215:ARG:OXT	25:X:62:ARG:NH2	2.37	0.57
12:K:47:GLU:OE2	12:K:102:TYR:OH	2.15	0.57
33:7:274:THR:OG1	33:7:275:LYS:N	2.38	0.57
35:9:204:LEU:HD21	35:9:246:ILE:HG23	1.86	0.57
1:2:155:G:H5''	8:G:5:LYS:NZ	2.20	0.57
1:2:372:A:C5	1:2:373:A2M:N7	2.72	0.57
1:2:424:C:O2	1:2:426:G:N2	2.38	0.57
1:2:484:G:H4'	1:2:485:C:H5''	1.87	0.57
8:G:68:ASP:HA	8:G:116:ILE:HD13	1.87	0.57
1:2:179:G:C2	1:2:180:G:C8	2.93	0.57
1:2:360:G:H4'	1:2:361:C:OP2	2.05	0.57
1:2:735:G:H2'	1:2:736:G:C8	2.38	0.57
1:2:934:G:C2	1:2:935:G:C8	2.93	0.57
1:2:1385:C:N4	1:2:1457:G:O6	2.37	0.57
1:2:1467:UR3:H5	30:5:820:U:H5'	1.86	0.57
13:L:43:LYS:O	13:L:68:ILE:N	2.28	0.57
22:U:67:PRO:HA	22:U:119:ARG:O	2.04	0.57
1:2:64:U:H2'	1:2:65:G:C8	2.39	0.57
5:D:129:HIS:ND1	5:D:158:SER:OG	2.32	0.57
31:4:74:C:H41	33:7:33:TRP:HE1	1.51	0.57
32:6:55:LEU:HD12	32:6:82:ILE:HG22	1.87	0.57
33:7:361:VAL:N	33:7:364:SER:O	2.38	0.57
1:2:193:G:H21	6:E:207:MET:HA	1.70	0.56
1:2:726:A:C8	1:2:727:G:C8	2.93	0.56
1:2:860:A:H2	1:2:861:G:N2	2.02	0.56
1:2:1342:G:P	13:L:63:ARG:HH12	2.27	0.56
2:A:12:ASP:O	2:A:16:LEU:N	2.38	0.56
7:F:50:ILE:HD11	7:F:118:LYS:HB3	1.86	0.56
9:H:17:VAL:HG12	9:H:18:MET:HG3	1.87	0.56
11:J:75:VAL:HG11	11:J:105:ILE:HD13	1.87	0.56
20:S:32:LYS:HG3	20:S:47:ARG:HH12	1.70	0.56
27:Z:111:ARG:O	27:Z:115:ALA:HB2	2.05	0.56
33:7:26:VAL:O	33:7:30:THR:OG1	2.11	0.56
33:7:53:GLU:OE1	33:7:88:ARG:NH1	2.37	0.56
1:2:426:G:H8	1:2:426:G:O5'	1.89	0.56
1:2:1195:G:C2	1:2:1196:G:C8	2.93	0.56

*Continued on next page...*

*Continued from previous page...*

Atom-1	Atom-2	Interatomic distance (Å)	Clash overlap (Å)
1:2:1328:C:H2'	1:2:1329:G:C8	2.38	0.56
7:F:50:ILE:HG13	7:F:51:ASP:N	2.20	0.56
7:F:114:ILE:HG22	7:F:118:LYS:HZ1	1.70	0.56
16:O:80:ASN:HB2	16:O:92:HIS:ND1	2.20	0.56
33:7:364:SER:HB3	33:7:384:ARG:NH1	2.20	0.56
1:2:17:4AC:O7	1:2:17:4AC:H5	2.04	0.56
1:2:651:G:C6	1:2:652:G:C2	2.94	0.56
1:2:690:U:O4	30:5:808:A:O2'	2.23	0.56
1:2:891:U:H2'	1:2:892:U:H6	1.70	0.56
1:2:935:G:O2'	1:2:1173:U:OP1	2.18	0.56
1:2:1002:C:H2'	1:2:1003:G:C8	2.39	0.56
1:2:1411:C:O2'	11:J:31:GLU:OE1	2.22	0.56
1:2:1443:G:H2'	1:2:1444:G:C8	2.40	0.56
1:2:1466:G:C6	1:2:1467:UR3:H3U2	2.40	0.56
1:2:1493:C:N4	1:2:1494:G:O6	2.39	0.56
2:A:111:THR:HA	2:A:117:LYS:HA	1.86	0.56
7:F:144:THR:HG22	7:F:157:ILE:HA	1.86	0.56
9:H:215:ARG:NH1	25:X:59:GLU:OE1	2.37	0.56
29:3:40:THR:HG23	29:3:41:LYS:H	1.70	0.56
33:7:256:LEU:HD23	33:7:315:ILE:HD11	1.88	0.56
1:2:190:C:H2'	1:2:191:U:C6	2.40	0.56
1:2:382:A:C2	1:2:383:A:C8	2.94	0.56
4:C:16:SER:OG	4:C:46:CYS:HB3	2.05	0.56
7:F:166:VAL:HG11	7:F:184:TRP:HD1	1.71	0.56
12:K:10:ARG:NH1	12:K:110:ASP:OD2	2.38	0.56
12:K:26:VAL:HA	12:K:62:ILE:O	2.05	0.56
23:V:18:GLU:OE1	23:V:18:GLU:N	2.34	0.56
33:7:318:LEU:HB2	33:7:321:ALA:HB2	1.87	0.56
1:2:79:C:H2'	1:2:80:G:H8	1.69	0.56
1:2:240:G:C2	1:2:241:G:C8	2.93	0.56
1:2:267:G:C2	1:2:268:G:C6	2.94	0.56
1:2:323:G:H2'	1:2:324:A:H8	1.69	0.56
1:2:338:A:C6	1:2:341:G:C2	2.93	0.56
2:A:12:ASP:CG	35:9:22:VAL:HB	2.26	0.56
6:E:20:TYR:HB2	6:E:52:TYR:OH	2.06	0.56
9:H:137:THR:OG1	9:H:138:SER:N	2.38	0.56
22:U:22:GLU:N	22:U:22:GLU:OE1	2.38	0.56
24:W:17:ARG:HD2	24:W:28:ILE:HG12	1.88	0.56
27:Z:39:PRO:O	27:Z:40:LEU:HG	2.05	0.56
33:7:269:TYR:CD1	33:7:385:PRO:HD2	2.40	0.56
1:2:79:C:H2'	1:2:80:G:C8	2.41	0.56

*Continued on next page...*

*Continued from previous page...*

Atom-1	Atom-2	Interatomic distance (Å)	Clash overlap (Å)
1:2:868:4AC:O7	1:2:868:4AC:H5	2.05	0.56
1:2:1290:G:O2'	1:2:1292:A:N7	2.30	0.56
1:2:1345:G:C4	1:2:1346:C:C5	2.93	0.56
1:2:1506:U:H2'	1:2:1507:C:C6	2.40	0.56
12:K:22:GLY:HA3	12:K:61:ASP:CG	2.26	0.56
14:M:43:SER:HB2	14:M:46:MET:HG3	1.88	0.56
32:6:72:TRP:O	32:6:74:VAL:N	2.38	0.56
1:2:243:C:H2'	1:2:244:G:H8	1.70	0.56
1:2:536:C:H2'	1:2:537:U:C6	2.40	0.56
1:2:710:A:H2'	1:2:711:A:C8	2.39	0.56
1:2:1065:U:OP2	3:B:95:ARG:HD3	2.06	0.56
1:2:1319:U:N3	1:2:1351:A:H2	2.04	0.56
3:B:138:VAL:HG23	3:B:152:LEU:HD23	1.87	0.56
31:4:76:A:N6	33:7:278:SER:HB2	2.20	0.56
35:9:15:LEU:HD11	35:9:31:LEU:HD22	1.87	0.56
1:2:145:G:N2	1:2:146:A:N1	2.53	0.56
1:2:286:4AC:O7	1:2:286:4AC:H5	2.04	0.56
1:2:441:G:H2'	1:2:442:A:H8	1.71	0.56
1:2:442:A:H2'	1:2:443:G:C8	2.41	0.56
1:2:445:G:OP2	23:V:33:ARG:NH1	2.38	0.56
1:2:691:G:H2'	1:2:692:G:C8	2.41	0.56
1:2:695:A:H2'	1:2:696:A:H8	1.70	0.56
1:2:717:C:OP2	18:Q:16:ARG:NH2	2.39	0.56
1:2:1121:C:O2	12:K:16:ARG:NH1	2.38	0.56
1:2:1234:G:HO2'	1:2:1257:C:HO2'	1.54	0.56
1:2:1323:A:H62	1:2:1347:G:H21	1.54	0.56
8:G:62:GLU:OE1	8:G:62:GLU:N	2.39	0.56
9:H:44:LEU:HD12	9:H:45:PRO:HD2	1.88	0.56
12:K:34:GLU:OE1	22:U:150:TYR:OH	2.24	0.56
22:U:21:LYS:HA	22:U:52:TYR:HE1	1.71	0.56
33:7:194:LEU:O	33:7:198:ILE:HG12	2.06	0.56
1:2:140:A:N6	1:2:229:G:N1	2.16	0.56
1:2:748:A:N6	1:2:769:A:N3	2.54	0.56
1:2:814:A:H1'	2:A:134:GLN:NE2	2.20	0.56
1:2:1068:C:C4	1:2:1069:G:N7	2.74	0.56
1:2:1449:G:H2'	1:2:1450:U:O4'	2.06	0.56
7:F:66:LEU:HD11	7:F:174:ILE:HD11	1.88	0.56
12:K:41:ALA:O	12:K:44:THR:N	2.29	0.56
19:R:59:LYS:HG2	19:R:60:TYR:CE2	2.41	0.56
25:X:33:GLU:HA	25:X:37:LYS:HG3	1.88	0.56
34:8:127:CYS:SG	34:8:128:LEU:N	2.78	0.56

*Continued on next page...*

*Continued from previous page...*

Atom-1	Atom-2	Interatomic distance (Å)	Clash overlap (Å)
1:2:516:G:C2	1:2:517:G:C8	2.94	0.56
1:2:1319:U:C2	1:2:1351:A:H2	2.24	0.56
12:K:10:ARG:HD3	12:K:76:GLU:HB3	1.86	0.56
25:X:12:ILE:HG12	25:X:29:VAL:HA	1.88	0.56
26:Y:10:VAL:HG23	26:Y:15:VAL:HG12	1.88	0.56
31:4:3:C:H2'	31:4:4:G:O4'	2.05	0.56
33:7:275:LYS:HB2	33:7:300:TYR:CE2	2.40	0.56
35:9:123:GLU:HA	35:9:127:TRP:HD1	1.71	0.56
1:2:185:G:C4	1:2:186:G:C8	2.94	0.55
1:2:437:U:O2	1:2:462:U:O2	2.23	0.55
1:2:1079:C:O2'	17:P:56:GLU:OE2	2.11	0.55
1:2:1321:G:N2	1:2:1347:G:H2'	2.20	0.55
1:2:1356:C:H2'	1:2:1357:C:H6	1.71	0.55
9:H:98:VAL:HG22	12:K:40:ILE:HD11	1.87	0.55
33:7:14:VAL:HG12	33:7:115:ILE:HB	1.89	0.55
1:2:868:4AC:H2'	1:2:869:G:H8	1.71	0.55
1:2:1133:U:OP1	20:S:5:ARG:NE	2.29	0.55
1:2:1453:G:C4	33:7:352:ARG:HD2	2.41	0.55
2:A:108:PHE:CE1	2:A:143:GLN:HB2	2.41	0.55
6:E:217:ASP:N	6:E:217:ASP:OD1	2.38	0.55
9:H:28:VAL:HG12	9:H:124:VAL:HG13	1.88	0.55
11:J:88:GLN:HB2	11:J:91:ARG:NH2	2.20	0.55
31:4:10:G:H2'	31:4:11:A:H8	1.70	0.55
1:2:838:C:H2'	1:2:839:4AC:C5	2.37	0.55
1:2:845:G:C6	1:2:846:C:N4	2.75	0.55
1:2:1130:G:N7	20:S:44:LYS:NZ	2.55	0.55
1:2:1334:A:P	17:P:32:ARG:HH22	2.29	0.55
4:C:13:VAL:HG22	4:C:20:GLU:HB3	1.87	0.55
16:O:84:ASP:HB3	16:O:87:THR:O	2.05	0.55
28:0:34:ARG:CZ	33:7:381:GLU:HB2	2.35	0.55
29:3:4:PRO:HG3	29:3:55:GLU:HB3	1.87	0.55
33:7:6:VAL:HG11	33:7:87:ARG:HH21	1.71	0.55
33:7:50:GLY:N	33:7:93:ASP:O	2.25	0.55
33:7:130:ARG:HH12	33:7:338:ARG:HE	1.54	0.55
1:2:56:C:OP2	1:2:374:A:N6	2.30	0.55
1:2:923:G:O2'	1:2:942:C:O2'	2.25	0.55
1:2:1396:G:N2	1:2:1448:C:H1'	2.22	0.55
5:D:70:ARG:HD3	5:D:89:LEU:HD22	1.87	0.55
22:U:25:GLU:HG3	22:U:108:ALA:HA	1.89	0.55
1:2:523:A:H2'	1:2:524:C:O4'	2.05	0.55
1:2:541:G:C2	1:2:788:G:C8	2.93	0.55

*Continued on next page...*

*Continued from previous page...*

Atom-1	Atom-2	Interatomic distance (Å)	Clash overlap (Å)
1:2:832:G:H2'	1:2:833:G:H8	1.72	0.55
1:2:1263:A:O2'	9:H:96:LYS:HE3	2.07	0.55
1:2:1403:G:H2'	1:2:1404:G:O4'	2.07	0.55
5:D:163:PRO:HA	5:D:168:ARG:HD2	1.87	0.55
11:J:42:LYS:O	11:J:58:THR:OG1	2.23	0.55
13:L:10:SER:HB2	13:L:94:VAL:HG22	1.87	0.55
21:T:25:ALA:HB1	21:T:33:ARG:HG3	1.88	0.55
28:O:29:GLN:O	28:O:33:GLU:N	2.23	0.55
31:4:64:G:H2'	31:4:65:C:O4'	2.07	0.55
33:7:24:THR:HG23	33:7:27:GLN:OE1	2.06	0.55
1:2:178:A:C2	1:2:179:G:H1'	2.41	0.55
1:2:237:A:H2'	1:2:238:U:C6	2.42	0.55
1:2:607:A:C5	1:2:608:U:C4	2.95	0.55
1:2:1247:G:C2	1:2:1248:G:H1'	2.41	0.55
33:7:255:VAL:HG12	33:7:272:ILE:HB	1.89	0.55
33:7:259:LEU:O	33:7:270:GLU:N	2.39	0.55
1:2:1202:5MC:H3'	16:O:136:ARG:HH12	1.71	0.55
1:2:1388:C:H2'	1:2:1389:C:C6	2.42	0.55
1:2:1470:C:C4	1:2:1473:G:C6	2.94	0.55
6:E:168:VAL:HB	6:E:169:PRO:HD3	1.87	0.55
10:I:52:PHE:HE1	10:I:54:ASP:HB2	1.72	0.55
21:T:83:VAL:HG12	21:T:84:HIS:N	2.21	0.55
23:V:74:ASP:OD2	23:V:77:ARG:N	2.26	0.55
27:Z:83:GLN:HG3	27:Z:84:GLU:H	1.71	0.55
31:4:34:C:H2'	31:4:35:A:H8	1.71	0.55
31:4:76:A:H61	33:7:278:SER:HB2	1.71	0.55
1:2:237:A:H2'	1:2:238:U:H6	1.72	0.55
1:2:310:G:O3'	19:R:59:LYS:NZ	2.23	0.55
1:2:320:G:C2	1:2:321:G:C8	2.95	0.55
1:2:519:G:H2'	1:2:520:G:C8	2.42	0.55
1:2:727:G:C6	1:2:728:G:H1'	2.42	0.55
1:2:810:U:H3'	1:2:812:C:N4	2.22	0.55
7:F:130:SER:HB2	7:F:158:PRO:HB2	1.89	0.55
8:G:3:THR:OG1	8:G:21:ILE:O	2.16	0.55
8:G:54:GLU:N	8:G:54:GLU:OE1	2.40	0.55
33:7:51:TYR:HE1	33:7:90:SER:HB2	1.70	0.55
34:8:12:ASP:OD1	34:8:13:ARG:N	2.39	0.55
1:2:82:C:H2'	1:2:83:C:C6	2.42	0.55
1:2:183:U:H2'	1:2:184:G:C8	2.38	0.55
1:2:927:U:H2'	1:2:928:U:C6	2.42	0.55
6:E:40:ARG:HH22	6:E:189:GLN:CD	2.09	0.55

*Continued on next page...*



*Continued from previous page...*

Atom-1	Atom-2	Interatomic distance (Å)	Clash overlap (Å)
21:T:80:THR:OG1	21:T:93:GLU:HG3	2.07	0.55
25:X:63:GLU:N	25:X:63:GLU:OE2	2.39	0.55
29:3:39:THR:HG21	29:3:100:ALA:HB3	1.88	0.55
33:7:276:ILE:HG23	33:7:297:ILE:HG23	1.89	0.55
1:2:162:G:O2'	8:G:120:ASN:ND2	2.39	0.55
1:2:368:C:H2'	1:2:369:G:H8	1.72	0.55
1:2:563:G:N2	10:I:124:ARG:HH21	2.05	0.55
1:2:1429:U:H2'	1:2:1430:C:C6	2.42	0.55
1:2:1440:C:H2'	1:2:1441:U:C5	2.41	0.55
31:4:9:G:H21	31:4:45:G:H2'	1.71	0.55
32:6:38:ASP:OD1	32:6:48:ARG:HG2	2.06	0.55
1:2:236:G:C6	1:2:237:A:C5	2.95	0.54
1:2:512:G:OP2	5:D:38:LYS:N	2.32	0.54
1:2:572:G:C2	1:2:598:U:C4	2.95	0.54
1:2:722:G:OP2	18:Q:131:ARG:NH1	2.32	0.54
1:2:867:C:H5	1:2:868:4AC:C7	2.21	0.54
1:2:869:G:N2	1:2:871:A:OP1	2.40	0.54
1:2:879:A:H2'	1:2:880:A:C8	2.37	0.54
1:2:941:A:C5	1:2:942:C:N3	2.75	0.54
1:2:946:G:OP2	17:P:40:ARG:NE	2.33	0.54
1:2:1035:U:OP1	7:F:80:ARG:NH1	2.40	0.54
3:B:13:LEU:HG	3:B:18:HIS:HE1	1.71	0.54
6:E:179:PHE:CE2	6:E:202:ILE:HD11	2.42	0.54
1:2:858:G:H2'	1:2:859:G:C8	2.42	0.54
1:2:1310:U:H4'	1:2:1311:G:O5'	2.07	0.54
1:2:1380:U:H2'	1:2:1381:C:H6	1.71	0.54
9:H:10:PHE:H	12:K:42:ARG:HH12	1.53	0.54
16:O:7:ILE:HD13	16:O:16:ASP:HA	1.89	0.54
18:Q:120:ARG:NH1	18:Q:124:LEU:HD11	2.23	0.54
21:T:52:ARG:O	21:T:56:LYS:N	2.40	0.54
29:3:23:VAL:HG12	29:3:90:ALA:HB2	1.89	0.54
30:5:813:A:C6	30:5:814:U:C4	2.94	0.54
31:4:6:G:C2	31:4:7:G:H1'	2.42	0.54
32:6:77:ASP:H	32:6:79:ARG:NH1	2.06	0.54
33:7:17:HIS:HB3	33:7:20:HIS:CE1	2.43	0.54
33:7:213:PRO:HB3	33:7:246:LEU:H	1.71	0.54
33:7:248:LYS:O	33:7:251:GLN:HB2	2.07	0.54
1:2:22:G:H4'	7:F:79:ARG:HH21	1.71	0.54
1:2:471:G:C6	1:2:472:G:C6	2.96	0.54
1:2:484:G:N2	1:2:495:G:O6	2.38	0.54
1:2:695:A:C2	1:2:696:A:C5	2.95	0.54

*Continued on next page...*

*Continued from previous page...*

Atom-1	Atom-2	Interatomic distance (Å)	Clash overlap (Å)
1:2:1022:G:C6	1:2:1178:A:N1	2.76	0.54
1:2:1113:G:C2	1:2:1114:G:C5	2.94	0.54
5:D:162:ASN:O	5:D:164:GLN:N	2.34	0.54
7:F:35:HIS:ND1	7:F:36:GLU:HG3	2.22	0.54
9:H:38:ASN:OD1	9:H:39:LEU:N	2.40	0.54
1:2:546:4AC:O7	1:2:546:4AC:H5	2.07	0.54
1:2:657:G:O5'	1:2:657:G:H8	1.91	0.54
1:2:738:C:C2	1:2:776:G:N2	2.75	0.54
1:2:1041:4AC:O2	1:2:1047:G:N2	2.40	0.54
7:F:179:GLY:O	7:F:181:GLN:HG3	2.07	0.54
8:G:98:GLU:CD	8:G:99:LYS:H	2.10	0.54
14:M:98:ALA:O	14:M:102:ILE:HG22	2.07	0.54
32:6:23:GLN:HE22	32:6:68:ILE:HD12	1.72	0.54
33:7:135:ALA:O	33:7:138:ILE:HB	2.08	0.54
1:2:69:G:C6	1:2:70:U:C4	2.96	0.54
1:2:1266:C:H2'	1:2:1267:G:C8	2.41	0.54
1:2:1292:A:H5'	21:T:41:THR:HG21	1.88	0.54
1:2:1448:C:O2'	1:2:1449:G:O5'	2.22	0.54
2:A:27:PHE:HZ	2:A:83:PHE:HB2	1.73	0.54
3:B:54:VAL:HA	3:B:57:LYS:HG2	1.90	0.54
18:Q:104:ASN:OD1	18:Q:104:ASN:N	2.40	0.54
19:R:19:PRO:O	19:R:26:HIS:N	2.31	0.54
26:Y:8:TYR:HB3	26:Y:17:ARG:HG3	1.88	0.54
33:7:254:LYS:HB3	33:7:319:ALA:HA	1.89	0.54
34:8:33:MET:HA	34:8:46:ASN:HD21	1.72	0.54
35:9:245:GLN:OE1	35:9:249:ASN:ND2	2.40	0.54
1:2:123:G:C4'	19:R:32:ARG:HH21	2.20	0.54
1:2:1419:C:C2'	1:2:1420:U:H5'	2.38	0.54
1:2:1506:U:O2	30:5:809:G:C2	2.61	0.54
33:7:162:GLN:NE2	33:7:165:GLN:OE1	2.41	0.54
1:2:346:A:H2'	1:2:347:G:O4'	2.08	0.54
1:2:624:A:O2'	18:Q:94:ASP:OD1	2.17	0.54
1:2:687:C:O2'	1:2:688:A:OP1	2.21	0.54
1:2:897:G:H22	30:5:818:A:H3'	1.73	0.54
1:2:955:A:H8	1:2:1175:A:N1	2.06	0.54
16:O:80:ASN:HB2	16:O:92:HIS:CE1	2.42	0.54
20:S:27:ASP:OD1	20:S:29:GLU:N	2.33	0.54
33:7:52:ALA:HB3	33:7:91:PHE:HB2	1.90	0.54
35:9:242:ALA:O	35:9:245:GLN:NE2	2.40	0.54
1:2:643:A:C6	1:2:644:C:C4	2.96	0.54
1:2:839:4AC:H5	1:2:839:4AC:O7	2.08	0.54

*Continued on next page...*

*Continued from previous page...*

Atom-1	Atom-2	Interatomic distance (Å)	Clash overlap (Å)
1:2:964:G:N1	1:2:1186:A:OP2	2.38	0.54
1:2:1212:A:N7	1:2:1275:U:N3	2.56	0.54
22:U:131:LYS:O	22:U:134:THR:OG1	2.24	0.54
29:3:18:LYS:O	29:3:110:LEU:HB3	2.08	0.54
31:4:75:C:H2'	31:4:76:A:H5'	1.90	0.54
33:7:15:VAL:HB	33:7:132:HIS:CG	2.43	0.54
1:2:98:C:H2'	1:2:99:C:C6	2.43	0.54
1:2:1362:C:H2'	1:2:1363:C:H6	1.72	0.54
1:2:1419:C:H2'	1:2:1420:U:H5'	1.90	0.54
6:E:10:LEU:HD12	6:E:11:LYS:H	1.73	0.54
18:Q:105:LEU:HD23	18:Q:122:LEU:HD12	1.90	0.54
31:4:38:A:C5	31:4:39:C:C6	2.96	0.54
33:7:224:ASN:HB3	33:7:228:THR:HG21	1.89	0.54
35:9:194:GLU:OE2	35:9:197:LYS:NZ	2.36	0.54
1:2:174:C:H2'	1:2:175:C:H6	1.73	0.54
1:2:244:G:C2	1:2:245:G:N7	2.75	0.54
1:2:554:G:H2'	1:2:555:G:C8	2.40	0.54
1:2:815:G:H2'	1:2:816:C:H6	1.73	0.54
1:2:861:G:N7	28:0:2:LYS:HG2	2.23	0.54
1:2:924:C:H4'	1:2:936:A:H61	1.72	0.54
1:2:1453:G:C6	33:7:352:ARG:HD2	2.42	0.54
1:2:1480:G:H2'	1:2:1481:U:C6	2.42	0.54
3:B:75:TYR:CZ	3:B:161:ARG:HD3	2.42	0.54
33:7:244:GLN:N	33:7:244:GLN:OE1	2.41	0.54
1:2:632:A:H5'	1:2:633:G:OP2	2.08	0.53
1:2:639:G:C6	1:2:640:G:N7	2.76	0.53
1:2:1048:C:O2	1:2:1048:C:H2'	2.08	0.53
1:2:1479:4AC:OP2	28:0:15:ARG:NE	2.39	0.53
1:2:1491:U:H5''	14:M:136:ARG:HH22	1.72	0.53
3:B:188:PHE:CE1	3:B:190:ILE:HD13	2.43	0.53
29:3:118:VAL:HA	29:3:121:LEU:HD12	1.89	0.53
32:6:67:VAL:HG11	32:6:82:ILE:HG12	1.88	0.53
1:2:193:G:H2'	1:2:194:A:O4'	2.08	0.53
1:2:436:U:C4	1:2:437:U:C6	2.96	0.53
1:2:1393:G:O2'	33:7:375:LYS:HD2	2.09	0.53
21:T:98:MET:HA	21:T:101:HIS:CD2	2.43	0.53
26:Y:21:PHE:HB3	26:Y:28:GLY:H	1.74	0.53
33:7:272:ILE:HD13	33:7:305:LEU:HD11	1.90	0.53
1:2:46:G:O6	1:2:412:A:N6	2.41	0.53
1:2:518:U:C2	1:2:519:G:C8	2.96	0.53
1:2:779:G:O6	40:2:1714:HOH:O	2.18	0.53

*Continued on next page...*

*Continued from previous page...*

Atom-1	Atom-2	Interatomic distance (Å)	Clash overlap (Å)
1:2:911:G:C2	1:2:912:G:C8	2.97	0.53
1:2:1184:4AC:O7	1:2:1184:4AC:H5	2.09	0.53
1:2:1333:C:OP1	17:P:19:ARG:NH2	2.41	0.53
1:2:1341:C:H3'	12:K:122:SER:HB3	1.90	0.53
1:2:1459:A:N6	1:2:1460:G:O6	2.41	0.53
3:B:171:LEU:O	3:B:175:ILE:N	2.41	0.53
8:G:48:ASN:HD21	8:G:55:PHE:HB2	1.72	0.53
31:4:50:U:H2'	31:4:51:C:C6	2.44	0.53
1:2:158:A:C5	1:2:159:A:C5	2.96	0.53
1:2:918:A:O2'	1:2:1307:A:N3	2.38	0.53
1:2:923:G:OP2	16:O:130:ARG:NH1	2.42	0.53
1:2:1064:G:H2'	1:2:1065:U:H6	1.73	0.53
1:2:1339:C:H2'	1:2:1340:G:C8	2.43	0.53
3:B:142:ASP:HB2	3:B:158:ASN:ND2	2.24	0.53
33:7:98:GLU:HG2	33:7:406:ARG:NH1	2.24	0.53
33:7:122:GLU:HG2	33:7:126:GLN:HG3	1.90	0.53
1:2:182:C:H4'	11:J:117:ASP:OD2	2.09	0.53
1:2:1014:A:H2	1:2:1175:A:N3	2.07	0.53
1:2:1020:A:N6	1:2:1180:G:C6	2.77	0.53
1:2:1406:G:O2'	1:2:1437:A:N6	2.41	0.53
8:G:94:PHE:CZ	8:G:96:PRO:HA	2.44	0.53
10:I:106:THR:HG23	10:I:108:GLN:H	1.72	0.53
18:Q:98:LEU:HB3	18:Q:129:ILE:HD11	1.90	0.53
24:W:17:ARG:HG2	24:W:64:LEU:CD2	2.39	0.53
33:7:392:ASN:N	33:7:413:VAL:O	2.33	0.53
1:2:50:G:N2	1:2:408:C:C2	2.77	0.53
1:2:64:U:H2'	1:2:65:G:H8	1.73	0.53
1:2:246:C:H2'	1:2:247:G:C8	2.43	0.53
1:2:330:A:C6	1:2:342:G:C6	2.96	0.53
1:2:394:4AC:O7	1:2:394:4AC:H5	2.09	0.53
1:2:614:G:C2	1:2:615:G:C8	2.97	0.53
1:2:851:4AC:O2'	1:2:852:G:H5'	2.08	0.53
1:2:937:U:C2	1:2:941:A:N1	2.77	0.53
1:2:1157:G:O2'	1:2:1158:G:OP1	2.25	0.53
1:2:1389:C:O2	1:2:1454:G:N2	2.37	0.53
2:A:132:THR:HA	2:A:135:GLU:HB3	1.89	0.53
12:K:115:GLU:CD	12:K:126:PRO:HG2	2.29	0.53
26:Y:5:TRP:HH2	29:3:65:HIS:ND1	2.06	0.53
29:3:73:LYS:NZ	29:3:75:ILE:HB	2.22	0.53
1:2:955:A:C8	1:2:1175:A:N1	2.76	0.53
1:2:1023:G:O5'	1:2:1023:G:H8	1.92	0.53

*Continued on next page...*

*Continued from previous page...*

Atom-1	Atom-2	Interatomic distance (Å)	Clash overlap (Å)
1:2:1234:G:H21	1:2:1249:A:N6	2.06	0.53
1:2:1417:U:C2	1:2:1418:C:C5	2.97	0.53
3:B:131:ILE:HG12	3:B:149:TYR:CD1	2.43	0.53
6:E:224:ASP:N	6:E:224:ASP:OD1	2.42	0.53
7:F:207:ASN:HA	7:F:210:LYS:HG3	1.91	0.53
23:V:17:LYS:HD2	23:V:71:TYR:CD2	2.44	0.53
25:X:26:GLN:HE21	25:X:67:ILE:HB	1.74	0.53
27:Z:70:GLU:HB3	27:Z:78:PRO:HG3	1.91	0.53
27:Z:109:PHE:CZ	27:Z:110:ARG:HG3	2.43	0.53
31:4:59:A:H2'	31:4:60:U:O4'	2.09	0.53
1:2:181:C:H2'	1:2:182:C:H6	1.73	0.53
1:2:304:G:O6	1:2:312:G:N1	2.42	0.53
1:2:1042:G:N1	1:2:1046:G:C6	2.77	0.53
1:2:1232:C:H2'	1:2:1233:4AC:C6	2.39	0.53
1:2:1392:A:O2'	1:2:1393:G:C8	2.61	0.53
8:G:84:VAL:HG12	8:G:85:ARG:H	1.73	0.53
15:N:119:ILE:O	15:N:119:ILE:HG13	2.09	0.53
19:R:30:HIS:ND1	19:R:30:HIS:O	2.42	0.53
19:R:91:THR:OG1	19:R:92:ARG:N	2.41	0.53
23:V:41:VAL:O	23:V:45:ASP:HA	2.09	0.53
23:V:52:VAL:HA	23:V:90:ASP:OD2	2.09	0.53
30:5:806:G:C2	30:5:807:G:H1'	2.44	0.53
31:4:12:G:O6	31:4:24:U:N3	2.42	0.53
31:4:53:G:C2	31:4:62:C:C2	2.97	0.53
1:2:1115:G:C5	1:2:1116:A:N6	2.76	0.53
1:2:1263:A:H2'	1:2:1264:C:H5'	1.89	0.53
21:T:54:ALA:HA	21:T:58:LYS:O	2.09	0.53
23:V:56:ILE:O	23:V:56:ILE:HG13	2.08	0.53
35:9:22:VAL:HA	35:9:27:SER:OG	2.09	0.53
35:9:103:LEU:HD11	35:9:136:PRO:HB2	1.91	0.53
1:2:97:A:H2'	1:2:98:C:H6	1.74	0.53
1:2:1241:A:C6	1:2:1242:A:C6	2.97	0.53
1:2:1395:G:N2	1:2:1448:C:O2	2.41	0.53
30:5:808:A:C6	30:5:809:G:N7	2.77	0.53
1:2:529:A:C2	1:2:533:G:C5	2.97	0.52
1:2:697:G:N2	1:2:733:A:OP1	2.42	0.52
1:2:838:C:H2'	1:2:839:4AC:C6	2.39	0.52
1:2:1470:C:C5	1:2:1473:G:C5	2.98	0.52
5:D:123:GLN:HA	5:D:126:VAL:HG12	1.91	0.52
8:G:23:GLY:O	8:G:27:GLU:HG2	2.09	0.52
12:K:32:PRO:HB3	22:U:150:TYR:CE2	2.43	0.52

*Continued on next page...*

*Continued from previous page...*

Atom-1	Atom-2	Interatomic distance (Å)	Clash overlap (Å)
29:3:114:ILE:HA	29:3:117:LYS:HB2	1.90	0.52
31:4:60:U:OP1	31:4:61:C:N4	2.42	0.52
32:6:23:GLN:HE21	32:6:68:ILE:HB	1.75	0.52
32:6:27:VAL:O	32:6:40:ARG:HB3	2.09	0.52
1:2:541:G:N1	1:2:788:G:N7	2.58	0.52
1:2:815:G:H2'	1:2:816:C:C6	2.45	0.52
1:2:1449:G:H2'	1:2:1450:U:C4'	2.38	0.52
29:3:54:ALA:HA	29:3:80:VAL:HB	1.92	0.52
33:7:181:ILE:HD13	33:7:194:LEU:HA	1.90	0.52
34:8:5:LYS:O	34:8:9:GLU:CB	2.56	0.52
1:2:236:G:H2'	1:2:237:A:O4'	2.10	0.52
1:2:386:C:H2'	1:2:387:G:C8	2.45	0.52
1:2:387:G:C6	1:2:395:G:N1	2.77	0.52
1:2:561:A:O2'	1:2:562:A:OP2	2.26	0.52
1:2:772:C:H2'	1:2:772:C:O2	2.09	0.52
1:2:986:U:N3	1:2:988:A:OP2	2.42	0.52
1:2:1324:C:H2'	1:2:1325:C:H6	1.74	0.52
1:2:1435:C:O2'	1:2:1436:G:OP1	2.27	0.52
1:2:1479:4AC:C2	1:2:1495:G:N2	2.72	0.52
3:B:25:THR:O	3:B:28:MET:N	2.42	0.52
4:C:3:GLU:CB	7:F:230:PRO:HD2	2.38	0.52
8:G:8:ILE:O	8:G:16:ALA:HB1	2.09	0.52
9:H:182:GLU:O	9:H:186:GLU:HG2	2.09	0.52
26:Y:38:TRP:HB2	26:Y:47:GLU:OE2	2.09	0.52
31:4:29:G:H2'	31:4:30:G:C8	2.37	0.52
33:7:353:ALA:CB	33:7:370:VAL:HG13	2.39	0.52
33:7:374:LYS:HE2	33:7:375:LYS:H	1.74	0.52
1:2:393:C:H3'	1:2:394:4AC:H6	1.92	0.52
1:2:417:C:H2'	1:2:418:G:H8	1.75	0.52
1:2:466:G:C2	1:2:467:G:N2	2.69	0.52
1:2:479:4AC:O7	1:2:479:4AC:H5	2.09	0.52
1:2:652:G:H22	1:2:673:C:N4	2.08	0.52
1:2:1029:G:O2'	1:2:1164:G:N2	2.43	0.52
1:2:1181:C:H2'	1:2:1182:C:C6	2.45	0.52
1:2:1476:A:C2	1:2:1477:G:C5	2.97	0.52
2:A:11:LYS:HD2	35:9:21:GLN:HB3	1.91	0.52
3:B:187:GLU:O	3:B:189:LYS:HG2	2.10	0.52
5:D:67:GLU:OE1	5:D:68:ILE:HG13	2.10	0.52
7:F:58:ASN:HA	7:F:63:GLN:NE2	2.24	0.52
9:H:89:GLU:O	9:H:90:HIS:ND1	2.42	0.52
13:L:100:LEU:HD23	13:L:100:LEU:H	1.73	0.52

*Continued on next page...*

*Continued from previous page...*

Atom-1	Atom-2	Interatomic distance (Å)	Clash overlap (Å)
14:M:89:SER:O	14:M:89:SER:OG	2.17	0.52
21:T:79:LEU:O	21:T:94:ILE:N	2.39	0.52
21:T:101:HIS:HB3	21:T:105:GLU:OE1	2.09	0.52
29:3:18:LYS:HB2	29:3:114:ILE:HD11	1.92	0.52
33:7:95:PRO:HD2	33:7:104:MET:HB3	1.91	0.52
1:2:162:G:H2'	1:2:163:G:C8	2.45	0.52
1:2:306:G:H4'	1:2:523:A:H4'	1.91	0.52
2:A:119:ARG:HB2	2:A:192:LEU:HD11	1.91	0.52
18:Q:46:SER:O	18:Q:50:ILE:HG13	2.09	0.52
32:6:19:PRO:HB3	32:6:23:GLN:HB2	1.91	0.52
33:7:17:HIS:CG	33:7:128:GLN:HB2	2.45	0.52
33:7:273:PHE:HB2	35:9:190:PRO:HG3	1.92	0.52
1:2:861:G:O2'	1:2:877:G:O6	2.26	0.52
1:2:945:C:C5	1:2:947:G:C5	2.96	0.52
1:2:1194:G:N3	1:2:1195:G:C8	2.78	0.52
1:2:1320:A:C4	1:2:1322:U:C4	2.98	0.52
31:4:30:G:C2	31:4:31:G:C8	2.97	0.52
33:7:11:ASN:HA	33:7:90:SER:OG	2.09	0.52
33:7:101:MET:O	33:7:104:MET:HG3	2.10	0.52
33:7:151:VAL:HG11	34:8:14:LEU:HD23	1.92	0.52
1:2:419:U:C2	1:2:420:G:C8	2.98	0.52
1:2:666:C:H2'	1:2:667:U:H6	1.74	0.52
1:2:738:C:N3	1:2:776:G:C2	2.78	0.52
1:2:755:U:H2'	1:2:756:U:O4'	2.10	0.52
1:2:792:G:H2'	1:2:793:C:H6	1.75	0.52
1:2:839:4AC:N3	1:2:840:G:C5	2.78	0.52
1:2:910:A:O3'	9:H:156:ARG:NH2	2.39	0.52
1:2:982:A:H2'	1:2:983:G:C8	2.43	0.52
1:2:1321:G:O2'	1:2:1322:U:OP2	2.28	0.52
3:B:101:MET:SD	3:B:112:PRO:HG2	2.50	0.52
5:D:125:ILE:O	5:D:128:GLY:N	2.26	0.52
6:E:12:ARG:HH21	6:E:22:GLU:HG3	1.75	0.52
10:I:50:PHE:CB	10:I:63:VAL:HG22	2.40	0.52
12:K:4:ILE:HG21	12:K:88:GLU:OE1	2.09	0.52
13:L:25:GLN:O	13:L:29:ARG:N	2.39	0.52
31:4:7:G:H2'	31:4:49:G:C8	2.45	0.52
35:9:194:GLU:HA	35:9:197:LYS:HD2	1.91	0.52
1:2:97:A:H2'	1:2:98:C:C6	2.45	0.52
1:2:274:G:H3'	1:2:276:C:H41	1.75	0.52
1:2:300:G:H1	1:2:319:4AC:H4	1.58	0.52
1:2:514:G:H2'	1:2:515:U:C6	2.44	0.52

*Continued on next page...*

*Continued from previous page...*

Atom-1	Atom-2	Interatomic distance (Å)	Clash overlap (Å)
1:2:796:G:H1	1:2:829:G:H21	1.58	0.52
1:2:1172:G:H2'	1:2:1173:U:C6	2.44	0.52
3:B:13:LEU:O	3:B:16:GLY:N	2.37	0.52
6:E:66:LEU:HD21	6:E:71:PHE:CD2	2.45	0.52
8:G:97:LYS:HD2	8:G:97:LYS:O	2.10	0.52
16:O:132:ARG:HG2	16:O:132:ARG:O	2.09	0.52
17:P:23:ARG:HH11	17:P:42:CYS:HB3	1.75	0.52
29:3:82:SER:OG	29:3:83:LYS:N	2.41	0.52
33:7:248:LYS:HB3	33:7:251:GLN:CD	2.30	0.52
35:9:183:ILE:O	35:9:227:TYR:N	2.39	0.52
1:2:231:C:H2'	1:2:232:C:H6	1.75	0.52
1:2:712:C:H2'	1:2:713:G:H8	1.75	0.52
1:2:793:C:H2'	1:2:794:U:C6	2.45	0.52
1:2:894:G:N2	1:2:1369:C:C2	2.78	0.52
1:2:1233:4AC:O2	1:2:1251:G:N2	2.43	0.52
1:2:1379:G:C2	1:2:1380:U:C5	2.97	0.52
1:2:1494:G:N7	14:M:132:ARG:NH1	2.55	0.52
3:B:169:TRP:CD1	3:B:195:PHE:HE2	2.23	0.52
8:G:5:LYS:N	8:G:117:VAL:O	2.43	0.52
8:G:63:ILE:HA	8:G:121:VAL:HG12	1.92	0.52
12:K:4:ILE:O	12:K:19:ILE:HG22	2.10	0.52
15:N:134:LEU:O	15:N:138:VAL:HG23	2.10	0.52
31:4:13:C:H2'	31:4:14:A:H5''	1.90	0.52
1:2:143:G:O6	1:2:174:C:N4	2.43	0.52
1:2:158:A:H2'	1:2:159:A:C8	2.45	0.52
1:2:379:4AC:O7	1:2:379:4AC:H5	2.10	0.52
1:2:424:C:O2'	1:2:425:U:OP2	2.26	0.52
1:2:517:G:C2	1:2:518:U:C4	2.97	0.52
1:2:529:A:H5''	1:2:530:U:OP1	2.10	0.52
1:2:533:G:C6	1:2:534:G:C5	2.98	0.52
1:2:543:G:N2	1:2:544:G:C4	2.77	0.52
1:2:628:G:C4	1:2:629:G:C8	2.97	0.52
1:2:714:G:OP1	24:W:12:ARG:NH2	2.42	0.52
1:2:723:G:H2'	1:2:724:U:O4'	2.10	0.52
1:2:1049:G:C5	1:2:1050:U:C4	2.99	0.52
1:2:1141:A:C2	1:2:1143:A:C6	2.98	0.52
1:2:1196:G:H2'	1:2:1197:C:C6	2.45	0.52
1:2:1224:A:C6	1:2:1261:A:C5	2.98	0.52
1:2:1241:A:H2'	1:2:1242:A:H8	1.75	0.52
1:2:1310:U:O2	9:H:174:TYR:OH	2.28	0.52
2:A:105:ASP:OD1	2:A:106:GLY:N	2.43	0.52

*Continued on next page...*



*Continued from previous page...*

Atom-1	Atom-2	Interatomic distance (Å)	Clash overlap (Å)
7:F:173:LYS:O	7:F:176:ARG:N	2.42	0.52
10:I:81:VAL:HG22	10:I:123:GLY:O	2.09	0.52
11:J:87:ARG:HE	11:J:88:GLN:HB3	1.75	0.52
12:K:26:VAL:HG23	12:K:62:ILE:HG22	1.91	0.52
20:S:41:VAL:HG11	20:S:47:ARG:HB3	1.92	0.52
33:7:200:GLU:HG3	33:7:201:TYR:N	2.25	0.52
34:8:114:THR:HG23	34:8:127:CYS:HA	1.92	0.52
1:2:643:A:C4	1:2:644:C:C5	2.99	0.51
1:2:722:G:H2'	1:2:723:G:C8	2.45	0.51
1:2:1194:G:C2	1:2:1195:G:C8	2.98	0.51
1:2:1241:A:C2	1:2:1242:A:C4	2.98	0.51
1:2:1396:G:N7	1:2:1397:G:H8	2.08	0.51
1:2:1474:G:H4'	1:2:1475:U:H5''	1.92	0.51
6:E:103:LEU:O	6:E:111:ILE:HG12	2.10	0.51
31:4:14:A:C6	31:4:15:G:H1'	2.45	0.51
31:4:26:G:C2	31:4:27:U:C5	2.98	0.51
33:7:336:LEU:HD12	33:7:337:GLU:H	1.74	0.51
1:2:423:U:O2'	1:2:424:C:O5'	2.26	0.51
1:2:705:G:H2'	1:2:706:C:C6	2.44	0.51
1:2:1451:G:O2'	1:2:1452:A:H5''	2.10	0.51
10:I:106:THR:OG1	10:I:107:SER:N	2.44	0.51
20:S:26:ARG:NH2	20:S:59:ARG:HB2	2.25	0.51
33:7:89:ILE:HD12	33:7:91:PHE:CZ	2.45	0.51
33:7:280:ARG:HG3	33:7:284:GLU:O	2.10	0.51
1:2:106:C:C4	1:2:107:G:C5	2.97	0.51
1:2:549:A:H2'	1:2:550:G:O4'	2.10	0.51
1:2:641:G:H5''	1:2:642:U:OP2	2.11	0.51
1:2:802:G:C4	1:2:823:G:N2	2.77	0.51
1:2:1501:U:C2	1:2:1502:C:C5	2.98	0.51
9:H:13:HIS:CE1	12:K:54:GLU:HG3	2.44	0.51
9:H:25:ASP:OD1	9:H:25:ASP:N	2.43	0.51
9:H:147:HIS:CD2	9:H:147:HIS:H	2.21	0.51
19:R:84:ASP:N	19:R:84:ASP:OD1	2.42	0.51
33:7:313:GLY:HA3	33:7:363:SER:O	2.10	0.51
33:7:400:GLN:O	33:7:400:GLN:NE2	2.43	0.51
34:8:122:SER:HA	34:8:138:PRO:HD3	1.92	0.51
1:2:218:C:N4	1:2:219:G:C5	2.79	0.51
1:2:218:C:H2'	1:2:219:G:O4'	2.10	0.51
1:2:543:G:H2'	1:2:544:G:C8	2.45	0.51
1:2:626:4AC:O7	1:2:626:4AC:H5	2.08	0.51
1:2:643:A:C4	1:2:644:C:C6	2.99	0.51

*Continued on next page...*

*Continued from previous page...*

Atom-1	Atom-2	Interatomic distance (Å)	Clash overlap (Å)
1:2:643:A:C5	1:2:644:C:C5	2.98	0.51
1:2:795:A:H2'	1:2:796:G:H8	1.76	0.51
1:2:875:C:N3	1:2:876:U:C5	2.78	0.51
1:2:911:G:C2	1:2:912:G:C5	2.97	0.51
1:2:1144:A:H8	1:2:1144:A:OP2	1.94	0.51
1:2:1338:U:P	22:U:83:ARG:HH22	2.32	0.51
16:O:15:LEU:HD13	16:O:24:ALA:HB3	1.92	0.51
18:Q:67:ARG:HD3	18:Q:74:ARG:O	2.10	0.51
25:X:18:THR:O	25:X:24:VAL:HG22	2.11	0.51
27:Z:48:ALA:O	27:Z:85:ILE:HG13	2.11	0.51
31:4:7:G:C2	31:4:67:C:C4	2.98	0.51
1:2:116:A:C4	1:2:118:A:C5	2.98	0.51
1:2:334:A:H4'	11:J:50:GLY:O	2.11	0.51
1:2:484:G:N2	1:2:495:G:C6	2.78	0.51
1:2:604:G:N3	1:2:605:G:C8	2.78	0.51
1:2:738:C:C2	1:2:776:G:C2	2.98	0.51
1:2:788:G:C2	1:2:789:C:C4	2.99	0.51
1:2:851:4AC:H5	1:2:851:4AC:O7	2.09	0.51
1:2:995:U:H2'	1:2:996:G:O4'	2.11	0.51
1:2:1131:A:C6	1:2:1154:A:N7	2.78	0.51
1:2:1242:A:P	22:U:96:SER:HG	2.34	0.51
1:2:1293:A:C4	1:2:1297:G:C8	2.99	0.51
1:2:1446:U:H2'	1:2:1447:C:H6	1.76	0.51
1:2:1457:G:H2'	1:2:1458:G:C8	2.46	0.51
7:F:163:LEU:HD11	7:F:184:TRP:HE1	1.75	0.51
11:J:41:ASP:HA	11:J:59:ALA:HB3	1.93	0.51
16:O:20:GLN:HB2	16:O:23:TRP:HD1	1.75	0.51
17:P:21:CYS:SG	17:P:24:CYS:N	2.78	0.51
27:Z:70:GLU:CD	27:Z:71:ARG:HG3	2.30	0.51
1:2:126:A:C2	1:2:195:A:N3	2.79	0.51
1:2:308:G:N1	1:2:309:A:C5	2.78	0.51
1:2:849:G:P	10:I:76:LYS:HG2	2.51	0.51
1:2:1260:U:H3	22:U:61:ARG:NH2	2.06	0.51
6:E:140:LEU:O	6:E:141:ASN:ND2	2.44	0.51
15:N:103:VAL:HG12	15:N:129:VAL:HG22	1.92	0.51
33:7:397:ILE:HG23	33:7:408:ILE:HG22	1.92	0.51
1:2:163:G:C2	1:2:164:G:C5	2.99	0.51
1:2:998:C:H2'	1:2:999:G:C8	2.35	0.51
1:2:1000:G:O5'	1:2:1000:G:H8	1.92	0.51
1:2:1279:G:C2	1:2:1305:G:N3	2.78	0.51
1:2:1393:G:OP1	33:7:374:LYS:HD3	2.11	0.51

*Continued on next page...*

*Continued from previous page...*

Atom-1	Atom-2	Interatomic distance (Å)	Clash overlap (Å)
1:2:1451:G:HO2'	1:2:1452:A:H8	1.59	0.51
12:K:25:ARG:HB2	22:U:150:TYR:CD1	2.46	0.51
22:U:37:THR:HG23	22:U:41:LYS:HE3	1.93	0.51
27:Z:166:TYR:HB2	27:Z:179:LYS:HG2	1.93	0.51
28:0:25:ARG:O	28:0:26:LEU:HD22	2.10	0.51
31:4:29:G:C2	31:4:30:G:C8	2.99	0.51
33:7:22:LYS:O	33:7:26:VAL:HG22	2.09	0.51
34:8:54:ILE:HG13	34:8:56:ARG:HB2	1.91	0.51
1:2:32:G:H2'	1:2:33:A:C8	2.45	0.51
1:2:78:G:H2'	1:2:79:C:C6	2.46	0.51
1:2:173:C:C2	1:2:174:C:C5	2.99	0.51
1:2:276:C:H2'	1:2:277:C:H6	1.76	0.51
1:2:299:G:O6	1:2:320:G:C5	2.63	0.51
1:2:733:A:C4	1:2:734:A:C8	2.99	0.51
1:2:1358:U:C2	1:2:1359:G:C8	2.99	0.51
2:A:88:LEU:HD13	2:A:187:ARG:O	2.11	0.51
3:B:167:ILE:H	3:B:167:ILE:HD12	1.75	0.51
9:H:65:GLU:O	9:H:69:ASN:ND2	2.44	0.51
20:S:61:LYS:HA	20:S:66:ILE:HB	1.92	0.51
22:U:97:ILE:H	22:U:97:ILE:HD12	1.75	0.51
1:2:75:G:H2'	1:2:76:G:C8	2.46	0.51
1:2:83:C:H2'	1:2:84:C:C6	2.46	0.51
1:2:98:C:H2'	1:2:99:C:H6	1.75	0.51
1:2:373:A2M:HM'1	1:2:374:A:C4	2.45	0.51
1:2:647:C:H2'	1:2:648:4AC:H6	1.92	0.51
1:2:647:C:N4	1:2:678:G:C6	2.79	0.51
1:2:745:G:C5	1:2:746:C:C5	2.99	0.51
1:2:772:C:C2	1:2:773:C:C5	2.98	0.51
1:2:795:A:H2'	1:2:796:G:C8	2.45	0.51
1:2:952:C:O2'	1:2:953:U:OP1	2.23	0.51
1:2:1026:G:C6	1:2:1027:C:C4	2.99	0.51
1:2:1194:G:H2'	1:2:1195:G:H8	1.76	0.51
8:G:75:ARG:CD	8:G:92:PRO:HG2	2.40	0.51
11:J:41:ASP:N	11:J:41:ASP:OD1	2.36	0.51
29:3:73:LYS:HE2	29:3:75:ILE:HB	1.92	0.51
1:2:423:U:H2'	1:2:424:C:C2	2.46	0.51
1:2:742:G:H2'	1:2:743:G:O4'	2.11	0.51
1:2:806:G:C6	1:2:819:G:C6	2.99	0.51
1:2:883:U:O2'	1:2:884:A:H5'	2.11	0.51
1:2:1019:C:H4'	1:2:1020:A:H5''	1.93	0.51
1:2:1361:U:H2'	1:2:1362:C:C6	2.46	0.51

*Continued on next page...*

*Continued from previous page...*

Atom-1	Atom-2	Interatomic distance (Å)	Clash overlap (Å)
1:2:1452:A:H8	33:7:352:ARG:HH21	1.57	0.51
1:2:1470:C:C4	1:2:1473:G:C5	2.99	0.51
2:A:117:LYS:HG3	2:A:192:LEU:HD22	1.91	0.51
3:B:182:ILE:HG22	3:B:183:SER:H	1.76	0.51
5:D:56:ARG:HG2	7:F:132:GLU:HG2	1.92	0.51
7:F:122:ILE:HD13	7:F:206:TYR:CD1	2.44	0.51
9:H:49:GLY:HA2	9:H:51:HIS:CE1	2.46	0.51
10:I:107:SER:O	10:I:107:SER:OG	2.29	0.51
15:N:84:VAL:HG12	15:N:85:THR:N	2.26	0.51
16:O:99:ASP:HB2	16:O:103:ARG:NH2	2.25	0.51
30:5:812:G:C4	30:5:813:A:C8	3.00	0.51
31:4:58:A:O2'	31:4:60:U:OP2	2.18	0.51
33:7:64:LYS:HG3	33:7:65:PRO:HB3	1.91	0.51
33:7:247:PHE:O	33:7:288:GLU:HG2	2.10	0.51
1:2:65:G:H2'	1:2:66:C:C6	2.46	0.50
1:2:266:G:C6	1:2:267:G:N7	2.79	0.50
1:2:268:G:OP1	11:J:113:ARG:HG2	2.11	0.50
1:2:674:C:C2	1:2:675:C:C5	2.99	0.50
1:2:1114:G:N1	1:2:1115:G:C6	2.79	0.50
1:2:1132:C:C4	1:2:1134:G:C8	3.00	0.50
1:2:1366:G:H8	1:2:1366:G:O5'	1.95	0.50
26:Y:37:ARG:HA	26:Y:49:LYS:H	1.75	0.50
30:5:806:G:N3	30:5:807:G:H1'	2.25	0.50
32:6:20:GLU:O	32:6:23:GLN:HG3	2.11	0.50
35:9:151:LEU:HD12	35:9:161:VAL:HG13	1.93	0.50
1:2:582:G:C2	1:2:583:G:N7	2.79	0.50
1:2:582:G:N1	1:2:583:G:C5	2.80	0.50
1:2:991:G:C6	1:2:992:U:C4	3.00	0.50
1:2:1176:G:O2'	17:P:26:GLN:OE1	2.15	0.50
1:2:1190:C:O2'	1:2:1191:C:O5'	2.29	0.50
1:2:1346:C:C2	1:2:1347:G:C8	3.00	0.50
1:2:1396:G:H22	1:2:1448:C:C1'	2.24	0.50
3:B:166:LEU:O	3:B:169:TRP:N	2.43	0.50
5:D:73:LEU:O	5:D:76:ARG:N	2.43	0.50
31:4:4:G:C2	31:4:70:G:C6	2.99	0.50
31:4:7:G:C2	31:4:49:G:C5	2.99	0.50
33:7:49:LEU:HD11	33:7:104:MET:HA	1.93	0.50
1:2:580:A:N6	1:2:593:G:C6	2.80	0.50
1:2:685:G:N7	14:M:123:HIS:ND1	2.59	0.50
1:2:758:G:C8	1:2:759:A:C8	2.98	0.50
1:2:808:G:C6	1:2:809:C:C4	3.00	0.50

*Continued on next page...*

*Continued from previous page...*

Atom-1	Atom-2	Interatomic distance (Å)	Clash overlap (Å)
1:2:1022:G:C6	1:2:1023:G:C5	2.98	0.50
1:2:1152:G:N2	1:2:1154:A:OP2	2.45	0.50
1:2:1180:G:C6	1:2:1181:C:C4	2.99	0.50
1:2:1353:G:H4'	25:X:17:ARG:NE	2.26	0.50
1:2:1380:U:H2'	1:2:1381:C:O4'	2.11	0.50
5:D:106:GLN:NE2	5:D:122:ARG:HB2	2.26	0.50
26:Y:22:CYS:HB2	26:Y:29:VAL:HG23	1.93	0.50
1:2:29:C:O2'	1:2:884:A:N1	2.42	0.50
1:2:256:G:O6	1:2:287:G:N1	2.45	0.50
1:2:474:A:C6	1:2:475:A:N1	2.80	0.50
1:2:540:A:H5''	1:2:541:G:OP2	2.10	0.50
1:2:719:G:O6	18:Q:64:LYS:NZ	2.44	0.50
1:2:759:A:N3	1:2:761:A:C5	2.80	0.50
2:A:11:LYS:HG3	35:9:22:VAL:O	2.11	0.50
9:H:121:GLN:O	9:H:124:VAL:HB	2.11	0.50
10:I:71:LYS:HB3	10:I:130:TYR:CE2	2.46	0.50
15:N:31:LYS:O	15:N:33:ARG:N	2.45	0.50
29:3:76:PRO:HB3	29:3:119:ARG:HH21	1.77	0.50
33:7:27:GLN:NE2	33:7:33:TRP:HB3	2.20	0.50
33:7:175:ALA:O	33:7:178:VAL:HG22	2.11	0.50
35:9:214:LEU:HD12	35:9:233:GLY:HA3	1.92	0.50
1:2:55:A:N6	1:2:315:A:N6	2.60	0.50
1:2:418:G:H2'	1:2:419:U:H6	1.76	0.50
1:2:634:G:O6	1:2:707:U:N3	2.44	0.50
1:2:831:A:C6	1:2:832:G:C4	3.00	0.50
1:2:1053:A:C6	1:2:1054:C:C4	2.99	0.50
1:2:1207:G:C6	1:2:1208:C:N4	2.79	0.50
1:2:1208:C:H2'	1:2:1209:U:C6	2.46	0.50
1:2:1376:OMC:HM22	1:2:1377:C:H5'	1.94	0.50
16:O:129:GLN:OE1	16:O:129:GLN:N	2.44	0.50
35:9:110:VAL:HG13	35:9:163:PRO:HB2	1.94	0.50
35:9:218:LYS:HG3	35:9:230:ASP:OD2	2.11	0.50
1:2:116:A:C6	1:2:118:A:C2	2.99	0.50
1:2:893:G:C2	1:2:1370:A:C2	3.00	0.50
1:2:951:C:H42	17:P:15:GLY:HA3	1.76	0.50
1:2:1028:4AC:O7	1:2:1028:4AC:H5	2.10	0.50
1:2:1044:G:H2'	1:2:1045:A:C8	2.46	0.50
1:2:1101:U:H2'	1:2:1102:C:C6	2.47	0.50
1:2:1125:G:C2	1:2:1126:G:C5	2.99	0.50
1:2:1202:5MC:H3'	16:O:136:ARG:NH1	2.27	0.50
5:D:70:ARG:O	5:D:73:LEU:HB3	2.12	0.50

*Continued on next page...*

*Continued from previous page...*

Atom-1	Atom-2	Interatomic distance (Å)	Clash overlap (Å)
21:T:72:VAL:HG23	21:T:76:MET:SD	2.51	0.50
24:W:17:ARG:NH2	24:W:26:GLU:OE1	2.45	0.50
33:7:24:THR:HG21	33:7:186:LEU:HD12	1.93	0.50
1:2:531:U:H5'	1:2:532:G:H2'	1.94	0.50
1:2:825:U:H5	1:2:842:U:C5	2.29	0.50
1:2:973:A:H8	29:3:34:LYS:HB2	1.75	0.50
1:2:1345:G:H2'	1:2:1346:C:H6	1.76	0.50
2:A:99:ARG:HG2	2:A:100:ARG:HG3	1.93	0.50
5:D:32:LYS:HG3	5:D:33:TYR:CE2	2.47	0.50
8:G:22:THR:OG1	8:G:23:GLY:N	2.44	0.50
9:H:190:LEU:HB3	9:H:198:SER:HB3	1.93	0.50
20:S:27:ASP:OD1	20:S:28:PHE:N	2.44	0.50
27:Z:47:PHE:HD1	27:Z:84:GLU:O	1.95	0.50
1:2:219:G:C2	1:2:223:G:C6	3.00	0.50
1:2:270:U:P	11:J:54:LYS:HZ2	2.34	0.50
1:2:465:G:O2'	1:2:466:G:H5'	2.12	0.50
1:2:578:C:H2'	1:2:579:C:C6	2.46	0.50
1:2:821:C:H5''	24:W:5:ARG:NH1	2.27	0.50
1:2:1039:A:N1	1:2:1067:A:C6	2.80	0.50
1:2:1241:A:C6	1:2:1242:A:C5	3.00	0.50
6:E:197:GLY:HA3	6:E:216:GLU:O	2.11	0.50
23:V:44:LEU:HB3	23:V:46:LEU:HD21	1.94	0.50
30:5:816:U:H2'	30:5:817:A:H8	1.77	0.50
33:7:339:VAL:O	33:7:345:MET:HG2	2.11	0.50
1:2:545:C:N4	1:2:546:4AC:HM72	2.26	0.50
1:2:1002:C:H2'	1:2:1003:G:H8	1.77	0.50
1:2:1242:A:H2'	1:2:1243:A:H8	1.77	0.50
1:2:1265:C:C2	1:2:1266:C:C5	3.00	0.50
1:2:1469:6MZ:N3	1:2:1469:6MZ:H2'	2.26	0.50
2:A:18:GLN:HB3	2:A:38:ALA:O	2.12	0.50
8:G:47:LEU:HB3	8:G:49:GLU:HG2	1.93	0.50
8:G:55:PHE:HD2	8:G:125:TYR:HH	1.59	0.50
29:3:14:GLU:HG3	29:3:15:LEU:HD12	1.94	0.50
29:3:74:GLU:HG2	29:3:75:ILE:N	2.26	0.50
32:6:72:TRP:CH2	32:6:81:ASP:HB2	2.47	0.50
33:7:40:GLU:OE1	33:7:47:ILE:HB	2.12	0.50
35:9:31:LEU:HD11	35:9:78:VAL:HG11	1.94	0.50
1:2:121:U:H2'	1:2:122:C:C6	2.47	0.49
1:2:606:G:C2	1:2:607:A:C5	3.00	0.49
1:2:655:G:N1	1:2:656:G:C5	2.80	0.49
1:2:1039:A:O4'	3:B:103:ASN:ND2	2.45	0.49

*Continued on next page...*

*Continued from previous page...*

Atom-1	Atom-2	Interatomic distance (Å)	Clash overlap (Å)
1:2:1465:C:C4	1:2:1466:G:N7	2.80	0.49
7:F:91:ASN:ND2	7:F:93:ASP:HB3	2.27	0.49
15:N:7:PRO:O	15:N:9:GLY:N	2.41	0.49
26:Y:40:CYS:O	26:Y:42:ARG:N	2.44	0.49
31:4:31:G:H2'	31:4:32:OMC:H6	1.76	0.49
32:6:78:LYS:H	32:6:79:ARG:CZ	2.25	0.49
33:7:10:VAL:O	33:7:90:SER:OG	2.30	0.49
33:7:20:HIS:HB3	33:7:117:VAL:HG23	1.93	0.49
1:2:239:G:O2'	6:E:6:PRO:HB3	2.11	0.49
1:2:319:4AC:O7	1:2:319:4AC:H5	2.11	0.49
1:2:347:G:C2	1:2:348:G:C8	3.00	0.49
1:2:369:G:C5	1:2:370:C:C4	3.00	0.49
1:2:865:G:N1	1:2:866:G:N2	2.60	0.49
1:2:866:G:N2	1:2:876:U:O2	2.26	0.49
1:2:876:U:P	28:0:2:LYS:HZ2	2.27	0.49
1:2:1056:U:H2'	1:2:1058:A:OP2	2.12	0.49
1:2:1062:U:N3	1:2:1063:G:N7	2.60	0.49
1:2:1093:C:H42	1:2:1119:C:N4	2.09	0.49
1:2:1505:C:C2	30:5:810:G:C2	3.00	0.49
6:E:185:VAL:HG21	6:E:230:ALA:HB1	1.94	0.49
8:G:67:THR:O	8:G:116:ILE:HG23	2.12	0.49
31:4:20:H2U:H3'	31:4:22:G:OP1	2.13	0.49
31:4:63:G:C2	31:4:64:G:C8	2.99	0.49
1:2:28:G:H1'	1:2:885:A:H61	1.77	0.49
1:2:116:A:C5	1:2:118:A:C6	3.00	0.49
1:2:464:A:C2	1:2:513:A:C5	3.00	0.49
1:2:466:G:C4	1:2:467:G:N1	2.81	0.49
1:2:466:G:O2'	1:2:467:G:H5'	2.12	0.49
1:2:576:U:P	6:E:24:LYS:HZ1	2.33	0.49
1:2:863:A:C6	1:2:864:C:N4	2.81	0.49
1:2:904:A:O2'	1:2:906:U:OP1	2.20	0.49
1:2:1289:U:H2'	1:2:1290:G:C8	2.47	0.49
1:2:1485:G:H22	1:2:1487:MA6:H3'	1.77	0.49
6:E:10:LEU:HD12	6:E:11:LYS:N	2.26	0.49
17:P:16:LYS:NZ	17:P:28:GLY:O	2.40	0.49
18:Q:29:THR:OG1	18:Q:30:VAL:N	2.45	0.49
20:S:23:GLU:OE2	20:S:34:LYS:HD2	2.11	0.49
35:9:181:GLY:O	35:9:229:VAL:N	2.45	0.49
1:2:89:G:C2	1:2:90:G:C4	3.00	0.49
1:2:174:C:H2'	1:2:175:C:C6	2.47	0.49
1:2:452:G:C6	1:2:453:C:C4	3.00	0.49

*Continued on next page...*

*Continued from previous page...*

Atom-1	Atom-2	Interatomic distance (Å)	Clash overlap (Å)
1:2:974:U:HO2'	26:Y:3:GLN:HE21	1.54	0.49
1:2:1013:G:N2	1:2:1184:4AC:C2	2.75	0.49
1:2:1085:C:H2'	1:2:1086:C:C6	2.46	0.49
2:A:116:TYR:CD2	2:A:155:PHE:CG	2.99	0.49
7:F:50:ILE:O	7:F:54:LEU:N	2.36	0.49
10:I:51:GLU:N	10:I:51:GLU:OE1	2.46	0.49
28:0:28:ARG:HG2	28:0:29:GLN:NE2	2.27	0.49
29:3:16:ALA:O	29:3:20:LEU:HB2	2.12	0.49
31:4:10:G:C2	31:4:11:A:C8	3.00	0.49
32:6:95:LEU:HD13	32:6:100:ILE:O	2.12	0.49
33:7:113:GLY:HA2	33:7:143:ASN:HB2	1.95	0.49
35:9:68:VAL:HA	35:9:80:VAL:HG12	1.95	0.49
1:2:32:G:H2'	1:2:33:A:H8	1.77	0.49
1:2:117:C:OP2	11:J:11:LYS:HE2	2.13	0.49
1:2:418:G:H2'	1:2:419:U:C6	2.47	0.49
1:2:636:4AC:N4	1:2:704:G:O6	2.46	0.49
1:2:990:G:N2	1:2:995:U:O4	2.40	0.49
1:2:1233:4AC:O7	1:2:1233:4AC:H5	2.11	0.49
1:2:1362:C:C2	1:2:1363:C:C5	3.01	0.49
1:2:1401:U:N3	1:2:1402:A:C5	2.80	0.49
9:H:38:ASN:HD22	9:H:62:HIS:N	2.09	0.49
11:J:88:GLN:HB2	11:J:91:ARG:HH21	1.77	0.49
25:X:67:ILE:HG12	25:X:68:LYS:N	2.26	0.49
27:Z:30:TYR:OH	27:Z:33:LEU:HD23	2.13	0.49
33:7:366:THR:HG21	33:7:382:LEU:HD21	1.93	0.49
34:8:9:GLU:OE1	34:8:10:MET:HG3	2.12	0.49
35:9:69:ILE:HD11	35:9:81:SER:HB2	1.93	0.49
1:2:215:A:H2'	1:2:216:G:C8	2.47	0.49
1:2:528:U:O4	1:2:855:U:O2'	2.22	0.49
1:2:591:G:C2	1:2:592:U:N3	2.81	0.49
1:2:917:G:H2'	1:2:917:G:N3	2.27	0.49
1:2:930:A:C5	1:2:931:A:C6	3.01	0.49
1:2:982:A:H2'	1:2:983:G:H8	1.76	0.49
1:2:1115:G:N1	1:2:1116:A:N1	2.61	0.49
1:2:1115:G:C2	1:2:1116:A:C2	3.00	0.49
1:2:1234:G:N2	1:2:1249:A:H62	2.08	0.49
1:2:1271:U:H4'	1:2:1273:A:C2	2.34	0.49
7:F:214:THR:HB	7:F:215:PRO:HD2	1.94	0.49
9:H:10:PHE:HE2	9:H:12:PRO:HB3	1.78	0.49
9:H:73:ARG:NH2	9:H:75:GLY:O	2.37	0.49
17:P:20:ARG:NH1	17:P:27:TYR:OH	2.44	0.49

*Continued on next page...*



*Continued from previous page...*

Atom-1	Atom-2	Interatomic distance (Å)	Clash overlap (Å)
33:7:46:THR:HB	33:7:95:PRO:HA	1.95	0.49
1:2:245:G:C5	1:2:246:C:C5	3.01	0.49
1:2:267:G:C2	1:2:268:G:C5	3.01	0.49
1:2:689:G:C6	1:2:691:G:C4	2.99	0.49
1:2:964:G:O2'	1:2:1009:A:N1	2.36	0.49
1:2:1112:A:C2	1:2:1113:G:C5	3.00	0.49
1:2:1476:A:C6	1:2:1499:G:C2	3.01	0.49
3:B:75:TYR:CE2	3:B:161:ARG:HD3	2.47	0.49
4:C:22:THR:O	4:C:25:GLU:HG2	2.13	0.49
4:C:55:CYS:HB3	4:C:58:CYS:HB2	1.93	0.49
13:L:56:GLU:OE1	13:L:56:GLU:N	2.46	0.49
18:Q:33:ILE:O	18:Q:37:VAL:HG23	2.11	0.49
29:3:66:LEU:HB2	29:3:67:PRO:HD3	1.93	0.49
31:4:75:C:H1'	33:7:225:LYS:HE3	1.94	0.49
34:8:35:ILE:HG12	34:8:44:ILE:HG12	1.94	0.49
1:2:206:C:O3'	11:J:43:ARG:NH1	2.38	0.49
1:2:313:G:C2	1:2:314:G:H1'	2.48	0.49
1:2:467:G:N7	1:2:468:C:C4	2.80	0.49
1:2:741:G:C4	1:2:742:G:C8	3.01	0.49
1:2:813:G:N1	1:2:815:G:C4	2.80	0.49
1:2:849:G:C6	1:2:850:C:N4	2.80	0.49
1:2:1013:G:H22	1:2:1184:4AC:C4	2.25	0.49
1:2:1192:C:H5''	1:2:1193:4AC:OP2	2.11	0.49
1:2:1437:A:C2	1:2:1438:G:H1'	2.48	0.49
4:C:4:ASN:ND2	4:C:4:ASN:O	2.45	0.49
4:C:16:SER:OG	4:C:17:CYS:N	2.45	0.49
14:M:106:ALA:HB2	14:M:112:ILE:HD11	1.95	0.49
18:Q:130:ARG:O	18:Q:133:VAL:HG12	2.12	0.49
27:Z:56:GLY:CA	27:Z:61:ARG:HB2	2.43	0.49
27:Z:109:PHE:CE1	27:Z:110:ARG:HG3	2.47	0.49
33:7:242:ILE:HG21	33:7:246:LEU:HA	1.94	0.49
33:7:376:ASP:CG	33:7:377:GLU:HG3	2.33	0.49
34:8:114:THR:HG21	34:8:125:ILE:HG23	1.93	0.49
1:2:49:G:N2	1:2:409:C:C2	2.80	0.49
1:2:263:G:C2	1:2:282:A:C2	3.00	0.49
1:2:593:G:N1	1:2:594:G:C5	2.81	0.49
1:2:638:G:C6	1:2:639:G:C5	3.00	0.49
1:2:739:A:N6	1:2:775:G:O6	2.45	0.49
1:2:832:G:C2	1:2:833:G:C5	3.01	0.49
1:2:1395:G:O2'	1:2:1449:G:N2	2.46	0.49
1:2:1413:G:C6	1:2:1431:G:C6	3.01	0.49

*Continued on next page...*

*Continued from previous page...*

Atom-1	Atom-2	Interatomic distance (Å)	Clash overlap (Å)
1:2:1482:A:O2'	1:2:1483:G:H5'	2.13	0.49
2:A:116:TYR:N	2:A:116:TYR:CD1	2.81	0.49
7:F:53:LEU:O	7:F:54:LEU:HD23	2.12	0.49
13:L:83:ARG:HG2	13:L:87:ARG:NH1	2.21	0.49
16:O:45:LEU:HD23	16:O:45:LEU:H	1.78	0.49
18:Q:93:GLU:OE1	18:Q:93:GLU:N	2.46	0.49
19:R:44:ARG:O	19:R:46:THR:HG23	2.12	0.49
20:S:65:LYS:HE3	20:S:67:LEU:HD11	1.93	0.49
21:T:81:ILE:HD11	21:T:103:LEU:HD21	1.95	0.49
33:7:80:ASP:OD1	34:8:119:GLU:HA	2.13	0.49
35:9:224:ALA:HB3	35:9:225:PRO:HD3	1.95	0.49
1:2:156:G:N2	1:2:158:A:H5''	2.28	0.49
1:2:171:C:H2'	1:2:172:C:O4'	2.12	0.49
1:2:485:C:H2'	1:2:486:A:O4'	2.13	0.49
1:2:588:A:H5'	1:2:589:C:OP2	2.13	0.49
1:2:789:C:H2'	1:2:790:G:H8	1.77	0.49
1:2:984:G:O6	1:2:993:C:N4	2.46	0.49
1:2:1127:G:C6	1:2:1128:G:N7	2.81	0.49
1:2:1324:C:H2'	1:2:1325:C:C6	2.48	0.49
1:2:1380:U:C2	1:2:1381:C:C6	3.00	0.49
2:A:27:PHE:CZ	2:A:83:PHE:HB2	2.48	0.49
2:A:100:ARG:HA	2:A:129:ARG:HE	1.78	0.49
12:K:25:ARG:HB2	22:U:150:TYR:HD1	1.78	0.49
25:X:59:GLU:C	25:X:61:GLU:H	2.16	0.49
33:7:273:PHE:HB2	35:9:190:PRO:CG	2.43	0.49
33:7:289:ALA:HB2	33:7:295:VAL:HG21	1.95	0.49
33:7:324:PRO:HD2	33:7:388:VAL:HG13	1.94	0.49
34:8:116:LEU:HG	34:8:123:TRP:CD1	2.48	0.49
1:2:179:G:C2	1:2:208:G:H1'	2.47	0.48
1:2:606:G:H2'	1:2:607:A:C8	2.48	0.48
1:2:610:C:O2'	10:I:78:ARG:NH1	2.46	0.48
1:2:688:A:OP2	2:A:129:ARG:NH2	2.46	0.48
1:2:993:C:C2	1:2:994:U:C5	3.01	0.48
1:2:1160:G:C2	1:2:1161:G:C8	3.01	0.48
1:2:1241:A:H2'	1:2:1242:A:C8	2.47	0.48
1:2:1279:G:N2	1:2:1305:G:N3	2.61	0.48
7:F:24:MET:O	7:F:27:LYS:N	2.46	0.48
16:O:117:GLY:O	16:O:121:GLU:HG3	2.12	0.48
25:X:15:ILE:HD11	25:X:28:LYS:N	2.28	0.48
27:Z:144:VAL:HG12	27:Z:145:ARG:N	2.22	0.48
30:5:819:A:C6	31:4:37:A:C2	3.01	0.48

*Continued on next page...*

*Continued from previous page...*

Atom-1	Atom-2	Interatomic distance (Å)	Clash overlap (Å)
32:6:16:VAL:HG11	32:6:93:TRP:CZ3	2.47	0.48
1:2:157:A:H2'	1:2:158:A:O4'	2.13	0.48
1:2:193:G:C6	1:2:194:A:N1	2.81	0.48
1:2:255:A:N7	1:2:288:A:C5	2.81	0.48
1:2:268:G:O2'	1:2:269:G:OP1	2.26	0.48
1:2:295:G:H2'	1:2:296:U:C5	2.48	0.48
1:2:529:A:C2	1:2:533:G:N7	2.81	0.48
1:2:570:G:H2'	1:2:571:C:O4'	2.13	0.48
1:2:643:A:C2	1:2:644:C:C2	3.01	0.48
1:2:980:C:C4	1:2:990:G:C5	3.01	0.48
1:2:1133:U:C4	1:2:1156:G:C4	3.00	0.48
1:2:1272:C:N4	9:H:177:LYS:HA	2.28	0.48
1:2:1476:A:N6	1:2:1499:G:C6	2.81	0.48
10:I:31:SER:OG	10:I:33:LEU:N	2.46	0.48
25:X:67:ILE:HG23	25:X:70:ARG:H	1.78	0.48
32:6:16:VAL:HG21	32:6:93:TRP:HZ3	1.78	0.48
33:7:127:PRO:HB2	33:7:128:GLN:OE1	2.13	0.48
1:2:90:G:C4	1:2:91:G:C8	3.01	0.48
1:2:372:A:C4	1:2:373:A2M:N7	2.82	0.48
1:2:615:G:C2	1:2:616:G:C8	3.01	0.48
1:2:894:G:H2'	1:2:895:C:O4'	2.12	0.48
1:2:1112:A:N3	1:2:1113:G:C8	2.81	0.48
10:I:31:SER:OG	10:I:34:ILE:HG13	2.13	0.48
25:X:18:THR:HG22	25:X:19:GLY:N	2.27	0.48
27:Z:70:GLU:OE1	27:Z:71:ARG:HG3	2.13	0.48
27:Z:150:TYR:CD1	27:Z:150:TYR:N	2.79	0.48
1:2:412:A:C2	1:2:413:G:C8	3.01	0.48
1:2:435:U:OP2	1:2:435:U:H6	1.95	0.48
1:2:981:C:O2	26:Y:37:ARG:NE	2.47	0.48
1:2:1167:G:H2'	1:2:1168:G:O4'	2.13	0.48
1:2:1364:U:C2	1:2:1365:U:C5	3.02	0.48
1:2:1398:G:O2'	1:2:1399:C:H6	1.96	0.48
1:2:1401:U:C2	1:2:1402:A:C8	3.01	0.48
1:2:1407:A:N7	1:2:1437:A:C6	2.81	0.48
2:A:11:LYS:NZ	2:A:12:ASP:OD2	2.46	0.48
10:I:50:PHE:HB3	10:I:63:VAL:HG22	1.94	0.48
13:L:18:GLU:HG3	13:L:19:VAL:HG13	1.96	0.48
26:Y:27:PRO:O	29:3:45:ARG:NE	2.25	0.48
29:3:92:ILE:HG13	29:3:93:GLU:H	1.79	0.48
31:4:54:5MU:H73	31:4:55:PSU:C2	2.49	0.48
33:7:8:PRO:HD2	33:7:281:PHE:CE1	2.48	0.48

*Continued on next page...*

*Continued from previous page...*

Atom-1	Atom-2	Interatomic distance (Å)	Clash overlap (Å)
34:8:44:ILE:HD12	34:8:81:LEU:HD23	1.94	0.48
35:9:123:GLU:HA	35:9:127:TRP:CD1	2.48	0.48
1:2:22:G:C2	1:2:23:A:C4	3.01	0.48
1:2:465:G:H2'	1:2:466:G:C8	2.49	0.48
1:2:1421:U:O2'	1:2:1422:C:H5'	2.14	0.48
7:F:62:ASN:CG	7:F:91:ASN:HA	2.34	0.48
7:F:142:PRO:HB2	7:F:143:PHE:HD2	1.78	0.48
8:G:3:THR:HB	8:G:22:THR:HB	1.95	0.48
8:G:87:LEU:HD12	8:G:104:LYS:NZ	2.28	0.48
11:J:56:ARG:HD3	11:J:56:ARG:HA	1.63	0.48
18:Q:74:ARG:HH11	18:Q:80:ARG:HD3	1.79	0.48
27:Z:104:GLU:HB3	27:Z:169:ALA:HB1	1.95	0.48
33:7:138:ILE:HG23	33:7:410:TRP:HB2	1.95	0.48
1:2:391:A:C2	1:2:392:A:C5	3.01	0.48
1:2:547:G:N2	1:2:728:G:C6	2.82	0.48
1:2:704:G:H2'	1:2:705:G:H8	1.79	0.48
1:2:753:G:C2	1:2:764:C:C2	3.02	0.48
1:2:793:C:H2'	1:2:794:U:H6	1.78	0.48
1:2:794:U:C4	1:2:841:U:C5	3.01	0.48
1:2:860:A:H2	1:2:861:G:H21	1.59	0.48
1:2:962:G:H5'	17:P:3:LYS:HG2	1.95	0.48
1:2:1147:4AC:H5'	1:2:1148:G:OP2	2.14	0.48
1:2:1484:G:C2	1:2:1485:G:C8	3.01	0.48
1:2:1502:C:C2	1:2:1503:A:C8	3.01	0.48
4:C:49:LEU:HD12	4:C:49:LEU:O	2.14	0.48
8:G:21:ILE:HD12	8:G:25:GLU:HB3	1.95	0.48
12:K:38:PRO:O	12:K:41:ALA:N	2.43	0.48
16:O:80:ASN:N	16:O:92:HIS:ND1	2.61	0.48
23:V:19:ILE:HB	23:V:69:ALA:O	2.14	0.48
31:4:8:4SU:H4'	31:4:21:A:H61	1.78	0.48
1:2:80:G:C6	1:2:94:G:C6	3.02	0.48
1:2:323:G:H8	1:2:323:G:O5'	1.96	0.48
1:2:425:U:O5'	1:2:425:U:H6	1.96	0.48
1:2:595:G:C2	1:2:596:G:H1'	2.48	0.48
1:2:687:C:N4	1:2:688:A:N1	2.62	0.48
1:2:813:G:C5	1:2:815:G:H1'	2.49	0.48
1:2:1118:G:N7	1:2:1119:C:C4	2.81	0.48
1:2:1405:U:C2	1:2:1406:G:C8	3.01	0.48
1:2:1476:A:H2'	1:2:1477:G:H8	1.79	0.48
3:B:128:LYS:O	3:B:131:ILE:N	2.47	0.48
9:H:10:PHE:H	12:K:42:ARG:NH1	2.11	0.48

*Continued on next page...*

*Continued from previous page...*

Atom-1	Atom-2	Interatomic distance (Å)	Clash overlap (Å)
15:N:70:ARG:HH21	15:N:118:ASP:CG	2.16	0.48
15:N:98:ASP:OD1	15:N:99:GLU:N	2.46	0.48
16:O:101:ALA:HA	16:O:104:GLU:HG2	1.95	0.48
21:T:49:ARG:O	21:T:53:LEU:HG	2.14	0.48
26:Y:17:ARG:HH12	29:3:44:GLU:CD	2.17	0.48
33:7:51:TYR:CE2	33:7:294:LEU:HB3	2.48	0.48
1:2:120:G:C2	1:2:247:G:C2	3.02	0.48
1:2:141:G:C6	1:2:176:A:C6	3.02	0.48
1:2:466:G:N2	1:2:467:G:H22	2.12	0.48
1:2:930:A:C2	21:T:87:LYS:HE2	2.49	0.48
1:2:1025:C:H2'	1:2:1026:G:H8	1.77	0.48
1:2:1061:G:N1	1:2:1062:U:C4	2.81	0.48
1:2:1444:G:C5	1:2:1445:C:C4	3.02	0.48
2:A:11:LYS:HZ2	2:A:13:LYS:H	1.62	0.48
2:A:98:ARG:O	2:A:101:THR:OG1	2.25	0.48
2:A:116:TYR:N	2:A:116:TYR:HD1	2.11	0.48
5:D:22:ARG:HG3	5:D:25:ARG:NH2	2.29	0.48
7:F:70:LEU:HD23	7:F:70:LEU:H	1.79	0.48
12:K:51:LEU:HD21	12:K:98:LYS:HB3	1.96	0.48
15:N:14:ARG:NH2	19:R:65:LEU:HB3	2.28	0.48
23:V:28:GLU:N	23:V:28:GLU:OE1	2.47	0.48
23:V:62:SER:O	23:V:62:SER:OG	2.27	0.48
28:0:1:MET:HE3	28:0:23:ILE:HG21	1.96	0.48
33:7:58:VAL:HG23	33:7:86:LEU:CD1	2.43	0.48
33:7:289:ALA:CB	33:7:295:VAL:HG21	2.44	0.48
1:2:486:A:N6	1:2:487:G:C4	2.81	0.48
1:2:781:A:C8	1:2:783:A:C8	3.02	0.48
1:2:925:G:H2'	1:2:926:G:O4'	2.14	0.48
1:2:1219:G:O2'	1:2:1220:G:O4'	2.31	0.48
1:2:1239:4AC:O2	1:2:1245:G:N2	2.47	0.48
1:2:1437:A:C4	1:2:1438:G:C8	3.02	0.48
3:B:78:LYS:HB3	3:B:79:PRO:HD3	1.95	0.48
7:F:122:ILE:HD11	7:F:202:PHE:CE1	2.48	0.48
29:3:75:ILE:HG12	29:3:77:TYR:HB3	1.94	0.48
33:7:127:PRO:O	33:7:341:GLY:HA2	2.14	0.48
33:7:130:ARG:HH22	33:7:338:ARG:HG3	1.78	0.48
1:2:316:G:N2	5:D:4:PRO:HD2	2.29	0.48
1:2:504:G:C6	1:2:505:G:C5	3.02	0.48
1:2:680:G:H3'	1:2:681:G:H8	1.77	0.48
1:2:886:A:H2'	1:2:886:A:N3	2.29	0.48
1:2:958:G:C2	1:2:959:G:C8	3.01	0.48

*Continued on next page...*

*Continued from previous page...*

Atom-1	Atom-2	Interatomic distance (Å)	Clash overlap (Å)
1:2:1197:C:H5''	1:2:1198:U:H5''	1.96	0.48
1:2:1331:G:OP2	1:2:1333:C:N4	2.47	0.48
1:2:1337:A:C6	1:2:1339:C:C2	3.02	0.48
3:B:118:THR:O	3:B:140:LEU:HB2	2.13	0.48
6:E:3:ARG:HH21	6:E:4:LYS:NZ	2.12	0.48
6:E:37:HIS:CD2	6:E:144:ASP:HB3	2.49	0.48
6:E:74:ASP:OD2	6:E:123:LYS:NZ	2.28	0.48
10:I:42:GLN:O	10:I:45:GLY:N	2.39	0.48
14:M:133:ARG:CG	14:M:136:ARG:HD3	2.44	0.48
15:N:48:PRO:O	15:N:49:GLN:HG3	2.14	0.48
15:N:87:PHE:O	15:N:125:LYS:HA	2.14	0.48
27:Z:25:LEU:O	27:Z:25:LEU:HD23	2.13	0.48
29:3:73:LYS:CE	29:3:75:ILE:HB	2.43	0.48
32:6:13:VAL:HG12	32:6:14:ILE:H	1.79	0.48
33:7:217:VAL:HG11	33:7:238:ILE:HG23	1.96	0.48
1:2:188:U:H1'	1:2:189:A:N7	2.29	0.47
1:2:263:G:C6	1:2:282:A:N1	2.82	0.47
1:2:481:G:C4	1:2:482:U:C5	3.02	0.47
1:2:759:A:N3	1:2:761:A:C6	2.82	0.47
1:2:871:A:C5	1:2:872:A:N1	2.81	0.47
1:2:1039:A:C2	1:2:1067:A:C2	3.02	0.47
3:B:13:LEU:HG	3:B:18:HIS:CE1	2.48	0.47
9:H:24:GLU:OE2	9:H:24:GLU:N	2.47	0.47
23:V:33:ARG:NH2	23:V:89:ARG:HG2	2.29	0.47
31:4:29:G:C4	31:4:30:G:C8	3.02	0.47
35:9:113:LYS:HD3	35:9:113:LYS:HA	1.65	0.47
1:2:273:C:N4	1:2:274:G:C6	2.82	0.47
1:2:402:G:N3	1:2:403:G:C8	2.82	0.47
1:2:412:A:O2'	1:2:413:G:H5'	2.14	0.47
1:2:451:A:N3	1:2:452:G:H1'	2.29	0.47
1:2:891:U:C2	1:2:892:U:C5	3.02	0.47
1:2:919:G:N2	1:2:1209:U:O2	2.47	0.47
1:2:986:U:H6	1:2:986:U:O5'	1.98	0.47
1:2:1453:G:C5	1:2:1454:G:C8	3.03	0.47
2:A:15:LYS:O	2:A:16:LEU:HD23	2.14	0.47
9:H:85:PHE:CD2	9:H:87:ARG:NH2	2.82	0.47
10:I:31:SER:N	10:I:34:ILE:HD12	2.26	0.47
16:O:109:LEU:HD13	16:O:116:ARG:HB3	1.96	0.47
19:R:64:GLU:HG2	19:R:65:LEU:N	2.29	0.47
24:W:16:LEU:O	24:W:28:ILE:HA	2.14	0.47
27:Z:130:ILE:HG23	27:Z:146:PHE:HD2	1.79	0.47

*Continued on next page...*

*Continued from previous page...*

Atom-1	Atom-2	Interatomic distance (Å)	Clash overlap (Å)
33:7:360:SER:O	33:7:395:THR:HA	2.14	0.47
1:2:226:U:HO2'	1:2:227:C:H6	1.60	0.47
1:2:236:G:C4	1:2:237:A:C8	3.02	0.47
1:2:321:G:C2	1:2:322:A:C5	3.03	0.47
1:2:465:G:C6	1:2:466:G:N1	2.82	0.47
1:2:513:A:H4'	1:2:514:G:O5'	2.14	0.47
1:2:655:G:C2	1:2:656:G:C4	3.02	0.47
1:2:1028:4AC:H5''	1:2:1029:G:OP2	2.13	0.47
1:2:1083:C:C2	1:2:1084:C:C5	3.02	0.47
1:2:1434:U:O5'	1:2:1434:U:H6	1.98	0.47
2:A:42:GLU:OE2	2:A:42:GLU:N	2.45	0.47
5:D:32:LYS:HG3	5:D:33:TYR:CD2	2.49	0.47
5:D:129:HIS:CG	5:D:158:SER:HG	2.29	0.47
11:J:11:LYS:HB3	11:J:12:PRO:HD2	1.96	0.47
14:M:39:ILE:O	14:M:74:LYS:NZ	2.48	0.47
16:O:95:THR:OG1	16:O:96:ALA:N	2.48	0.47
18:Q:100:LYS:HE3	18:Q:100:LYS:HB3	1.76	0.47
19:R:34:PHE:HE1	19:R:51:ARG:HH21	1.63	0.47
29:3:16:ALA:HA	29:3:20:LEU:HD13	1.97	0.47
29:3:77:TYR:HE1	29:3:123:LYS:HA	1.80	0.47
30:5:811:U:N3	30:5:812:G:N7	2.62	0.47
33:7:138:ILE:HG12	33:7:410:TRP:HB3	1.96	0.47
1:2:46:G:C6	1:2:412:A:C6	3.02	0.47
1:2:444:U:H2'	1:2:445:G:C8	2.48	0.47
1:2:539:A:N7	1:2:540:A:C6	2.82	0.47
1:2:886:A:C6	1:2:887:G:C8	3.02	0.47
1:2:1235:A:C6	1:2:1236:C:C2	3.01	0.47
1:2:1272:C:C4	9:H:177:LYS:HA	2.49	0.47
1:2:1302:C:C2	1:2:1303:G:C8	3.02	0.47
2:A:177:LYS:O	2:A:177:LYS:HD3	2.15	0.47
7:F:175:LEU:HD21	7:F:205:LEU:HD11	1.95	0.47
18:Q:16:ARG:HH21	18:Q:62:THR:HG21	1.78	0.47
25:X:25:THR:O	25:X:44:ASN:HA	2.14	0.47
33:7:14:VAL:CG2	33:7:93:ASP:HA	2.44	0.47
33:7:357:LEU:O	33:7:367:LEU:HD12	2.14	0.47
1:2:46:G:C2	1:2:47:G:C5	3.03	0.47
1:2:401:G:H2'	1:2:402:G:C8	2.48	0.47
1:2:831:A:C5	1:2:832:G:C8	3.02	0.47
1:2:1022:G:C5	1:2:1178:A:N1	2.83	0.47
1:2:1046:G:C2	1:2:1047:G:C8	3.03	0.47
1:2:1220:G:C2	1:2:1221:G:C8	3.02	0.47

*Continued on next page...*

*Continued from previous page...*

Atom-1	Atom-2	Interatomic distance (Å)	Clash overlap (Å)
1:2:1303:G:C2	1:2:1304:U:C6	3.02	0.47
1:2:1408:G:O6	1:2:1436:G:N2	2.47	0.47
1:2:1452:A:C5	33:7:352:ARG:HG3	2.50	0.47
5:D:23:LEU:HD23	5:D:23:LEU:HA	1.63	0.47
5:D:169:MET:HA	5:D:172:GLU:OE1	2.14	0.47
8:G:87:LEU:HA	8:G:104:LYS:HD3	1.96	0.47
9:H:206:GLU:O	9:H:210:ILE:HG12	2.15	0.47
10:I:57:ARG:O	10:I:59:GLY:N	2.47	0.47
13:L:19:VAL:HA	13:L:22:GLN:HB2	1.96	0.47
20:S:40:ASN:OD1	27:Z:193:ILE:HG23	2.14	0.47
31:4:21:A:C8	31:4:46:A:C2	3.02	0.47
32:6:39:VAL:HG23	32:6:47:ARG:HB2	1.96	0.47
1:2:604:G:C2	1:2:605:G:C5	3.03	0.47
1:2:863:A:C6	1:2:878:A:N7	2.83	0.47
1:2:970:A:C2	1:2:1005:G:C4	3.02	0.47
1:2:993:C:H2'	1:2:994:U:H6	1.75	0.47
1:2:1066:A:C8	3:B:125:GLN:NE2	2.83	0.47
1:2:1224:A:C5	1:2:1261:A:C5	3.02	0.47
1:2:1244:G:C6	1:2:1245:G:C5	3.03	0.47
1:2:1346:C:N4	1:2:1347:G:C6	2.83	0.47
1:2:1361:U:H2'	1:2:1362:C:H6	1.80	0.47
1:2:1378:5HM:O2	1:2:1468:A:C6	2.67	0.47
10:I:79:PHE:O	10:I:124:ARG:HA	2.14	0.47
18:Q:121:GLY:O	18:Q:125:ILE:HG13	2.14	0.47
22:U:21:LYS:HA	22:U:52:TYR:CE1	2.48	0.47
29:3:113:GLU:OE1	29:3:114:ILE:HG12	2.14	0.47
30:5:812:G:C6	30:5:813:A:C5	3.03	0.47
31:4:4:G:O2'	31:4:5:G:H5'	2.14	0.47
33:7:269:TYR:HE1	33:7:385:PRO:HD2	1.77	0.47
1:2:41:G:O6	1:2:516:G:C5	2.68	0.47
1:2:186:G:C2	1:2:187:G:N7	2.83	0.47
1:2:373:A2M:HM'1	1:2:374:A:N3	2.29	0.47
1:2:429:A:C6	1:2:430:C:C4	3.02	0.47
1:2:525:U:C2	1:2:527:U:C4	3.02	0.47
1:2:588:A:H8	1:2:589:C:C5	2.33	0.47
1:2:616:G:C2	1:2:617:C:C6	3.02	0.47
1:2:618:C:C4	1:2:619:U:O4	2.68	0.47
1:2:665:C:C2	1:2:666:C:C5	3.03	0.47
1:2:691:G:OP2	1:2:799:G:N2	2.47	0.47
1:2:917:G:N1	1:2:1311:G:C6	2.83	0.47
1:2:1082:G:H5'	12:K:113:ARG:HG3	1.97	0.47

*Continued on next page...*



*Continued from previous page...*

Atom-1	Atom-2	Interatomic distance (Å)	Clash overlap (Å)
1:2:1094:C:H4'	1:2:1095:A:H8	1.79	0.47
1:2:1112:A:H2'	1:2:1113:G:C8	2.44	0.47
1:2:1141:A:C5	1:2:1143:A:C5	3.03	0.47
1:2:1148:G:C2	1:2:1149:G:C4	3.03	0.47
1:2:1180:G:C6	1:2:1181:C:N4	2.82	0.47
1:2:1252:U:H5''	1:2:1253:A:H5'	1.96	0.47
1:2:1404:G:H2'	1:2:1405:U:O4'	2.15	0.47
3:B:166:LEU:O	3:B:170:ILE:HG13	2.15	0.47
9:H:5:LEU:HA	9:H:8:ARG:HB3	1.97	0.47
10:I:95:PRO:HG2	10:I:99:PHE:HB3	1.97	0.47
12:K:95:LEU:HD12	12:K:95:LEU:HA	1.75	0.47
14:M:10:LYS:NZ	14:M:12:GLU:HB2	2.30	0.47
20:S:23:GLU:HB3	20:S:24:PHE:CE1	2.49	0.47
21:T:65:THR:OG1	21:T:66:HIS:N	2.47	0.47
27:Z:82:VAL:HG12	27:Z:83:GLN:N	2.29	0.47
29:3:23:VAL:HA	29:3:26:ALA:HB3	1.96	0.47
33:7:249:VAL:HG23	33:7:279:ILE:HG13	1.97	0.47
33:7:269:TYR:HE1	33:7:384:ARG:HB2	1.80	0.47
35:9:180:SER:HA	35:9:230:ASP:HA	1.95	0.47
1:2:145:G:H2'	1:2:146:A:C8	2.50	0.47
1:2:312:G:O2'	1:2:313:G:H5'	2.15	0.47
1:2:424:C:H4'	1:2:425:U:H5	1.80	0.47
1:2:494:C:H2'	1:2:495:G:H5'	1.96	0.47
1:2:519:G:N3	1:2:520:G:C8	2.82	0.47
1:2:590:4AC:O7	1:2:590:4AC:H5	2.15	0.47
1:2:637:G:C2	1:2:704:G:C5	3.03	0.47
1:2:793:C:H4'	10:I:13:HIS:CE1	2.49	0.47
1:2:891:U:H2'	1:2:892:U:C6	2.50	0.47
1:2:989:A:H2'	1:2:991:G:N7	2.30	0.47
1:2:1109:G:C2	1:2:1110:G:C8	3.03	0.47
1:2:1116:A:C6	1:2:1117:G:N2	2.83	0.47
1:2:1479:4AC:O7	1:2:1479:4AC:H5	2.14	0.47
4:C:55:CYS:SG	4:C:58:CYS:N	2.73	0.47
11:J:89:PHE:CG	11:J:94:ILE:HB	2.50	0.47
23:V:11:ASN:O	23:V:15:GLY:N	2.46	0.47
35:9:215:LEU:HG	35:9:233:GLY:HA2	1.97	0.47
1:2:94:G:H2'	1:2:95:C:C6	2.50	0.47
1:2:205:G:C6	1:2:206:C:C4	3.03	0.47
1:2:645:C:H2'	1:2:646:C:C6	2.50	0.47
1:2:685:G:C6	1:2:686:C:C4	3.02	0.47
1:2:769:A:C2	1:2:770:G:H1'	2.50	0.47

*Continued on next page...*

*Continued from previous page...*

Atom-1	Atom-2	Interatomic distance (Å)	Clash overlap (Å)
1:2:770:G:H2'	1:2:771:U:C6	2.49	0.47
1:2:897:G:N1	1:2:1474:G:N7	2.63	0.47
1:2:1304:U:O2'	16:O:29:LYS:NZ	2.47	0.47
1:2:1329:G:C6	1:2:1342:G:N1	2.82	0.47
4:C:14:CYS:CB	4:C:17:CYS:SG	2.98	0.47
12:K:51:LEU:HD23	12:K:99:PHE:CD1	2.50	0.47
13:L:83:ARG:CZ	13:L:83:ARG:HB2	2.44	0.47
16:O:38:MET:O	16:O:42:VAL:HG22	2.15	0.47
21:T:8:TYR:HE2	21:T:9:ARG:HE	1.63	0.47
22:U:68:VAL:O	22:U:119:ARG:N	2.44	0.47
23:V:81:ILE:HG13	23:V:82:GLU:N	2.30	0.47
31:4:36:U:H2'	31:4:37:A:C8	2.50	0.47
31:4:60:U:H5''	31:4:61:C:C5	2.50	0.47
33:7:248:LYS:O	33:7:276:ILE:HD12	2.15	0.47
1:2:27:U:H2'	1:2:28:G:C8	2.50	0.47
1:2:99:C:H2'	1:2:100:G:O4'	2.14	0.47
1:2:105:A:C2	1:2:336:A:N1	2.83	0.47
1:2:255:A:C2	1:2:291:A:C4	3.03	0.47
1:2:672:U:C5	1:2:673:C:C5	3.03	0.47
1:2:1261:A:H2'	1:2:1262:A:C8	2.49	0.47
1:2:1398:G:C2	1:2:1399:C:C2	3.03	0.47
1:2:1409:G:C6	1:2:1435:C:N3	2.83	0.47
3:B:4:GLU:HG3	3:B:4:GLU:O	2.15	0.47
5:D:124:LEU:HA	5:D:124:LEU:HD23	1.61	0.47
6:E:126:ARG:HB3	6:E:143:HIS:HB3	1.96	0.47
7:F:77:SER:O	7:F:77:SER:OG	2.32	0.47
8:G:99:LYS:HD2	8:G:100:GLY:N	2.30	0.47
9:H:3:LYS:HB3	9:H:4:PRO:HD3	1.97	0.47
19:R:4:ASP:OD1	19:R:6:GLY:N	2.41	0.47
22:U:106:GLU:O	22:U:109:GLY:N	2.48	0.47
31:4:17:C:H4'	31:4:61:C:H5'	1.96	0.47
33:7:24:THR:HA	33:7:27:GLN:HB2	1.96	0.47
1:2:66:C:H2'	1:2:67:G:C8	2.48	0.46
1:2:203:A:C2	1:2:204:G:C5	3.03	0.46
1:2:223:G:H2'	1:2:224:G:C8	2.50	0.46
1:2:605:G:C2	1:2:606:G:C8	3.02	0.46
1:2:751:4AC:H5	1:2:751:4AC:O7	2.15	0.46
1:2:991:G:H3'	1:2:992:U:C6	2.48	0.46
1:2:1098:C:H2'	1:2:1099:C:H6	1.80	0.46
1:2:1214:U:C2	9:H:93:LEU:HG	2.50	0.46
1:2:1224:A:C5	1:2:1261:A:C8	3.03	0.46

*Continued on next page...*

*Continued from previous page...*

Atom-1	Atom-2	Interatomic distance (Å)	Clash overlap (Å)
1:2:1349:A:C6	1:2:1350:U:C4	3.03	0.46
7:F:14:ASP:OD1	7:F:14:ASP:N	2.48	0.46
9:H:209:ARG:O	9:H:212:GLU:HG3	2.15	0.46
12:K:39:GLU:HG3	12:K:42:ARG:HH21	1.80	0.46
14:M:16:ILE:HD12	14:M:80:HIS:HB2	1.97	0.46
19:R:42:LYS:HD3	19:R:42:LYS:HA	1.65	0.46
21:T:20:SER:OG	21:T:24:LEU:N	2.48	0.46
30:5:807:G:H2'	30:5:808:A:H8	1.79	0.46
31:4:53:G:H3'	31:4:54:5MU:H71	1.97	0.46
1:2:123:G:O4'	19:R:32:ARG:NH2	2.43	0.46
1:2:296:U:H5'	15:N:36:ARG:HH22	1.79	0.46
1:2:621:G:C4	1:2:720:A:C6	3.03	0.46
1:2:770:G:C4	1:2:771:U:C5	3.04	0.46
1:2:1022:G:C6	1:2:1178:A:C6	3.03	0.46
1:2:1162:G:H2'	1:2:1163:C:O4'	2.15	0.46
1:2:1168:G:H2'	1:2:1169:U:O4'	2.15	0.46
1:2:1324:C:C2	1:2:1325:C:C5	3.03	0.46
4:C:42:ARG:NH2	4:C:47:ARG:HA	2.30	0.46
16:O:113:ARG:HH12	16:O:121:GLU:CD	2.18	0.46
18:Q:30:VAL:HG23	18:Q:31:GLU:OE1	2.15	0.46
18:Q:127:SER:OG	18:Q:128:LYS:N	2.48	0.46
32:6:16:VAL:O	32:6:18:LEU:N	2.48	0.46
32:6:72:TRP:C	32:6:74:VAL:H	2.19	0.46
1:2:276:C:OP2	19:R:96:LYS:HD2	2.16	0.46
1:2:479:4AC:C2	1:2:505:G:N2	2.77	0.46
1:2:559:G:C5	1:2:560:U:C4	3.03	0.46
1:2:569:G:C6	1:2:570:G:C5	3.03	0.46
1:2:648:4AC:H2'	1:2:649:G:O4'	2.15	0.46
1:2:778:U:H5	1:2:779:G:C5	2.33	0.46
1:2:966:C:C2	1:2:967:G:C8	3.03	0.46
1:2:1115:G:C5	1:2:1116:A:C6	3.04	0.46
1:2:1147:4AC:H6	1:2:1147:4AC:H5''	1.96	0.46
1:2:1289:U:C4	1:2:1290:G:C5	3.04	0.46
1:2:1390:C:H5''	1:2:1391:G:OP2	2.16	0.46
1:2:1427:G:C4	1:2:1428:G:C8	3.04	0.46
1:2:1450:U:H2'	1:2:1451:G:C5'	2.45	0.46
1:2:1457:G:O2'	1:2:1458:G:H5'	2.15	0.46
2:A:145:ILE:HD11	2:A:171:ILE:HG22	1.97	0.46
3:B:167:ILE:O	3:B:171:LEU:HB2	2.14	0.46
5:D:87:ALA:HB1	5:D:91:ASP:HB2	1.98	0.46
6:E:167:LYS:HE3	6:E:170:GLU:HB3	1.97	0.46

*Continued on next page...*

*Continued from previous page...*

Atom-1	Atom-2	Interatomic distance (Å)	Clash overlap (Å)
22:U:40:HIS:CE1	22:U:78:GLY:HA2	2.50	0.46
23:V:17:LYS:HG3	23:V:71:TYR:HB3	1.97	0.46
33:7:144:LEU:HD21	33:7:146:ILE:HD11	1.98	0.46
33:7:146:ILE:HB	33:7:179:PRO:O	2.15	0.46
33:7:301:LEU:O	35:9:193:VAL:HG13	2.15	0.46
35:9:178:LYS:NZ	35:9:180:SER:HB2	2.30	0.46
1:2:89:G:C3'	1:2:90:G:H8	2.27	0.46
1:2:173:C:H2'	1:2:174:C:C6	2.50	0.46
1:2:185:G:C5	1:2:186:G:N7	2.84	0.46
1:2:196:G:N7	19:R:26:HIS:CG	2.84	0.46
1:2:401:G:C2	1:2:402:G:C4	3.03	0.46
1:2:733:A:H62	1:2:780:U:H3	1.64	0.46
1:2:733:A:C6	1:2:734:A:C5	3.04	0.46
1:2:772:C:N3	1:2:773:C:C5	2.83	0.46
1:2:833:G:C2	1:2:834:G:C5	3.03	0.46
1:2:869:G:HO2'	1:2:871:A:N6	2.03	0.46
1:2:894:G:N2	1:2:1369:C:O2	2.49	0.46
1:2:1006:C:O2'	1:2:1007:C:H5'	2.16	0.46
1:2:1224:A:N7	1:2:1261:A:C8	2.83	0.46
1:2:1252:U:OP1	1:2:1252:U:H3'	2.16	0.46
1:2:1386:C:N3	1:2:1457:G:N2	2.57	0.46
3:B:187:GLU:HA	3:B:189:LYS:HE3	1.96	0.46
7:F:132:GLU:O	7:F:134:ARG:N	2.49	0.46
19:R:18:ASP:N	19:R:18:ASP:OD1	2.46	0.46
27:Z:18:ASP:O	27:Z:22:GLU:HG3	2.15	0.46
1:2:26:C:C2	1:2:27:U:C5	3.04	0.46
1:2:168:A:C8	1:2:169:A:C6	3.04	0.46
1:2:262:U:OP1	19:R:96:LYS:HD3	2.16	0.46
1:2:369:G:C6	1:2:370:C:C4	3.03	0.46
1:2:392:A:H5''	6:E:64:LYS:HE2	1.98	0.46
1:2:709:G:N1	1:2:710:A:C5	2.83	0.46
1:2:973:A:C5	29:3:92:ILE:HG21	2.50	0.46
1:2:976:A:C5	1:2:1001:A:C4	3.04	0.46
4:C:59:GLY:O	4:C:61:GLU:HG3	2.16	0.46
6:E:112:LEU:HA	6:E:112:LEU:HD23	1.56	0.46
6:E:185:VAL:HG22	6:E:186:PHE:H	1.81	0.46
7:F:175:LEU:HD23	7:F:175:LEU:HA	1.45	0.46
9:H:121:GLN:HG3	9:H:125:TRP:CZ3	2.51	0.46
10:I:55:ASP:O	18:Q:18:PRO:HB3	2.15	0.46
16:O:99:ASP:HB2	16:O:103:ARG:HH21	1.80	0.46
16:O:105:ASP:HA	16:O:108:ARG:HH12	1.80	0.46

*Continued on next page...*

*Continued from previous page...*

Atom-1	Atom-2	Interatomic distance (Å)	Clash overlap (Å)
19:R:11:PRO:HA	19:R:23:TRP:CH2	2.51	0.46
20:S:2:GLY:C	20:S:4:ILE:H	2.19	0.46
24:W:21:ILE:HG12	24:W:59:LYS:NZ	2.30	0.46
31:4:25:C:C2	31:4:26:G:C8	3.04	0.46
32:6:97:LYS:HB3	32:6:99:LYS:HD3	1.97	0.46
33:7:191:ILE:O	33:7:194:LEU:HB3	2.15	0.46
33:7:249:VAL:HG12	33:7:250:ASP:CG	2.35	0.46
1:2:22:G:H2'	1:2:23:A:H8	1.81	0.46
1:2:41:G:H2'	1:2:42:C:C6	2.51	0.46
1:2:108:G:C2	1:2:109:C:C6	3.03	0.46
1:2:178:A:N3	1:2:209:A:N1	2.64	0.46
1:2:315:A:N6	1:2:316:G:O6	2.49	0.46
1:2:334:A:N6	1:2:335:G:C2	2.84	0.46
1:2:685:G:C5	1:2:686:C:C4	3.04	0.46
1:2:731:4AC:H2'	1:2:732:G:C8	2.50	0.46
1:2:781:A:H5''	1:2:783:A:N7	2.30	0.46
1:2:851:4AC:CM7	15:N:3:GLY:H	2.27	0.46
1:2:1306:A:C2	1:2:1307:A:C5	3.04	0.46
1:2:1404:G:C2	1:2:1440:C:N3	2.84	0.46
1:2:1431:G:H2'	1:2:1432:G:H8	1.80	0.46
3:B:68:LEU:HD21	3:B:110:PHE:CE2	2.51	0.46
13:L:1:MET:HG3	13:L:2:GLN:H	1.81	0.46
15:N:42:ASP:O	15:N:44:LEU:N	2.49	0.46
31:4:14:A:C8	31:4:22:G:C2	3.04	0.46
33:7:7:GLN:HB2	33:7:281:PHE:CE2	2.50	0.46
33:7:311:LEU:H	33:7:311:LEU:HD23	1.81	0.46
1:2:44:A:C6	1:2:406:A:C8	3.04	0.46
1:2:157:A:O4'	1:2:353:A:C8	2.69	0.46
1:2:193:G:N2	6:E:207:MET:HA	2.31	0.46
1:2:331:C:C2	1:2:332:U:C5	3.04	0.46
1:2:451:A:C2	1:2:452:G:H1'	2.51	0.46
1:2:465:G:C2	1:2:466:G:C2	3.03	0.46
1:2:641:G:C2	1:2:642:U:C4	3.04	0.46
1:2:651:G:N1	1:2:652:G:N2	2.63	0.46
1:2:1042:G:C2	1:2:1046:G:C2	3.04	0.46
1:2:1053:A:C5	1:2:1054:C:C4	3.03	0.46
1:2:1298:C:H4'	1:2:1336:C:H4'	1.98	0.46
1:2:1396:G:C2	1:2:1448:C:H1'	2.51	0.46
1:2:1398:G:OP2	1:2:1398:G:H8	1.99	0.46
7:F:107:GLY:O	7:F:110:ILE:N	2.48	0.46
7:F:135:CYS:C	7:F:136:ARG:HD3	2.36	0.46

*Continued on next page...*

*Continued from previous page...*

Atom-1	Atom-2	Interatomic distance (Å)	Clash overlap (Å)
25:X:53:ASP:O	25:X:54:ILE:HD13	2.16	0.46
33:7:3:TRP:HZ2	33:7:57:GLY:HA3	1.81	0.46
33:7:353:ALA:HB2	33:7:373:VAL:HG23	1.97	0.46
33:7:356:THR:HB	33:7:367:LEU:HD11	1.98	0.46
1:2:59:A:N6	1:2:112:A:C4	2.84	0.46
1:2:559:G:C2	1:2:560:U:C2	3.04	0.46
1:2:600:G:C2	1:2:601:C:C5	3.03	0.46
1:2:799:G:C4	1:2:800:U:C6	3.03	0.46
1:2:911:G:N3	1:2:912:G:C8	2.84	0.46
1:2:1031:C:H6	1:2:1031:C:O5'	1.99	0.46
1:2:1140:G:N1	1:2:1143:A:OP2	2.46	0.46
1:2:1264:C:C2	1:2:1265:C:C5	3.04	0.46
1:2:1399:C:C2	1:2:1400:C:C6	3.04	0.46
1:2:1419:C:C4	1:2:1420:U:C4	3.04	0.46
1:2:1429:U:H2'	1:2:1430:C:H6	1.80	0.46
5:D:33:TYR:HA	5:D:118:MET:SD	2.56	0.46
9:H:212:GLU:HA	9:H:215:ARG:HG2	1.97	0.46
11:J:3:ILE:O	11:J:29:GLY:N	2.41	0.46
11:J:62:TYR:CG	11:J:74:LYS:HE3	2.51	0.46
12:K:87:VAL:O	12:K:91:GLY:HA2	2.16	0.46
20:S:27:ASP:OD2	20:S:29:GLU:HB3	2.16	0.46
22:U:47:GLN:OE1	22:U:47:GLN:N	2.32	0.46
22:U:90:PHE:CD1	22:U:91:TYR:N	2.84	0.46
25:X:66:GLU:CD	25:X:67:ILE:H	2.18	0.46
29:3:1:MET:H1	29:3:53:ILE:HD12	1.80	0.46
29:3:48:ALA:HB1	29:3:51:VAL:HB	1.98	0.46
31:4:29:G:C2	31:4:30:G:C5	3.03	0.46
31:4:34:C:H2'	31:4:35:A:C8	2.51	0.46
33:7:138:ILE:CD1	33:7:410:TRP:HB3	2.46	0.46
34:8:41:THR:HG22	34:8:84:GLN:HA	1.96	0.46
35:9:247:ILE:HG22	35:9:251:ILE:HD11	1.97	0.46
1:2:566:C:H2'	1:2:567:C:H6	1.81	0.46
1:2:745:G:C6	1:2:746:C:C4	3.04	0.46
1:2:831:A:C2	1:2:832:G:H1'	2.50	0.46
1:2:871:A:N7	1:2:872:A:C6	2.84	0.46
1:2:892:U:C2	1:2:893:G:C8	3.04	0.46
1:2:1113:G:N1	1:2:1114:G:C5	2.84	0.46
1:2:1247:G:C5	1:2:1248:G:H1'	2.51	0.46
1:2:1368:A:N6	1:2:1470:C:H5'	2.31	0.46
1:2:1386:C:C2	1:2:1387:A:C8	3.04	0.46
1:2:1388:C:C2	1:2:1389:C:C5	3.04	0.46

*Continued on next page...*

*Continued from previous page...*

Atom-1	Atom-2	Interatomic distance (Å)	Clash overlap (Å)
5:D:102:GLU:O	5:D:104:ARG:N	2.49	0.46
5:D:111:LYS:HD2	5:D:111:LYS:HA	1.76	0.46
6:E:172:GLU:OE2	6:E:173:ILE:N	2.49	0.46
6:E:191:LYS:HB3	6:E:191:LYS:HE2	1.70	0.46
9:H:92:SER:OG	9:H:94:ASN:ND2	2.48	0.46
18:Q:77:THR:OG1	18:Q:80:ARG:HB2	2.16	0.46
19:R:42:LYS:HB2	19:R:43:PRO:HD3	1.98	0.46
22:U:70:ILE:O	22:U:73:LEU:N	2.49	0.46
31:4:14:A:C6	31:4:22:G:O4'	2.69	0.46
31:4:51:C:H2'	31:4:52:G:O4'	2.16	0.46
33:7:333:TYR:HE1	33:7:378:ILE:HB	1.78	0.46
33:7:346:LEU:HD12	33:7:347:LYS:O	2.16	0.46
34:8:11:LEU:HA	34:8:14:LEU:HB2	1.98	0.46
34:8:89:SER:O	34:8:93:ASN:ND2	2.37	0.46
1:2:196:G:H2'	1:2:196:G:N3	2.31	0.46
1:2:252:A:C2	1:2:254:U:C4	3.04	0.46
1:2:582:G:H2'	1:2:582:G:N3	2.30	0.46
1:2:702:C:C2	1:2:703:4AC:C5	2.98	0.46
1:2:711:A:H2'	1:2:712:C:O4'	2.16	0.46
1:2:782:A:N6	1:2:1478:C:H1'	2.31	0.46
1:2:1321:G:N2	1:2:1347:G:C4	2.84	0.46
1:2:1323:A:N6	1:2:1347:G:N2	2.64	0.46
1:2:1392:A:H5'	1:2:1452:A:H61	1.81	0.46
1:2:1395:G:C2	1:2:1449:G:C6	3.03	0.46
1:2:1407:A:H2'	1:2:1407:A:N3	2.30	0.46
1:2:1508:C:C2	30:5:807:G:N2	2.83	0.46
2:A:100:ARG:HG2	2:A:129:ARG:HH21	1.81	0.46
2:A:167:ILE:HB	2:A:186:ILE:HD11	1.97	0.46
3:B:135:ILE:HG13	3:B:136:PRO:O	2.16	0.46
9:H:134:GLU:HA	9:H:151:ASP:HA	1.97	0.46
9:H:194:LYS:HB2	9:H:194:LYS:HE3	1.78	0.46
30:5:816:U:C2	30:5:817:A:C8	3.04	0.46
33:7:144:LEU:O	33:7:145:ILE:HD13	2.16	0.46
33:7:214:VAL:HB	33:7:244:GLN:NE2	2.31	0.46
33:7:329:ILE:HD12	33:7:331:ILE:HD11	1.98	0.46
1:2:164:G:C2	1:2:165:G:C5	3.03	0.45
1:2:336:A:C2	1:2:338:A:C8	3.04	0.45
1:2:496:G:OP1	1:2:496:G:H2'	2.16	0.45
1:2:678:G:H2'	1:2:679:G:C8	2.51	0.45
1:2:999:G:H3'	1:2:1000:G:C8	2.51	0.45
1:2:1467:UR3:C5	30:5:820:U:H5'	2.46	0.45

*Continued on next page...*

*Continued from previous page...*

Atom-1	Atom-2	Interatomic distance (Å)	Clash overlap (Å)
5:D:76:ARG:O	5:D:79:ARG:N	2.49	0.45
5:D:106:GLN:O	5:D:109:VAL:HG12	2.16	0.45
6:E:47:TYR:HD1	6:E:47:TYR:HA	1.57	0.45
6:E:205:PHE:CE2	6:E:211:ASP:HA	2.51	0.45
7:F:50:ILE:HG13	7:F:51:ASP:H	1.80	0.45
8:G:81:PRO:HG3	8:G:111:THR:HB	1.98	0.45
21:T:34:ARG:O	21:T:36:LEU:N	2.49	0.45
21:T:53:LEU:O	21:T:57:GLY:N	2.48	0.45
29:3:34:LYS:NZ	29:3:92:ILE:HG22	2.30	0.45
29:3:114:ILE:O	29:3:118:VAL:HG22	2.16	0.45
31:4:26:G:C6	31:4:27:U:C4	3.04	0.45
33:7:11:ASN:H	33:7:112:ASP:HB2	1.81	0.45
1:2:149:A:H5'	1:2:150:C:OP2	2.16	0.45
1:2:205:G:C2	1:2:206:C:C2	3.05	0.45
1:2:359:C:C2	1:2:360:G:C2	3.04	0.45
1:2:402:G:C2	1:2:403:G:C8	3.04	0.45
1:2:705:G:C4	1:2:706:C:C5	3.04	0.45
1:2:709:G:C2	1:2:710:A:C5	3.04	0.45
1:2:734:A:N6	1:2:780:U:N3	2.64	0.45
1:2:738:C:H2'	1:2:739:A:O4'	2.15	0.45
1:2:862:U:C4	1:2:877:G:N2	2.85	0.45
1:2:999:G:H2'	1:2:999:G:N3	2.31	0.45
1:2:1192:C:N4	1:2:1193:4AC:HM72	2.30	0.45
1:2:1329:G:C4	1:2:1342:G:N2	2.84	0.45
1:2:1480:G:H2'	1:2:1481:U:H6	1.82	0.45
6:E:31:ARG:HG3	6:E:32:PRO:HD2	1.97	0.45
9:H:172:LYS:NZ	9:H:186:GLU:HB2	2.31	0.45
25:X:62:ARG:HD2	25:X:62:ARG:HA	1.77	0.45
29:3:48:ALA:HB1	29:3:100:ALA:HB1	1.98	0.45
30:5:808:A:N1	30:5:809:G:C5	2.85	0.45
31:4:37:A:C2	31:4:38:A:C4	3.03	0.45
32:6:88:GLN:NE2	32:6:91:VAL:HG11	2.31	0.45
33:7:45:MET:O	33:7:47:ILE:HG13	2.17	0.45
33:7:53:GLU:OE2	33:7:281:PHE:HD1	2.00	0.45
33:7:234:LYS:NZ	33:7:277:SER:HB3	2.30	0.45
1:2:67:G:C6	1:2:363:G:C5	3.04	0.45
1:2:124:G:H2'	1:2:125:U:C6	2.51	0.45
1:2:124:G:H2'	1:2:125:U:H6	1.80	0.45
1:2:157:A:H2'	1:2:158:A:C8	2.52	0.45
1:2:383:A:C2	1:2:384:U:C4	3.05	0.45
1:2:671:A:C5	1:2:672:U:C5	3.04	0.45

*Continued on next page...*



*Continued from previous page...*

Atom-1	Atom-2	Interatomic distance (Å)	Clash overlap (Å)
1:2:759:A:H1'	1:2:761:A:N7	2.31	0.45
1:2:781:A:H8	1:2:783:A:C8	2.35	0.45
1:2:904:A:C6	1:2:907:A:C4	3.04	0.45
1:2:1126:G:C2	1:2:1127:G:C4	3.05	0.45
1:2:1142:U:O2'	1:2:1143:A:O5'	2.26	0.45
1:2:1157:G:H3'	1:2:1158:G:H5''	1.97	0.45
3:B:26:LYS:O	3:B:26:LYS:HD3	2.17	0.45
3:B:43:LEU:HD23	3:B:155:PRO:HB2	1.98	0.45
13:L:26:ILE:HG21	13:L:84:GLN:CB	2.46	0.45
18:Q:22:PRO:HB3	18:Q:66:PHE:HE1	1.80	0.45
19:R:47:VAL:HG13	19:R:74:ASN:HB2	1.98	0.45
24:W:25:ASN:OD1	24:W:26:GLU:N	2.49	0.45
29:3:15:LEU:O	29:3:19:ALA:HB3	2.16	0.45
31:4:12:G:C6	31:4:24:U:C2	3.04	0.45
33:7:144:LEU:HD12	33:7:145:ILE:N	2.31	0.45
33:7:378:ILE:HG12	33:7:380:VAL:HG23	1.98	0.45
1:2:30:C:H5''	1:2:31:G:OP2	2.16	0.45
1:2:144:G:H2'	1:2:145:G:C8	2.52	0.45
1:2:464:A:O2'	1:2:465:G:N7	2.43	0.45
1:2:604:G:H2'	1:2:605:G:H8	1.82	0.45
1:2:793:C:C2	1:2:794:U:C5	3.03	0.45
1:2:1041:4AC:H3'	1:2:1041:4AC:H6	1.98	0.45
1:2:1173:U:H2'	1:2:1174:C:H5''	1.99	0.45
1:2:1236:C:P	22:U:72:ARG:HE	2.39	0.45
2:A:131:GLN:OE1	2:A:131:GLN:N	2.38	0.45
6:E:110:LEU:HD23	6:E:110:LEU:HA	1.76	0.45
6:E:183:ALA:O	6:E:198:ARG:HG3	2.16	0.45
7:F:53:LEU:HD23	7:F:53:LEU:HA	1.65	0.45
16:O:108:ARG:NH1	16:O:108:ARG:HB2	2.31	0.45
31:4:17:C:OP1	31:4:60:U:O2'	2.33	0.45
31:4:25:C:C4	31:4:26:G:C8	3.04	0.45
33:7:374:LYS:HD2	33:7:374:LYS:HA	1.82	0.45
1:2:80:G:C6	1:2:81:U:C4	3.04	0.45
1:2:90:G:C6	1:2:91:G:C5	3.05	0.45
1:2:470:G:C8	1:2:501:A:C4	3.04	0.45
1:2:520:G:H5''	1:2:521:C:OP2	2.17	0.45
1:2:595:G:C4	1:2:596:G:C8	3.05	0.45
1:2:945:C:C4	1:2:947:G:C5	3.05	0.45
1:2:1053:A:H2'	1:2:1054:C:C6	2.52	0.45
1:2:1081:C:H2'	1:2:1082:G:C8	2.52	0.45
1:2:1086:C:C2	1:2:1127:G:N2	2.85	0.45

*Continued on next page...*

*Continued from previous page...*

Atom-1	Atom-2	Interatomic distance (Å)	Clash overlap (Å)
1:2:1166:C:C5	1:2:1167:G:C5	3.05	0.45
1:2:1398:G:O2'	1:2:1399:C:O4'	2.33	0.45
1:2:1420:U:O2'	1:2:1421:U:H2'	2.17	0.45
1:2:1424:G:N1	1:2:1425:G:C5	2.84	0.45
1:2:1484:G:C4	1:2:1485:G:C8	3.05	0.45
7:F:44:ILE:HG22	7:F:119:LEU:HD23	1.98	0.45
16:O:33:ILE:HG23	16:O:34:ASN:H	1.82	0.45
18:Q:116:LEU:O	18:Q:119:MET:N	2.50	0.45
19:R:101:VAL:HG22	19:R:102:VAL:O	2.16	0.45
26:Y:42:ARG:NH2	26:Y:43:CYS:SG	2.89	0.45
33:7:86:LEU:O	33:7:87:ARG:HB2	2.15	0.45
1:2:63:A:C5	1:2:64:U:C5	3.05	0.45
1:2:142:G:N1	1:2:143:G:C5	2.85	0.45
1:2:218:C:C4	1:2:219:G:C8	3.04	0.45
1:2:314:G:H2'	1:2:314:G:N3	2.31	0.45
1:2:359:C:H2'	1:2:360:G:N3	2.32	0.45
1:2:470:G:C5	1:2:501:A:C2	3.04	0.45
1:2:582:G:O6	1:2:590:4AC:HM72	2.17	0.45
1:2:718:4AC:C7	1:2:719:G:N1	2.77	0.45
1:2:832:G:C2	1:2:833:G:C4	3.05	0.45
1:2:1451:G:O2'	33:7:352:ARG:NH2	2.49	0.45
1:2:1471:A:N6	1:2:1473:G:C2	2.85	0.45
1:2:1481:U:C2	1:2:1482:A:C8	3.05	0.45
2:A:44:VAL:HG22	2:A:47:ARG:CZ	2.46	0.45
6:E:76:ARG:HB2	6:E:78:ARG:NH2	2.32	0.45
9:H:153:SER:OG	9:H:154:PRO:HD2	2.17	0.45
9:H:166:ALA:O	9:H:170:SER:OG	2.19	0.45
12:K:118:LYS:HA	12:K:118:LYS:HD3	1.75	0.45
14:M:12:GLU:HB3	14:M:14:TRP:HE1	1.82	0.45
15:N:4:LYS:NZ	15:N:8:ASN:HD22	2.14	0.45
16:O:57:GLU:H	16:O:57:GLU:CD	2.09	0.45
23:V:11:ASN:OD1	23:V:14:ILE:N	2.46	0.45
24:W:29:VAL:HG12	24:W:30:PHE:N	2.31	0.45
25:X:29:VAL:O	25:X:40:VAL:HG13	2.16	0.45
27:Z:51:PRO:HA	27:Z:54:VAL:HG12	1.97	0.45
1:2:67:G:C4	1:2:340:G:N2	2.85	0.45
1:2:809:C:H3'	1:2:810:U:C6	2.51	0.45
1:2:951:C:C4	1:2:952:C:C5	3.05	0.45
1:2:1261:A:C6	1:2:1262:A:C6	3.05	0.45
5:D:131:GLU:OE2	5:D:134:GLY:HA2	2.17	0.45
13:L:78:ASP:O	13:L:81:ALA:N	2.43	0.45

*Continued on next page...*

Continued from previous page...

Atom-1	Atom-2	Interatomic distance (Å)	Clash overlap (Å)
14:M:33:ILE:HG23	14:M:34:THR:N	2.31	0.45
16:O:9:ARG:HA	16:O:14:ASP:HA	1.98	0.45
18:Q:26:LEU:HD21	18:Q:59:GLY:O	2.16	0.45
21:T:52:ARG:O	21:T:56:LYS:HG2	2.17	0.45
25:X:59:GLU:O	25:X:61:GLU:N	2.50	0.45
26:Y:27:PRO:HG2	29:3:45:ARG:HG2	1.98	0.45
28:0:4:ARG:HD2	28:0:7:LYS:HE2	1.98	0.45
29:3:25:ILE:HA	29:3:28:ASP:OD1	2.17	0.45
31:4:22:G:H2'	31:4:23:C:C6	2.52	0.45
33:7:300:TYR:HB3	35:9:191:LEU:HD23	1.99	0.45
33:7:329:ILE:HG21	33:7:386:VAL:CG1	2.46	0.45
1:2:22:G:N3	1:2:23:A:C8	2.85	0.45
1:2:44:A:C2	1:2:406:A:C5	3.04	0.45
1:2:174:C:C2	1:2:175:C:C5	3.04	0.45
1:2:304:G:C6	1:2:312:G:N1	2.85	0.45
1:2:656:G:OP1	14:M:25:ASN:ND2	2.50	0.45
1:2:694:G:N1	1:2:698:G:C6	2.84	0.45
1:2:1196:G:C2	1:2:1197:C:C4	3.04	0.45
1:2:1397:G:C2	1:2:1398:G:N7	2.85	0.45
1:2:1424:G:C2	1:2:1425:G:C4	3.04	0.45
7:F:58:ASN:OD1	7:F:58:ASN:N	2.45	0.45
7:F:120:ASN:O	7:F:122:ILE:HG23	2.17	0.45
10:I:17:SER:O	10:I:22:LYS:HB2	2.17	0.45
10:I:55:ASP:OD2	24:W:8:ILE:HG12	2.16	0.45
18:Q:45:TYR:HD1	18:Q:45:TYR:HA	1.58	0.45
22:U:73:LEU:HA	22:U:73:LEU:HD23	1.51	0.45
33:7:100:LEU:HA	33:7:100:LEU:HD12	1.61	0.45
33:7:213:PRO:HG3	33:7:245:GLY:HA3	1.98	0.45
33:7:347:LYS:HG3	33:7:349:ASP:OD1	2.16	0.45
34:8:106:CYS:HB2	34:8:110:LYS:HA	1.99	0.45
1:2:69:G:N3	1:2:103:G:N2	2.65	0.45
1:2:211:A:N1	1:2:229:G:O2'	2.47	0.45
1:2:225:C:O2'	1:2:226:U:H5'	2.17	0.45
1:2:273:C:C4	1:2:274:G:C5	3.04	0.45
1:2:702:C:H2'	1:2:703:4AC:C6	2.40	0.45
1:2:739:A:N1	1:2:775:G:C6	2.85	0.45
1:2:861:G:H3'	28:0:1:MET:HE2	1.98	0.45
1:2:959:G:H2'	1:2:960:G:H8	1.82	0.45
1:2:1020:A:N1	1:2:1180:G:C4	2.85	0.45
1:2:1135:C:H2'	1:2:1136:C:C6	2.52	0.45
1:2:1238:C:N3	1:2:1246:G:C2	2.85	0.45

Continued on next page...

*Continued from previous page...*

Atom-1	Atom-2	Interatomic distance (Å)	Clash overlap (Å)
1:2:1294:C:C2	1:2:1295:U:C5	3.04	0.45
1:2:1313:A:O2'	31:4:40:C:O2'	2.35	0.45
1:2:1430:C:H2'	1:2:1431:G:H8	1.82	0.45
2:A:132:THR:C	2:A:135:GLU:H	2.18	0.45
8:G:94:PHE:CE2	8:G:96:PRO:HA	2.51	0.45
18:Q:57:GLN:HG3	24:W:37:VAL:HG13	1.98	0.45
21:T:20:SER:OG	21:T:23:GLU:HB3	2.17	0.45
21:T:61:LYS:HG3	21:T:62:PRO:HD2	1.98	0.45
27:Z:126:ARG:HH12	27:Z:188:ARG:NH1	2.15	0.45
27:Z:179:LYS:HB2	27:Z:179:LYS:HE3	1.84	0.45
31:4:52:G:C6	31:4:63:G:C6	3.05	0.45
31:4:52:G:C2	31:4:53:G:C8	3.05	0.45
1:2:55:A:C5	1:2:315:A:C5	3.05	0.45
1:2:69:G:C2	1:2:70:U:C2	3.05	0.45
1:2:133:C:H2'	1:2:134:C:C6	2.51	0.45
1:2:186:G:H1	1:2:200:C:H42	1.64	0.45
1:2:470:G:C2	1:2:471:G:C5	3.05	0.45
1:2:631:G:OP1	2:A:132:THR:N	2.50	0.45
1:2:726:A:H8	1:2:727:G:C8	2.34	0.45
1:2:741:G:N1	1:2:773:C:C4	2.85	0.45
1:2:770:G:C2	1:2:771:U:C2	3.05	0.45
1:2:950:A:N1	1:2:1293:A:C4	2.85	0.45
1:2:1092:G:H5'	1:2:1254:A:O2'	2.17	0.45
1:2:1098:C:H2'	1:2:1099:C:C6	2.52	0.45
1:2:1147:4AC:H6	1:2:1147:4AC:C5'	2.47	0.45
1:2:1466:G:H21	1:2:1488:MA6:C2	2.30	0.45
2:A:17:LYS:HD3	2:A:39:ASP:OD1	2.17	0.45
2:A:121:MET:SD	2:A:188:LYS:HB3	2.57	0.45
5:D:46:THR:HG22	5:D:50:ASN:ND2	2.30	0.45
8:G:32:LYS:HA	8:G:32:LYS:HD3	1.72	0.45
19:R:9:ILE:HG13	19:R:10:GLN:H	1.82	0.45
19:R:60:TYR:O	19:R:62:ARG:HG3	2.17	0.45
25:X:12:ILE:HD13	25:X:30:ARG:HB3	1.99	0.45
26:Y:5:TRP:HB3	29:3:37:ASN:ND2	2.31	0.45
26:Y:17:ARG:NH1	29:3:44:GLU:OE2	2.50	0.45
27:Z:188:ARG:HH11	27:Z:188:ARG:H	1.65	0.45
29:3:40:THR:HG23	29:3:41:LYS:N	2.32	0.45
30:5:821:G:N1	31:4:35:A:C6	2.85	0.45
31:4:19:G:N2	31:4:57:A:H1'	2.32	0.45
33:7:26:VAL:HG21	33:7:93:ASP:OD1	2.16	0.45
35:9:219:ILE:HD12	35:9:229:VAL:HG23	1.98	0.45

*Continued on next page...*

*Continued from previous page...*

Atom-1	Atom-2	Interatomic distance (Å)	Clash overlap (Å)
1:2:187:G:C6	1:2:200:C:C4	3.05	0.44
1:2:200:C:H2'	1:2:201:C:C6	2.51	0.44
1:2:451:A:C4	1:2:452:G:C8	3.05	0.44
1:2:656:G:OP2	14:M:45:GLY:HA3	2.17	0.44
1:2:814:A:O3'	2:A:134:GLN:NE2	2.44	0.44
1:2:975:G:N1	29:3:38:GLU:OE1	2.40	0.44
1:2:1153:A:H2'	1:2:1154:A:O4'	2.17	0.44
1:2:1391:G:C6	1:2:1451:G:N7	2.85	0.44
1:2:1479:4AC:N3	1:2:1495:G:C2	2.84	0.44
2:A:124:VAL:HG12	2:A:125:ILE:N	2.33	0.44
5:D:78:LYS:HE2	5:D:78:LYS:HB3	1.74	0.44
5:D:154:TYR:HE1	5:D:160:PHE:HD2	1.64	0.44
7:F:143:PHE:HE1	7:F:211:VAL:HG21	1.81	0.44
10:I:102:LEU:HD12	10:I:102:LEU:HA	1.71	0.44
14:M:10:LYS:CE	14:M:12:GLU:HB2	2.47	0.44
15:N:94:ILE:HD12	15:N:94:ILE:HA	1.85	0.44
26:Y:15:VAL:O	26:Y:16:ILE:HD13	2.17	0.44
32:6:26:GLY:O	32:6:66:LEU:HD12	2.16	0.44
35:9:19:VAL:HG12	35:9:29:VAL:HG12	1.99	0.44
35:9:20:LYS:HE2	35:9:28:TYR:HB3	1.99	0.44
1:2:22:G:N2	1:2:23:A:C4	2.85	0.44
1:2:54:G:C4	1:2:374:A:N7	2.86	0.44
1:2:115:A:C6	1:2:249:C:C4	3.06	0.44
1:2:317:C:H2'	1:2:318:C:C6	2.52	0.44
1:2:428:C:H2'	1:2:429:A:C8	2.42	0.44
1:2:652:G:C8	1:2:653:U:H5	2.34	0.44
1:2:685:G:C5	1:2:686:C:C5	3.06	0.44
1:2:724:U:N3	1:2:725:G:C4	2.85	0.44
1:2:768:U:C2	1:2:769:A:C8	3.05	0.44
1:2:771:U:H5''	1:2:772:C:OP2	2.17	0.44
1:2:804:G:H2'	1:2:805:C:C6	2.52	0.44
1:2:1273:A:C8	1:2:1275:U:N3	2.85	0.44
1:2:1403:G:C2	1:2:1441:U:N3	2.85	0.44
1:2:1451:G:O2'	1:2:1452:A:H8	1.99	0.44
1:2:1452:A:C8	33:7:352:ARG:NH2	2.84	0.44
1:2:1476:A:C2	1:2:1477:G:C4	3.05	0.44
3:B:21:THR:H	3:B:143:THR:HG21	1.83	0.44
3:B:21:THR:HG22	3:B:22:GLN:N	2.32	0.44
8:G:87:LEU:HB2	8:G:104:LYS:HZ2	1.80	0.44
9:H:42:ARG:HH21	9:H:45:PRO:HA	1.81	0.44
9:H:136:THR:OG1	9:H:137:THR:N	2.50	0.44

*Continued on next page...*

*Continued from previous page...*

Atom-1	Atom-2	Interatomic distance (Å)	Clash overlap (Å)
18:Q:120:ARG:NH1	18:Q:124:LEU:HD21	2.31	0.44
20:S:2:GLY:O	20:S:4:ILE:N	2.49	0.44
21:T:53:LEU:HA	21:T:56:LYS:HB2	1.99	0.44
22:U:70:ILE:O	22:U:72:ARG:N	2.50	0.44
31:4:28:C:H42	31:4:42:G:H1	1.64	0.44
33:7:105:LEU:HD23	33:7:105:LEU:HA	1.84	0.44
33:7:138:ILE:HG22	33:7:139:ILE:HD13	1.98	0.44
1:2:206:C:H4'	11:J:43:ARG:HH22	1.82	0.44
1:2:259:A:H2	1:2:283:A:N6	2.14	0.44
1:2:295:G:H2'	1:2:296:U:H6	1.77	0.44
1:2:366:G:C6	1:2:367:G:N7	2.86	0.44
1:2:662:A:C6	1:2:663:A:C5	3.05	0.44
1:2:711:A:H4'	1:2:823:G:O2'	2.17	0.44
1:2:713:G:N1	1:2:714:G:C5	2.85	0.44
1:2:843:A:HO2'	1:2:844:A:H3'	1.82	0.44
1:2:858:G:N2	1:2:882:U:O2	2.50	0.44
1:2:865:G:C2	1:2:866:G:N2	2.86	0.44
1:2:930:A:O2'	1:2:957:4AC:O2'	2.14	0.44
1:2:1046:G:C4	1:2:1047:G:C8	3.06	0.44
1:2:1064:G:C4	1:2:1065:U:C5	3.05	0.44
1:2:1237:C:H2'	1:2:1238:C:C6	2.53	0.44
1:2:1242:A:OP2	22:U:96:SER:OG	2.32	0.44
1:2:1268:C:H2'	1:2:1269:C:H6	1.81	0.44
1:2:1289:U:C2	1:2:1290:G:C8	3.04	0.44
1:2:1365:U:H2'	1:2:1366:G:C8	2.52	0.44
4:C:37:GLU:HG2	4:C:38:ALA:N	2.32	0.44
7:F:20:THR:OG1	7:F:46:GLU:OE2	2.24	0.44
10:I:11:LEU:HA	10:I:14:ILE:HG22	1.99	0.44
11:J:4:TRP:HB2	11:J:28:LEU:HD22	1.99	0.44
16:O:83:LYS:CE	21:T:9:ARG:HH12	2.29	0.44
21:T:123:THR:OG1	31:4:30:G:OP1	2.35	0.44
1:2:106:C:C5	1:2:107:G:N7	2.86	0.44
1:2:195:A:C5	1:2:197:G:C5	3.06	0.44
1:2:322:A:H2'	1:2:323:G:C8	2.52	0.44
1:2:334:A:H2'	1:2:335:G:O4'	2.18	0.44
1:2:470:G:C2	1:2:471:G:C8	3.06	0.44
1:2:662:A:C5	1:2:663:A:C5	3.05	0.44
1:2:975:G:H4'	26:Y:1:MET:HE3	2.00	0.44
1:2:1037:G:H2'	1:2:1038:U:C6	2.52	0.44
1:2:1046:G:N1	1:2:1047:G:C5	2.85	0.44
1:2:1085:C:C2	1:2:1128:G:C2	3.06	0.44

*Continued on next page...*

*Continued from previous page...*

Atom-1	Atom-2	Interatomic distance (Å)	Clash overlap (Å)
1:2:1272:C:C5	9:H:177:LYS:HD3	2.52	0.44
3:B:168:TYR:HD1	3:B:168:TYR:HA	1.68	0.44
6:E:40:ARG:NH2	6:E:189:GLN:OE1	2.23	0.44
6:E:184:TYR:CE2	6:E:238:PRO:HD3	2.52	0.44
15:N:134:LEU:HD12	15:N:134:LEU:HA	1.69	0.44
16:O:7:ILE:HD12	16:O:14:ASP:OD2	2.18	0.44
16:O:15:LEU:HD21	16:O:25:LEU:HD22	1.99	0.44
16:O:106:ILE:O	16:O:110:ARG:HG3	2.18	0.44
22:U:25:GLU:HB2	22:U:26:ILE:HD12	2.00	0.44
25:X:31:ILE:HG23	25:X:38:GLY:H	1.82	0.44
29:3:23:VAL:O	29:3:27:ARG:N	2.50	0.44
31:4:34:C:N3	31:4:35:A:N7	2.66	0.44
33:7:244:GLN:O	33:7:244:GLN:HG2	2.17	0.44
1:2:22:G:C2	1:2:23:A:C5	3.06	0.44
1:2:155:G:H2'	1:2:156:G:H8	1.81	0.44
1:2:211:A:N3	1:2:213:G:H1'	2.33	0.44
1:2:517:G:C2	1:2:518:U:C5	3.06	0.44
1:2:563:G:C2	1:2:611:U:C2	3.05	0.44
1:2:688:A:H4'	1:2:689:G:O4'	2.18	0.44
1:2:761:A:C6	1:2:762:C:C4	3.05	0.44
1:2:945:C:C4	1:2:947:G:C6	3.05	0.44
1:2:1289:U:H2'	1:2:1290:G:H8	1.81	0.44
4:C:42:ARG:NH1	4:C:47:ARG:HG3	2.32	0.44
11:J:4:TRP:HH2	11:J:19:LEU:HD11	1.82	0.44
15:N:128:LYS:HB3	15:N:128:LYS:HE2	1.60	0.44
16:O:79:VAL:HG12	16:O:91:LEU:O	2.16	0.44
16:O:113:ARG:NH1	16:O:121:GLU:OE2	2.51	0.44
21:T:50:LYS:HD2	21:T:59:TYR:CZ	2.52	0.44
30:5:823:C:HO2'	32:6:57:ARG:HH11	1.58	0.44
32:6:75:GLN:HB3	32:6:79:ARG:HH12	1.82	0.44
33:7:27:GLN:HA	33:7:32:ILE:O	2.18	0.44
33:7:230:PHE:HD2	35:9:219:ILE:O	2.00	0.44
33:7:251:GLN:O	33:7:275:LYS:HA	2.17	0.44
35:9:72:ASP:O	35:9:76:GLY:N	2.51	0.44
35:9:176:LYS:HZ3	35:9:178:LYS:HA	1.82	0.44
1:2:99:C:C2	1:2:100:G:C8	3.06	0.44
1:2:253:U:C6	1:2:865:G:N2	2.86	0.44
1:2:373:A2M:HM'3	1:2:373:A2M:H1'	1.53	0.44
1:2:391:A:H4'	6:E:67:ASN:ND2	2.31	0.44
1:2:695:A:C6	1:2:696:A:C6	3.06	0.44
1:2:739:A:C6	1:2:775:G:C6	3.05	0.44

*Continued on next page...*

*Continued from previous page...*

Atom-1	Atom-2	Interatomic distance (Å)	Clash overlap (Å)
1:2:1071:G:C6	1:2:1072:C:N4	2.85	0.44
1:2:1180:G:C4	1:2:1181:C:C5	3.06	0.44
1:2:1242:A:H2'	1:2:1243:A:C8	2.53	0.44
1:2:1351:A:N7	1:2:1352:C:N4	2.65	0.44
1:2:1373:C:C4	1:2:1375:G:C2	3.06	0.44
1:2:1386:C:N4	1:2:1457:G:H1	2.15	0.44
1:2:1452:A:H3'	33:7:352:ARG:CZ	2.47	0.44
2:A:59:ASP:OD1	2:A:59:ASP:N	2.47	0.44
3:B:148:SER:O	3:B:148:SER:OG	2.31	0.44
5:D:56:ARG:CG	7:F:132:GLU:HG2	2.47	0.44
9:H:16:LYS:HD2	9:H:22:SER:HB2	1.99	0.44
30:5:810:G:H2'	30:5:811:U:H6	1.83	0.44
31:4:10:G:N3	31:4:11:A:C8	2.85	0.44
31:4:73:A:C8	31:4:73:A:O5'	2.70	0.44
1:2:34:G:C6	1:2:523:A:C2	3.05	0.44
1:2:78:G:H2'	1:2:79:C:H6	1.83	0.44
1:2:180:G:C6	1:2:181:C:C4	3.06	0.44
1:2:197:G:C4	1:2:198:U:C5	3.06	0.44
1:2:205:G:C4	1:2:206:C:C5	3.05	0.44
1:2:246:C:O2'	1:2:247:G:H5'	2.18	0.44
1:2:651:G:C6	1:2:652:G:N1	2.86	0.44
1:2:665:C:N3	1:2:666:C:C5	2.86	0.44
1:2:799:G:C4	1:2:800:U:C5	3.06	0.44
1:2:856:G:C2	1:2:857:G:C8	3.05	0.44
1:2:976:A:C8	1:2:977:A:H1'	2.53	0.44
1:2:991:G:C4	1:2:992:U:C5	3.06	0.44
1:2:1015:G:N2	1:2:1016:G:C5	2.85	0.44
1:2:1022:G:C6	1:2:1023:G:C6	3.05	0.44
1:2:1453:G:N9	33:7:352:ARG:HB3	2.33	0.44
9:H:16:LYS:O	9:H:43:LEU:HA	2.18	0.44
11:J:104:GLU:CG	11:J:105:ILE:HG23	2.44	0.44
21:T:12:THR:HG21	21:T:14:GLU:OE1	2.18	0.44
26:Y:15:VAL:HG13	29:3:68:PRO:HB2	1.99	0.44
29:3:40:THR:O	29:3:44:GLU:HB2	2.18	0.44
31:4:25:C:C4	31:4:26:G:N7	2.85	0.44
31:4:31:G:C4	31:4:32:OMC:C5	3.05	0.44
33:7:21:GLY:H	39:7:502:GNP:PB	2.38	0.44
33:7:50:GLY:C	33:7:93:ASP:H	2.21	0.44
33:7:133:PHE:CE2	33:7:173:THR:HG21	2.53	0.44
33:7:259:LEU:N	33:7:272:ILE:HD11	2.33	0.44
33:7:264:GLN:O	33:7:266:LYS:N	2.50	0.44

*Continued on next page...*



*Continued from previous page...*

Atom-1	Atom-2	Interatomic distance (Å)	Clash overlap (Å)
1:2:508:G:C2	1:2:509:C:C4	3.05	0.44
1:2:663:A:H8	1:2:663:A:O5'	2.00	0.44
1:2:676:G:C6	1:2:677:G:C5	3.05	0.44
1:2:714:G:C2	1:2:716:U:C4	3.06	0.44
1:2:738:C:C4	1:2:776:G:N1	2.86	0.44
1:2:757:A:N1	1:2:758:G:N2	2.66	0.44
1:2:804:G:H2'	1:2:805:C:H6	1.83	0.44
1:2:925:G:C6	1:2:926:G:C5	3.06	0.44
1:2:926:G:H22	21:T:115:HIS:CE1	2.36	0.44
1:2:957:4AC:HM72	1:2:1195:G:O6	2.17	0.44
1:2:1026:G:C2	1:2:1027:C:C2	3.06	0.44
1:2:1154:A:OP1	12:K:104:ARG:NH2	2.49	0.44
1:2:1219:G:N3	1:2:1220:G:C8	2.86	0.44
1:2:1272:C:O5'	1:2:1272:C:H6	2.01	0.44
1:2:1316:C:O2'	1:2:1317:C:H5'	2.17	0.44
2:A:75:LYS:HE2	2:A:75:LYS:HB3	1.73	0.44
2:A:88:LEU:HD13	2:A:187:ARG:HA	2.00	0.44
5:D:132:VAL:O	5:D:135:GLN:N	2.51	0.44
6:E:125:LEU:O	6:E:163:THR:HG23	2.18	0.44
7:F:25:LEU:HD23	7:F:25:LEU:HA	1.85	0.44
8:G:96:PRO:C	8:G:98:GLU:H	2.21	0.44
16:O:113:ARG:NH1	16:O:121:GLU:OE1	2.40	0.44
18:Q:90:GLU:H	18:Q:90:GLU:CD	2.19	0.44
33:7:120:ALA:HB2	33:7:148:GLN:HG2	2.00	0.44
1:2:289:A:H2	19:R:67:ARG:HG3	1.83	0.44
1:2:437:U:C4	1:2:438:C:C5	3.06	0.44
1:2:509:C:H2'	1:2:510:C:H6	1.82	0.44
1:2:531:U:H4'	10:I:92:ARG:NH2	2.33	0.44
1:2:627:G:C2	1:2:628:G:C6	3.06	0.44
1:2:791:G:C2	1:2:792:G:N7	2.85	0.44
1:2:878:A:C6	1:2:879:A:C5	3.05	0.44
1:2:898:G:OP2	1:2:1472:A:C8	2.71	0.44
1:2:963:C:C4	1:2:1186:A:C2	3.06	0.44
1:2:1066:A:O4'	3:B:98:PRO:HG2	2.18	0.44
1:2:1071:G:N1	1:2:1072:C:C4	2.85	0.44
1:2:1083:C:C2	1:2:1153:A:N1	2.86	0.44
1:2:1098:C:C2	1:2:1116:A:H2	2.36	0.44
1:2:1106:C:C6	1:2:1107:U:C5	3.06	0.44
1:2:1133:U:OP2	20:S:3:LYS:NZ	2.24	0.44
1:2:1182:C:C4	1:2:1183:C:C4	3.06	0.44
1:2:1331:G:C2	1:2:1340:G:C2	3.06	0.44

*Continued on next page...*

*Continued from previous page...*

Atom-1	Atom-2	Interatomic distance (Å)	Clash overlap (Å)
1:2:1341:C:O2'	1:2:1342:G:OP1	2.29	0.44
1:2:1425:G:C2	1:2:1426:A:C5	3.05	0.44
3:B:166:LEU:HD12	3:B:166:LEU:HA	1.75	0.44
3:B:179:ARG:O	3:B:181:GLU:N	2.50	0.44
5:D:150:ASP:N	5:D:150:ASP:OD1	2.37	0.44
10:I:106:THR:OG1	10:I:121:ILE:HD12	2.17	0.44
22:U:11:LEU:HB3	22:U:136:LEU:HD21	2.00	0.44
32:6:75:GLN:HB3	32:6:79:ARG:NH1	2.32	0.44
32:6:77:ASP:HB3	32:6:78:LYS:HD2	1.98	0.44
33:7:15:VAL:O	33:7:116:LEU:HA	2.18	0.44
33:7:171:LYS:HD3	33:7:176:GLU:HG2	2.00	0.44
33:7:237:VAL:HG13	38:7:501:MET:HE3	2.00	0.44
1:2:73:A:O2'	1:2:74:G:OP2	2.34	0.43
1:2:91:G:H3'	1:2:92:A:H8	1.83	0.43
1:2:151:C:C2	1:2:165:G:C2	3.06	0.43
1:2:168:A:C4	1:2:169:A:C2	3.06	0.43
1:2:196:G:C6	19:R:26:HIS:HB3	2.53	0.43
1:2:238:U:H2'	1:2:239:G:O4'	2.18	0.43
1:2:284:G:C2	1:2:285:C:C6	3.06	0.43
1:2:447:A:C6	1:2:448:A:C5	3.06	0.43
1:2:578:C:H2'	1:2:579:C:H6	1.84	0.43
1:2:800:U:H2'	1:2:801:C:C5	2.53	0.43
1:2:837:G:H5''	1:2:838:C:H6	1.83	0.43
1:2:859:G:O6	1:2:860:A:N6	2.50	0.43
1:2:962:G:N1	1:2:1190:C:N3	2.66	0.43
1:2:997:C:N3	1:2:998:C:C4	2.85	0.43
1:2:1042:G:N2	1:2:1046:G:N3	2.65	0.43
1:2:1061:G:C4	1:2:1062:U:C5	3.06	0.43
1:2:1158:G:C2	1:2:1159:C:C5	3.05	0.43
1:2:1341:C:H3'	12:K:122:SER:CB	2.48	0.43
1:2:1483:G:C4	1:2:1484:G:C8	3.06	0.43
3:B:96:PHE:CE2	3:B:100:THR:HG21	2.53	0.43
3:B:169:TRP:CG	3:B:192:VAL:HG12	2.52	0.43
6:E:3:ARG:HH21	6:E:4:LYS:HZ1	1.66	0.43
6:E:205:PHE:CD2	6:E:211:ASP:HA	2.53	0.43
10:I:76:LYS:O	10:I:78:ARG:N	2.51	0.43
16:O:34:ASN:HA	22:U:44:LEU:HD11	1.99	0.43
24:W:38:ARG:HB2	24:W:43:GLY:O	2.18	0.43
31:4:26:G:H2'	31:4:26:G:N3	2.33	0.43
33:7:8:PRO:HD2	33:7:281:PHE:CZ	2.52	0.43
33:7:47:ILE:HA	33:7:100:LEU:HD23	2.00	0.43

*Continued on next page...*

*Continued from previous page...*

Atom-1	Atom-2	Interatomic distance (Å)	Clash overlap (Å)
33:7:87:ARG:HA	33:7:87:ARG:HD3	1.67	0.43
33:7:122:GLU:HG3	33:7:123:PRO:HD2	1.99	0.43
33:7:160:LEU:HD11	34:8:8:VAL:CG2	2.48	0.43
33:7:256:LEU:HD11	33:7:325:VAL:HG11	1.99	0.43
35:9:178:LYS:HA	35:9:178:LYS:HD2	1.83	0.43
1:2:175:C:C2	1:2:176:A:C8	3.06	0.43
1:2:246:C:H2'	1:2:247:G:H8	1.83	0.43
1:2:391:A:H2'	1:2:392:A:C8	2.53	0.43
1:2:393:C:N4	1:2:394:4AC:C7	2.81	0.43
1:2:452:G:H5''	1:2:453:C:OP2	2.18	0.43
1:2:539:A:C5	1:2:540:A:N1	2.86	0.43
1:2:827:C:H2'	1:2:828:4AC:H6	1.99	0.43
1:2:1037:G:H2'	1:2:1038:U:H6	1.83	0.43
1:2:1090:U:HO2'	1:2:1091:U:P	2.41	0.43
1:2:1113:G:N1	1:2:1114:G:C6	2.86	0.43
1:2:1300:C:H2'	1:2:1301:G:H8	1.83	0.43
1:2:1337:A:C4	1:2:1339:C:C5	3.06	0.43
1:2:1348:A:C2	1:2:1349:A:C8	3.06	0.43
3:B:63:ASP:HB3	3:B:65:GLN:OE1	2.18	0.43
8:G:25:GLU:O	8:G:43:LEU:HD11	2.18	0.43
9:H:156:ARG:HH21	25:X:46:ARG:HH21	1.66	0.43
9:H:174:TYR:HE2	9:H:175:ARG:CZ	2.31	0.43
13:L:79:GLU:OE1	13:L:79:GLU:N	2.45	0.43
15:N:56:GLU:OE2	15:N:74:ARG:HG3	2.18	0.43
21:T:12:THR:OG1	21:T:14:GLU:N	2.51	0.43
24:W:20:CYS:SG	24:W:23:CYS:N	2.80	0.43
31:4:21:A:OP1	31:4:21:A:H3'	2.18	0.43
1:2:53:4AC:O7	1:2:53:4AC:H5	2.18	0.43
1:2:94:G:C6	1:2:95:C:N4	2.87	0.43
1:2:607:A:H2'	1:2:608:U:C6	2.52	0.43
1:2:694:G:N1	1:2:698:G:C5	2.86	0.43
1:2:696:A:N3	1:2:697:G:C8	2.87	0.43
1:2:732:G:H5''	1:2:733:A:OP1	2.17	0.43
1:2:832:G:N3	1:2:833:G:C8	2.87	0.43
1:2:904:A:N6	1:2:907:A:C2	2.87	0.43
1:2:1115:G:C6	1:2:1116:A:N1	2.86	0.43
1:2:1387:A:C6	1:2:1457:G:N2	2.86	0.43
1:2:1439:C:H2'	1:2:1440:C:C6	2.53	0.43
1:2:1459:A:N1	1:2:1460:G:C6	2.85	0.43
1:2:1460:G:H5''	1:2:1461:A:OP1	2.18	0.43
2:A:113:LYS:HE2	2:A:152:GLU:O	2.18	0.43

*Continued on next page...*

*Continued from previous page...*

Atom-1	Atom-2	Interatomic distance (Å)	Clash overlap (Å)
6:E:18:SER:C	6:E:19:TRP:HD1	2.20	0.43
7:F:149:GLU:HB3	7:F:200:ALA:HB2	2.01	0.43
18:Q:29:THR:O	18:Q:33:ILE:N	2.50	0.43
18:Q:108:HIS:C	18:Q:108:HIS:CD2	2.92	0.43
22:U:4:VAL:HG22	22:U:63:TYR:HE1	1.84	0.43
22:U:63:TYR:HD2	22:U:121:ILE:HD13	1.83	0.43
22:U:146:GLU:OE1	22:U:146:GLU:N	2.51	0.43
28:0:34:ARG:HD3	33:7:371:THR:OG1	2.18	0.43
31:4:36:U:H2'	31:4:37:A:H8	1.83	0.43
35:9:203:ALA:HB2	35:9:250:LEU:HD23	1.98	0.43
1:2:326:G:C2	1:2:327:G:C4	3.06	0.43
1:2:391:A:H2'	1:2:392:A:H8	1.83	0.43
1:2:440:G:C6	1:2:457:G:C6	3.06	0.43
1:2:633:G:N3	1:2:633:G:H2'	2.33	0.43
1:2:795:A:N7	1:2:830:U:C2	2.87	0.43
1:2:797:G:O6	1:2:828:4AC:HM72	2.18	0.43
1:2:798:U:O2'	1:2:1509:U:OP1	2.30	0.43
1:2:840:G:H5''	1:2:841:U:OP1	2.18	0.43
1:2:909:A:OP2	40:2:1715:HOH:O	2.20	0.43
1:2:983:G:C2	1:2:994:U:N3	2.86	0.43
1:2:1022:G:C6	1:2:1178:A:N6	2.85	0.43
1:2:1252:U:H5'	1:2:1253:A:C2	2.54	0.43
1:2:1433:G:C5	1:2:1434:U:C4	3.06	0.43
1:2:1508:C:H2'	1:2:1509:U:O4'	2.19	0.43
2:A:45:LEU:HD11	2:A:72:TYR:C	2.38	0.43
2:A:49:VAL:HG12	2:A:69:PHE:O	2.19	0.43
11:J:93:ASN:O	11:J:94:ILE:HD13	2.18	0.43
15:N:123:ARG:NH1	15:N:123:ARG:HB2	2.33	0.43
16:O:56:ASP:O	16:O:60:LYS:HG3	2.17	0.43
18:Q:85:HIS:C	18:Q:87:LEU:H	2.22	0.43
20:S:32:LYS:HG3	20:S:47:ARG:NH1	2.33	0.43
20:S:37:GLU:CD	20:S:37:GLU:H	2.22	0.43
22:U:34:PHE:N	22:U:34:PHE:CD1	2.81	0.43
22:U:76:TYR:CD2	22:U:77:TYR:HE2	2.36	0.43
26:Y:14:LYS:HA	26:Y:14:LYS:HD3	1.70	0.43
29:3:16:ALA:O	29:3:20:LEU:HD13	2.18	0.43
31:4:4:G:H1'	31:4:70:G:N2	2.32	0.43
33:7:17:HIS:CG	33:7:18:VAL:N	2.86	0.43
1:2:20:U:O4	1:2:28:G:C2	2.71	0.43
1:2:143:G:N3	1:2:144:G:C8	2.86	0.43
1:2:181:C:C2	1:2:182:C:C5	3.07	0.43

*Continued on next page...*

Continued from previous page...

Atom-1	Atom-2	Interatomic distance (Å)	Clash overlap (Å)
1:2:366:G:C2	1:2:367:G:C8	3.07	0.43
1:2:367:G:H2'	1:2:368:C:H6	1.84	0.43
1:2:385:G:C2	1:2:398:A:N1	2.87	0.43
1:2:483:G:O2'	1:2:484:G:OP2	2.30	0.43
1:2:633:G:C6	1:2:708:G:C6	3.07	0.43
1:2:838:C:C2	1:2:839:4AC:O7	2.72	0.43
1:2:964:G:N7	1:2:1186:A:N6	2.66	0.43
1:2:978:G:N1	1:2:979:G:C5	2.87	0.43
1:2:1134:G:H2'	1:2:1135:C:H6	1.83	0.43
1:2:1274:G:C2	1:2:1309:C:C2	3.07	0.43
1:2:1289:U:H2'	1:2:1290:G:O4'	2.18	0.43
1:2:1322:U:H5	1:2:1347:G:N2	2.16	0.43
1:2:1340:G:C6	1:2:1341:C:C4	3.07	0.43
1:2:1351:A:C8	1:2:1352:C:C4	3.07	0.43
1:2:1412:C:H2'	1:2:1413:G:O4'	2.18	0.43
5:D:115:ALA:HB1	5:D:120:GLN:OE1	2.18	0.43
7:F:195:VAL:O	7:F:198:ALA:N	2.51	0.43
9:H:73:ARG:HE	9:H:75:GLY:CA	2.32	0.43
11:J:107:LYS:O	11:J:125:LEU:N	2.51	0.43
12:K:116:PRO:O	12:K:126:PRO:HG3	2.19	0.43
14:M:31:THR:HA	14:M:39:ILE:HG13	1.99	0.43
22:U:143:ILE:HG13	22:U:144:ILE:HD12	2.00	0.43
27:Z:87:ASN:O	27:Z:89:TYR:N	2.51	0.43
30:5:807:G:C2	30:5:808:A:C4	3.07	0.43
31:4:3:C:C2	31:4:71:C:N4	2.83	0.43
31:4:25:C:N3	31:4:26:G:C8	2.86	0.43
33:7:119:ALA:HB3	33:7:122:GLU:HB3	1.99	0.43
35:9:19:VAL:O	35:9:61:ASN:HA	2.19	0.43
1:2:41:G:H4'	15:N:133:SER:OG	2.19	0.43
1:2:148:A:C6	1:2:149:A:C4	3.06	0.43
1:2:222:A:N7	1:2:223:G:H1'	2.34	0.43
1:2:255:A:C5	1:2:288:A:C6	3.06	0.43
1:2:270:U:H5''	11:J:30:ARG:NH1	2.33	0.43
1:2:336:A:HO2'	1:2:337:C:P	2.42	0.43
1:2:383:A:H2'	1:2:384:U:C6	2.54	0.43
1:2:673:C:C2	1:2:674:C:C5	3.07	0.43
1:2:776:G:H5'	1:2:777:C:OP2	2.19	0.43
1:2:1099:C:C2	1:2:1115:G:N2	2.87	0.43
1:2:1224:A:C2	1:2:1261:A:C6	3.07	0.43
2:A:196:GLU:H	2:A:196:GLU:CD	2.16	0.43
8:G:24:PRO:HA	8:G:27:GLU:HB2	2.00	0.43

Continued on next page...

*Continued from previous page...*

Atom-1	Atom-2	Interatomic distance (Å)	Clash overlap (Å)
9:H:93:LEU:HD12	9:H:93:LEU:O	2.19	0.43
16:O:41:ARG:NH2	22:U:45:PRO:O	2.51	0.43
29:3:83:LYS:HD3	29:3:95:ALA:CB	2.49	0.43
29:3:84:LYS:H	29:3:84:LYS:HD3	1.83	0.43
1:2:146:A:H8	1:2:146:A:OP2	2.01	0.43
1:2:179:G:N1	1:2:208:G:H1'	2.33	0.43
1:2:790:G:N3	1:2:790:G:H2'	2.33	0.43
1:2:862:U:C5	1:2:877:G:N2	2.87	0.43
1:2:1101:U:H2'	1:2:1102:C:H6	1.84	0.43
1:2:1196:G:H2'	1:2:1197:C:H6	1.84	0.43
1:2:1320:A:C4	1:2:1322:U:N3	2.87	0.43
1:2:1323:A:N6	1:2:1347:G:H21	2.16	0.43
1:2:1387:A:C6	1:2:1457:G:C2	3.07	0.43
1:2:1387:A:N1	1:2:1456:G:O6	2.51	0.43
1:2:1397:G:C2	1:2:1398:G:C8	3.06	0.43
3:B:21:THR:O	3:B:41:TYR:HB2	2.18	0.43
4:C:35:CYS:HB3	4:C:37:GLU:OE2	2.18	0.43
7:F:102:HIS:O	7:F:109:ALA:HA	2.18	0.43
9:H:186:GLU:O	9:H:190:LEU:HG	2.18	0.43
12:K:37:GLU:N	12:K:38:PRO:HD2	2.34	0.43
12:K:63:ASP:N	12:K:63:ASP:OD1	2.50	0.43
16:O:35:PHE:CE1	16:O:92:HIS:CE1	3.07	0.43
16:O:121:GLU:HG3	16:O:121:GLU:H	1.65	0.43
22:U:7:VAL:HG21	22:U:12:LEU:HD12	2.01	0.43
24:W:30:PHE:HE2	24:W:32:HIS:HB2	1.84	0.43
29:3:53:ILE:O	29:3:80:VAL:HG23	2.19	0.43
30:5:813:A:N3	30:5:813:A:H2'	2.34	0.43
31:4:74:C:N4	33:7:33:TRP:HE1	2.11	0.43
33:7:144:LEU:O	33:7:179:PRO:HD2	2.19	0.43
33:7:264:GLN:O	33:7:266:LYS:HG2	2.18	0.43
33:7:400:GLN:HB3	33:7:405:TRP:NE1	2.34	0.43
35:9:238:GLU:O	35:9:242:ALA:N	2.50	0.43
1:2:141:G:C5	1:2:142:G:C8	3.06	0.43
1:2:143:G:C2	1:2:144:G:C8	3.07	0.43
1:2:308:G:C2	1:2:309:A:C8	3.06	0.43
1:2:384:U:N3	1:2:385:G:C8	2.87	0.43
1:2:415:G:C6	1:2:416:C:C4	3.06	0.43
1:2:647:C:H2'	1:2:648:4AC:C6	2.47	0.43
1:2:660:G:OP1	14:M:135:ARG:NH1	2.50	0.43
1:2:662:A:OP2	14:M:51:ASP:HB2	2.19	0.43
1:2:695:A:N7	18:Q:120:ARG:NE	2.45	0.43

*Continued on next page...*

*Continued from previous page...*

Atom-1	Atom-2	Interatomic distance (Å)	Clash overlap (Å)
1:2:740:G:N1	1:2:774:U:O4	2.52	0.43
1:2:755:U:C2	1:2:756:U:C6	3.07	0.43
1:2:778:U:O4	1:2:779:G:C2	2.71	0.43
1:2:913:G:O2'	1:2:914:G:OP1	2.31	0.43
1:2:930:A:C5	1:2:931:A:N1	2.87	0.43
1:2:1037:G:C4	1:2:1038:U:C5	3.07	0.43
1:2:1046:G:C6	1:2:1047:G:N7	2.87	0.43
1:2:1134:G:C2	1:2:1135:C:C5	3.06	0.43
1:2:1141:A:C8	1:2:1143:A:C8	3.07	0.43
1:2:1207:G:C2	1:2:1208:C:C4	3.07	0.43
1:2:1211:C:C2	1:2:1310:U:C5	3.05	0.43
1:2:1220:G:N1	1:2:1221:G:C5	2.87	0.43
1:2:1241:A:C4	1:2:1242:A:C8	3.07	0.43
1:2:1274:G:N1	1:2:1309:C:C2	2.87	0.43
1:2:1285:G:C2	1:2:1301:G:C6	3.07	0.43
1:2:1485:G:N2	1:2:1487:MA6:H3'	2.34	0.43
2:A:64:HIS:CE1	2:A:92:TYR:CZ	3.07	0.43
2:A:194:GLU:OE1	2:A:195:PRO:HD3	2.19	0.43
3:B:136:PRO:HG3	4:C:30:PHE:HB3	2.00	0.43
4:C:33:PRO:C	4:C:35:CYS:H	2.22	0.43
4:C:49:LEU:CD1	4:C:51:LYS:HE2	2.49	0.43
5:D:162:ASN:HD22	5:D:164:GLN:HB2	1.84	0.43
6:E:66:LEU:HD21	6:E:71:PHE:HD2	1.84	0.43
12:K:47:GLU:HA	12:K:50:ILE:HG22	2.00	0.43
13:L:40:LEU:HD23	13:L:40:LEU:HA	1.63	0.43
23:V:81:ILE:HG13	23:V:82:GLU:HG2	2.00	0.43
29:3:27:ARG:HD3	29:3:90:ALA:HB1	2.00	0.43
31:4:51:C:C2	31:4:64:G:C6	3.07	0.43
33:7:352:ARG:HG2	33:7:353:ALA:H	1.82	0.43
34:8:45:ARG:HA	34:8:80:GLU:HG2	2.00	0.43
1:2:155:G:H2'	1:2:156:G:C8	2.54	0.43
1:2:204:G:C2	1:2:205:G:C4	3.07	0.43
1:2:575:A:C5	1:2:576:U:C6	3.07	0.43
1:2:580:A:C4	1:2:581:C:C5	3.07	0.43
1:2:788:G:N1	1:2:851:4AC:N3	2.67	0.43
1:2:863:A:C6	1:2:878:A:C8	3.07	0.43
1:2:1078:C:H1'	1:2:1162:G:N2	2.34	0.43
1:2:1327:G:C2	1:2:1344:G:C2	3.07	0.43
1:2:1446:U:O5'	1:2:1446:U:H6	2.01	0.43
3:B:157:ASN:O	3:B:159:LYS:N	2.52	0.43
6:E:192:ASN:HB3	6:E:195:ARG:HD3	2.01	0.43

*Continued on next page...*

*Continued from previous page...*

Atom-1	Atom-2	Interatomic distance (Å)	Clash overlap (Å)
7:F:93:ASP:OD1	7:F:227:ARG:HA	2.18	0.43
12:K:57:TRP:O	12:K:57:TRP:CD1	2.72	0.43
17:P:26:GLN:NE2	17:P:39:CYS:SG	2.91	0.43
21:T:66:HIS:O	21:T:68:ARG:N	2.52	0.43
21:T:70:MET:SD	21:T:71:ILE:N	2.91	0.43
25:X:15:ILE:HG22	25:X:70:ARG:HG2	2.00	0.43
27:Z:18:ASP:OD1	27:Z:30:TYR:OH	2.22	0.43
29:3:8:LYS:HD2	29:3:79:TYR:OH	2.19	0.43
33:7:124:PHE:HZ	33:7:169:PHE:HB2	1.84	0.43
33:7:144:LEU:O	33:7:178:VAL:HB	2.18	0.43
33:7:212:LYS:O	33:7:214:VAL:HG23	2.18	0.43
35:9:69:ILE:N	35:9:79:ASP:O	2.39	0.43
1:2:92:A:C6	1:2:93:C:C4	3.06	0.43
1:2:155:G:H5 <sup>''</sup>	8:G:5:LYS:HZ2	1.82	0.43
1:2:263:G:N3	1:2:264:G:C8	2.87	0.43
1:2:323:G:OP1	11:J:22:LYS:HE2	2.19	0.43
1:2:388:G:O2 <sup>'</sup>	1:2:389:G:H5 <sup>'</sup>	2.18	0.43
1:2:695:A:C2	1:2:696:A:C4	3.06	0.43
1:2:722:G:N3	1:2:723:G:N7	2.67	0.43
1:2:778:U:H5	1:2:779:G:C4	2.37	0.43
1:2:808:G:C2	1:2:809:C:C2	3.06	0.43
1:2:898:G:O6	1:2:1365:U:N3	2.52	0.43
1:2:1061:G:C6	1:2:1062:U:C4	3.07	0.43
2:A:11:LYS:NZ	2:A:13:LYS:HG3	2.33	0.43
7:F:12:VAL:HA	7:F:15:GLU:HG2	2.00	0.43
8:G:13:THR:CG2	8:G:15:ILE:HG22	2.49	0.43
12:K:7:THR:HA	12:K:15:ALA:O	2.19	0.43
18:Q:41:ARG:C	18:Q:43:GLU:H	2.23	0.43
22:U:16:VAL:HG12	22:U:132:ILE:HG21	2.01	0.43
22:U:98:ILE:H	22:U:98:ILE:HG13	1.56	0.43
27:Z:147:TYR:N	27:Z:147:TYR:CD1	2.86	0.43
29:3:6:TYR:O	29:3:8:LYS:NZ	2.52	0.43
29:3:32:ILE:HG13	29:3:34:LYS:HG2	1.99	0.43
33:7:281:PHE:CZ	33:7:295:VAL:HB	2.54	0.43
34:8:6:GLU:HG3	34:8:9:GLU:OE1	2.18	0.43
35:9:124:GLN:OE1	35:9:160:TRP:NE1	2.52	0.43
1:2:531:U:C4	1:2:532:G:C5	3.07	0.42
1:2:668:A:H5 <sup>''</sup>	1:2:670:A:H5 <sup>'</sup>	2.02	0.42
1:2:790:G:C5	1:2:849:G:N2	2.87	0.42
1:2:1007:C:H2 <sup>'</sup>	1:2:1008:G:H8	1.78	0.42
1:2:1016:G:H2 <sup>'</sup>	1:2:1017:U:C6	2.54	0.42

*Continued on next page...*



*Continued from previous page...*

Atom-1	Atom-2	Interatomic distance (Å)	Clash overlap (Å)
1:2:1040:C:O2'	1:2:1041:4AC:H5'	2.19	0.42
1:2:1083:C:C2	1:2:1153:A:C2	3.07	0.42
1:2:1285:G:N1	1:2:1301:G:C6	2.87	0.42
1:2:1386:C:H42	1:2:1457:G:H1	1.65	0.42
1:2:1437:A:C5	1:2:1438:G:C8	3.07	0.42
2:A:168:ALA:HB1	2:A:184:ALA:O	2.19	0.42
5:D:96:THR:OG1	5:D:98:GLU:N	2.52	0.42
5:D:97:ILE:HG13	5:D:101:LEU:HD12	2.01	0.42
5:D:146:LYS:HE3	5:D:146:LYS:HB2	1.37	0.42
10:I:38:LEU:HD23	10:I:38:LEU:HA	1.75	0.42
15:N:18:LEU:HD23	15:N:18:LEU:HA	1.85	0.42
16:O:59:VAL:HA	16:O:62:ILE:HB	2.01	0.42
18:Q:76:LEU:HB3	18:Q:81:ILE:HD11	2.01	0.42
20:S:23:GLU:HB3	20:S:24:PHE:CZ	2.54	0.42
21:T:81:ILE:HG13	21:T:82:TYR:N	2.30	0.42
22:U:81:LYS:HG2	22:U:82:ASN:N	2.34	0.42
31:4:3:C:C2	31:4:4:G:C8	3.07	0.42
31:4:53:G:N2	31:4:54:5MU:H1'	2.34	0.42
32:6:74:VAL:O	32:6:79:ARG:HD2	2.18	0.42
32:6:102:GLN:OE1	32:6:102:GLN:N	2.52	0.42
1:2:105:A:N7	1:2:335:G:C5	2.87	0.42
1:2:267:G:N1	1:2:268:G:O6	2.52	0.42
1:2:484:G:N7	1:2:496:G:C5	2.87	0.42
1:2:524:C:C5	1:2:525:U:C6	3.06	0.42
1:2:631:G:OP1	2:A:131:GLN:HB2	2.19	0.42
1:2:950:A:C4	1:2:1293:A:C2	3.06	0.42
1:2:961:G:C2	1:2:1191:C:N3	2.87	0.42
1:2:1070:A:C2	1:2:1071:G:C5	3.07	0.42
1:2:1098:C:N3	1:2:1116:A:C2	2.87	0.42
1:2:1169:U:H2'	1:2:1171:G:H8	1.79	0.42
1:2:1312:G:C6	1:2:1313:A:C6	3.08	0.42
1:2:1413:G:N1	1:2:1414:A:C5	2.88	0.42
1:2:1424:G:C2	1:2:1425:G:C5	3.06	0.42
1:2:1486:G:O6	1:2:1487:MA6:H92	2.20	0.42
5:D:39:LYS:HA	5:D:42:TRP:CE3	2.53	0.42
5:D:162:ASN:C	5:D:164:GLN:H	2.20	0.42
7:F:94:GLY:O	7:F:124:ILE:HG12	2.19	0.42
8:G:48:ASN:O	8:G:53:LYS:HD3	2.19	0.42
9:H:205:LEU:HD23	9:H:205:LEU:HA	1.91	0.42
12:K:44:THR:HB	12:K:75:ALA:HB1	2.00	0.42
21:T:103:LEU:HD12	21:T:103:LEU:HA	1.65	0.42

*Continued on next page...*

*Continued from previous page...*

Atom-1	Atom-2	Interatomic distance (Å)	Clash overlap (Å)
29:3:32:ILE:HD12	29:3:99:VAL:HG13	2.01	0.42
29:3:76:PRO:HG3	29:3:119:ARG:NH2	2.34	0.42
30:5:813:A:C5	30:5:814:U:C5	3.07	0.42
32:6:23:GLN:NE2	32:6:68:ILE:HD12	2.33	0.42
32:6:62:ARG:N	32:6:65:ASP:OD2	2.51	0.42
33:7:54:THR:HB	33:7:89:ILE:HD11	1.99	0.42
1:2:13:A:N3	7:F:166:VAL:HG23	2.34	0.42
1:2:67:G:C6	1:2:363:G:C6	3.07	0.42
1:2:89:G:H3'	1:2:90:G:C8	2.47	0.42
1:2:187:G:C5	1:2:188:U:C4	3.07	0.42
1:2:207:C:H6	1:2:207:C:O5'	2.02	0.42
1:2:209:A:O2'	1:2:210:A:O4'	2.35	0.42
1:2:539:A:C6	1:2:540:A:N1	2.87	0.42
1:2:576:U:O2	1:2:576:U:H2'	2.19	0.42
1:2:637:G:N2	1:2:704:G:C5	2.87	0.42
1:2:817:U:N3	1:2:818:C:C5	2.87	0.42
1:2:819:G:C6	1:2:820:C:C4	3.07	0.42
1:2:1095:A:H2'	1:2:1096:G:H8	1.82	0.42
1:2:1279:G:C4	1:2:1305:G:N2	2.87	0.42
1:2:1397:G:H2'	1:2:1397:G:N3	2.35	0.42
1:2:1444:G:N7	1:2:1445:C:N4	2.67	0.42
3:B:28:MET:O	3:B:32:ILE:HG12	2.20	0.42
5:D:47:GLN:O	5:D:51:PHE:CD2	2.72	0.42
6:E:237:LYS:HD3	6:E:237:LYS:HA	1.51	0.42
9:H:111:ILE:HD13	9:H:111:ILE:HA	1.84	0.42
15:N:21:LYS:HB3	15:N:21:LYS:HE2	1.84	0.42
16:O:83:LYS:HA	16:O:88:GLY:O	2.18	0.42
22:U:40:HIS:CD2	22:U:79:GLY:N	2.88	0.42
23:V:49:GLU:OE1	23:V:49:GLU:N	2.52	0.42
25:X:43:ARG:HA	25:X:64:ALA:HB3	2.01	0.42
25:X:66:GLU:OE2	25:X:67:ILE:HG22	2.19	0.42
26:Y:5:TRP:HH2	29:3:65:HIS:HD1	1.65	0.42
26:Y:22:CYS:HB2	26:Y:29:VAL:O	2.19	0.42
30:5:807:G:C5	30:5:808:A:C5	3.07	0.42
31:4:28:C:N4	31:4:43:A:C6	2.88	0.42
33:7:27:GLN:HE21	33:7:33:TRP:CB	2.25	0.42
33:7:64:LYS:HA	33:7:65:PRO:HA	1.87	0.42
33:7:106:SER:CA	33:7:363:SER:HA	2.45	0.42
33:7:256:LEU:HB3	33:7:315:ILE:HD11	2.01	0.42
1:2:110:U:H2'	1:2:111:C:C6	2.54	0.42
1:2:440:G:C6	1:2:441:G:N7	2.87	0.42

*Continued on next page...*

*Continued from previous page...*

Atom-1	Atom-2	Interatomic distance (Å)	Clash overlap (Å)
1:2:509:C:C2	1:2:510:C:C5	3.07	0.42
1:2:533:G:C5	1:2:534:G:C8	3.08	0.42
1:2:559:G:C6	1:2:560:U:C4	3.08	0.42
1:2:605:G:N3	1:2:606:G:C8	2.87	0.42
1:2:614:G:C6	1:2:615:G:N7	2.87	0.42
1:2:671:A:C6	1:2:672:U:C4	3.06	0.42
1:2:698:G:C2	1:2:699:C:C2	3.07	0.42
1:2:718:4AC:C7	1:2:719:G:H22	2.33	0.42
1:2:996:G:O2'	1:2:997:C:O5'	2.26	0.42
1:2:1084:C:C2	1:2:1129:G:C2	3.08	0.42
1:2:1120:A:H2'	1:2:1120:A:N3	2.35	0.42
1:2:1321:G:HO2'	1:2:1322:U:P	2.43	0.42
1:2:1453:G:C8	33:7:352:ARG:NH1	2.87	0.42
1:2:1503:A:C6	1:2:1504:C:C4	3.08	0.42
2:A:13:LYS:O	2:A:17:LYS:NZ	2.34	0.42
2:A:45:LEU:HD12	2:A:45:LEU:HA	1.76	0.42
4:C:4:ASN:HB3	4:C:8:LYS:HZ3	1.85	0.42
9:H:141:PHE:CE2	25:X:65:ARG:HD3	2.54	0.42
13:L:15:SER:OG	13:L:18:GLU:OE2	2.31	0.42
14:M:110:LEU:H	14:M:110:LEU:HD12	1.84	0.42
17:P:28:GLY:O	17:P:30:ILE:N	2.52	0.42
18:Q:74:ARG:CZ	18:Q:74:ARG:HB2	2.49	0.42
25:X:50:ARG:HD3	25:X:51:VAL:H	1.84	0.42
27:Z:108:HIS:CE1	27:Z:109:PHE:HD1	2.36	0.42
33:7:223:VAL:O	33:7:225:LYS:HD2	2.18	0.42
35:9:20:LYS:N	35:9:28:TYR:O	2.42	0.42
35:9:23:PHE:HZ	35:9:28:TYR:CE1	2.38	0.42
35:9:216:ASN:OD1	35:9:217:ILE:N	2.52	0.42
1:2:13:A:C6	1:2:15:U:N3	2.87	0.42
1:2:76:G:O6	1:2:97:A:N1	2.53	0.42
1:2:141:G:C6	1:2:142:G:C5	3.07	0.42
1:2:313:G:H21	5:D:3:ASP:CG	2.21	0.42
1:2:632:A:H1'	1:2:700:G:O4'	2.20	0.42
1:2:649:G:C2	1:2:676:G:C6	3.08	0.42
1:2:813:G:C2	1:2:815:G:C8	3.07	0.42
1:2:950:A:C6	1:2:1293:A:C4	3.07	0.42
1:2:991:G:C2	1:2:992:U:C2	3.07	0.42
1:2:1068:C:N4	1:2:1069:G:N7	2.68	0.42
1:2:1373:C:C5	1:2:1375:G:C2	3.08	0.42
6:E:40:ARG:CZ	6:E:40:ARG:HB3	2.49	0.42
6:E:60:ARG:O	6:E:63:ARG:HB3	2.20	0.42

*Continued on next page...*

*Continued from previous page...*

Atom-1	Atom-2	Interatomic distance (Å)	Clash overlap (Å)
9:H:20:ARG:HG2	9:H:109:LYS:NZ	2.35	0.42
14:M:81:ILE:HB	14:M:115:VAL:HG23	2.01	0.42
19:R:73:HIS:HA	19:R:98:LYS:NZ	2.33	0.42
24:W:20:CYS:SG	24:W:23:CYS:HB2	2.59	0.42
25:X:57:LEU:HD13	25:X:60:THR:H	1.83	0.42
31:4:22:G:C2	31:4:23:C:C4	3.07	0.42
32:6:94:LEU:HD12	32:6:94:LEU:HA	1.78	0.42
33:7:130:ARG:NH1	33:7:338:ARG:HE	2.16	0.42
33:7:215:MET:HE3	33:7:240:GLY:N	2.35	0.42
33:7:247:PHE:CE2	33:7:316:ILE:HG22	2.55	0.42
33:7:340:VAL:HG23	33:7:341:GLY:N	2.34	0.42
1:2:46:G:C6	1:2:412:A:N6	2.88	0.42
1:2:74:G:C6	1:2:75:G:C5	3.07	0.42
1:2:244:G:N2	1:2:245:G:C5	2.87	0.42
1:2:503:C:H2'	1:2:504:G:O4'	2.19	0.42
1:2:650:G:N1	1:2:675:C:C4	2.87	0.42
1:2:754:A:C5	1:2:755:U:C5	3.07	0.42
1:2:788:G:O6	1:2:851:4AC:N4	2.51	0.42
1:2:964:G:H8	1:2:964:G:O5'	2.03	0.42
1:2:1032:A:N6	1:2:1074:A:H5'	2.34	0.42
1:2:1061:G:C2	1:2:1062:U:C4	3.06	0.42
1:2:1097:U:H2'	1:2:1098:C:H5'	2.00	0.42
1:2:1202:5MC:H4'	16:O:140:THR:HA	2.00	0.42
1:2:1299:C:H2'	1:2:1300:C:C6	2.55	0.42
1:2:1411:C:N3	1:2:1433:G:N1	2.68	0.42
2:A:15:LYS:HD3	2:A:15:LYS:HA	1.85	0.42
2:A:23:TYR:HD1	2:A:23:TYR:HA	1.63	0.42
6:E:229:TYR:HD1	6:E:229:TYR:HA	1.71	0.42
7:F:66:LEU:HD12	7:F:86:LEU:HD23	2.01	0.42
7:F:165:LEU:HG	7:F:181:GLN:O	2.20	0.42
10:I:130:TYR:O	10:I:130:TYR:CG	2.72	0.42
14:M:79:VAL:HG22	14:M:80:HIS:O	2.19	0.42
16:O:102:ILE:HG13	16:O:103:ARG:N	2.33	0.42
23:V:20:TYR:CZ	23:V:68:TYR:CD1	3.07	0.42
27:Z:34:ASP:O	27:Z:35:ILE:HD13	2.19	0.42
31:4:9:G:N2	31:4:45:G:N3	2.68	0.42
31:4:58:A:O2'	31:4:59:A:O5'	2.38	0.42
33:7:65:PRO:C	33:7:67:ALA:H	2.21	0.42
33:7:175:ALA:HB1	33:7:178:VAL:CG2	2.49	0.42
33:7:249:VAL:CG2	33:7:279:ILE:HG13	2.49	0.42
34:8:116:LEU:HD11	34:8:123:TRP:HB3	2.01	0.42

*Continued on next page...*

*Continued from previous page...*

Atom-1	Atom-2	Interatomic distance (Å)	Clash overlap (Å)
35:9:23:PHE:HB2	35:9:26:GLY:O	2.19	0.42
35:9:189:GLU:OE1	35:9:191:LEU:HB2	2.19	0.42
1:2:116:A:C2	1:2:118:A:C4	3.07	0.42
1:2:193:G:H8	1:2:193:G:H3'	1.85	0.42
1:2:219:G:N2	1:2:222:A:C8	2.88	0.42
1:2:265:U:H2'	1:2:266:G:O4'	2.19	0.42
1:2:322:A:H5''	11:J:24:ARG:NH2	2.34	0.42
1:2:466:G:C5	1:2:467:G:N1	2.88	0.42
1:2:656:G:P	14:M:45:GLY:HA3	2.60	0.42
1:2:778:U:C5	1:2:779:G:C2	3.07	0.42
1:2:1115:G:O2'	1:2:1116:A:C8	2.60	0.42
1:2:1143:A:H2'	1:2:1144:A:C8	2.55	0.42
1:2:1145:G:O5'	20:S:4:ILE:HD13	2.20	0.42
1:2:1244:G:C2	1:2:1245:G:C4	3.07	0.42
1:2:1252:U:H5'	1:2:1253:A:N3	2.34	0.42
1:2:1310:U:C2	9:H:174:TYR:OH	2.73	0.42
1:2:1322:U:H5	1:2:1347:G:H21	1.68	0.42
1:2:1345:G:N3	1:2:1346:C:C6	2.88	0.42
1:2:1414:A:N1	1:2:1430:C:C4	2.88	0.42
1:2:1427:G:C2	1:2:1428:G:C8	3.07	0.42
1:2:1446:U:H2'	1:2:1447:C:C5	2.54	0.42
2:A:53:LEU:HA	2:A:53:LEU:HD12	1.79	0.42
2:A:93:ILE:HG13	2:A:94:ARG:N	2.35	0.42
3:B:97:LEU:O	3:B:97:LEU:HD12	2.20	0.42
5:D:147:GLU:HG3	5:D:147:GLU:O	2.19	0.42
9:H:62:HIS:HE1	9:H:64:VAL:HG23	1.85	0.42
12:K:9:LYS:HB2	12:K:9:LYS:HE3	1.79	0.42
18:Q:50:ILE:HG22	18:Q:54:LEU:HD13	2.02	0.42
19:R:37:ILE:CG2	19:R:85:ARG:HG2	2.45	0.42
23:V:11:ASN:O	23:V:15:GLY:CA	2.68	0.42
31:4:23:C:C4	31:4:24:U:C5	3.08	0.42
31:4:41:C:H2'	31:4:42:G:H8	1.83	0.42
33:7:143:ASN:HB3	33:7:202:ILE:HG12	2.01	0.42
35:9:185:VAL:HB	35:9:227:TYR:CE1	2.55	0.42
35:9:191:LEU:HD23	35:9:191:LEU:HA	1.78	0.42
1:2:78:G:C4	1:2:79:C:C5	3.08	0.42
1:2:139:G:H2'	1:2:140:A:O4'	2.20	0.42
1:2:268:G:OP1	11:J:97:LYS:HB2	2.19	0.42
1:2:372:A:C4	1:2:373:A2M:C8	3.03	0.42
1:2:559:G:N1	1:2:614:G:C5	2.88	0.42
1:2:859:G:C6	1:2:860:A:N6	2.88	0.42

*Continued on next page...*

*Continued from previous page...*

Atom-1	Atom-2	Interatomic distance (Å)	Clash overlap (Å)
1:2:937:U:OP1	40:2:1716:HOH:O	2.22	0.42
1:2:962:G:C2	1:2:1190:C:C2	3.07	0.42
1:2:1068:C:N4	1:2:1069:G:C5	2.88	0.42
1:2:1285:G:C6	1:2:1301:G:O6	2.73	0.42
6:E:225:THR:HG22	6:E:226:LEU:N	2.35	0.42
7:F:206:TYR:O	7:F:208:THR:N	2.53	0.42
9:H:136:THR:HA	9:H:149:ALA:HA	2.02	0.42
14:M:21:SER:OG	14:M:22:SER:N	2.53	0.42
16:O:83:LYS:HB3	21:T:9:ARG:HH12	1.85	0.42
22:U:15:ARG:NE	22:U:136:LEU:HD13	2.34	0.42
25:X:10:GLU:O	25:X:29:VAL:HB	2.20	0.42
25:X:18:THR:C	25:X:24:VAL:HG22	2.40	0.42
29:3:14:GLU:HG3	29:3:15:LEU:N	2.34	0.42
32:6:94:LEU:HG	32:6:94:LEU:O	2.20	0.42
33:7:48:LYS:HZ3	33:7:49:LEU:HB2	1.85	0.42
35:9:57:VAL:HG13	35:9:58:LEU:HD23	2.02	0.42
1:2:14:U:O2	1:2:307:A:C4	2.73	0.42
1:2:22:G:H2'	1:2:23:A:C8	2.55	0.42
1:2:55:A:C2	1:2:315:A:C8	3.07	0.42
1:2:173:C:N3	1:2:174:C:C5	2.88	0.42
1:2:223:G:H2'	1:2:224:G:O4'	2.19	0.42
1:2:255:A:O2'	1:2:288:A:N6	2.53	0.42
1:2:267:G:H5'	11:J:97:LYS:HD2	2.02	0.42
1:2:268:G:N1	1:2:277:C:C2	2.87	0.42
1:2:403:G:H2'	1:2:403:G:N3	2.35	0.42
1:2:477:G:N2	1:2:500:U:C6	2.88	0.42
1:2:658:G:H8	14:M:24:ASN:ND2	2.18	0.42
1:2:863:A:C5	1:2:864:C:N4	2.88	0.42
1:2:964:G:OP2	1:2:1186:A:N6	2.53	0.42
1:2:1244:G:C4	1:2:1245:G:C8	3.08	0.42
1:2:1392:A:C8	1:2:1451:G:N2	2.88	0.42
1:2:1416:C:H2'	1:2:1417:U:C6	2.55	0.42
7:F:141:VAL:HG13	7:F:142:PRO:HD2	2.00	0.42
14:M:62:LEU:O	14:M:66:ARG:HG3	2.20	0.42
20:S:50:ILE:H	20:S:50:ILE:HG13	1.72	0.42
21:T:55:LYS:HE2	21:T:75:GLU:O	2.20	0.42
26:Y:45:TYR:CE1	26:Y:47:GLU:HB3	2.55	0.42
27:Z:95:GLN:HG3	27:Z:120:ILE:HD11	2.01	0.42
30:5:807:G:C6	30:5:808:A:C6	3.08	0.42
33:7:49:LEU:HD22	33:7:95:PRO:HD3	2.01	0.42
33:7:274:THR:HA	35:9:190:PRO:HB3	2.02	0.42

*Continued on next page...*

*Continued from previous page...*

Atom-1	Atom-2	Interatomic distance (Å)	Clash overlap (Å)
33:7:356:THR:O	33:7:357:LEU:HD23	2.19	0.42
1:2:28:G:H8	1:2:28:G:O5'	2.02	0.42
1:2:185:G:N3	1:2:186:G:C8	2.88	0.42
1:2:321:G:C4	1:2:322:A:N7	2.88	0.42
1:2:604:G:C2	1:2:605:G:C8	3.07	0.42
1:2:662:A:C6	1:2:663:A:C4	3.08	0.42
1:2:679:G:H2'	1:2:680:G:C8	2.55	0.42
1:2:738:C:O4'	1:2:870:C:N4	2.51	0.42
1:2:962:G:N2	1:2:1190:C:C2	2.88	0.42
1:2:989:A:C4	1:2:991:G:N7	2.88	0.42
1:2:1141:A:C4	1:2:1143:A:C5	3.08	0.42
1:2:1142:U:HO2'	1:2:1143:A:P	2.43	0.42
7:F:62:ASN:OD1	7:F:91:ASN:HA	2.20	0.42
7:F:144:THR:HA	7:F:156:LEU:O	2.20	0.42
10:I:61:TYR:HD1	10:I:61:TYR:HA	1.75	0.42
18:Q:74:ARG:HD2	18:Q:80:ARG:NE	2.34	0.42
22:U:80:ARG:HD2	22:U:88:GLU:HG2	2.01	0.42
28:0:35:GLY:N	28:0:36:LEU:HD12	2.35	0.42
33:7:17:HIS:CE1	33:7:97:HIS:HD2	2.21	0.42
33:7:138:ILE:HD11	33:7:407:MET:SD	2.60	0.42
33:7:218:ILE:HG23	33:7:219:ARG:HG3	2.02	0.42
33:7:300:TYR:O	35:9:193:VAL:HG22	2.20	0.42
33:7:401:ILE:HD12	33:7:406:ARG:CD	2.50	0.42
35:9:235:ASN:OD1	35:9:239:ALA:HB2	2.19	0.42
1:2:148:A:N3	1:2:149:A:H1'	2.34	0.41
1:2:632:A:C2	1:2:699:C:C4	3.08	0.41
1:2:644:C:H2'	1:2:645:C:H6	1.85	0.41
1:2:722:G:N2	1:2:723:G:C5	2.88	0.41
1:2:819:G:C6	1:2:820:C:N4	2.88	0.41
1:2:1126:G:C4	1:2:1127:G:C8	3.08	0.41
1:2:1509:U:O2	30:5:806:G:C2	2.72	0.41
5:D:137:ILE:HG22	5:D:139:SER:H	1.84	0.41
7:F:21:LYS:HB3	7:F:21:LYS:HE3	1.67	0.41
7:F:62:ASN:HB3	7:F:90:GLY:O	2.19	0.41
7:F:132:GLU:OE1	7:F:132:GLU:N	2.53	0.41
10:I:50:PHE:HB2	10:I:63:VAL:HG22	2.02	0.41
12:K:29:ASN:OD1	12:K:66:VAL:HG22	2.20	0.41
14:M:42:TRP:CD1	14:M:67:ALA:HA	2.55	0.41
15:N:84:VAL:CG1	15:N:85:THR:H	2.32	0.41
16:O:62:ILE:HD13	16:O:62:ILE:HA	1.82	0.41
16:O:74:ILE:HA	16:O:75:PRO:HD3	1.86	0.41

*Continued on next page...*

*Continued from previous page...*

Atom-1	Atom-2	Interatomic distance (Å)	Clash overlap (Å)
16:O:108:ARG:HB2	16:O:108:ARG:CZ	2.50	0.41
19:R:97:THR:O	19:R:97:THR:HG22	2.20	0.41
21:T:94:ILE:HA	21:T:98:MET:SD	2.60	0.41
26:Y:42:ARG:HG3	26:Y:43:CYS:N	2.35	0.41
31:4:14:A:N6	31:4:22:G:O4'	2.53	0.41
31:4:26:G:C2	31:4:27:U:C6	3.08	0.41
31:4:34:C:C2	31:4:35:A:N7	2.87	0.41
31:4:63:G:N2	31:4:64:G:C8	2.88	0.41
32:6:94:LEU:HD23	32:6:100:ILE:HG23	2.02	0.41
33:7:144:LEU:HD12	33:7:145:ILE:H	1.85	0.41
33:7:340:VAL:HG23	33:7:341:GLY:H	1.85	0.41
34:8:3:SER:O	34:8:3:SER:OG	2.28	0.41
1:2:32:G:C4	1:2:33:A:N7	2.88	0.41
1:2:155:G:H5'	8:G:5:LYS:HZ1	1.85	0.41
1:2:181:C:H2'	1:2:182:C:C6	2.54	0.41
1:2:230:C:C2	1:2:231:C:C5	3.08	0.41
1:2:231:C:H2'	1:2:232:C:C6	2.53	0.41
1:2:344:C:C2	1:2:345:C:C5	3.08	0.41
1:2:574:A:C6	1:2:575:A:C4	3.07	0.41
1:2:574:A:H8	1:2:574:A:O5'	2.03	0.41
1:2:831:A:C4	1:2:832:G:C8	3.08	0.41
1:2:832:G:H2'	1:2:833:G:C8	2.51	0.41
1:2:863:A:C5	1:2:878:A:N7	2.88	0.41
1:2:911:G:OP1	9:H:156:ARG:NH2	2.53	0.41
1:2:1070:A:C2	1:2:1071:G:C8	3.08	0.41
1:2:1234:G:C2	1:2:1250:G:O6	2.73	0.41
1:2:1452:A:H3'	33:7:352:ARG:NH2	2.34	0.41
2:A:157:ASP:O	2:A:160:LEU:HB3	2.19	0.41
3:B:190:ILE:HG23	3:B:191:PRO:HD2	2.02	0.41
6:E:9:HIS:O	6:E:31:ARG:HD2	2.19	0.41
8:G:48:ASN:ND2	8:G:55:PHE:HB2	2.35	0.41
10:I:7:LEU:O	10:I:10:ALA:N	2.51	0.41
11:J:67:ASP:OD1	11:J:124:LEU:HB2	2.20	0.41
14:M:57:PRO:O	14:M:60:ALA:HB3	2.19	0.41
17:P:28:GLY:O	17:P:30:ILE:HG13	2.20	0.41
18:Q:36:LEU:HD23	18:Q:36:LEU:HA	1.87	0.41
21:T:8:TYR:O	21:T:9:ARG:HD3	2.19	0.41
27:Z:78:PRO:O	27:Z:79:GLN:HG3	2.20	0.41
27:Z:128:VAL:HG22	27:Z:129:GLU:N	2.35	0.41
31:4:7:G:H2'	31:4:49:G:H8	1.84	0.41
31:4:14:A:H2'	31:4:14:A:N3	2.35	0.41

*Continued on next page...*



*Continued from previous page...*

Atom-1	Atom-2	Interatomic distance (Å)	Clash overlap (Å)
31:4:19:G:N2	31:4:57:A:O2'	2.52	0.41
31:4:48:C:N3	31:4:59:A:C4	2.87	0.41
33:7:111:MET:O	33:7:141:VAL:HG21	2.19	0.41
33:7:148:GLN:NE2	33:7:159:ALA:HA	2.35	0.41
35:9:195:LYS:O	35:9:199:VAL:HG13	2.19	0.41
1:2:112:A:C6	1:2:113:G:C4	3.08	0.41
1:2:268:G:N1	1:2:277:C:O2	2.54	0.41
1:2:333:G:O5'	1:2:333:G:H8	2.03	0.41
1:2:517:G:H2'	1:2:518:U:C6	2.56	0.41
1:2:791:G:C2	1:2:792:G:C5	3.09	0.41
1:2:808:G:H2'	1:2:809:C:C6	2.55	0.41
1:2:1042:G:C6	1:2:1046:G:C6	3.08	0.41
1:2:1172:G:O2'	13:L:54:ASP:OD2	2.38	0.41
1:2:1379:G:C2	1:2:1380:U:C4	3.08	0.41
3:B:17:VAL:HG22	3:B:163:ALA:HB1	2.01	0.41
5:D:81:GLY:HA3	5:D:103:ARG:NH2	2.35	0.41
16:O:113:ARG:HA	16:O:113:ARG:HD2	1.50	0.41
19:R:21:CYS:O	19:R:25:GLY:N	2.50	0.41
21:T:23:GLU:O	21:T:23:GLU:HG2	2.21	0.41
26:Y:15:VAL:CG1	29:3:68:PRO:HB2	2.51	0.41
27:Z:90:LEU:HD21	27:Z:125:ALA:HB2	2.02	0.41
30:5:810:G:H2'	30:5:811:U:C6	2.55	0.41
31:4:11:A:C2	31:4:25:C:C2	3.08	0.41
33:7:24:THR:CG2	33:7:186:LEU:HA	2.49	0.41
33:7:25:LEU:HD23	33:7:25:LEU:HA	1.83	0.41
33:7:51:TYR:CG	33:7:294:LEU:HD13	2.55	0.41
1:2:55:A:C8	1:2:315:A:C2	3.08	0.41
1:2:91:G:N3	1:2:91:G:H2'	2.34	0.41
1:2:201:C:H2'	1:2:202:C:H6	1.85	0.41
1:2:252:A:C2	1:2:254:U:N3	2.88	0.41
1:2:276:C:OP1	19:R:96:LYS:HB2	2.20	0.41
1:2:386:C:H2'	1:2:387:G:H8	1.84	0.41
1:2:529:A:C2	1:2:533:G:C8	3.08	0.41
1:2:643:A:C5	1:2:644:C:C4	3.08	0.41
1:2:818:C:C2	1:2:819:G:C8	3.08	0.41
1:2:975:G:H2'	1:2:1000:G:N2	2.36	0.41
1:2:1015:G:O2'	1:2:1016:G:H5'	2.20	0.41
1:2:1203:G:N2	1:2:1204:C:C2	2.89	0.41
1:2:1271:U:O2'	1:2:1272:C:OP2	2.36	0.41
1:2:1401:U:H2'	1:2:1402:A:C8	2.55	0.41
1:2:1488:MA6:H3'	1:2:1488:MA6:H8	2.02	0.41

*Continued on next page...*

*Continued from previous page...*

Atom-1	Atom-2	Interatomic distance (Å)	Clash overlap (Å)
2:A:152:GLU:OE1	2:A:152:GLU:N	2.53	0.41
5:D:135:GLN:HG3	5:D:136:ILE:O	2.20	0.41
6:E:166:MET:CE	6:E:171:ARG:HG3	2.51	0.41
7:F:137:ARG:HA	7:F:138:PRO:HD3	1.79	0.41
10:I:69:ILE:HD13	10:I:69:ILE:HG21	1.86	0.41
15:N:107:GLY:O	15:N:125:LYS:HG2	2.20	0.41
17:P:23:ARG:NH1	17:P:42:CYS:HB3	2.35	0.41
21:T:79:LEU:HA	21:T:79:LEU:HD12	1.72	0.41
22:U:41:LYS:HA	22:U:41:LYS:HD3	1.84	0.41
22:U:144:ILE:HA	22:U:145:PRO:HD3	1.87	0.41
25:X:15:ILE:HD11	25:X:28:LYS:HB2	2.02	0.41
33:7:133:PHE:HA	33:7:136:LEU:HD12	2.03	0.41
33:7:260:ARG:HB2	33:7:269:TYR:CE2	2.56	0.41
1:2:65:G:C6	1:2:66:C:C4	3.09	0.41
1:2:130:U:O2	1:2:239:G:C2	2.74	0.41
1:2:149:A:H2'	1:2:149:A:N3	2.35	0.41
1:2:330:A:H2'	1:2:331:C:H6	1.85	0.41
1:2:436:U:O2	1:2:436:U:H2'	2.20	0.41
1:2:465:G:C5	1:2:466:G:C6	3.07	0.41
1:2:467:G:C8	1:2:468:C:C2	3.09	0.41
1:2:599:C:H4'	1:2:600:G:O5'	2.20	0.41
1:2:679:G:H2'	1:2:680:G:O4'	2.19	0.41
1:2:790:G:C5	1:2:849:G:C2	3.08	0.41
1:2:896:G:C6	1:2:1366:G:N1	2.88	0.41
1:2:1022:G:H8	1:2:1022:G:O5'	2.04	0.41
1:2:1116:A:C5	1:2:1117:G:C2	3.09	0.41
1:2:1201:A:C2	21:T:115:HIS:CD2	3.08	0.41
1:2:1239:4AC:H5''	1:2:1240:G:OP2	2.21	0.41
3:B:4:GLU:HB2	3:B:5:TYR:CD2	2.55	0.41
5:D:16:HIS:ND1	5:D:17:PRO:HD2	2.35	0.41
5:D:39:LYS:O	5:D:41:LEU:N	2.53	0.41
5:D:117:THR:OG1	5:D:118:MET:N	2.53	0.41
6:E:12:ARG:CZ	6:E:21:ILE:HD11	2.51	0.41
7:F:91:ASN:HD21	7:F:93:ASP:HB3	1.85	0.41
12:K:22:GLY:HA3	12:K:61:ASP:OD2	2.20	0.41
15:N:127:VAL:HG23	15:N:128:LYS:N	2.35	0.41
18:Q:78:ILE:H	18:Q:78:ILE:HG13	1.61	0.41
18:Q:142:LEU:HD23	18:Q:142:LEU:HA	1.73	0.41
19:R:64:GLU:HG2	19:R:65:LEU:H	1.86	0.41
27:Z:57:ARG:HB3	27:Z:60:ARG:HD2	2.02	0.41
31:4:43:A:O2'	31:4:44:A:H5'	2.20	0.41

*Continued on next page...*

*Continued from previous page...*

Atom-1	Atom-2	Interatomic distance (Å)	Clash overlap (Å)
33:7:17:HIS:CG	33:7:18:VAL:H	2.38	0.41
33:7:105:LEU:HD22	33:7:139:ILE:HD11	2.02	0.41
33:7:138:ILE:HD13	33:7:410:TRP:HB3	2.01	0.41
33:7:147:VAL:HG11	33:7:183:VAL:HG22	2.02	0.41
1:2:139:G:C6	1:2:140:A:N7	2.89	0.41
1:2:485:C:C2	1:2:486:A:C8	3.08	0.41
1:2:621:G:N3	1:2:720:A:C2	2.89	0.41
1:2:652:G:OP1	2:A:13:LYS:HE2	2.20	0.41
1:2:671:A:C4	1:2:672:U:C6	3.09	0.41
1:2:731:4AC:O7	1:2:731:4AC:H5	2.18	0.41
1:2:886:A:C2	28:0:6:ARG:NH2	2.88	0.41
1:2:1037:G:C6	1:2:1038:U:C4	3.08	0.41
1:2:1218:C:H5'	22:U:43:ARG:HB2	2.03	0.41
1:2:1262:A:C2	1:2:1263:A:C5	3.08	0.41
1:2:1337:A:C5	1:2:1339:C:C4	3.09	0.41
1:2:1346:C:N4	1:2:1347:G:O6	2.54	0.41
1:2:1380:U:O4'	1:2:1487:MA6:H4'	2.21	0.41
1:2:1395:G:N2	1:2:1449:G:C6	2.89	0.41
5:D:19:ILE:HD13	5:D:19:ILE:HA	1.85	0.41
14:M:34:THR:HG23	14:M:36:ALA:H	1.86	0.41
15:N:31:LYS:HB2	15:N:31:LYS:HE3	1.62	0.41
16:O:85:TYR:O	16:O:85:TYR:CG	2.73	0.41
18:Q:31:GLU:OE1	18:Q:31:GLU:N	2.54	0.41
27:Z:66:THR:O	27:Z:70:GLU:HG3	2.21	0.41
29:3:83:LYS:HD3	29:3:95:ALA:HB1	2.03	0.41
31:4:31:G:H2'	31:4:32:OMC:C6	2.55	0.41
31:4:47:U:HO2'	31:4:48:C:H5	1.68	0.41
31:4:55:PSU:O2'	31:4:57:A:N7	2.40	0.41
32:6:20:GLU:H	32:6:23:GLN:CD	2.19	0.41
33:7:62:CYS:SG	33:7:79:SER:HB2	2.60	0.41
33:7:205:PRO:HB2	33:7:207:ARG:HH11	1.86	0.41
33:7:276:ILE:CG2	33:7:297:ILE:HG23	2.49	0.41
34:8:106:CYS:SG	34:8:127:CYS:HB2	2.60	0.41
1:2:160:C:H2'	1:2:161:U:O4'	2.21	0.41
1:2:229:G:N3	1:2:229:G:H2'	2.34	0.41
1:2:367:G:N2	1:2:368:C:C2	2.89	0.41
1:2:417:C:H2'	1:2:418:G:C8	2.56	0.41
1:2:544:G:C2	1:2:545:C:C6	3.09	0.41
1:2:607:A:H1'	10:I:107:SER:OG	2.20	0.41
1:2:640:G:C2	1:2:701:C:C2	3.08	0.41
1:2:676:G:C4	1:2:677:G:C8	3.08	0.41

*Continued on next page...*

*Continued from previous page...*

Atom-1	Atom-2	Interatomic distance (Å)	Clash overlap (Å)
1:2:959:G:H2'	1:2:960:G:C8	2.55	0.41
1:2:1056:U:O2	1:2:1060:U:N3	2.54	0.41
1:2:1079:C:C2	1:2:1080:G:C8	3.09	0.41
1:2:1088:A:C6	1:2:1125:G:O6	2.73	0.41
1:2:1096:G:H4'	12:K:3:ILE:HD13	2.02	0.41
1:2:1125:G:H4'	1:2:1126:G:OP1	2.21	0.41
1:2:1131:A:C6	1:2:1154:A:C5	3.09	0.41
1:2:1166:C:N4	1:2:1167:G:C4	2.89	0.41
1:2:1181:C:C4	1:2:1182:C:N4	2.89	0.41
1:2:1200:C:H2'	16:O:131:THR:OG1	2.20	0.41
1:2:1304:U:C4	1:2:1305:G:C5	3.09	0.41
1:2:1316:C:H1'	12:K:131:GLN:HE21	1.84	0.41
1:2:1362:C:H2'	1:2:1363:C:C6	2.55	0.41
1:2:1401:U:H2'	1:2:1402:A:O4'	2.21	0.41
2:A:121:MET:O	2:A:187:ARG:NH2	2.46	0.41
5:D:129:HIS:CE1	5:D:158:SER:HG	2.28	0.41
6:E:53:LEU:HD23	6:E:53:LEU:HA	1.91	0.41
14:M:15:GLY:O	14:M:16:ILE:HD13	2.20	0.41
23:V:24:TYR:CE1	23:V:26:PRO:HG3	2.55	0.41
25:X:32:LEU:O	25:X:37:LYS:HG3	2.21	0.41
28:0:8:TRP:NE1	28:0:16:TRP:CD1	2.88	0.41
34:8:117:LYS:HG2	34:8:118:LYS:N	2.36	0.41
35:9:180:SER:O	35:9:243:LEU:HD21	2.21	0.41
1:2:48:G:H2'	1:2:49:G:C8	2.56	0.41
1:2:103:G:O2'	1:2:104:G:O5'	2.30	0.41
1:2:196:G:C5	19:R:26:HIS:HB3	2.56	0.41
1:2:229:G:C2	1:2:230:C:C5	3.09	0.41
1:2:236:G:C5	1:2:237:A:N7	2.89	0.41
1:2:259:A:H2	1:2:283:A:C6	2.38	0.41
1:2:274:G:C4	1:2:276:C:C5	3.09	0.41
1:2:415:G:C4	1:2:460:A:C6	3.08	0.41
1:2:505:G:H2'	1:2:506:C:C6	2.55	0.41
1:2:554:G:N3	1:2:555:G:C8	2.88	0.41
1:2:655:G:C4	1:2:656:G:C8	3.08	0.41
1:2:803:G:C4	1:2:804:G:C8	3.09	0.41
1:2:917:G:C2	1:2:918:A:C8	3.09	0.41
1:2:1169:U:H5''	1:2:1170:A:OP2	2.21	0.41
1:2:1312:G:C2	1:2:1313:A:C4	3.09	0.41
1:2:1332:U:H3'	1:2:1333:C:C6	2.55	0.41
3:B:96:PHE:HE2	3:B:100:THR:HG21	1.85	0.41
7:F:84:ARG:NH1	7:F:195:VAL:HG21	2.36	0.41

*Continued on next page...*

*Continued from previous page...*

Atom-1	Atom-2	Interatomic distance (Å)	Clash overlap (Å)
7:F:148:LYS:HE2	7:F:148:LYS:HB3	1.73	0.41
7:F:162:GLY:N	7:F:182:ASP:OD2	2.29	0.41
11:J:25:LYS:HG2	11:J:25:LYS:O	2.21	0.41
12:K:12:THR:H	12:K:113:ARG:NH2	2.12	0.41
16:O:80:ASN:HB2	16:O:92:HIS:CD2	2.56	0.41
21:T:84:HIS:CD2	21:T:84:HIS:C	2.94	0.41
22:U:20:LEU:HA	22:U:20:LEU:HD23	1.82	0.41
31:4:52:G:N3	31:4:53:G:C8	2.89	0.41
33:7:16:GLY:H	33:7:132:HIS:CD2	2.38	0.41
33:7:183:VAL:HB	33:7:191:ILE:HD13	2.01	0.41
33:7:253:ILE:O	33:7:273:PHE:HA	2.20	0.41
1:2:18:G:C6	1:2:31:G:C6	3.09	0.41
1:2:73:A:HO2'	1:2:74:G:P	2.43	0.41
1:2:154:G:C4	1:2:162:G:C6	3.09	0.41
1:2:195:A:N7	1:2:197:G:C6	2.89	0.41
1:2:198:U:N3	1:2:199:C:C5	2.88	0.41
1:2:289:A:C2	19:R:67:ARG:HG3	2.56	0.41
1:2:294:G:C6	1:2:295:G:N7	2.88	0.41
1:2:322:A:C2	1:2:323:G:C5	3.09	0.41
1:2:351:C:N3	1:2:357:G:N1	2.68	0.41
1:2:572:G:C2	1:2:600:G:C6	3.09	0.41
1:2:580:A:C6	1:2:581:C:C4	3.09	0.41
1:2:612:G:C5	1:2:613:C:C5	3.09	0.41
1:2:754:A:N3	1:2:754:A:H2'	2.36	0.41
1:2:778:U:O4	1:2:779:G:N2	2.54	0.41
1:2:790:G:H21	10:I:2:THR:N	2.18	0.41
1:2:819:G:C4	1:2:820:C:C5	3.09	0.41
1:2:897:G:N2	30:5:818:A:C4	2.89	0.41
1:2:950:A:C6	1:2:1293:A:C5	3.09	0.41
1:2:1118:G:H2'	1:2:1119:C:O4'	2.21	0.41
1:2:1139:C:C4	1:2:1140:G:C5	3.08	0.41
1:2:1149:G:C4	1:2:1150:A:C8	3.09	0.41
1:2:1242:A:C4	1:2:1243:A:C8	3.09	0.41
1:2:1267:G:H2'	1:2:1268:C:H6	1.85	0.41
1:2:1324:C:O2	9:H:95:SER:OG	2.38	0.41
1:2:1402:A:N1	1:2:1441:U:C4	2.89	0.41
1:2:1437:A:C6	1:2:1438:G:C5	3.09	0.41
1:2:1441:U:H2'	1:2:1442:A:C8	2.56	0.41
2:A:60:PHE:N	2:A:60:PHE:CD1	2.88	0.41
3:B:21:THR:HG22	3:B:22:GLN:H	1.86	0.41
3:B:127:MET:O	3:B:131:ILE:HG13	2.21	0.41

*Continued on next page...*

*Continued from previous page...*

Atom-1	Atom-2	Interatomic distance (Å)	Clash overlap (Å)
5:D:108:ILE:HD13	5:D:108:ILE:HA	1.84	0.41
5:D:135:GLN:HE22	23:V:62:SER:HB2	1.85	0.41
5:D:142:TYR:HE2	5:D:144:VAL:HA	1.85	0.41
6:E:45:LEU:HD12	6:E:45:LEU:HA	1.72	0.41
6:E:203:LYS:HG2	6:E:204:LYS:N	2.36	0.41
8:G:10:ASP:OD2	8:G:13:THR:HG22	2.21	0.41
8:G:12:LYS:HD3	8:G:12:LYS:HA	1.75	0.41
9:H:114:ARG:HH12	9:H:186:GLU:CD	2.24	0.41
10:I:103:ILE:HG21	10:I:126:ILE:HD11	2.03	0.41
12:K:10:ARG:HG2	12:K:11:LYS:HG2	2.03	0.41
12:K:105:THR:HG22	12:K:105:THR:O	2.20	0.41
15:N:53:ILE:O	15:N:75:VAL:HA	2.21	0.41
19:R:10:GLN:OE1	19:R:11:PRO:HD2	2.21	0.41
25:X:60:THR:O	25:X:60:THR:HG22	2.21	0.41
29:3:75:ILE:HG23	29:3:75:ILE:O	2.21	0.41
30:5:819:A:N6	31:4:37:A:C2	2.88	0.41
30:5:823:C:H4'	32:6:57:ARG:CG	2.47	0.41
33:7:15:VAL:HG21	33:7:136:LEU:HD21	2.01	0.41
33:7:52:ALA:O	33:7:90:SER:HA	2.21	0.41
33:7:170:THR:HB	33:7:175:ALA:O	2.21	0.41
33:7:269:TYR:CE1	33:7:384:ARG:HB2	2.55	0.41
1:2:116:A:C4	1:2:118:A:C8	3.09	0.41
1:2:132:C:HO2'	1:2:133:C:P	2.39	0.41
1:2:141:G:C6	1:2:142:G:N7	2.89	0.41
1:2:158:A:C6	1:2:159:A:C6	3.09	0.41
1:2:172:C:H2'	1:2:173:C:H6	1.86	0.41
1:2:293:C:H2'	1:2:294:G:H8	1.86	0.41
1:2:320:G:N1	1:2:321:G:C5	2.89	0.41
1:2:428:C:C2	1:2:429:A:C8	3.09	0.41
1:2:525:U:N3	1:2:527:U:C4	2.89	0.41
1:2:566:C:H2'	1:2:567:C:C6	2.56	0.41
1:2:686:C:H3'	1:2:687:C:C5	2.56	0.41
1:2:778:U:H5	1:2:779:G:C6	2.39	0.41
1:2:1053:A:C6	1:2:1063:G:N1	2.89	0.41
1:2:1117:G:C5	1:2:1118:G:C6	3.09	0.41
1:2:1166:C:C4	1:2:1167:G:C4	3.09	0.41
1:2:1300:C:H2'	1:2:1301:G:C8	2.56	0.41
1:2:1360:C:O2'	1:2:1361:U:H5'	2.20	0.41
1:2:1484:G:N3	1:2:1485:G:C8	2.89	0.41
9:H:9:PHE:HD1	12:K:34:GLU:O	2.04	0.41
10:I:76:LYS:HD2	10:I:76:LYS:HA	1.74	0.41

*Continued on next page...*

*Continued from previous page...*

Atom-1	Atom-2	Interatomic distance (Å)	Clash overlap (Å)
10:I:81:VAL:HG12	10:I:89:TRP:HE1	1.86	0.41
16:O:46:ASP:CG	16:O:48:PHE:H	2.25	0.41
20:S:55:THR:O	20:S:59:ARG:HG2	2.21	0.41
22:U:57:SER:O	22:U:61:ARG:HG2	2.21	0.41
29:3:4:PRO:C	29:3:6:TYR:H	2.24	0.41
31:4:71:C:O3'	33:7:42:LYS:HE3	2.21	0.41
33:7:61:SER:OG	33:7:79:SER:OG	2.37	0.41
33:7:357:LEU:CD2	33:7:399:ARG:HA	2.50	0.41
1:2:114:U:O2	1:2:114:U:H2'	2.20	0.40
1:2:162:G:C2	1:2:163:G:C5	3.09	0.40
1:2:185:G:N1	1:2:202:C:N3	2.69	0.40
1:2:229:G:C2	1:2:230:C:C6	3.09	0.40
1:2:255:A:C6	1:2:288:A:C2	3.09	0.40
1:2:311:C:N4	1:2:312:G:O6	2.54	0.40
1:2:367:G:N1	1:2:368:C:C4	2.90	0.40
1:2:575:A:N7	1:2:576:U:C5	2.89	0.40
1:2:576:U:N3	1:2:577:C:C5	2.89	0.40
1:2:642:U:C2	1:2:643:A:C8	3.10	0.40
1:2:686:C:C5	1:2:687:C:N4	2.89	0.40
1:2:782:A:C6	1:2:1498:C:H5	2.39	0.40
1:2:925:G:H21	21:T:122:ALA:CB	2.28	0.40
1:2:987:G:OP2	21:T:64:ARG:NH2	2.21	0.40
1:2:1166:C:N4	1:2:1167:G:C2	2.89	0.40
1:2:1358:U:C4	1:2:1359:G:N7	2.87	0.40
1:2:1375:G:C2	1:2:1376:OMC:O2	2.74	0.40
2:A:22:ILE:HB	2:A:33:VAL:O	2.21	0.40
11:J:100:ILE:HG12	11:J:125:LEU:HD13	2.03	0.40
18:Q:41:ARG:O	18:Q:43:GLU:N	2.54	0.40
33:7:255:VAL:HG23	33:7:316:ILE:HG12	2.03	0.40
33:7:357:LEU:HD23	33:7:357:LEU:HA	1.73	0.40
34:8:32:ASN:O	34:8:46:ASN:ND2	2.54	0.40
1:2:108:G:H21	1:2:363:G:H5'	1.86	0.40
1:2:124:G:N1	1:2:243:C:N3	2.69	0.40
1:2:200:C:O2'	1:2:201:C:H5'	2.21	0.40
1:2:220:U:C4	1:2:221:A:C4	3.08	0.40
1:2:326:G:C4	1:2:327:G:C8	3.08	0.40
1:2:410:C:O2'	1:2:587:A:N3	2.53	0.40
1:2:476:G:C2	1:2:478:C:C4	3.10	0.40
1:2:539:A:C5	1:2:540:A:C6	3.09	0.40
1:2:666:C:N3	1:2:667:U:C4	2.89	0.40
1:2:852:G:H2'	1:2:853:C:H6	1.86	0.40

*Continued on next page...*

*Continued from previous page...*

Atom-1	Atom-2	Interatomic distance (Å)	Clash overlap (Å)
1:2:946:G:N3	1:2:946:G:H2'	2.36	0.40
1:2:1003:G:H8	1:2:1003:G:OP2	2.04	0.40
1:2:1122:U:O2'	12:K:14:ILE:HD13	2.21	0.40
1:2:1133:U:H3'	20:S:5:ARG:HH22	1.85	0.40
1:2:1137:G:N2	1:2:1148:G:H1'	2.36	0.40
2:A:17:LYS:HD3	2:A:17:LYS:HA	1.90	0.40
2:A:148:LYS:HD3	2:A:148:LYS:C	2.42	0.40
3:B:164:LEU:HD23	3:B:164:LEU:HA	1.93	0.40
5:D:52:ARG:NH2	5:D:93:LEU:HD22	2.36	0.40
5:D:56:ARG:HB3	7:F:132:GLU:HG2	2.03	0.40
6:E:83:PHE:HA	6:E:84:PRO:HD3	1.88	0.40
6:E:123:LYS:O	6:E:165:LEU:HD13	2.21	0.40
6:E:217:ASP:OD1	6:E:221:GLU:HB2	2.20	0.40
7:F:13:LEU:O	7:F:13:LEU:HD23	2.22	0.40
7:F:131:TRP:CZ2	10:I:96:ALA:O	2.74	0.40
8:G:29:LEU:O	8:G:32:LYS:HG2	2.22	0.40
8:G:122:LYS:HE3	8:G:122:LYS:HB2	1.68	0.40
9:H:210:ILE:HA	9:H:213:SER:OG	2.21	0.40
10:I:65:LEU:C	10:I:66:LEU:HD12	2.42	0.40
12:K:108:VAL:O	12:K:108:VAL:HG12	2.21	0.40
15:N:130:ASN:O	15:N:131:ARG:HB2	2.20	0.40
16:O:99:ASP:O	16:O:102:ILE:HG12	2.21	0.40
21:T:60:ASN:OD1	21:T:60:ASN:N	2.37	0.40
21:T:121:GLY:O	21:T:123:THR:N	2.53	0.40
33:7:313:GLY:HA2	33:7:363:SER:HB3	2.03	0.40
33:7:392:ASN:HB3	33:7:412:LEU:HB3	2.02	0.40
1:2:35:G:C6	1:2:36:C:C5	3.09	0.40
1:2:154:G:C6	1:2:155:G:C5	3.09	0.40
1:2:187:G:H2'	1:2:188:U:C6	2.56	0.40
1:2:200:C:H2'	1:2:201:C:H6	1.87	0.40
1:2:202:C:C2	1:2:203:A:C8	3.09	0.40
1:2:233:G:C2	1:2:234:A:C5	3.09	0.40
1:2:269:G:N7	11:J:113:ARG:NH2	2.69	0.40
1:2:331:C:C2	1:2:332:U:C6	3.09	0.40
1:2:547:G:O2'	1:2:548:U:H5'	2.21	0.40
1:2:733:A:C5	1:2:781:A:C6	3.10	0.40
1:2:773:C:C2	1:2:774:U:C5	3.09	0.40
1:2:896:G:C2	1:2:898:G:C8	3.09	0.40
1:2:950:A:C2	1:2:1293:A:N3	2.90	0.40
1:2:992:U:C2	1:2:993:C:C5	3.09	0.40
1:2:1062:U:H2'	1:2:1063:G:O4'	2.21	0.40

*Continued on next page...*



*Continued from previous page...*

Atom-1	Atom-2	Interatomic distance (Å)	Clash overlap (Å)
1:2:1214:U:O2	9:H:93:LEU:N	2.54	0.40
1:2:1241:A:N3	1:2:1242:A:C8	2.89	0.40
1:2:1268:C:C2	1:2:1269:C:C5	3.09	0.40
1:2:1273:A:H5''	1:2:1274:G:OP2	2.21	0.40
1:2:1294:C:N3	1:2:1295:U:C5	2.89	0.40
1:2:1298:C:H2'	1:2:1299:C:H6	1.85	0.40
10:I:81:VAL:HG23	10:I:81:VAL:O	2.22	0.40
11:J:42:LYS:H	11:J:59:ALA:HB3	1.86	0.40
11:J:75:VAL:HB	11:J:104:GLU:OE2	2.21	0.40
13:L:45:ILE:HD11	13:L:66:LEU:HD23	2.04	0.40
21:T:111:LYS:HG2	21:T:112:ARG:O	2.20	0.40
22:U:140:LEU:HD12	22:U:140:LEU:HA	1.91	0.40
27:Z:127:GLY:HA3	27:Z:150:TYR:O	2.21	0.40
27:Z:172:LYS:HD2	27:Z:172:LYS:HA	1.81	0.40
28:0:20:LYS:HE3	28:0:20:LYS:HB2	1.57	0.40
33:7:259:LEU:HD21	35:9:188:ASN:HD21	1.85	0.40
1:2:121:U:H2'	1:2:122:C:O4'	2.21	0.40
1:2:628:G:C2	1:2:629:G:C4	3.09	0.40
1:2:638:G:C6	1:2:639:G:N7	2.89	0.40
1:2:689:G:N7	1:2:691:G:H1'	2.36	0.40
1:2:709:G:C2	1:2:710:A:C4	3.10	0.40
1:2:955:A:C8	1:2:1175:A:C6	3.07	0.40
1:2:989:A:C5	1:2:991:G:C5	3.10	0.40
1:2:1104:C:N3	1:2:1110:G:C6	2.89	0.40
1:2:1152:G:H21	1:2:1154:A:H5''	1.85	0.40
1:2:1249:A:N3	1:2:1249:A:H2'	2.36	0.40
1:2:1261:A:H2'	1:2:1262:A:H8	1.86	0.40
1:2:1300:C:P	22:U:39:ARG:HH22	2.39	0.40
1:2:1359:G:C5	1:2:1360:C:C5	3.08	0.40
2:A:118:LEU:HD21	2:A:191:VAL:HG12	2.03	0.40
3:B:72:VAL:HG23	3:B:94:GLY:O	2.21	0.40
5:D:68:ILE:O	5:D:72:GLN:N	2.48	0.40
6:E:86:GLY:O	6:E:89:ASP:HB2	2.22	0.40
9:H:154:PRO:O	9:H:157:ARG:HB2	2.21	0.40
10:I:30:ALA:HB3	10:I:58:ALA:O	2.21	0.40
11:J:81:ILE:HD12	11:J:82:GLU:OE2	2.21	0.40
15:N:77:LEU:HA	15:N:77:LEU:HD23	1.77	0.40
17:P:16:LYS:HE3	17:P:16:LYS:HB3	1.96	0.40
22:U:3:THR:HG22	22:U:130:ASP:OD2	2.22	0.40
31:4:50:U:H2'	31:4:51:C:C5	2.56	0.40
33:7:49:LEU:HB3	33:7:218:ILE:HD11	2.03	0.40

*Continued on next page...*

*Continued from previous page...*

Atom-1	Atom-2	Interatomic distance (Å)	Clash overlap (Å)
33:7:134:VAL:CG1	33:7:340:VAL:HG21	2.48	0.40
33:7:152:ASP:OD2	33:7:189:ILE:HD11	2.21	0.40
39:7:502:GNP:O1A	39:7:502:GNP:H2'	2.21	0.40
1:2:56:C:O2'	1:2:57:U:OP1	2.38	0.40
1:2:346:A:C4	1:2:347:G:C8	3.09	0.40
1:2:398:A:H3'	1:2:399:C:C6	2.56	0.40
1:2:520:G:C2	1:2:521:C:C5	3.10	0.40
1:2:618:C:H2'	1:2:619:U:C6	2.56	0.40
1:2:738:C:C4	1:2:739:A:N7	2.90	0.40
1:2:925:G:C5	1:2:926:G:C8	3.10	0.40
1:2:980:C:O5'	1:2:980:C:H6	2.04	0.40
1:2:1062:U:N3	1:2:1063:G:C5	2.89	0.40
1:2:1070:A:N1	1:2:1071:G:C5	2.90	0.40
1:2:1097:U:H2'	1:2:1097:U:O2	2.21	0.40
1:2:1107:U:C2	1:2:1109:G:C6	3.09	0.40
1:2:1128:G:C2	1:2:1129:G:C5	3.10	0.40
1:2:1150:A:C4	1:2:1151:G:C8	3.09	0.40
1:2:1211:C:H4'	1:2:1308:G:N2	2.36	0.40
1:2:1215:G:C2	1:2:1216:G:C5	3.09	0.40
1:2:1278:G:C6	1:2:1279:G:C6	3.09	0.40
1:2:1390:C:O5'	1:2:1390:C:H6	2.04	0.40
1:2:1411:C:C2	1:2:1433:G:C2	3.09	0.40
1:2:1480:G:C2	1:2:1481:U:C4	3.10	0.40
2:A:141:ILE:HA	2:A:144:GLU:OE1	2.22	0.40
6:E:167:LYS:HE3	6:E:170:GLU:CB	2.51	0.40
8:G:25:GLU:OE1	8:G:45:ILE:HG22	2.21	0.40
12:K:26:VAL:O	12:K:33:VAL:HG23	2.21	0.40
13:L:45:ILE:HG13	13:L:45:ILE:O	2.21	0.40
14:M:22:SER:OG	14:M:24:ASN:N	2.51	0.40
15:N:7:PRO:CG	15:N:16:LEU:HD13	2.52	0.40
16:O:83:LYS:HB3	21:T:9:ARG:NH1	2.37	0.40
21:T:55:LYS:NZ	21:T:79:LEU:HB2	2.36	0.40
31:4:15:G:H1	31:4:21:A:H2	1.63	0.40
31:4:46:A:H8	31:4:46:A:OP2	2.04	0.40
31:4:63:G:C2	31:4:64:G:N7	2.89	0.40
33:7:37:HIS:CD2	33:7:48:LYS:HB2	2.57	0.40
33:7:88:ARG:HG3	33:7:88:ARG:HH21	1.87	0.40
33:7:330:ARG:HG3	33:7:330:ARG:O	2.21	0.40

There are no symmetry-related clashes.

## 5.3 Torsion angles

### 5.3.1 Protein backbone

In the following table, the Percentiles column shows the percent Ramachandran outliers of the chain as a percentile score with respect to all PDB entries followed by that with respect to all EM entries.

The Analysed column shows the number of residues for which the backbone conformation was analysed, and the total number of residues.

Mol	Chain	Analysed	Favoured	Allowed	Outliers	Percentiles	
2	A	186/199 (94%)	157 (84%)	29 (16%)	0	100	100
3	B	194/202 (96%)	162 (84%)	32 (16%)	0	100	100
4	C	59/63 (94%)	43 (73%)	16 (27%)	0	100	100
5	D	173/180 (96%)	140 (81%)	32 (18%)	1 (1%)	25	64
6	E	240/243 (99%)	179 (75%)	60 (25%)	1 (0%)	34	72
7	F	227/236 (96%)	172 (76%)	55 (24%)	0	100	100
8	G	122/125 (98%)	97 (80%)	25 (20%)	0	100	100
9	H	211/215 (98%)	171 (81%)	40 (19%)	0	100	100
10	I	127/130 (98%)	96 (76%)	31 (24%)	0	100	100
11	J	124/127 (98%)	91 (73%)	33 (27%)	0	100	100
12	K	132/135 (98%)	107 (81%)	25 (19%)	0	100	100
13	L	99/102 (97%)	86 (87%)	13 (13%)	0	100	100
14	M	126/137 (92%)	105 (83%)	21 (17%)	0	100	100
15	N	144/147 (98%)	104 (72%)	39 (27%)	1 (1%)	22	62
16	O	136/148 (92%)	107 (79%)	28 (21%)	1 (1%)	22	62
17	P	53/56 (95%)	40 (76%)	13 (24%)	0	100	100
18	Q	150/158 (95%)	127 (85%)	23 (15%)	0	100	100
19	R	107/113 (95%)	80 (75%)	27 (25%)	0	100	100
20	S	64/67 (96%)	54 (84%)	10 (16%)	0	100	100
21	T	123/132 (93%)	94 (76%)	29 (24%)	0	100	100
22	U	147/150 (98%)	125 (85%)	22 (15%)	0	100	100
23	V	92/99 (93%)	69 (75%)	23 (25%)	0	100	100
24	W	61/65 (94%)	45 (74%)	16 (26%)	0	100	100
25	X	65/71 (92%)	48 (74%)	17 (26%)	0	100	100
26	Y	48/51 (94%)	28 (58%)	20 (42%)	0	100	100

Continued on next page...

Continued from previous page...

Mol	Chain	Analysed	Favoured	Allowed	Outliers	Percentiles	
27	Z	195/210 (93%)	152 (78%)	43 (22%)	0	100	100
28	0	34/36 (94%)	22 (65%)	12 (35%)	0	100	100
29	3	121/123 (98%)	96 (79%)	25 (21%)	0	100	100
32	6	93/113 (82%)	78 (84%)	15 (16%)	0	100	100
33	7	412/414 (100%)	363 (88%)	46 (11%)	3 (1%)	22	62
34	8	125/129 (97%)	113 (90%)	12 (10%)	0	100	100
35	9	247/254 (97%)	234 (95%)	13 (5%)	0	100	100
All	All	4437/4630 (96%)	3585 (81%)	845 (19%)	7 (0%)	50	80

All (7) Ramachandran outliers are listed below:

Mol	Chain	Res	Type
16	O	88	GLY
33	7	66	GLU
5	D	103	ARG
33	7	265	GLY
15	N	6	ALA
6	E	36	PRO
33	7	127	PRO

### 5.3.2 Protein sidechains [i](#)

In the following table, the Percentiles column shows the percent sidechain outliers of the chain as a percentile score with respect to all PDB entries followed by that with respect to all EM entries.

The Analysed column shows the number of residues for which the sidechain conformation was analysed, and the total number of residues.

Mol	Chain	Analysed	Rotameric	Outliers	Percentiles	
2	A	161/167 (96%)	159 (99%)	2 (1%)	71	83
3	B	168/173 (97%)	167 (99%)	1 (1%)	86	92
4	C	54/55 (98%)	53 (98%)	1 (2%)	57	74
5	D	158/160 (99%)	154 (98%)	4 (2%)	47	68
6	E	213/214 (100%)	212 (100%)	1 (0%)	88	93
7	F	192/198 (97%)	187 (97%)	5 (3%)	46	67
8	G	107/108 (99%)	106 (99%)	1 (1%)	78	87

Continued on next page...

*Continued from previous page...*

Mol	Chain	Analysed	Rotameric	Outliers	Percentiles	
9	H	183/184 (100%)	180 (98%)	3 (2%)	62	79
10	I	106/107 (99%)	105 (99%)	1 (1%)	78	87
11	J	102/103 (99%)	101 (99%)	1 (1%)	76	86
12	K	110/111 (99%)	109 (99%)	1 (1%)	78	87
13	L	90/91 (99%)	89 (99%)	1 (1%)	73	84
14	M	95/104 (91%)	95 (100%)	0	100	100
15	N	120/121 (99%)	118 (98%)	2 (2%)	60	78
16	O	115/123 (94%)	115 (100%)	0	100	100
17	P	45/46 (98%)	44 (98%)	1 (2%)	52	70
18	Q	137/143 (96%)	135 (98%)	2 (2%)	65	80
19	R	98/102 (96%)	97 (99%)	1 (1%)	76	86
20	S	60/61 (98%)	60 (100%)	0	100	100
21	T	109/114 (96%)	109 (100%)	0	100	100
22	U	126/127 (99%)	124 (98%)	2 (2%)	62	79
23	V	86/90 (96%)	86 (100%)	0	100	100
24	W	54/56 (96%)	54 (100%)	0	100	100
25	X	57/60 (95%)	56 (98%)	1 (2%)	59	76
26	Y	41/42 (98%)	38 (93%)	3 (7%)	14	41
27	Z	156/168 (93%)	154 (99%)	2 (1%)	69	82
28	0	34/34 (100%)	32 (94%)	2 (6%)	19	47
29	3	99/99 (100%)	97 (98%)	2 (2%)	55	73
32	6	83/99 (84%)	83 (100%)	0	100	100
33	7	356/356 (100%)	352 (99%)	4 (1%)	73	84
34	8	117/118 (99%)	113 (97%)	4 (3%)	37	61
35	9	226/228 (99%)	225 (100%)	1 (0%)	91	94
All	All	3858/3962 (97%)	3809 (99%)	49 (1%)	70	82

All (49) residues with a non-rotameric sidechain are listed below:

Mol	Chain	Res	Type
2	A	23	TYR
2	A	116	TYR
3	B	12	TYR

*Continued on next page...*

*Continued from previous page...*

<b>Mol</b>	<b>Chain</b>	<b>Res</b>	<b>Type</b>
4	C	15	THR
5	D	3	ASP
5	D	64	LYS
5	D	116	ARG
5	D	168	ARG
6	E	144	ASP
7	F	8	TYR
7	F	21	LYS
7	F	37	ILE
7	F	82	ARG
7	F	136	ARG
8	G	97	LYS
9	H	90	HIS
9	H	145	ARG
9	H	147	HIS
10	I	61	TYR
11	J	73	ARG
12	K	16	ARG
13	L	74	ASP
15	N	87	PHE
15	N	131	ARG
17	P	14	PHE
18	Q	124	LEU
18	Q	135	TYR
19	R	69	ARG
22	U	71	GLU
22	U	85	HIS
25	X	71	ARG
26	Y	15	VAL
26	Y	37	ARG
26	Y	49	LYS
27	Z	166	TYR
27	Z	178	VAL
28	0	2	LYS
28	0	13	ARG
29	3	9	PHE
29	3	122	MET
33	7	3	TRP
33	7	124	PHE
33	7	383	ARG
33	7	394	ARG
34	8	5	LYS

*Continued on next page...*

*Continued from previous page...*

Mol	Chain	Res	Type
34	8	19	PRO
34	8	98	ARG
34	8	118	LYS
35	9	241	GLU

Sometimes sidechains can be flipped to improve hydrogen bonding and reduce clashes. All (53) such sidechains are listed below:

Mol	Chain	Res	Type
2	A	64	HIS
2	A	70	GLN
2	A	134	GLN
2	A	164	ASN
3	B	18	HIS
3	B	178	ASN
4	C	4	ASN
5	D	50	ASN
5	D	123	GLN
5	D	162	ASN
6	E	9	HIS
7	F	181	GLN
7	F	196	ASN
7	F	203	ASN
8	G	120	ASN
9	H	13	HIS
9	H	46	HIS
9	H	51	HIS
9	H	94	ASN
9	H	147	HIS
9	H	164	ASN
9	H	193	ASN
10	I	9	ASN
11	J	64	ASN
12	K	117	HIS
12	K	131	GLN
14	M	18	HIS
15	N	8	ASN
15	N	66	ASN
16	O	6	HIS
16	O	18	ASN
18	Q	112	HIS
19	R	26	HIS
19	R	71	HIS

*Continued on next page...*

*Continued from previous page...*

Mol	Chain	Res	Type
20	S	22	ASN
21	T	66	HIS
21	T	84	HIS
21	T	115	HIS
22	U	40	HIS
24	W	27	GLN
25	X	26	GLN
27	Z	77	ASN
27	Z	95	GLN
27	Z	123	ASN
27	Z	156	ASN
29	3	37	ASN
33	7	97	HIS
33	7	143	ASN
33	7	162	GLN
33	7	224	ASN
33	7	400	GLN
34	8	84	GLN
35	9	53	ASN

### 5.3.3 RNA [i](#)

Mol	Chain	Analysed	Backbone Outliers	Pucker Outliers
1	2	1458/1497 (97%)	501 (34%)	19 (1%)
30	5	19/20 (95%)	9 (47%)	0
31	4	75/76 (98%)	32 (42%)	1 (1%)
All	All	1552/1593 (97%)	542 (34%)	20 (1%)

All (542) RNA backbone outliers are listed below:

Mol	Chain	Res	Type
1	2	14	U
1	2	15	U
1	2	16	C
1	2	23	A
1	2	30	C
1	2	31	G
1	2	33	A
1	2	44	A
1	2	45	U
1	2	49	G

*Continued on next page...*



*Continued from previous page...*

<b>Mol</b>	<b>Chain</b>	<b>Res</b>	<b>Type</b>
1	2	52	C
1	2	55	A
1	2	56	C
1	2	57	U
1	2	58	A
1	2	59	A
1	2	60	G
1	2	62	C
1	2	72	A
1	2	73	A
1	2	74	G
1	2	82	C
1	2	86	U
1	2	87	C
1	2	88	U
1	2	91	G
1	2	92	A
1	2	95	C
1	2	99	C
1	2	110	U
1	2	111	C
1	2	117	C
1	2	118	A
1	2	119	C
1	2	126	A
1	2	127	A
1	2	128	C
1	2	132	C
1	2	133	C
1	2	143	G
1	2	146	A
1	2	149	A
1	2	150	C
1	2	153	C
1	2	154	G
1	2	156	G
1	2	157	A
1	2	164	G
1	2	168	A
1	2	169	A
1	2	178	A
1	2	179	G

*Continued on next page...*

*Continued from previous page...*

<b>Mol</b>	<b>Chain</b>	<b>Res</b>	<b>Type</b>
1	2	187	G
1	2	188	U
1	2	189	A
1	2	196	G
1	2	201	C
1	2	203	A
1	2	204	G
1	2	209	A
1	2	210	A
1	2	211	A
1	2	212	G
1	2	214	G
1	2	217	C
1	2	222	A
1	2	224	G
1	2	225	C
1	2	226	U
1	2	227	C
1	2	249	C
1	2	251	G
1	2	253	U
1	2	255	A
1	2	256	G
1	2	258	U
1	2	260	G
1	2	268	G
1	2	269	G
1	2	274	G
1	2	275	G
1	2	276	C
1	2	277	C
1	2	283	A
1	2	287	G
1	2	288	A
1	2	292	U
1	2	298	C
1	2	299	G
1	2	301	G
1	2	305	U
1	2	307	A
1	2	308	G
1	2	315	A

*Continued on next page...*

*Continued from previous page...*

<b>Mol</b>	<b>Chain</b>	<b>Res</b>	<b>Type</b>
1	2	322	A
1	2	323	G
1	2	324	A
1	2	333	G
1	2	334	A
1	2	336	A
1	2	337	C
1	2	338	A
1	2	339	C
1	2	341	G
1	2	344	C
1	2	354	C
1	2	358	G
1	2	361	C
1	2	362	A
1	2	363	G
1	2	367	G
1	2	371	G
1	2	374	A
1	2	375	C
1	2	376	C
1	2	381	C
1	2	382	A
1	2	390	A
1	2	391	A
1	2	393	C
1	2	395	G
1	2	397	G
1	2	402	G
1	2	406	A
1	2	407	C
1	2	408	C
1	2	409	C
1	2	415	G
1	2	421	C
1	2	422	C
1	2	423	U
1	2	424	C
1	2	425	U
1	2	426	G
1	2	430	C
1	2	431	G

*Continued on next page...*

*Continued from previous page...*

<b>Mol</b>	<b>Chain</b>	<b>Res</b>	<b>Type</b>
1	2	435	U
1	2	436	U
1	2	437	U
1	2	440	G
1	2	443	G
1	2	446	U
1	2	447	A
1	2	448	A
1	2	452	G
1	2	456	C
1	2	459	G
1	2	460	A
1	2	462	U
1	2	463	A
1	2	464	A
1	2	465	G
1	2	466	G
1	2	470	G
1	2	472	G
1	2	473	C
1	2	475	A
1	2	477	G
1	2	478	C
1	2	480	G
1	2	482	U
1	2	483	G
1	2	484	G
1	2	485	C
1	2	491	C
1	2	493	G
1	2	495	G
1	2	496	G
1	2	497	U
1	2	498	A
1	2	499	A
1	2	502	C
1	2	504	G
1	2	507	G
1	2	509	C
1	2	513	A
1	2	515	U
1	2	516	G

*Continued on next page...*

*Continued from previous page...*

<b>Mol</b>	<b>Chain</b>	<b>Res</b>	<b>Type</b>
1	2	518	U
1	2	519	G
1	2	520	G
1	2	521	C
1	2	524	C
1	2	525	U
1	2	526	A
1	2	527	U
1	2	529	A
1	2	530	U
1	2	531	U
1	2	532	G
1	2	533	G
1	2	536	C
1	2	537	U
1	2	538	A
1	2	539	A
1	2	541	G
1	2	542	C
1	2	547	G
1	2	552	C
1	2	554	G
1	2	561	A
1	2	571	C
1	2	575	A
1	2	580	A
1	2	585	U
1	2	586	C
1	2	587	A
1	2	588	A
1	2	589	C
1	2	595	G
1	2	596	G
1	2	598	U
1	2	600	G
1	2	620	U
1	2	621	G
1	2	622	G
1	2	624	A
1	2	630	A
1	2	632	A
1	2	633	G

*Continued on next page...*

*Continued from previous page...*

<b>Mol</b>	<b>Chain</b>	<b>Res</b>	<b>Type</b>
1	2	642	U
1	2	646	C
1	2	649	G
1	2	654	A
1	2	655	G
1	2	661	A
1	2	668	A
1	2	670	A
1	2	677	G
1	2	679	G
1	2	681	G
1	2	683	C
1	2	686	C
1	2	687	C
1	2	688	A
1	2	690	U
1	2	691	G
1	2	694	G
1	2	698	G
1	2	701	C
1	2	715	G
1	2	716	U
1	2	722	G
1	2	727	G
1	2	733	A
1	2	739	A
1	2	740	G
1	2	743	G
1	2	744	A
1	2	748	A
1	2	749	A
1	2	759	A
1	2	760	U
1	2	761	A
1	2	767	G
1	2	770	G
1	2	775	G
1	2	776	G
1	2	777	C
1	2	778	U
1	2	782	A
1	2	784	G

*Continued on next page...*

*Continued from previous page...*

<b>Mol</b>	<b>Chain</b>	<b>Res</b>	<b>Type</b>
1	2	785	G
1	2	786	A
1	2	787	U
1	2	788	G
1	2	789	C
1	2	795	A
1	2	796	G
1	2	809	C
1	2	812	C
1	2	813	G
1	2	819	G
1	2	823	G
1	2	824	G
1	2	829	G
1	2	835	A
1	2	836	A
1	2	837	G
1	2	838	C
1	2	841	U
1	2	843	A
1	2	844	A
1	2	853	C
1	2	856	G
1	2	870	C
1	2	873	G
1	2	875	C
1	2	885	A
1	2	886	A
1	2	892	U
1	2	897	G
1	2	905	C
1	2	906	U
1	2	914	G
1	2	915	U
1	2	926	G
1	2	928	U
1	2	932	U
1	2	936	A
1	2	939	5MC
1	2	940	A
1	2	941	A
1	2	943	G

*Continued on next page...*

*Continued from previous page...*

<b>Mol</b>	<b>Chain</b>	<b>Res</b>	<b>Type</b>
1	2	946	G
1	2	947	G
1	2	950	A
1	2	953	U
1	2	962	G
1	2	965	A
1	2	966	C
1	2	968	G
1	2	969	C
1	2	970	A
1	2	971	G
1	2	974	U
1	2	975	G
1	2	976	A
1	2	977	A
1	2	978	G
1	2	980	C
1	2	986	U
1	2	990	G
1	2	991	G
1	2	992	U
1	2	996	G
1	2	997	C
1	2	999	G
1	2	1000	G
1	2	1001	A
1	2	1002	C
1	2	1003	G
1	2	1004	C
1	2	1005	G
1	2	1011	A
1	2	1018	G
1	2	1019	C
1	2	1029	G
1	2	1032	A
1	2	1040	C
1	2	1043	U
1	2	1047	G
1	2	1049	G
1	2	1051	C
1	2	1055	U
1	2	1057	A

*Continued on next page...*



*Continued from previous page...*

<b>Mol</b>	<b>Chain</b>	<b>Res</b>	<b>Type</b>
1	2	1058	A
1	2	1059	G
1	2	1060	U
1	2	1065	U
1	2	1066	A
1	2	1067	A
1	2	1068	C
1	2	1071	G
1	2	1078	C
1	2	1090	U
1	2	1098	C
1	2	1105	G
1	2	1106	C
1	2	1107	U
1	2	1108	C
1	2	1109	G
1	2	1114	G
1	2	1116	A
1	2	1117	G
1	2	1119	C
1	2	1123	C
1	2	1126	G
1	2	1131	A
1	2	1133	U
1	2	1134	G
1	2	1136	C
1	2	1141	A
1	2	1142	U
1	2	1143	A
1	2	1144	A
1	2	1155	G
1	2	1156	G
1	2	1157	G
1	2	1158	G
1	2	1161	G
1	2	1163	C
1	2	1170	A
1	2	1171	G
1	2	1174	C
1	2	1175	A
1	2	1185	G
1	2	1186	A

*Continued on next page...*

*Continued from previous page...*

<b>Mol</b>	<b>Chain</b>	<b>Res</b>	<b>Type</b>
1	2	1187	A
1	2	1189	C
1	2	1190	C
1	2	1192	C
1	2	1195	G
1	2	1197	C
1	2	1199	A
1	2	1200	C
1	2	1201	A
1	2	1203	G
1	2	1211	C
1	2	1212	A
1	2	1214	U
1	2	1215	G
1	2	1221	G
1	2	1229	G
1	2	1230	U
1	2	1232	C
1	2	1234	G
1	2	1236	C
1	2	1244	G
1	2	1245	G
1	2	1248	G
1	2	1249	A
1	2	1254	A
1	2	1260	U
1	2	1264	C
1	2	1273	A
1	2	1274	G
1	2	1276	U
1	2	1277	C
1	2	1279	G
1	2	1284	C
1	2	1294	C
1	2	1303	G
1	2	1309	C
1	2	1310	U
1	2	1311	G
1	2	1312	G
1	2	1313	A
1	2	1319	U
1	2	1322	U

*Continued on next page...*

*Continued from previous page...*

<b>Mol</b>	<b>Chain</b>	<b>Res</b>	<b>Type</b>
1	2	1327	G
1	2	1333	C
1	2	1338	U
1	2	1340	G
1	2	1342	G
1	2	1344	G
1	2	1347	G
1	2	1348	A
1	2	1350	U
1	2	1354	U
1	2	1356	C
1	2	1361	U
1	2	1364	U
1	2	1366	G
1	2	1368	A
1	2	1369	C
1	2	1371	C
1	2	1372	A
1	2	1383	C
1	2	1385	C
1	2	1386	C
1	2	1388	C
1	2	1391	G
1	2	1393	G
1	2	1394	C
1	2	1395	G
1	2	1397	G
1	2	1398	G
1	2	1399	C
1	2	1401	U
1	2	1404	G
1	2	1412	C
1	2	1416	C
1	2	1419	C
1	2	1420	U
1	2	1424	G
1	2	1436	G
1	2	1437	A
1	2	1440	C
1	2	1441	U
1	2	1444	G
1	2	1445	C

*Continued on next page...*

*Continued from previous page...*

<b>Mol</b>	<b>Chain</b>	<b>Res</b>	<b>Type</b>
1	2	1449	G
1	2	1450	U
1	2	1451	G
1	2	1452	A
1	2	1453	G
1	2	1454	G
1	2	1456	G
1	2	1457	G
1	2	1459	A
1	2	1461	A
1	2	1462	A
1	2	1463	G
1	2	1466	G
1	2	1467	UR3
1	2	1471	A
1	2	1472	A
1	2	1473	G
1	2	1475	U
1	2	1476	A
1	2	1480	G
1	2	1486	G
1	2	1492	A
1	2	1493	C
1	2	1494	G
1	2	1497	U
1	2	1498	C
1	2	1499	G
1	2	1505	C
1	2	1508	C
30	5	806	G
30	5	807	G
30	5	813	A
30	5	814	U
30	5	815	U
30	5	816	U
30	5	817	A
30	5	822	C
30	5	823	C
31	4	3	C
31	4	6	G
31	4	7	G
31	4	9	G

*Continued on next page...*

*Continued from previous page...*

Mol	Chain	Res	Type
31	4	12	G
31	4	13	C
31	4	14	A
31	4	15	G
31	4	16	C
31	4	17	C
31	4	18	G
31	4	20	H2U
31	4	21	A
31	4	22	G
31	4	23	C
31	4	25	C
31	4	26	G
31	4	31	G
31	4	46	A
31	4	49	G
31	4	52	G
31	4	55	PSU
31	4	58	A
31	4	59	A
31	4	60	U
31	4	66	C
31	4	69	C
31	4	71	C
31	4	72	U
31	4	74	C
31	4	75	C
31	4	76	A

All (20) RNA pucker outliers are listed below:

Mol	Chain	Res	Type
1	2	87	C
1	2	132	C
1	2	168	A
1	2	209	A
1	2	268	G
1	2	461	A
1	2	599	C
1	2	618	C
1	2	632	A
1	2	687	C

*Continued on next page...*

Continued from previous page...

Mol	Chain	Res	Type
1	2	913	G
1	2	952	C
1	2	998	C
1	2	1106	C
1	2	1155	G
1	2	1341	C
1	2	1347	G
1	2	1435	C
1	2	1448	C
31	4	73	A

## 5.4 Non-standard residues in protein, DNA, RNA chains [i](#)

48 non-standard protein/DNA/RNA residues are modelled in this entry.

In the following table, the Counts columns list the number of bonds (or angles) for which Mogul statistics could be retrieved, the number of bonds (or angles) that are observed in the model and the number of bonds (or angles) that are defined in the Chemical Component Dictionary. The Link column lists molecule types, if any, to which the group is linked. The Z score for a bond length (or angle) is the number of standard deviations the observed value is removed from the expected value. A bond length (or angle) with  $|Z| > 2$  is considered an outlier worth inspection. RMSZ is the root-mean-square of all Z scores of the bond lengths (or angles).

Mol	Type	Chain	Res	Link	Bond lengths			Bond angles		
					Counts	RMSZ	# Z  > 2	Counts	RMSZ	# Z  > 2
1	4AC	2	546	1	21,24,25	1.03	2 (9%)	29,34,37	1.44	3 (10%)
1	B8H	2	938	1	19,22,23	0.82	0	22,32,35	1.52	3 (13%)
1	5MC	2	939	1	18,22,23	1.05	2 (11%)	26,32,35	1.25	3 (11%)
31	5MU	4	54	31	19,22,23	1.44	6 (31%)	28,32,35	2.05	8 (28%)
1	4AC	2	636	1	21,24,25	1.12	3 (14%)	29,34,37	1.60	4 (13%)
1	6MZ	2	1469	36,1	18,25,26	0.76	1 (5%)	16,36,39	2.10	3 (18%)
1	4AC	2	828	1	21,24,25	1.01	1 (4%)	29,34,37	1.64	4 (13%)
1	5HM	2	1378	1	19,23,24	2.94	7 (36%)	25,33,36	0.64	0
1	4AC	2	751	1	21,24,25	1.13	3 (14%)	29,34,37	1.26	4 (13%)
1	4AC	2	53	1	21,24,25	1.06	2 (9%)	29,34,37	1.48	5 (17%)
1	A2M	2	373	1	18,25,26	1.06	1 (5%)	18,36,39	1.39	4 (22%)
1	4AC	2	1193	1	21,24,25	1.13	2 (9%)	29,34,37	2.00	5 (17%)
1	OMC	2	1376	1	19,22,23	0.90	2 (10%)	26,31,34	0.76	0
31	OMC	4	32	31	19,22,23	0.99	2 (10%)	26,31,34	1.13	2 (7%)
1	MA6	2	1487	1	18,26,27	0.92	1 (5%)	19,38,41	1.28	3 (15%)

Mol	Type	Chain	Res	Link	Bond lengths			Bond angles		
					Counts	RMSZ	# Z  > 2	Counts	RMSZ	# Z  > 2
1	4AC	2	1233	1	21,24,25	1.09	2 (9%)	29,34,37	1.53	4 (13%)
31	PSU	4	55	31	18,21,22	1.38	2 (11%)	22,30,33	1.85	3 (13%)
1	4AC	2	511	1	21,24,25	1.15	3 (14%)	29,34,37	1.87	6 (20%)
1	4AC	2	1147	1	21,24,25	1.12	3 (14%)	29,34,37	2.24	6 (20%)
1	MA6	2	1488	1	18,26,27	0.95	1 (5%)	19,38,41	1.18	2 (10%)
1	4AC	2	319	1	21,24,25	1.20	3 (14%)	29,34,37	1.48	4 (13%)
1	4AC	2	590	36,1	21,24,25	1.15	3 (14%)	29,34,37	1.47	4 (13%)
1	4AC	2	648	1	21,24,25	1.20	3 (14%)	29,34,37	1.85	7 (24%)
1	4AC	2	718	1	21,24,25	1.08	2 (9%)	29,34,37	1.18	3 (10%)
31	H2U	4	20	31	18,21,22	1.10	2 (11%)	21,30,33	2.24	1 (4%)
1	4AC	2	703	1	21,24,25	1.07	2 (9%)	29,34,37	1.82	6 (20%)
1	4AC	2	851	1	21,24,25	1.24	3 (14%)	29,34,37	1.57	4 (13%)
1	LHH	2	250	1	22,25,26	2.45	8 (36%)	29,35,38	1.20	2 (6%)
1	4AC	2	1041	1	21,24,25	1.01	2 (9%)	29,34,37	1.98	4 (13%)
1	4AC	2	379	1	21,24,25	1.08	3 (14%)	29,34,37	1.55	5 (17%)
1	4AC	2	394	1	21,24,25	1.02	2 (9%)	29,34,37	1.66	5 (17%)
1	4AC	2	731	1	21,24,25	1.16	3 (14%)	29,34,37	1.37	5 (17%)
1	4AC	2	848	1	21,24,25	1.12	2 (9%)	29,34,37	1.75	4 (13%)
1	5MC	2	1202	1	18,22,23	1.00	1 (5%)	26,32,35	1.21	1 (3%)
1	4AC	2	1028	1	21,24,25	1.05	3 (14%)	29,34,37	1.62	4 (13%)
1	4AC	2	1239	1	21,24,25	1.15	2 (9%)	29,34,37	1.87	4 (13%)
1	4AC	2	839	1	21,24,25	1.13	2 (9%)	29,34,37	1.80	6 (20%)
1	4AC	2	1184	1	21,24,25	1.06	3 (14%)	29,34,37	1.39	4 (13%)
1	UR3	2	1467	1	19,22,23	1.10	2 (10%)	26,32,35	1.50	5 (19%)
1	4AC	2	17	1	21,24,25	1.06	2 (9%)	29,34,37	1.77	5 (17%)
1	4AC	2	868	1	21,24,25	1.23	3 (14%)	29,34,37	1.37	4 (13%)
1	4AC	2	957	1	21,24,25	1.12	1 (4%)	29,34,37	2.29	7 (24%)
31	4SU	4	8	31	18,21,22	1.79	5 (27%)	26,30,33	2.15	4 (15%)
1	4AC	2	286	1	21,24,25	1.11	2 (9%)	29,34,37	1.64	7 (24%)
1	4AC	2	1479	1	21,24,25	1.10	3 (14%)	29,34,37	1.50	4 (13%)
1	4AC	2	626	1	21,24,25	1.05	3 (14%)	29,34,37	1.41	4 (13%)
1	4AC	2	303	1	21,24,25	1.16	3 (14%)	29,34,37	1.44	3 (10%)
1	4AC	2	479	1	21,24,25	1.13	3 (14%)	29,34,37	1.59	5 (17%)

In the following table, the Chirals column lists the number of chiral outliers, the number of chiral

centers analysed, the number of these observed in the model and the number defined in the Chemical Component Dictionary. Similar counts are reported in the Torsions and Rings columns. '2' means no outliers of that kind were identified.

Mol	Type	Chain	Res	Link	Chirals	Torsions	Rings
1	4AC	2	546	1	-	2/11/29/30	0/2/2/2
1	B8H	2	938	1	-	3/7/25/26	0/2/2/2
1	5MC	2	939	1	-	0/7/25/26	0/2/2/2
31	5MU	4	54	31	-	1/7/25/26	0/2/2/2
1	4AC	2	636	1	-	0/11/29/30	0/2/2/2
1	6MZ	2	1469	36,1	-	0/5/27/28	0/3/3/3
1	4AC	2	828	1	-	0/11/29/30	0/2/2/2
1	5HM	2	1378	1	-	2/9/27/28	0/2/2/2
1	4AC	2	751	1	-	0/11/29/30	0/2/2/2
1	4AC	2	53	1	-	0/11/29/30	0/2/2/2
1	A2M	2	373	1	-	1/5/27/28	0/3/3/3
1	4AC	2	1193	1	-	0/11/29/30	0/2/2/2
1	OMC	2	1376	1	-	2/9/27/28	0/2/2/2
31	OMC	4	32	31	-	2/9/27/28	0/2/2/2
1	MA6	2	1487	1	-	0/7/29/30	0/3/3/3
1	4AC	2	1233	1	-	0/11/29/30	0/2/2/2
31	PSU	4	55	31	-	0/7/25/26	0/2/2/2
1	4AC	2	511	1	-	2/11/29/30	0/2/2/2
1	4AC	2	1147	1	-	2/11/29/30	0/2/2/2
1	MA6	2	1488	1	-	0/7/29/30	0/3/3/3
1	4AC	2	319	1	-	4/11/29/30	0/2/2/2
1	4AC	2	590	36,1	-	2/11/29/30	0/2/2/2
1	4AC	2	648	1	-	2/11/29/30	0/2/2/2
1	4AC	2	718	1	-	0/11/29/30	0/2/2/2
31	H2U	4	20	31	-	4/7/38/39	0/2/2/2
1	4AC	2	703	1	-	0/11/29/30	0/2/2/2
1	4AC	2	851	1	-	4/11/29/30	0/2/2/2
1	LHH	2	250	1	-	1/13/31/32	0/2/2/2
1	4AC	2	1041	1	-	0/11/29/30	0/2/2/2
1	4AC	2	379	1	-	2/11/29/30	0/2/2/2
1	4AC	2	394	1	-	2/11/29/30	0/2/2/2
1	4AC	2	731	1	-	3/11/29/30	0/2/2/2
1	4AC	2	848	1	-	2/11/29/30	0/2/2/2
1	5MC	2	1202	1	-	2/7/25/26	0/2/2/2
1	4AC	2	1028	1	-	2/11/29/30	0/2/2/2

*Continued on next page...*



*Continued from previous page...*

Mol	Type	Chain	Res	Link	Chirals	Torsions	Rings
1	4AC	2	1239	1	-	2/11/29/30	0/2/2/2
1	4AC	2	839	1	-	1/11/29/30	0/2/2/2
1	4AC	2	1184	1	-	2/11/29/30	0/2/2/2
1	UR3	2	1467	1	-	6/7/25/26	0/2/2/2
1	4AC	2	17	1	-	0/11/29/30	0/2/2/2
1	4AC	2	868	1	-	2/11/29/30	0/2/2/2
1	4AC	2	957	1	-	1/11/29/30	0/2/2/2
31	4SU	4	8	31	-	5/7/25/26	0/2/2/2
1	4AC	2	286	1	-	5/11/29/30	0/2/2/2
1	4AC	2	1479	1	-	0/11/29/30	0/2/2/2
1	4AC	2	626	1	-	2/11/29/30	0/2/2/2
1	4AC	2	303	1	-	0/11/29/30	0/2/2/2
1	4AC	2	479	1	-	3/11/29/30	0/2/2/2

All (122) bond length outliers are listed below:

Mol	Chain	Res	Type	Atoms	Z	Observed(Å)	Ideal(Å)
1	2	1378	5HM	C4-N3	6.29	1.44	1.34
1	2	250	LHH	C4-N4	6.05	1.48	1.39
1	2	250	LHH	C7-N4	5.67	1.47	1.37
1	2	1378	5HM	C2-N3	5.46	1.47	1.36
1	2	1378	5HM	C4-N4	5.36	1.48	1.34
1	2	1378	5HM	C6-C5	4.88	1.48	1.34
31	4	8	4SU	C4-S4	-4.50	1.59	1.68
1	2	250	LHH	O2-C2	-4.33	1.15	1.23
1	2	1378	5HM	C6-N1	3.83	1.44	1.38
1	2	1378	5HM	O2-C2	-3.63	1.17	1.23
1	2	319	4AC	C4-N3	-3.50	1.26	1.32
31	4	55	PSU	C6-C5	3.50	1.39	1.35
31	4	8	4SU	C4-N3	-3.48	1.33	1.37
1	2	851	4AC	C4-N3	-3.41	1.26	1.32
1	2	731	4AC	C4-N3	-3.37	1.27	1.32
1	2	250	LHH	C2-N1	-3.26	1.32	1.40
1	2	868	4AC	C4-N3	-3.23	1.27	1.32
1	2	303	4AC	C4-N3	-3.21	1.27	1.32
1	2	1233	4AC	C4-N3	-3.13	1.27	1.32
1	2	868	4AC	C4-N4	-3.12	1.35	1.39
1	2	839	4AC	C4-N3	-3.12	1.27	1.32
1	2	648	4AC	C4-N3	-3.11	1.27	1.32
1	2	1202	5MC	C6-N1	-3.09	1.32	1.38

*Continued on next page...*

*Continued from previous page...*

Mol	Chain	Res	Type	Atoms	Z	Observed(Å)	Ideal(Å)
1	2	1378	5HM	C2-N1	3.03	1.46	1.40
1	2	590	4AC	C4-N3	-3.02	1.27	1.32
1	2	479	4AC	C4-N3	-2.99	1.27	1.32
1	2	636	4AC	C4-N3	-2.97	1.27	1.32
1	2	751	4AC	C4-N3	-2.91	1.27	1.32
1	2	250	LHH	C6-N1	-2.87	1.31	1.38
1	2	1479	4AC	C4-N3	-2.86	1.27	1.32
1	2	939	5MC	C6-C5	2.83	1.39	1.34
1	2	1193	4AC	C4-N3	-2.82	1.27	1.32
1	2	53	4AC	C5-C4	2.81	1.46	1.40
31	4	20	H2U	C4-N3	-2.80	1.32	1.37
1	2	379	4AC	C4-N3	-2.80	1.27	1.32
1	2	1028	4AC	C4-N3	-2.79	1.28	1.32
31	4	20	H2U	C2-N3	-2.77	1.33	1.38
1	2	1184	4AC	C4-N3	-2.76	1.28	1.32
1	2	511	4AC	C4-N3	-2.74	1.28	1.32
1	2	718	4AC	C5-C4	2.72	1.46	1.40
1	2	250	LHH	C2-N3	-2.71	1.30	1.36
31	4	54	5MU	C2-N1	2.70	1.42	1.38
1	2	828	4AC	C5-C4	2.69	1.46	1.40
1	2	590	4AC	C5-C4	2.68	1.46	1.40
1	2	626	4AC	C4-N3	-2.63	1.28	1.32
1	2	319	4AC	C4-N4	-2.62	1.35	1.39
1	2	939	5MC	C6-N1	-2.62	1.33	1.38
1	2	1239	4AC	C4-N3	-2.61	1.28	1.32
1	2	751	4AC	C5-C4	2.59	1.46	1.40
1	2	479	4AC	C5-C4	2.59	1.46	1.40
1	2	286	4AC	C5-C4	2.59	1.46	1.40
1	2	53	4AC	C4-N3	-2.56	1.28	1.32
31	4	54	5MU	C4-N3	-2.55	1.34	1.38
1	2	648	4AC	C4-N4	-2.55	1.36	1.39
1	2	1467	UR3	C5-C4	-2.54	1.37	1.43
1	2	286	4AC	C4-N3	-2.53	1.28	1.32
1	2	546	4AC	C4-N3	-2.53	1.28	1.32
1	2	1147	4AC	C6-C5	-2.50	1.29	1.35
31	4	55	PSU	C4-N3	-2.49	1.34	1.38
1	2	703	4AC	C4-N3	-2.49	1.28	1.32
1	2	718	4AC	C4-N3	-2.48	1.28	1.32
1	2	957	4AC	C4-N3	-2.48	1.28	1.32
31	4	8	4SU	C2-N1	2.45	1.42	1.38
31	4	54	5MU	C6-C5	2.45	1.38	1.34
1	2	17	4AC	C4-N3	-2.44	1.28	1.32

*Continued on next page...*

*Continued from previous page...*

Mol	Chain	Res	Type	Atoms	Z	Observed(Å)	Ideal(Å)
1	2	394	4AC	C4-N3	-2.44	1.28	1.32
1	2	848	4AC	C4-N3	-2.40	1.28	1.32
31	4	32	OMC	C5-C4	-2.40	1.37	1.42
1	2	1184	4AC	C5-C4	2.38	1.45	1.40
1	2	731	4AC	C4-N4	-2.35	1.36	1.39
1	2	479	4AC	C4-N4	-2.33	1.36	1.39
1	2	839	4AC	C4-N4	-2.32	1.36	1.39
1	2	17	4AC	C4-N4	-2.31	1.36	1.39
31	4	32	OMC	C6-N1	-2.30	1.32	1.38
1	2	1239	4AC	C4-N4	-2.30	1.36	1.39
1	2	626	4AC	C4-N4	-2.27	1.36	1.39
31	4	8	4SU	C5-C4	-2.26	1.39	1.42
31	4	54	5MU	C6-N1	-2.26	1.34	1.38
1	2	379	4AC	C4-N4	-2.25	1.36	1.39
1	2	851	4AC	C5-C4	2.24	1.45	1.40
31	4	54	5MU	C2-N3	-2.23	1.34	1.38
31	4	54	5MU	C4-C5	2.21	1.48	1.44
1	2	1147	4AC	C4-N3	-2.21	1.29	1.32
1	2	848	4AC	C4-N4	-2.20	1.36	1.39
1	2	868	4AC	C5-C4	2.19	1.45	1.40
1	2	1469	6MZ	C5-C4	2.19	1.46	1.40
1	2	379	4AC	C5-C4	2.19	1.45	1.40
1	2	648	4AC	C5-C4	2.19	1.45	1.40
1	2	1147	4AC	C4-N4	-2.19	1.36	1.39
1	2	303	4AC	C5-C4	2.19	1.45	1.40
1	2	1233	4AC	C5-C4	2.18	1.45	1.40
1	2	636	4AC	C5-C4	2.18	1.45	1.40
1	2	250	LHH	O7-C7	-2.17	1.18	1.23
1	2	1184	4AC	C4-N4	-2.16	1.36	1.39
1	2	511	4AC	C4-N4	-2.15	1.36	1.39
1	2	1479	4AC	C4-N4	-2.15	1.36	1.39
1	2	303	4AC	C4-N4	-2.14	1.36	1.39
1	2	1376	OMC	C5-C4	-2.14	1.38	1.42
1	2	636	4AC	C4-N4	-2.14	1.36	1.39
1	2	626	4AC	C5-C4	2.13	1.45	1.40
31	4	8	4SU	C6-C5	2.12	1.40	1.35
1	2	1028	4AC	C5-C4	2.12	1.45	1.40
1	2	751	4AC	C4-N4	-2.12	1.36	1.39
1	2	1487	MA6	C4-N3	-2.11	1.32	1.35
1	2	546	4AC	C5-C4	2.11	1.45	1.40
1	2	1028	4AC	C4-N4	-2.10	1.36	1.39
1	2	590	4AC	C4-N4	-2.10	1.36	1.39

*Continued on next page...*

Continued from previous page...

Mol	Chain	Res	Type	Atoms	Z	Observed(Å)	Ideal(Å)
1	2	1193	4AC	C4-N4	-2.09	1.36	1.39
1	2	1488	MA6	C5-C4	2.09	1.46	1.40
1	2	511	4AC	C5-C4	2.09	1.45	1.40
1	2	250	LHH	C6-C5	2.08	1.39	1.35
1	2	1467	UR3	C6-N1	-2.08	1.33	1.38
1	2	1041	4AC	C5-C4	2.08	1.45	1.40
1	2	703	4AC	C5-C4	2.07	1.45	1.40
1	2	731	4AC	C5-C4	2.06	1.45	1.40
1	2	394	4AC	C5-C4	2.05	1.45	1.40
1	2	851	4AC	C4-N4	-2.05	1.36	1.39
1	2	319	4AC	C5-C4	2.04	1.45	1.40
1	2	373	A2M	C5-N7	-2.04	1.32	1.39
1	2	1479	4AC	C5-C4	2.03	1.45	1.40
1	2	1376	OMC	C6-N1	-2.03	1.33	1.38
1	2	1041	4AC	C4-N3	-2.01	1.29	1.32

All (193) bond angle outliers are listed below:

Mol	Chain	Res	Type	Atoms	Z	Observed(°)	Ideal(°)
31	4	20	H2U	C4-N3-C2	-9.61	117.82	125.79
31	4	8	4SU	C4-N3-C2	-6.85	120.68	127.34
1	2	1469	6MZ	C2-N1-C6	6.51	122.17	116.59
1	2	1147	4AC	C5-C4-N4	-6.34	111.91	122.92
1	2	957	4AC	N4-C4-N3	6.19	124.24	113.85
1	2	1193	4AC	O7-C7-N4	5.84	131.27	121.82
31	4	55	PSU	N1-C2-N3	5.76	121.65	115.13
1	2	1041	4AC	C5-C4-N4	-5.69	113.04	122.92
1	2	957	4AC	O7-C7-N4	5.64	130.95	121.82
1	2	1041	4AC	O7-C7-N4	5.64	130.95	121.82
1	2	957	4AC	C5-C4-N4	-5.59	113.22	122.92
1	2	648	4AC	O7-C7-N4	5.56	130.82	121.82
1	2	1147	4AC	O7-C7-N4	5.55	130.80	121.82
1	2	1147	4AC	N4-C4-N3	5.53	123.13	113.85
1	2	1239	4AC	O7-C7-N4	5.41	130.58	121.82
1	2	938	B8H	C4-N3-C2	-5.41	120.35	127.35
1	2	839	4AC	O7-C7-N4	5.35	130.48	121.82
31	4	8	4SU	C5-C4-N3	5.29	119.59	114.69
1	2	848	4AC	O7-C7-N4	5.26	130.34	121.82
1	2	1041	4AC	N4-C4-N3	5.26	122.68	113.85
1	2	1193	4AC	C5-C4-N4	-5.17	113.94	122.92
1	2	17	4AC	O7-C7-N4	5.14	130.14	121.82
1	2	319	4AC	O7-C7-N4	5.04	129.98	121.82

Continued on next page...

*Continued from previous page...*

Mol	Chain	Res	Type	Atoms	Z	Observed(°)	Ideal(°)
1	2	1028	4AC	O7-C7-N4	5.01	129.93	121.82
1	2	511	4AC	O7-C7-N4	5.01	129.92	121.82
1	2	1193	4AC	N4-C4-N3	4.99	122.23	113.85
1	2	479	4AC	O7-C7-N4	4.93	129.79	121.82
1	2	1467	UR3	C4-N3-C2	-4.88	119.97	124.56
1	2	1233	4AC	O7-C7-N4	4.84	129.66	121.82
1	2	636	4AC	O7-C7-N4	4.83	129.63	121.82
1	2	1202	5MC	C5-C6-N1	-4.79	118.41	123.34
31	4	54	5MU	C4-N3-C2	-4.79	121.15	127.35
1	2	511	4AC	C5-C4-N4	-4.79	114.61	122.92
1	2	53	4AC	O7-C7-N4	4.78	129.55	121.82
1	2	703	4AC	O7-C7-N4	4.77	129.54	121.82
31	4	54	5MU	C5-C4-N3	4.76	119.37	115.31
1	2	848	4AC	N4-C4-N3	4.75	121.82	113.85
1	2	1479	4AC	O7-C7-N4	4.73	129.47	121.82
1	2	394	4AC	N4-C4-N3	4.72	121.78	113.85
1	2	379	4AC	O7-C7-N4	4.72	129.46	121.82
1	2	848	4AC	C5-C4-N4	-4.71	114.74	122.92
1	2	703	4AC	C5-C4-N4	-4.65	114.85	122.92
31	4	8	4SU	N3-C2-N1	4.61	121.02	114.89
1	2	703	4AC	N4-C4-N3	4.60	121.58	113.85
1	2	731	4AC	O7-C7-N4	4.58	129.23	121.82
1	2	1239	4AC	C5-C4-N4	-4.53	115.05	122.92
1	2	626	4AC	O7-C7-N4	4.49	129.08	121.82
1	2	851	4AC	O7-C7-N4	4.48	129.07	121.82
1	2	17	4AC	C5-C4-N4	-4.47	115.15	122.92
1	2	286	4AC	O7-C7-N4	4.44	129.00	121.82
1	2	828	4AC	O7-C7-N4	4.43	128.98	121.82
1	2	394	4AC	O7-C7-N4	4.42	128.96	121.82
1	2	828	4AC	C5-C4-N4	-4.40	115.27	122.92
1	2	511	4AC	N4-C4-N3	4.39	121.22	113.85
1	2	868	4AC	O7-C7-N4	4.38	128.91	121.82
31	4	54	5MU	N3-C2-N1	4.30	120.60	114.89
1	2	303	4AC	O7-C7-N4	4.30	128.77	121.82
1	2	1184	4AC	O7-C7-N4	4.24	128.68	121.82
1	2	1239	4AC	N4-C4-N3	4.23	120.95	113.85
1	2	17	4AC	N4-C4-N3	4.21	120.92	113.85
1	2	648	4AC	C5-C4-N4	-4.19	115.64	122.92
1	2	839	4AC	N4-C4-N3	4.14	120.80	113.85
1	2	546	4AC	N4-C4-N3	4.05	120.66	113.85
1	2	590	4AC	O2-C2-N3	-4.03	115.77	122.33
1	2	751	4AC	O7-C7-N4	4.03	128.34	121.82

*Continued on next page...*

*Continued from previous page...*

Mol	Chain	Res	Type	Atoms	Z	Observed(°)	Ideal(°)
1	2	1479	4AC	CM7-C7-N4	-4.01	108.36	115.29
31	4	55	PSU	O2-C2-N1	-4.00	118.39	122.79
1	2	828	4AC	N4-C4-N3	3.99	120.55	113.85
1	2	546	4AC	O7-C7-N4	3.98	128.26	121.82
1	2	718	4AC	O7-C7-N4	3.96	128.23	121.82
1	2	636	4AC	C5-C4-N4	-3.94	116.08	122.92
31	4	54	5MU	O4-C4-C5	-3.82	120.47	124.90
1	2	957	4AC	C1'-N1-C2	3.78	126.85	118.42
1	2	839	4AC	C5-C4-N4	-3.78	116.36	122.92
1	2	53	4AC	CM7-C7-N4	-3.76	108.79	115.29
1	2	1469	6MZ	N3-C2-N1	-3.73	122.85	128.68
1	2	636	4AC	N4-C4-N3	3.70	120.06	113.85
1	2	939	5MC	C5-C6-N1	-3.69	119.54	123.34
1	2	1028	4AC	C5-C4-N4	-3.69	116.51	122.92
1	2	590	4AC	O7-C7-N4	3.66	127.74	121.82
1	2	546	4AC	C5-C4-N4	-3.66	116.57	122.92
1	2	479	4AC	CM7-C7-N4	-3.65	108.98	115.29
1	2	394	4AC	C5-C4-N4	-3.59	116.69	122.92
1	2	648	4AC	N4-C4-N3	3.56	119.83	113.85
1	2	379	4AC	C5-C4-N4	-3.54	116.76	122.92
1	2	1028	4AC	N4-C4-N3	3.51	119.75	113.85
1	2	626	4AC	C5-C4-N4	-3.51	116.82	122.92
1	2	1233	4AC	C5-C4-N4	-3.50	116.83	122.92
1	2	286	4AC	C5-C4-N4	-3.50	116.84	122.92
1	2	303	4AC	N4-C4-N3	3.46	119.66	113.85
31	4	55	PSU	C4-N3-C2	-3.44	121.38	126.34
1	2	286	4AC	N4-C4-N3	3.42	119.59	113.85
1	2	303	4AC	C5-C4-N4	-3.41	117.00	122.92
1	2	1233	4AC	N4-C4-N3	3.41	119.57	113.85
1	2	868	4AC	CM7-C7-N4	-3.40	109.41	115.29
1	2	1479	4AC	N4-C4-N3	3.40	119.56	113.85
1	2	839	4AC	CM7-C7-N4	-3.34	109.52	115.29
1	2	1184	4AC	C5-C4-N4	-3.33	117.14	122.92
1	2	851	4AC	C5-C4-N4	-3.31	117.17	122.92
1	2	1028	4AC	CM7-C7-N4	-3.30	109.58	115.29
1	2	1479	4AC	C5-C4-N4	-3.23	117.30	122.92
31	4	32	OMC	O2-C2-N3	-3.22	117.10	122.33
31	4	54	5MU	C5-C6-N1	-3.17	120.07	123.34
1	2	379	4AC	CM7-C7-N4	-3.13	109.88	115.29
1	2	626	4AC	N4-C4-N3	3.10	119.06	113.85
1	2	1239	4AC	CM7-C7-N4	-3.09	109.94	115.29
1	2	1147	4AC	C1'-N1-C2	3.09	125.31	118.42

*Continued on next page...*

*Continued from previous page...*

Mol	Chain	Res	Type	Atoms	Z	Observed(°)	Ideal(°)
1	2	250	LHH	N4-C4-N3	3.05	118.97	113.85
1	2	479	4AC	C5-C4-N4	-3.05	117.63	122.92
1	2	1467	UR3	C3U-N3-C2	3.04	122.64	117.31
1	2	17	4AC	CM7-C7-N4	-3.04	110.03	115.29
31	4	8	4SU	C5-C4-S4	-3.01	120.58	124.47
1	2	648	4AC	CM7-C7-N4	-3.01	110.09	115.29
1	2	379	4AC	N4-C4-N3	3.00	118.89	113.85
1	2	1147	4AC	CM7-C7-N4	-2.99	110.11	115.29
1	2	851	4AC	O2-C2-N3	-2.95	117.53	122.33
1	2	1487	MA6	C4-C5-N7	-2.95	106.32	109.40
1	2	319	4AC	CM7-C7-N4	-2.95	110.20	115.29
1	2	373	A2M	C4-C5-N7	-2.95	106.33	109.40
1	2	851	4AC	N4-C4-N3	2.94	118.79	113.85
1	2	319	4AC	C5-C4-N4	-2.93	117.83	122.92
1	2	319	4AC	N4-C4-N3	2.92	118.75	113.85
1	2	286	4AC	C1'-N1-C2	2.91	124.92	118.42
1	2	957	4AC	C1'-N1-C6	-2.91	114.49	120.84
1	2	731	4AC	CM7-C7-N4	-2.91	110.27	115.29
1	2	718	4AC	CM7-C7-N4	-2.90	110.28	115.29
1	2	1467	UR3	C1'-N1-C2	2.88	121.85	116.99
1	2	511	4AC	CM7-C7-N4	-2.84	110.37	115.29
1	2	626	4AC	CM7-C7-N4	-2.81	110.43	115.29
1	2	1233	4AC	CM7-C7-N4	-2.80	110.45	115.29
1	2	1487	MA6	N3-C2-N1	-2.79	124.31	128.68
1	2	1488	MA6	C4-C5-N7	-2.79	106.49	109.40
1	2	868	4AC	C5-C4-N4	-2.79	118.08	122.92
1	2	1488	MA6	N3-C2-N1	-2.77	124.35	128.68
1	2	1041	4AC	CM7-C7-N4	-2.76	110.52	115.29
1	2	590	4AC	O2-C2-N1	2.75	124.56	118.89
1	2	1469	6MZ	C4-C5-N7	-2.74	106.54	109.40
1	2	839	4AC	C1'-N1-C2	2.69	124.42	118.42
1	2	479	4AC	O2-C2-N3	-2.68	117.98	122.33
1	2	1184	4AC	N4-C4-N3	2.67	118.34	113.85
1	2	53	4AC	C5-C4-N4	-2.65	118.31	122.92
1	2	1487	MA6	N1-C6-N6	2.65	119.84	117.06
1	2	648	4AC	O2-C2-N3	-2.64	118.04	122.33
1	2	1184	4AC	CM7-C7-N4	-2.62	110.75	115.29
1	2	394	4AC	C1'-N1-C2	2.62	124.26	118.42
1	2	751	4AC	CM7-C7-N4	-2.61	110.78	115.29
1	2	939	5MC	C5-C4-N3	-2.60	118.87	121.67
1	2	1193	4AC	CM7-C7-N4	-2.58	110.82	115.29
1	2	479	4AC	N4-C4-N3	2.53	118.09	113.85

*Continued on next page...*

*Continued from previous page...*

Mol	Chain	Res	Type	Atoms	Z	Observed(°)	Ideal(°)
1	2	751	4AC	C5-C4-N4	-2.51	118.56	122.92
1	2	286	4AC	O2-C2-N3	-2.50	118.26	122.33
31	4	32	OMC	C1'-N1-C2	2.50	124.00	118.42
1	2	590	4AC	CM7-C7-N4	-2.49	110.98	115.29
1	2	848	4AC	CM7-C7-N4	-2.46	111.03	115.29
31	4	54	5MU	C5M-C5-C4	2.46	121.47	118.77
1	2	938	B8H	N3-C2-N1	2.46	117.80	115.14
1	2	731	4AC	N4-C4-N3	2.46	117.98	113.85
1	2	286	4AC	CM7-C7-N4	-2.44	111.08	115.29
1	2	250	LHH	C5-C6-N1	-2.42	117.76	121.81
1	2	1467	UR3	C6-N1-C2	-2.41	119.63	121.79
1	2	373	A2M	C5'-C4'-C3'	-2.39	106.21	115.18
1	2	373	A2M	N3-C2-N1	-2.38	124.96	128.68
1	2	53	4AC	N4-C4-N3	2.37	117.84	113.85
1	2	957	4AC	O7-C7-CM7	-2.34	117.71	122.06
31	4	54	5MU	C1'-N1-C2	2.32	121.76	117.57
1	2	703	4AC	C1'-N1-C2	2.31	123.58	118.42
1	2	731	4AC	C5-C4-N4	-2.30	118.92	122.92
1	2	511	4AC	C1'-N1-C2	2.29	123.53	118.42
1	2	957	4AC	CM7-C7-N4	-2.29	111.33	115.29
1	2	511	4AC	O2-C2-N3	-2.26	118.65	122.33
1	2	1193	4AC	O7-C7-CM7	-2.23	117.91	122.06
1	2	938	B8H	O4'-C1'-C2'	2.23	108.29	105.14
1	2	286	4AC	C1'-N1-C6	-2.22	116.01	120.84
1	2	53	4AC	O2-C2-N3	-2.21	118.74	122.33
1	2	703	4AC	C1'-N1-C6	-2.17	116.11	120.84
31	4	54	5MU	C1'-N1-C6	-2.17	117.51	121.12
1	2	636	4AC	CM7-C7-N4	-2.16	111.56	115.29
1	2	703	4AC	CM7-C7-N4	-2.15	111.58	115.29
1	2	868	4AC	N4-C4-N3	2.15	117.46	113.85
1	2	648	4AC	C1'-N1-C2	2.14	123.20	118.42
1	2	939	5MC	N4-C4-N3	2.13	122.36	118.48
1	2	828	4AC	CM7-C7-N4	-2.12	111.62	115.29
1	2	751	4AC	N4-C4-N3	2.11	117.39	113.85
1	2	648	4AC	C4-N3-C2	-2.11	117.25	120.12
1	2	373	A2M	C3'-C2'-C1'	2.09	106.81	102.89
1	2	731	4AC	O2-C2-N3	-2.08	118.95	122.33
1	2	394	4AC	O7-C7-CM7	-2.07	118.22	122.06
1	2	839	4AC	O2-C2-N3	-2.04	119.01	122.33
1	2	1467	UR3	O3'-C3'-C2'	-2.04	105.22	111.82
1	2	718	4AC	C5-C4-N4	-2.04	119.38	122.92
1	2	1147	4AC	C1'-N1-C6	-2.01	116.45	120.84

*Continued on next page...*



*Continued from previous page...*

Mol	Chain	Res	Type	Atoms	Z	Observed(°)	Ideal(°)
1	2	17	4AC	O2-C2-N3	-2.00	119.07	122.33
1	2	379	4AC	O2-C2-N3	-2.00	119.07	122.33

There are no chirality outliers.

All (76) torsion outliers are listed below:

Mol	Chain	Res	Type	Atoms
1	2	250	LHH	C1'-C2'-O2'-C1
1	2	286	4AC	C3'-C4'-C5'-O5'
1	2	373	A2M	C1'-C2'-O2'-CM'
1	2	379	4AC	C3'-C4'-C5'-O5'
1	2	511	4AC	O4'-C4'-C5'-O5'
1	2	511	4AC	C3'-C4'-C5'-O5'
1	2	546	4AC	C3'-C4'-C5'-O5'
1	2	648	4AC	O4'-C4'-C5'-O5'
1	2	848	4AC	O4'-C4'-C5'-O5'
1	2	868	4AC	C3'-C4'-C5'-O5'
1	2	1028	4AC	O4'-C4'-C5'-O5'
1	2	1147	4AC	C3'-C4'-C5'-O5'
1	2	1239	4AC	C3'-C4'-C5'-O5'
1	2	1467	UR3	C2'-C1'-N1-C6
31	4	8	4SU	C2'-C1'-N1-C2
31	4	8	4SU	C2'-C1'-N1-C6
31	4	20	H2U	O4'-C1'-N1-C6
1	2	379	4AC	O4'-C4'-C5'-O5'
1	2	546	4AC	O4'-C4'-C5'-O5'
1	2	648	4AC	C3'-C4'-C5'-O5'
1	2	731	4AC	O4'-C4'-C5'-O5'
1	2	731	4AC	C3'-C4'-C5'-O5'
1	2	848	4AC	C3'-C4'-C5'-O5'
1	2	868	4AC	O4'-C4'-C5'-O5'
1	2	1028	4AC	C3'-C4'-C5'-O5'
1	2	1202	5MC	C3'-C4'-C5'-O5'
1	2	1239	4AC	O4'-C4'-C5'-O5'
1	2	1467	UR3	O4'-C4'-C5'-O5'
31	4	8	4SU	O4'-C1'-N1-C2
1	2	479	4AC	O4'-C4'-C5'-O5'
1	2	1147	4AC	O4'-C4'-C5'-O5'
1	2	1202	5MC	O4'-C4'-C5'-O5'
1	2	1376	OMC	C3'-C4'-C5'-O5'
1	2	1376	OMC	O4'-C4'-C5'-O5'
1	2	1467	UR3	C3'-C4'-C5'-O5'

*Continued on next page...*

*Continued from previous page...*

Mol	Chain	Res	Type	Atoms
1	2	1467	UR3	C2'-C1'-N1-C2
1	2	286	4AC	O4'-C4'-C5'-O5'
31	4	8	4SU	O4'-C1'-N1-C6
1	2	1184	4AC	O4'-C4'-C5'-O5'
1	2	626	4AC	O4'-C4'-C5'-O5'
1	2	1184	4AC	C3'-C4'-C5'-O5'
1	2	938	B8H	O4'-C4'-C5'-O5'
1	2	851	4AC	C2'-C1'-N1-C6
1	2	319	4AC	O4'-C4'-C5'-O5'
1	2	938	B8H	C3'-C4'-C5'-O5'
1	2	1378	5HM	C4-C5-CM5-OM5
31	4	32	OMC	C2'-C1'-N1-C2
1	2	479	4AC	C3'-C4'-C5'-O5'
1	2	851	4AC	O4'-C1'-N1-C6
1	2	1467	UR3	O4'-C1'-N1-C6
1	2	394	4AC	C4'-C5'-O5'-P
31	4	32	OMC	C2'-C1'-N1-C6
31	4	20	H2U	C2'-C1'-N1-C2
31	4	20	H2U	C2'-C1'-N1-C6
1	2	1467	UR3	O4'-C1'-N1-C2
31	4	20	H2U	O4'-C1'-N1-C2
1	2	286	4AC	C2'-C1'-N1-C6
1	2	851	4AC	O4'-C1'-N1-C2
1	2	286	4AC	C2'-C1'-N1-C2
1	2	590	4AC	C2'-C1'-N1-C6
1	2	626	4AC	C3'-C4'-C5'-O5'
1	2	319	4AC	O4'-C1'-N1-C6
1	2	590	4AC	C2'-C1'-N1-C2
1	2	938	B8H	O4'-C1'-C5-C6
1	2	394	4AC	C2'-C1'-N1-C2
1	2	479	4AC	C2'-C1'-N1-C2
1	2	839	4AC	C2'-C1'-N1-C2
1	2	851	4AC	C2'-C1'-N1-C2
31	4	8	4SU	C4'-C5'-O5'-P
1	2	319	4AC	C2'-C1'-N1-C6
1	2	957	4AC	C2'-C1'-N1-C2
31	4	54	5MU	C2'-C1'-N1-C2
1	2	319	4AC	C3'-C4'-C5'-O5'
1	2	1378	5HM	C6-C5-CM5-OM5
1	2	731	4AC	C2'-C1'-N1-C2
1	2	286	4AC	C4'-C5'-O5'-P

There are no ring outliers.

47 monomers are involved in 149 short contacts:

Mol	Chain	Res	Type	Clashes	Symm-Clashes
1	2	546	4AC	2	0
1	2	938	B8H	1	0
1	2	939	5MC	1	0
31	4	54	5MU	3	0
1	2	636	4AC	2	0
1	2	1469	6MZ	2	0
1	2	828	4AC	3	0
1	2	1378	5HM	4	0
1	2	751	4AC	1	0
1	2	53	4AC	1	0
1	2	373	A2M	7	0
1	2	1193	4AC	3	0
1	2	1376	OMC	2	0
31	4	32	OMC	3	0
1	2	1487	MA6	4	0
1	2	1233	4AC	6	0
31	4	55	PSU	3	0
1	2	511	4AC	1	0
1	2	1147	4AC	5	0
1	2	1488	MA6	3	0
1	2	319	4AC	3	0
1	2	590	4AC	2	0
1	2	648	4AC	5	0
1	2	718	4AC	4	0
31	4	20	H2U	1	0
1	2	703	4AC	6	0
1	2	851	4AC	6	0
1	2	1041	4AC	4	0
1	2	379	4AC	2	0
1	2	394	4AC	4	0
1	2	731	4AC	4	0
1	2	848	4AC	2	0
1	2	1202	5MC	3	0
1	2	1028	4AC	2	0
1	2	1239	4AC	5	0
1	2	839	4AC	7	0
1	2	1184	4AC	4	0
1	2	1467	UR3	4	0
1	2	17	4AC	3	0
1	2	868	4AC	3	0
1	2	957	4AC	4	0
31	4	8	4SU	2	0

*Continued on next page...*

Continued from previous page...

Mol	Chain	Res	Type	Clashes	Symm-Clashes
1	2	286	4AC	1	0
1	2	1479	4AC	5	0
1	2	626	4AC	1	0
1	2	303	4AC	3	0
1	2	479	4AC	4	0

## 5.5 Carbohydrates [i](#)

There are no monosaccharides in this entry.

## 5.6 Ligand geometry [i](#)

Of 42 ligands modelled in this entry, 40 are monoatomic - leaving 2 for Mogul analysis.

In the following table, the Counts columns list the number of bonds (or angles) for which Mogul statistics could be retrieved, the number of bonds (or angles) that are observed in the model and the number of bonds (or angles) that are defined in the Chemical Component Dictionary. The Link column lists molecule types, if any, to which the group is linked. The Z score for a bond length (or angle) is the number of standard deviations the observed value is removed from the expected value. A bond length (or angle) with  $|Z| > 2$  is considered an outlier worth inspection. RMSZ is the root-mean-square of all Z scores of the bond lengths (or angles).

Mol	Type	Chain	Res	Link	Bond lengths			Bond angles		
					Counts	RMSZ	# Z  > 2	Counts	RMSZ	# Z  > 2
38	MET	7	501	-	6,7,8	0.50	0	2,7,9	0.39	0
39	GNP	7	502	36	29,34,34	1.58	7 (24%)	33,54,54	2.14	7 (21%)

In the following table, the Chirals column lists the number of chiral outliers, the number of chiral centers analysed, the number of these observed in the model and the number defined in the Chemical Component Dictionary. Similar counts are reported in the Torsion and Rings columns. '-' means no outliers of that kind were identified.

Mol	Type	Chain	Res	Link	Chirals	Torsions	Rings
38	MET	7	501	-	-	2/5/6/8	-
39	GNP	7	502	36	-	7/14/38/38	0/3/3/3

All (7) bond length outliers are listed below:

Mol	Chain	Res	Type	Atoms	Z	Observed(Å)	Ideal(Å)
39	7	502	GNP	PB-O3A	4.26	1.64	1.59
39	7	502	GNP	PB-O1B	3.18	1.51	1.46

Continued on next page...

Continued from previous page...

Mol	Chain	Res	Type	Atoms	Z	Observed(Å)	Ideal(Å)
39	7	502	GNP	C6-N1	2.97	1.38	1.33
39	7	502	GNP	PG-N3B	2.80	1.70	1.63
39	7	502	GNP	PG-O1G	2.60	1.50	1.46
39	7	502	GNP	C5-C6	2.08	1.44	1.41
39	7	502	GNP	PB-O2B	-2.07	1.51	1.56

All (7) bond angle outliers are listed below:

Mol	Chain	Res	Type	Atoms	Z	Observed(°)	Ideal(°)
39	7	502	GNP	C5-C6-N1	-8.34	112.03	123.43
39	7	502	GNP	C2-N1-C6	5.83	125.19	115.93
39	7	502	GNP	PB-O3A-PA	-2.95	122.22	132.62
39	7	502	GNP	N3-C2-N1	-2.85	123.42	127.22
39	7	502	GNP	C4-C5-C6	-2.70	118.22	120.80
39	7	502	GNP	O3G-PG-O1G	-2.32	107.63	113.45
39	7	502	GNP	C2-N3-C4	-2.08	112.98	115.36

There are no chirality outliers.

All (9) torsion outliers are listed below:

Mol	Chain	Res	Type	Atoms
39	7	502	GNP	PB-N3B-PG-O1G
39	7	502	GNP	PG-N3B-PB-O1B
39	7	502	GNP	C5'-O5'-PA-O3A
39	7	502	GNP	O4'-C4'-C5'-O5'
38	7	501	MET	CA-CB-CG-SD
38	7	501	MET	N-CA-CB-CG
39	7	502	GNP	C5'-O5'-PA-O1A
39	7	502	GNP	C3'-C4'-C5'-O5'
39	7	502	GNP	C4'-C5'-O5'-PA

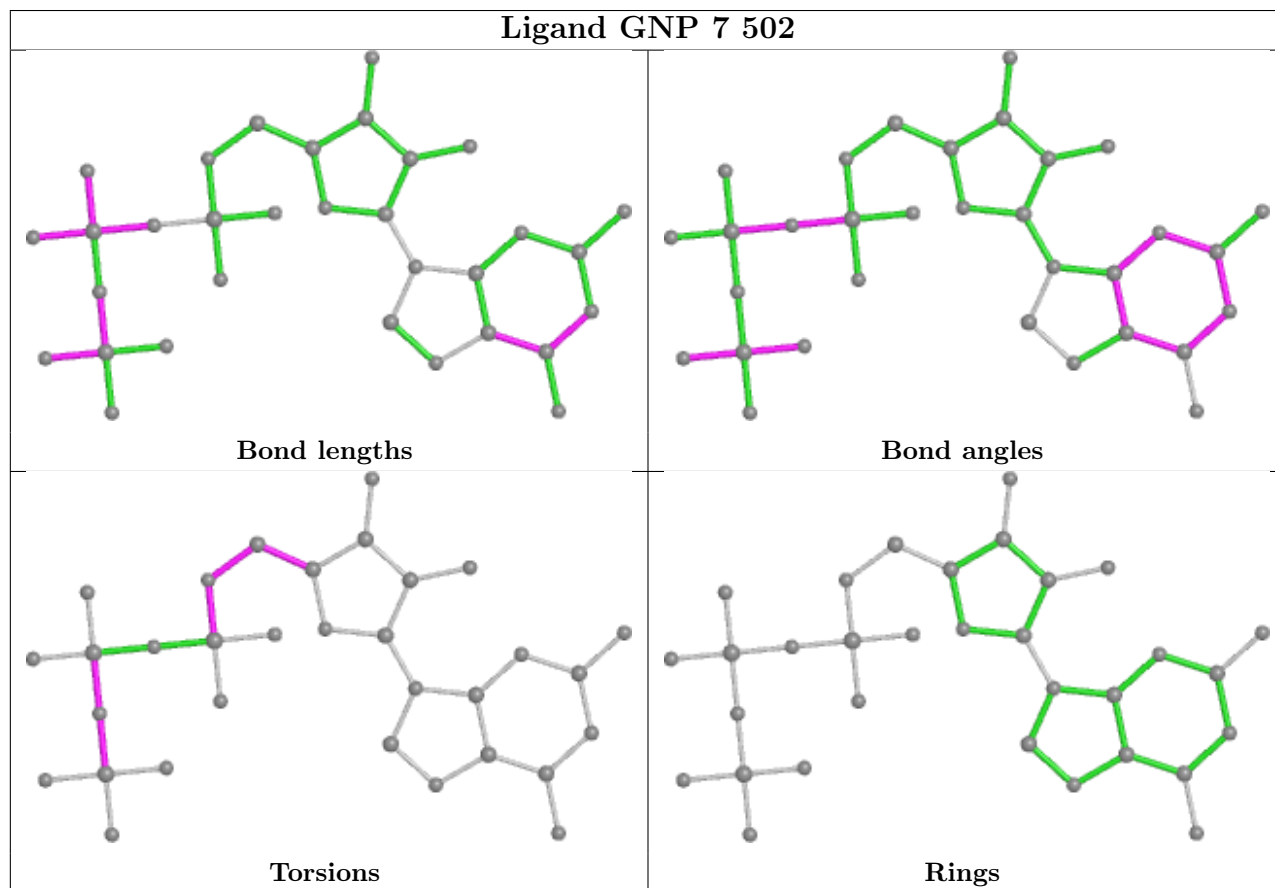
There are no ring outliers.

2 monomers are involved in 6 short contacts:

Mol	Chain	Res	Type	Clashes	Symm-Clashes
38	7	501	MET	2	0
39	7	502	GNP	4	0

The following is a two-dimensional graphical depiction of Mogul quality analysis of bond lengths, bond angles, torsion angles, and ring geometry for all instances of the Ligand of Interest. In addition, ligands with molecular weight > 250 and outliers as shown on the validation Tables will

also be included. For torsion angles, if less than 5% of the Mogul distribution of torsion angles is within 10 degrees of the torsion angle in question, then that torsion angle is considered an outlier. Any bond that is central to one or more torsion angles identified as an outlier by Mogul will be highlighted in the graph. For rings, the root-mean-square deviation (RMSD) between the ring in question and similar rings identified by Mogul is calculated over all ring torsion angles. If the average RMSD is greater than 60 degrees and the minimal RMSD between the ring in question and any Mogul-identified rings is also greater than 60 degrees, then that ring is considered an outlier. The outliers are highlighted in purple. The color gray indicates Mogul did not find sufficient equivalents in the CSD to analyse the geometry.



## 5.7 Other polymers [i](#)

There are no such residues in this entry.

## 5.8 Polymer linkage issues [i](#)

The following chains have linkage breaks:

Mol	Chain	Number of breaks
35	9	2
34	8	1

*Continued on next page...*

*Continued from previous page...*

Mol	Chain	Number of breaks
9	H	1

All chain breaks are listed below:

Model	Chain	Residue-1	Atom-1	Residue-2	Atom-2	Distance (Å)
1	8	19:PRO	C	28:GLN	N	14.63
1	9	47:SER	C	53:ASN	N	11.57
1	9	169:SER	C	175:ARG	N	8.00
1	H	194:LYS	C	195:ASP	N	1.20

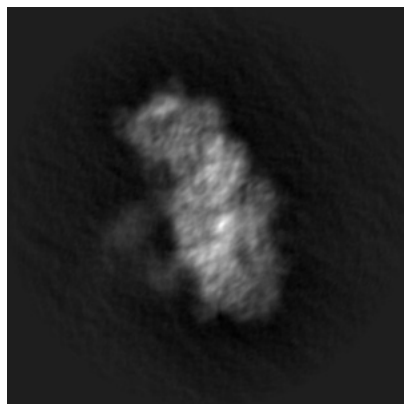
## 6 Map visualisation [i](#)

This section contains visualisations of the EMDB entry EMD-10320. These allow visual inspection of the internal detail of the map and identification of artifacts.

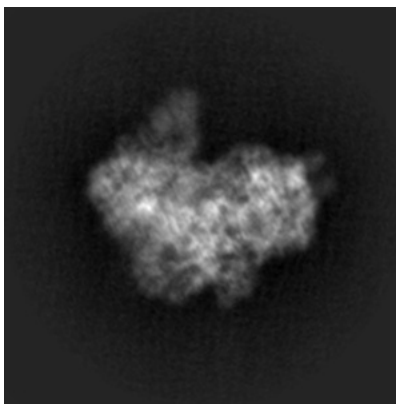
Images derived from a raw map, generated by summing the deposited half-maps, are presented below the corresponding image components of the primary map to allow further visual inspection and comparison with those of the primary map.

### 6.1 Orthogonal projections [i](#)

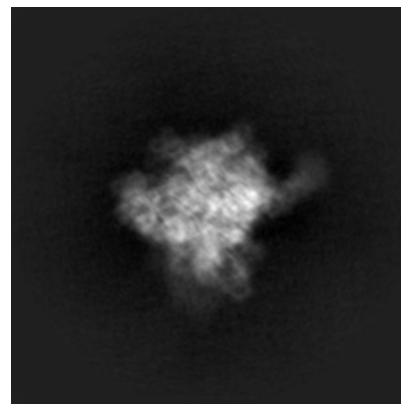
#### 6.1.1 Primary map



X

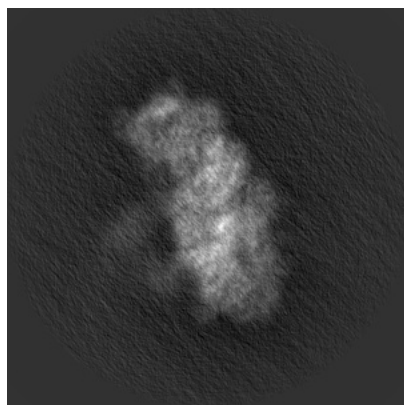


Y

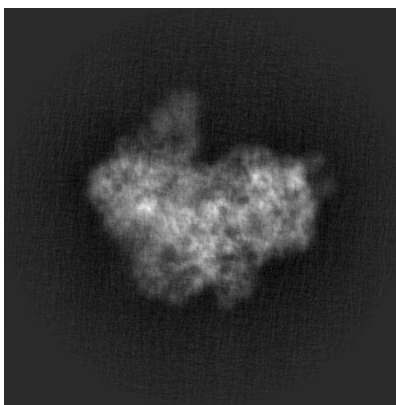


Z

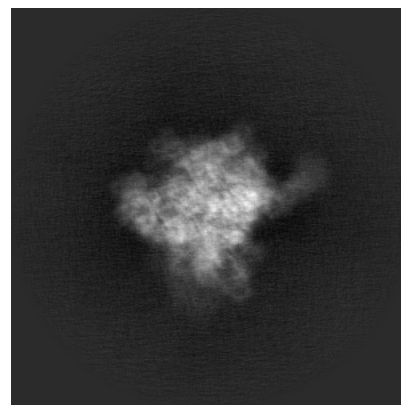
#### 6.1.2 Raw map



X



Y



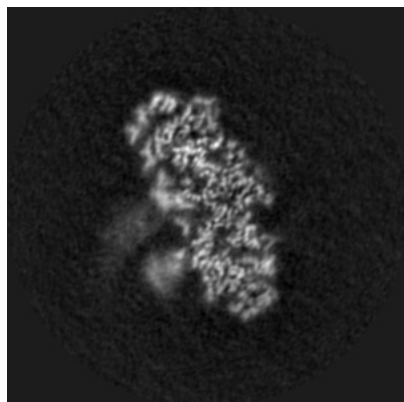
Z

The images above show the map projected in three orthogonal directions.

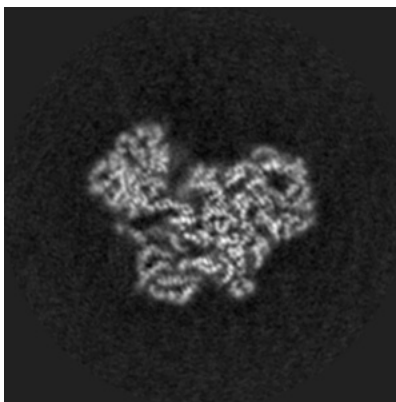


## 6.2 Central slices [i](#)

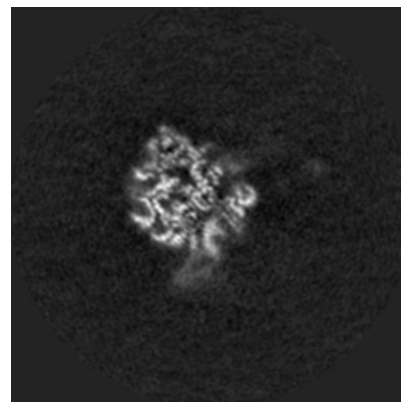
### 6.2.1 Primary map



X Index: 174

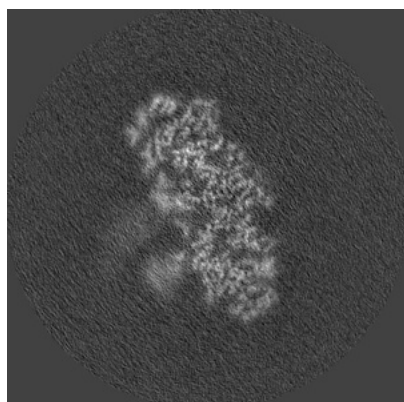


Y Index: 174

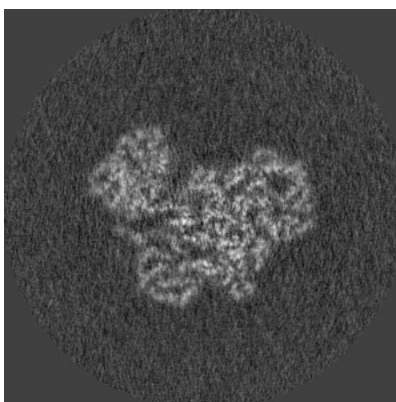


Z Index: 174

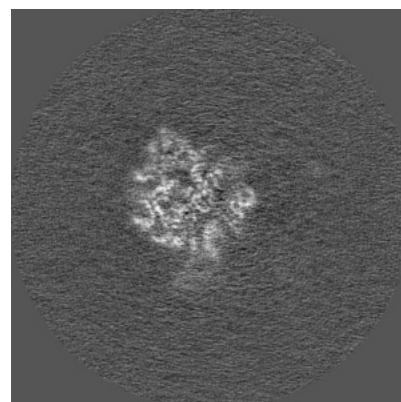
### 6.2.2 Raw map



X Index: 174



Y Index: 174

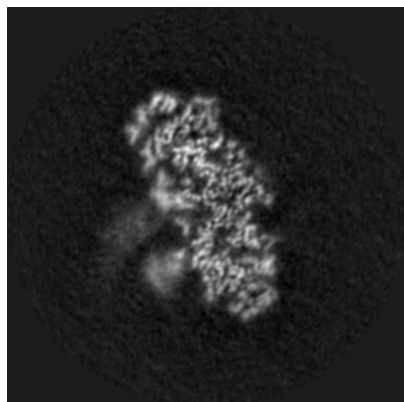


Z Index: 174

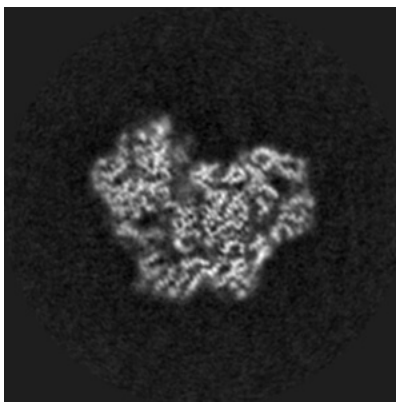
The images above show central slices of the map in three orthogonal directions.

## 6.3 Largest variance slices [i](#)

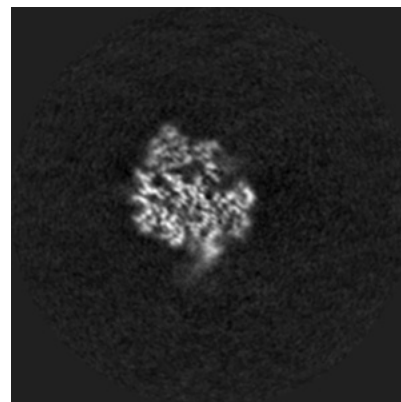
### 6.3.1 Primary map



X Index: 174

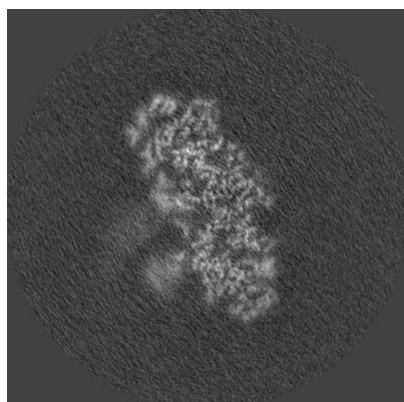


Y Index: 178

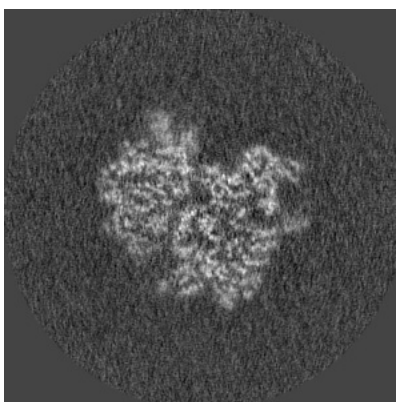


Z Index: 180

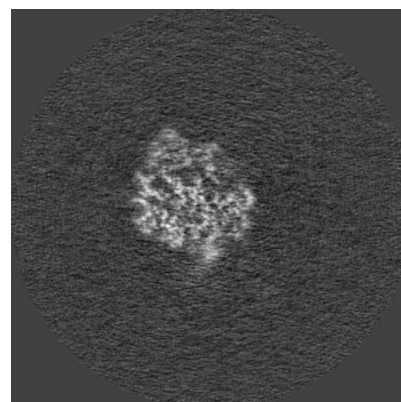
### 6.3.2 Raw map



X Index: 174



Y Index: 185

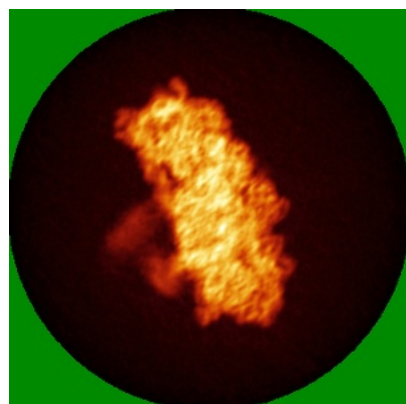


Z Index: 180

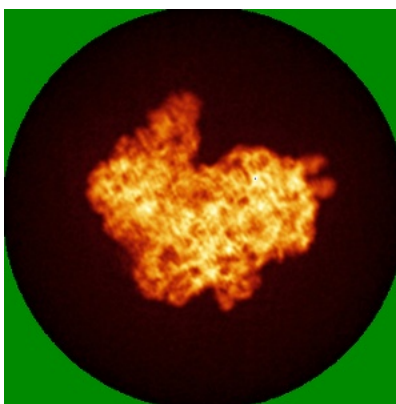
The images above show the largest variance slices of the map in three orthogonal directions.

## 6.4 Orthogonal standard-deviation projections (False-color) [i](#)

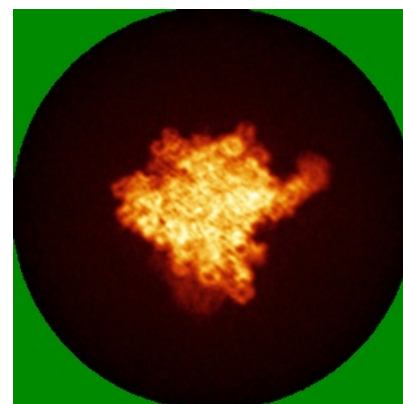
### 6.4.1 Primary map



X

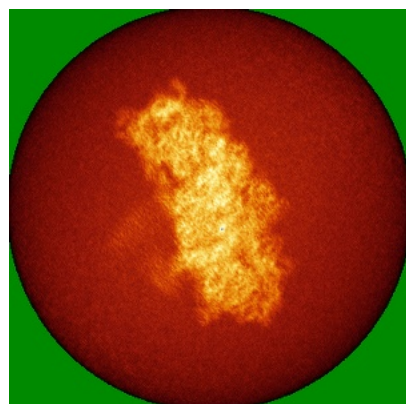


Y




Z


### 6.4.2 Raw map



X



Y



Z

The images above show the map standard deviation projections with false color in three orthogonal directions. Minimum values are shown in green, max in blue, and dark to light orange shades represent small to large values respectively.

## 6.5 Orthogonal surface views [i](#)

### 6.5.1 Primary map



X



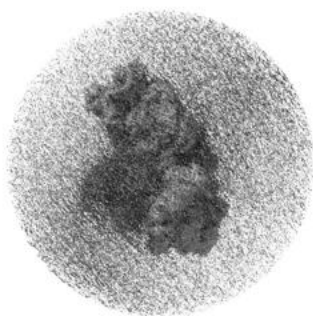
Y




Z

The images above show the 3D surface view of the map at the recommended contour level 0.004. These images, in conjunction with the slice images, may facilitate assessment of whether an appropriate contour level has been provided.

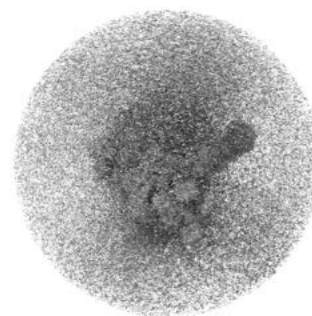
### 6.5.2 Raw map



X



Y



Z

These images show the 3D surface of the raw map. The raw map's contour level was selected so that its surface encloses the same volume as the primary map does at its recommended contour level.

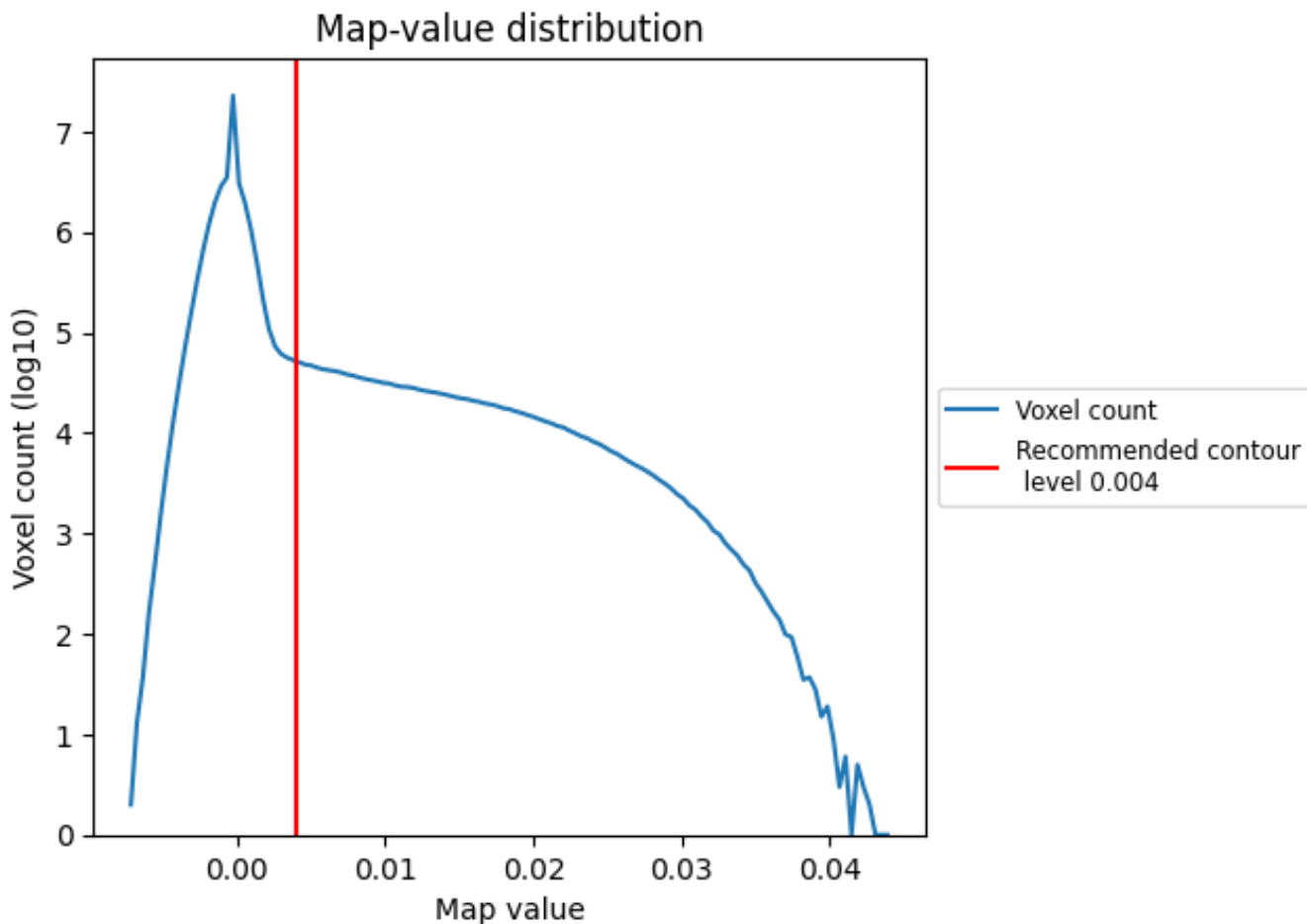
## 6.6 Mask visualisation [i](#)

This section was not generated. No masks/segmentation were deposited.

## 7 Map analysis [i](#)

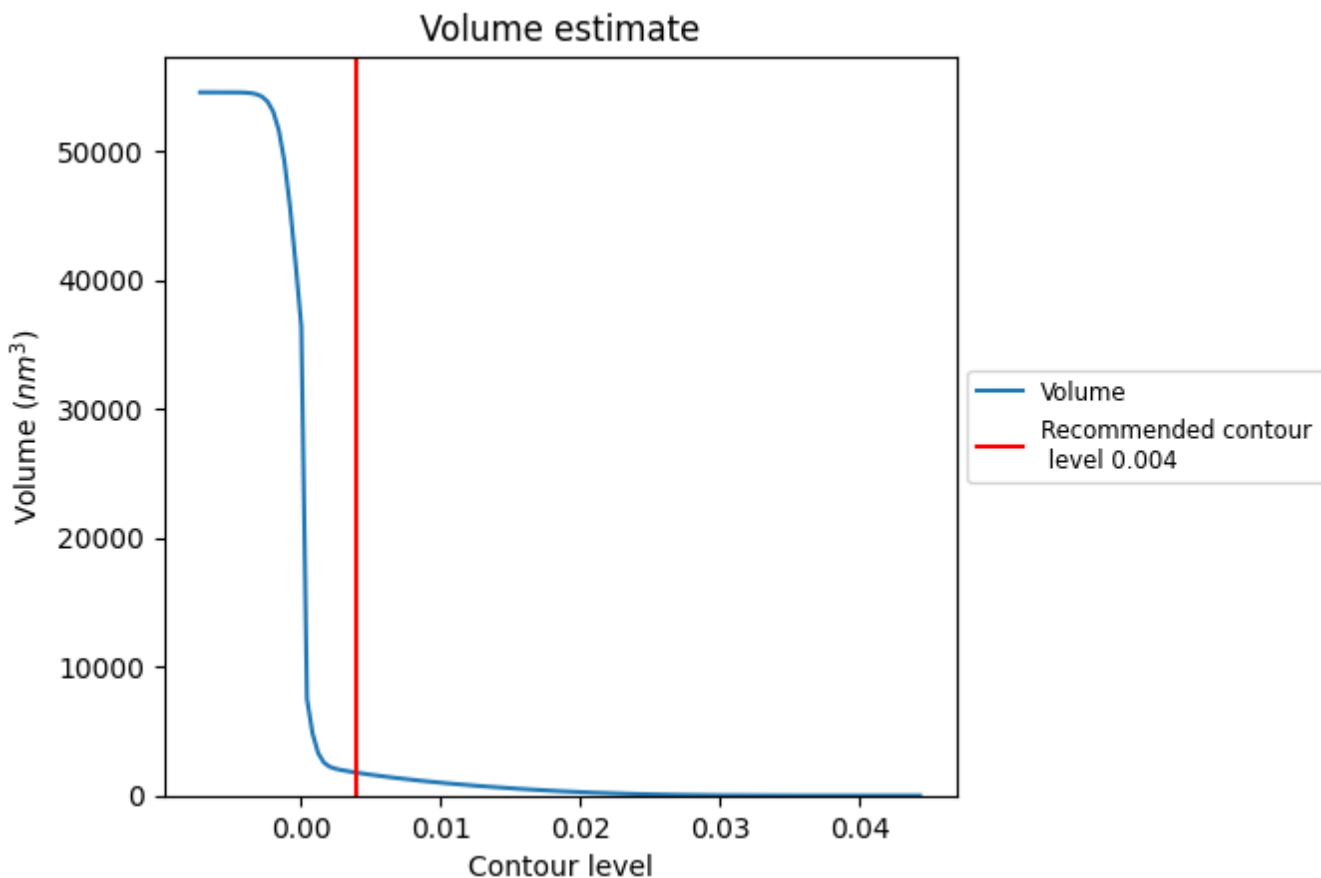
This section contains the results of statistical analysis of the map.

### 7.1 Map-value distribution [i](#)



The map-value distribution is plotted in 128 intervals along the x-axis. The y-axis is logarithmic. A spike in this graph at zero usually indicates that the volume has been masked.

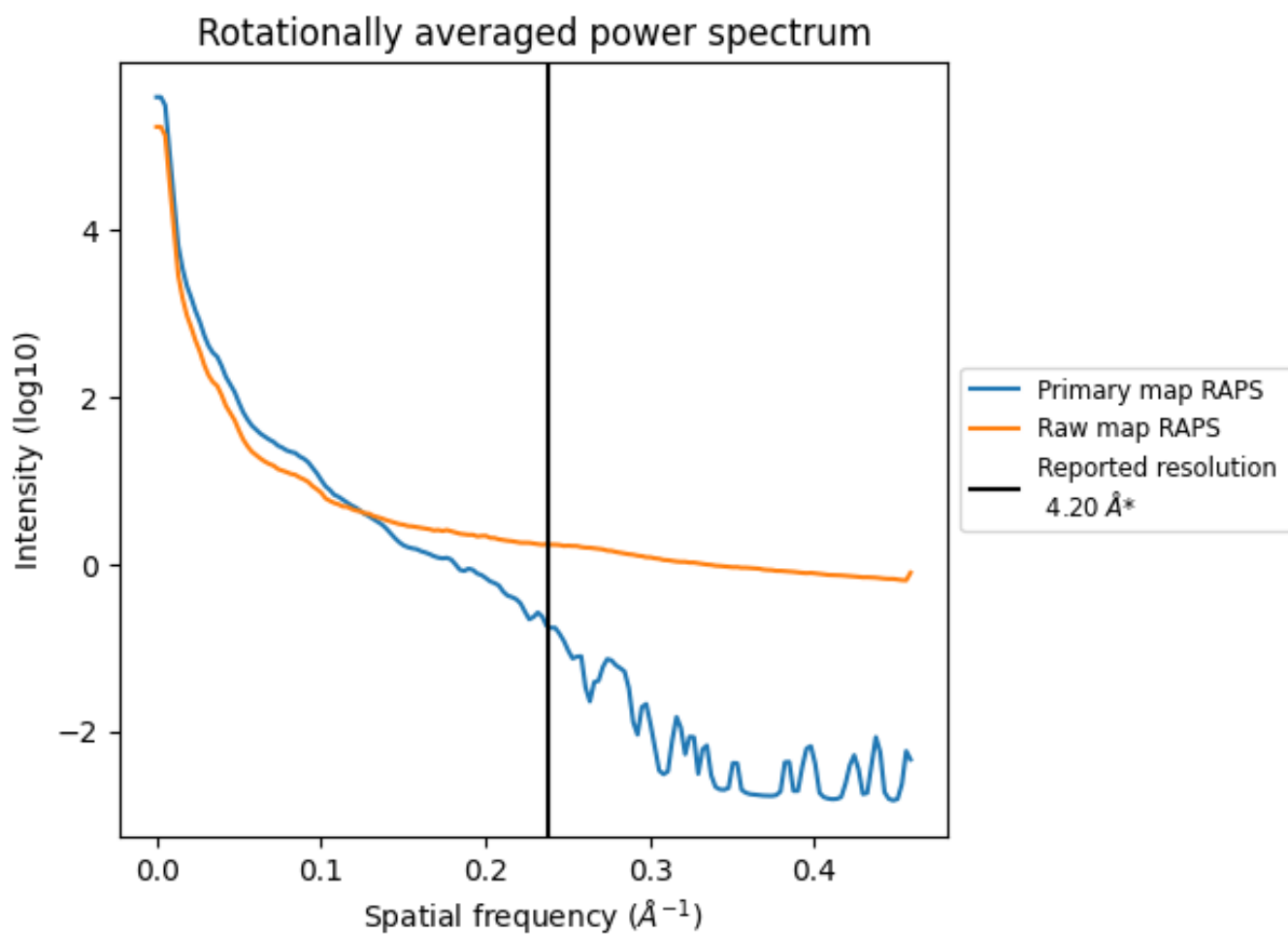
## 7.2 Volume estimate [i](#)



The volume at the recommended contour level is 1784 nm<sup>3</sup>; this corresponds to an approximate mass of 1611 kDa.

The volume estimate graph shows how the enclosed volume varies with the contour level. The recommended contour level is shown as a vertical line and the intersection between the line and the curve gives the volume of the enclosed surface at the given level.

### 7.3 Rotationally averaged power spectrum [i](#)

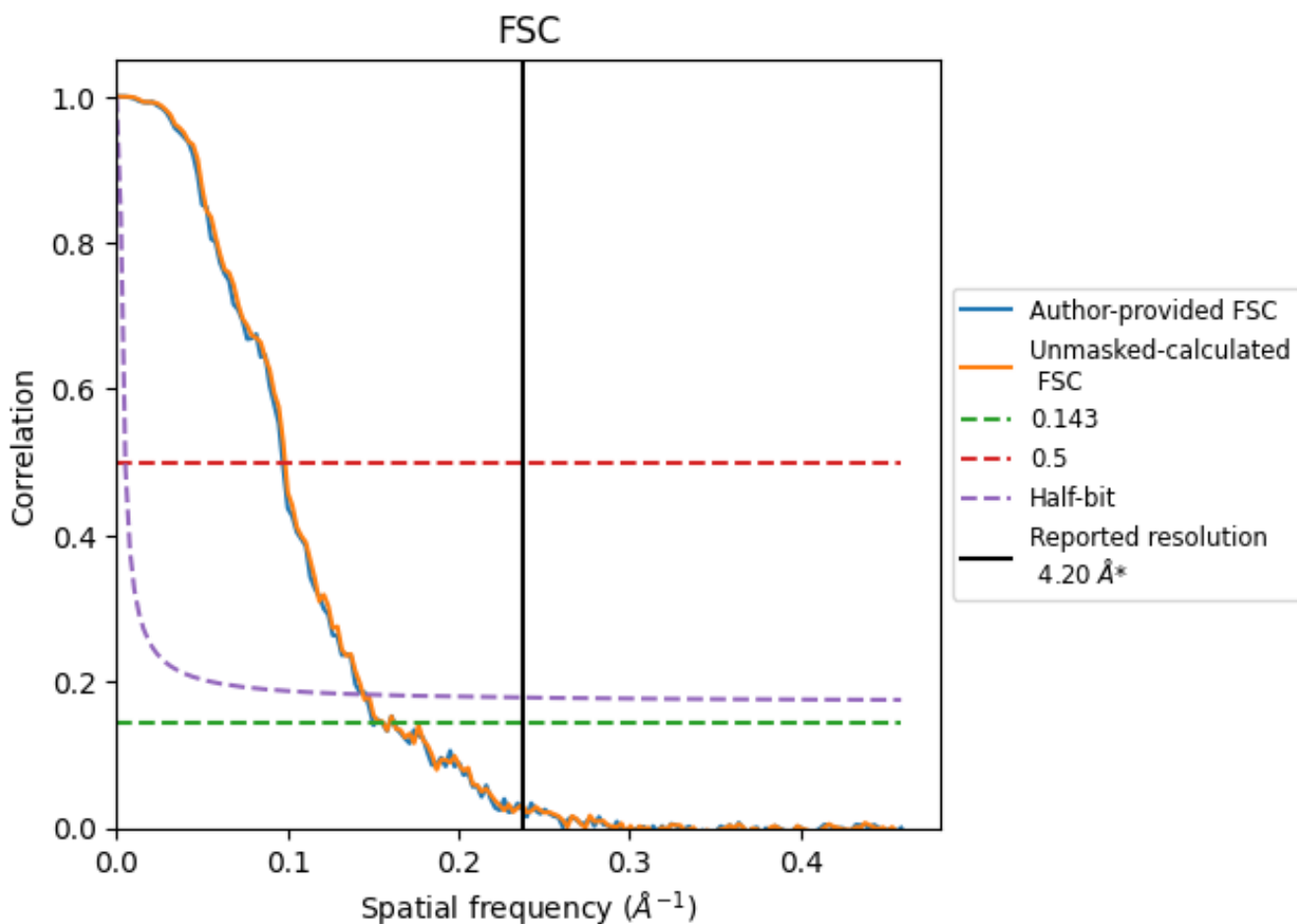


\*Reported resolution corresponds to spatial frequency of 0.238 Å<sup>-1</sup>

## 8 Fourier-Shell correlation [i](#)

Fourier-Shell Correlation (FSC) is the most commonly used method to estimate the resolution of single-particle and subtomogram-averaged maps. The shape of the curve depends on the imposed symmetry, mask and whether or not the two 3D reconstructions used were processed from a common reference. The reported resolution is shown as a black line. A curve is displayed for the half-bit criterion in addition to lines showing the 0.143 gold standard cut-off and 0.5 cut-off.

### 8.1 FSC [i](#)



\*Reported resolution corresponds to spatial frequency of 0.238 Å<sup>-1</sup>



## 8.2 Resolution estimates [i](#)

Resolution estimate (Å)	Estimation criterion (FSC cut-off)		
	0.143	0.5	Half-bit
Reported by author	4.20	-	-
Author-provided FSC curve	6.67	10.29	6.87
Unmasked-calculated*	6.41	10.14	6.93

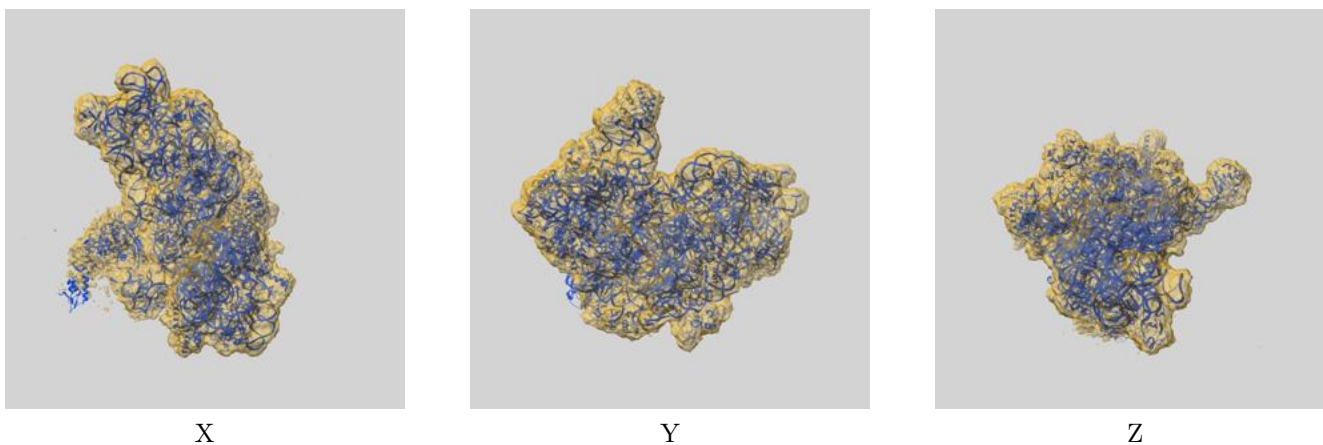
\*Resolution estimate based on FSC curve calculated by comparison of deposited half-maps. The value from author-provided FSC intersecting FSC 0.143 CUT-OFF 6.67 differs from the reported value 4.2 by more than 10 %

The value from deposited half-maps intersecting FSC 0.143 CUT-OFF 6.41 differs from the reported value 4.2 by more than 10 %

## 9 Map-model fit [i](#)

This section contains information regarding the fit between EMDB map EMD-10320 and PDB model 6SW9. Per-residue inclusion information can be found in section 3 on page 13.

### 9.1 Map-model overlay [i](#)



The images above show the 3D surface view of the map at the recommended contour level 0.004 at 50% transparency in yellow overlaid with a ribbon representation of the model coloured in blue. These images allow for the visual assessment of the quality of fit between the atomic model and the map.

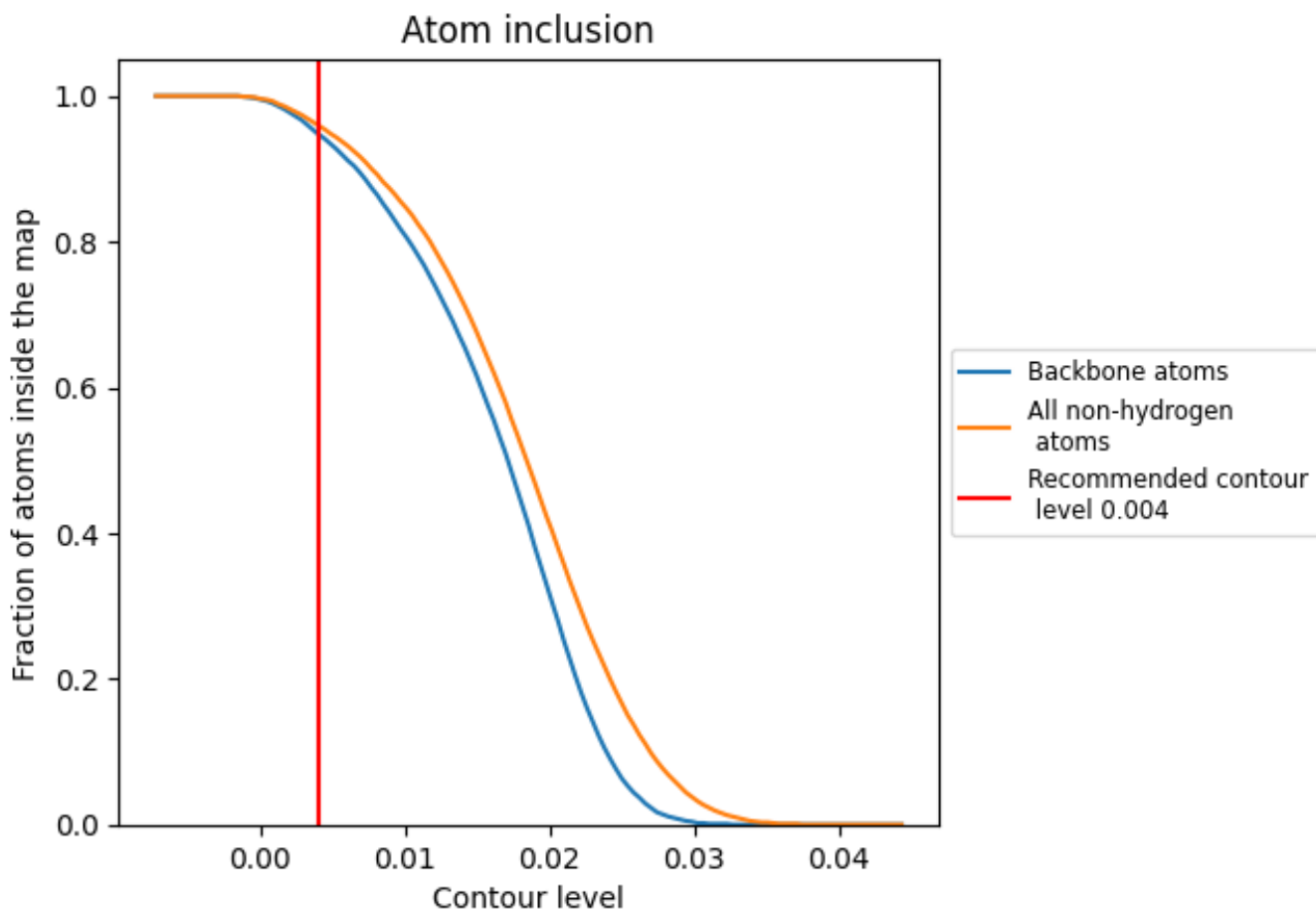
## 9.2 Q-score mapped to coordinate model [i](#)

This section was not generated.

## 9.3 Atom inclusion mapped to coordinate model [i](#)

This section was not generated.





































## 9.4 Atom inclusion [i](#)



At the recommended contour level, 95% of all backbone atoms, 96% of all non-hydrogen atoms, are inside the map.

## 9.5 Map-model fit summary

The table lists the average atom inclusion at the recommended contour level (0.004) and Q-score for the entire model and for each chain.

Chain	Atom inclusion
All	 0.9600
0	 0.9970
2	 1.0000
3	 1.0000
4	 0.9870
5	 0.9980
6	 1.0000
7	 0.8600
8	 0.2740
9	 0.2580
A	 0.9960
B	 0.9970
C	 0.9940
D	 1.0000
E	 0.9990
F	 0.9930
G	 0.9980
H	 0.9960
I	 0.9980
J	 0.9980
K	 0.9980
L	 0.9980
M	 1.0000
N	 0.9980
O	 0.9980
P	 1.0000
Q	 0.9980
R	 0.9990
S	 0.9850
T	 0.9930
U	 0.9980
V	 0.9990
W	 0.9960
X	 1.0000
Y	 0.9900
Z	 0.9950

