



Full wwPDB EM Validation Report ⓘ

Dec 16, 2024 – 04:01 PM EST

PDB ID : 6UQO
EMDB ID : EMD-20851
Title : ClpA/ClpP Engaged State bound to RepA-GFP
Authors : Lopez, K.L.; Rizo, A.N.; Southworth, D.R.
Deposited on : 2019-10-21
Resolution : 3.10 Å (reported)

This is a Full wwPDB EM Validation Report for a publicly released PDB entry.

We welcome your comments at validation@mail.wwpdb.org

A user guide is available at

<https://www.wwpdb.org/validation/2017/EMValidationReportHelp>

with specific help available everywhere you see the ⓘ symbol.

The types of validation reports are described at

<http://www.wwpdb.org/validation/2017/FAQs#types>.

The following versions of software and data (see [references ⓘ](#)) were used in the production of this report:

EMDB validation analysis : 0.0.1.dev113
Mogul : 2022.3.0, CSD as543be (2022)
MolProbity : 4.02b-467
buster-report : 1.1.7 (2018)
Percentile statistics : 20231227.v01 (using entries in the PDB archive December 27th 2023)
MapQ : 1.9.13
Ideal geometry (proteins) : Engh & Huber (2001)
Ideal geometry (DNA, RNA) : Parkinson et al. (1996)
Validation Pipeline (wwPDB-VP) : 2.40

Continued from previous page...

Mol	Chain	Length	Quality of chain
2	I	192	 91% 8%
2	J	192	 90% 9%
2	K	192	 90% 10%
2	L	192	 85% 12%
2	M	192	 88% 8%
2	N	192	 91% 9%
2	O	192	 89% 10%
2	P	192	 90% 9%
2	Q	192	 89% 10%
2	R	192	 90% 10%
2	S	192	 88% 11%
2	T	192	 90% 9%
3	X	9	 33% 67%
3	Y	9	 11% 89%

The following table lists non-polymeric compounds, carbohydrate monomers and non-standard residues in protein, DNA, RNA chains that are outliers for geometric or electron-density-fit criteria:

Mol	Type	Chain	Res	Chirality	Geometry	Clashes	Electron density
4	ADP	A	801	X	-	-	-
4	ADP	A	802	X	-	-	-
4	ADP	E	801	X	-	X	-
4	ADP	F	801	X	-	X	-
4	ADP	F	802	X	-	-	-
5	AGS	B	801	X	-	-	-
5	AGS	B	802	X	-	-	-
5	AGS	C	801	X	-	-	-
5	AGS	C	802	X	-	-	-
5	AGS	D	801	X	-	-	-
5	AGS	D	802	X	-	-	-
5	AGS	E	802	X	-	-	-

2 Entry composition [i](#)

There are 5 unique types of molecules in this entry. The entry contains 48522 atoms, of which 0 are hydrogens and 0 are deuteriums.

In the tables below, the AltConf column contains the number of residues with at least one atom in alternate conformation and the Trace column contains the number of residues modelled with at most 2 atoms.

- Molecule 1 is a protein called ATP-dependent Clp protease ATP-binding subunit ClpA.

Mol	Chain	Residues	Atoms					AltConf	Trace
			Total	C	N	O	S		
1	A	578	4511	2841	805	851	14	0	0
1	B	578	4511	2841	805	851	14	0	0
1	C	578	4511	2841	805	851	14	0	0
1	D	578	4511	2841	805	851	14	0	0
1	E	578	4511	2841	805	851	14	0	0
1	F	578	4511	2841	805	851	14	0	0

- Molecule 2 is a protein called ATP-dependent Clp endopeptidase proteolytic subunit ClpP.

Mol	Chain	Residues	Atoms					AltConf	Trace
			Total	C	N	O	S		
2	G	192	1501	946	260	283	12	0	0
2	H	192	1501	946	260	283	12	0	0
2	I	192	1501	946	260	283	12	0	0
2	J	192	1501	946	260	283	12	0	0
2	K	192	1501	946	260	283	12	0	0
2	L	192	1501	946	260	283	12	0	0
2	M	192	1501	946	260	283	12	0	0
2	N	192	1501	946	260	283	12	0	0
2	O	192	1501	946	260	283	12	0	0

Continued on next page...

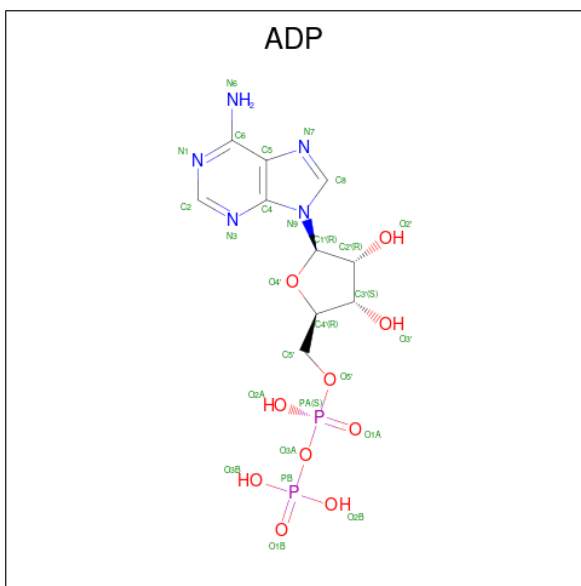
Continued from previous page...

Mol	Chain	Residues	Atoms					AltConf	Trace
2	P	192	Total	C	N	O	S	0	0
			1501	946	260	283	12		
2	Q	192	Total	C	N	O	S	0	0
			1501	946	260	283	12		
2	R	192	Total	C	N	O	S	0	0
			1501	946	260	283	12		
2	S	192	Total	C	N	O	S	0	0
			1501	946	260	283	12		
2	T	192	Total	C	N	O	S	0	0
			1501	946	260	283	12		

- Molecule 3 is a protein called RepA-GFP.

Mol	Chain	Residues	Atoms				AltConf	Trace
3	X	9	Total	C	N	O	0	0
			45	27	9	9		
3	Y	9	Total	C	N	O	0	0
			45	27	9	9		

- Molecule 4 is ADENOSINE-5'-DIPHOSPHATE (three-letter code: ADP) (formula: $C_{10}H_{15}N_5O_{10}P_2$).



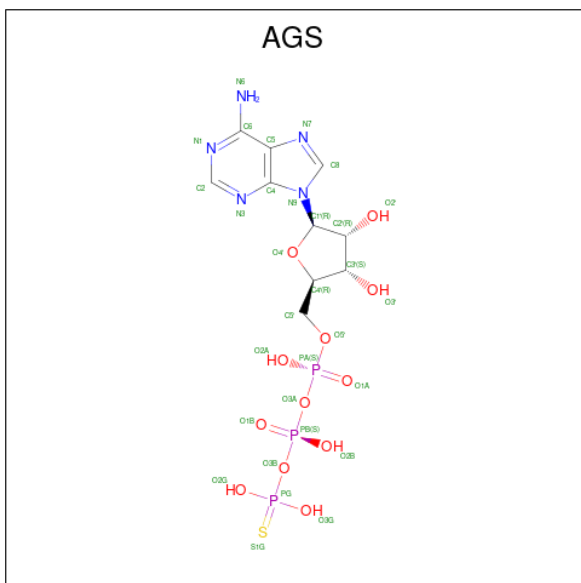
Mol	Chain	Residues	Atoms				AltConf	
4	A	1	Total	C	N	O	P	0
			27	10	5	10	2	
4	A	1	Total	C	N	O	P	0
			27	10	5	10	2	

Continued on next page...

Continued from previous page...

Mol	Chain	Residues	Atoms					AltConf
			Total	C	N	O	P	
4	E	1	Total	C	N	O	P	0
			27	10	5	10	2	
4	F	1	Total	C	N	O	P	0
			27	10	5	10	2	
4	F	1	Total	C	N	O	P	0
			27	10	5	10	2	

- Molecule 5 is PHOSPHOTHIOPHOSPHORIC ACID-ADENYLATE ESTER (three-letter code: AGS) (formula: C₁₀H₁₆N₅O₁₂P₃S).

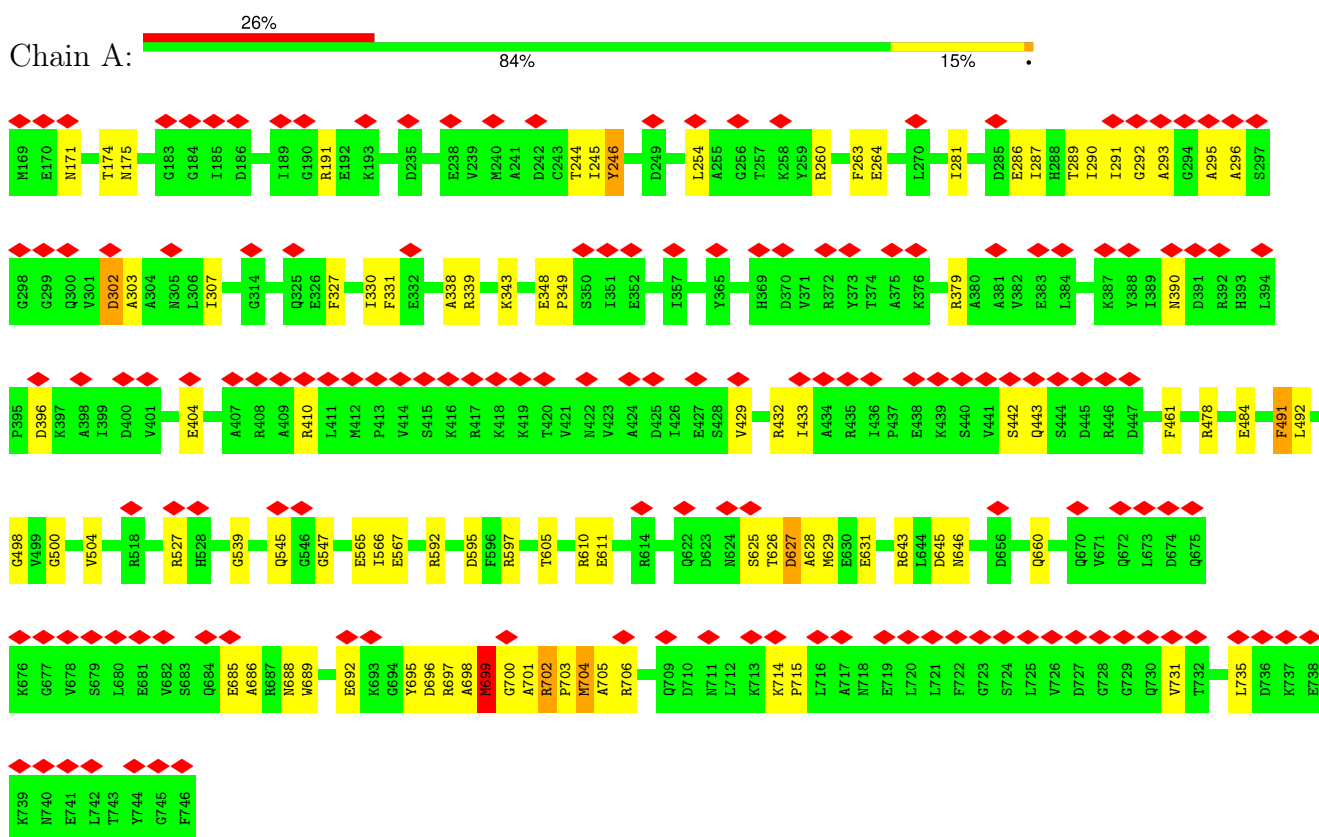


Mol	Chain	Residues	Atoms						AltConf
			Total	C	N	O	P	S	
5	B	1	Total	C	N	O	P	S	0
			31	10	5	12	3	1	
5	B	1	Total	C	N	O	P	S	0
			31	10	5	12	3	1	
5	C	1	Total	C	N	O	P	S	0
			31	10	5	12	3	1	
5	C	1	Total	C	N	O	P	S	0
			31	10	5	12	3	1	
5	D	1	Total	C	N	O	P	S	0
			31	10	5	12	3	1	
5	D	1	Total	C	N	O	P	S	0
			31	10	5	12	3	1	
5	E	1	Total	C	N	O	P	S	0
			31	10	5	12	3	1	

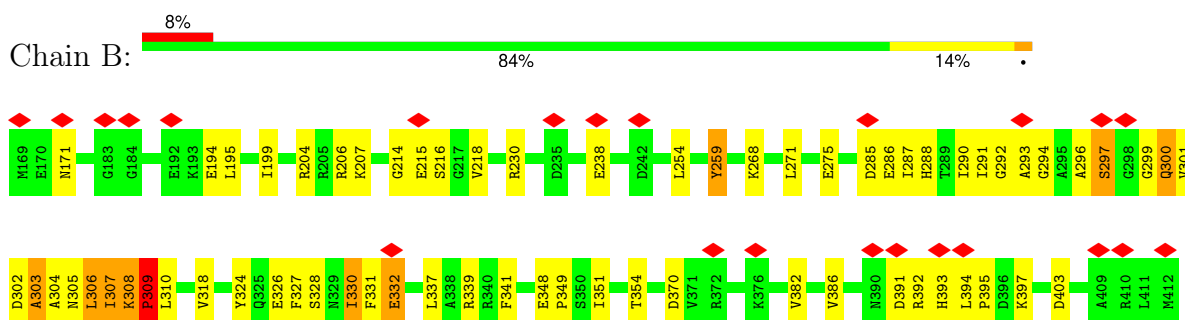
3 Residue-property plots [i](#)

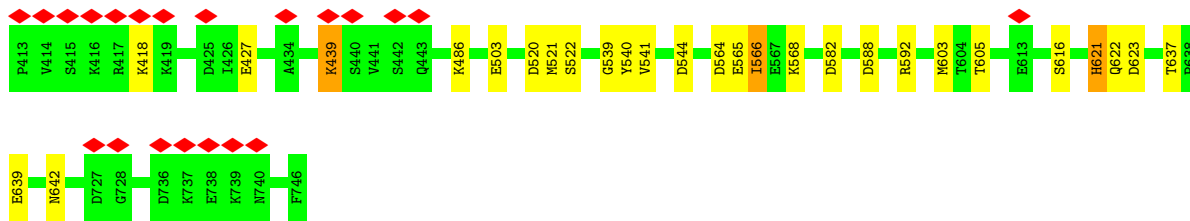
These plots are drawn for all protein, RNA, DNA and oligosaccharide chains in the entry. The first graphic for a chain summarises the proportions of the various outlier classes displayed in the second graphic. The second graphic shows the sequence view annotated by issues in geometry and atom inclusion in map density. Residues are color-coded according to the number of geometric quality criteria for which they contain at least one outlier: green = 0, yellow = 1, orange = 2 and red = 3 or more. A red diamond above a residue indicates a poor fit to the EM map for this residue (all-atom inclusion < 40%). Stretches of 2 or more consecutive residues without any outlier are shown as a green connector. Residues present in the sample, but not in the model, are shown in grey.

- Molecule 1: ATP-dependent Clp protease ATP-binding subunit ClpA

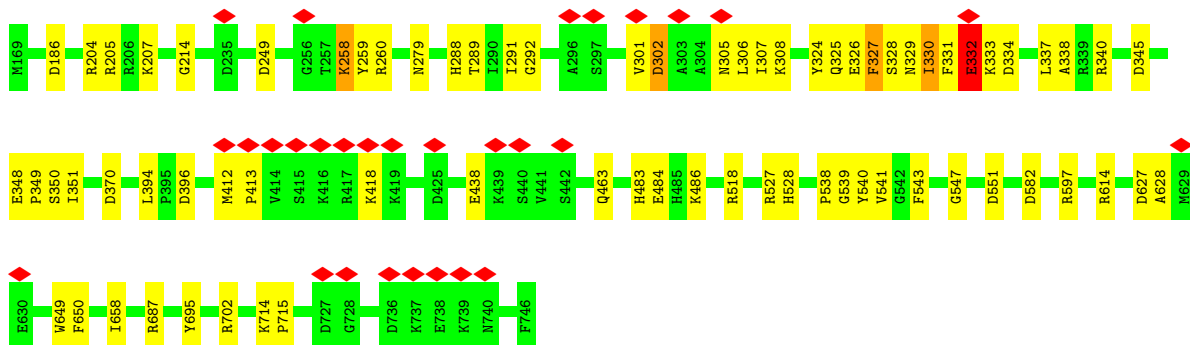
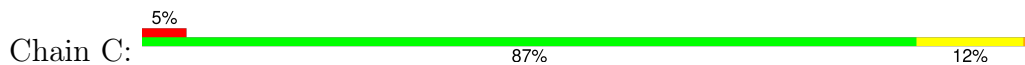


- Molecule 1: ATP-dependent Clp protease ATP-binding subunit ClpA

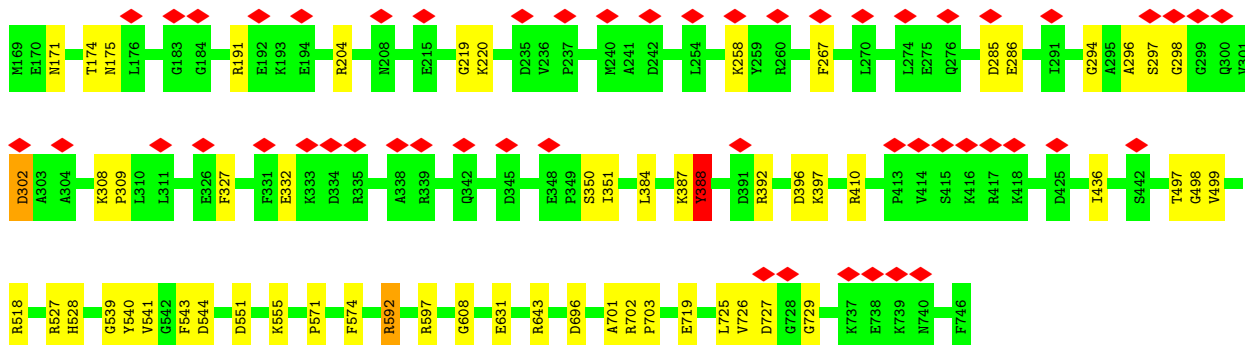
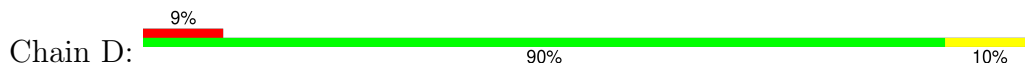




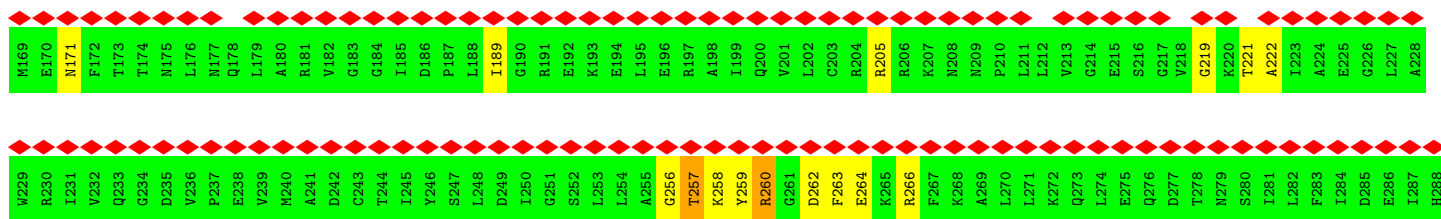
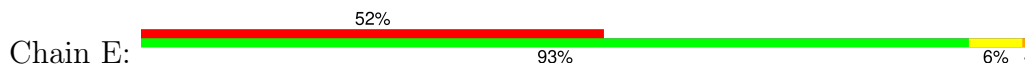
• Molecule 1: ATP-dependent Clp protease ATP-binding subunit ClpA

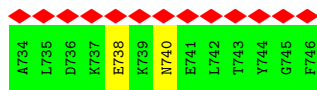


• Molecule 1: ATP-dependent Clp protease ATP-binding subunit ClpA

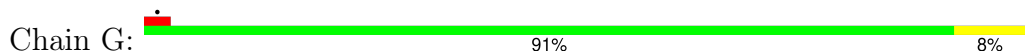


• Molecule 1: ATP-dependent Clp protease ATP-binding subunit ClpA

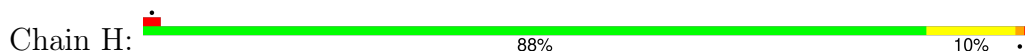




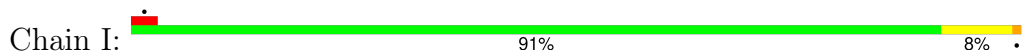
- Molecule 2: ATP-dependent Clp endopeptidase proteolytic subunit ClpP



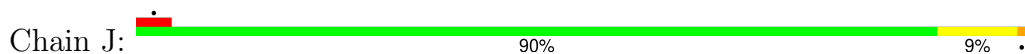
- Molecule 2: ATP-dependent Clp endopeptidase proteolytic subunit ClpP



- Molecule 2: ATP-dependent Clp endopeptidase proteolytic subunit ClpP



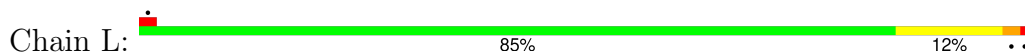
- Molecule 2: ATP-dependent Clp endopeptidase proteolytic subunit ClpP




- Molecule 2: ATP-dependent Clp endopeptidase proteolytic subunit ClpP



- Molecule 2: ATP-dependent Clp endopeptidase proteolytic subunit ClpP




- Molecule 2: ATP-dependent Clp endopeptidase proteolytic subunit ClpP

Chain M:  88% 8%




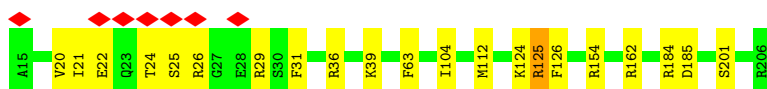
• Molecule 2: ATP-dependent Clp endopeptidase proteolytic subunit ClpP

Chain N:  5% 91% 9%




• Molecule 2: ATP-dependent Clp endopeptidase proteolytic subunit ClpP

Chain O:  89% 10%




• Molecule 2: ATP-dependent Clp endopeptidase proteolytic subunit ClpP

Chain P:  90% 9%




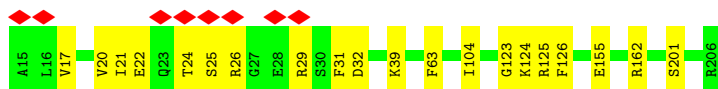
• Molecule 2: ATP-dependent Clp endopeptidase proteolytic subunit ClpP

Chain Q:  5% 89% 10%




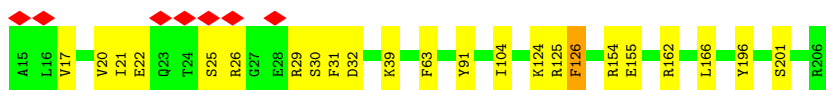
• Molecule 2: ATP-dependent Clp endopeptidase proteolytic subunit ClpP

Chain R:  90% 10%




• Molecule 2: ATP-dependent Clp endopeptidase proteolytic subunit ClpP

Chain S:  88% 11%




- Molecule 2: ATP-dependent Clp endopeptidase proteolytic subunit ClpP

Chain T:  5% 90% 9%




- Molecule 3: RepA-GFP

Chain X:  33% 33% 67%



- Molecule 3: RepA-GFP

Chain Y:  11% 89%



4 Experimental information

Property	Value	Source
EM reconstruction method	SINGLE PARTICLE	Depositor
Imposed symmetry	POINT, Not provided	
Number of particles used	97000	Depositor
Resolution determination method	FSC 0.143 CUT-OFF	Depositor
CTF correction method	PHASE FLIPPING AND AMPLITUDE CORRECTION	Depositor
Microscope	FEI TITAN KRIOS	Depositor
Voltage (kV)	300	Depositor
Electron dose ($e^-/\text{\AA}^2$)	69	Depositor
Minimum defocus (nm)	1000	Depositor
Maximum defocus (nm)	2000	Depositor
Magnification	58616	Depositor
Image detector	GATAN K3 BIOQUANTUM (6k x 4k)	Depositor
Maximum map value	3.563	Depositor
Minimum map value	-1.554	Depositor
Average map value	0.000	Depositor
Map value standard deviation	0.077	Depositor
Recommended contour level	0.65	Depositor
Map size (\AA)	511.8, 511.8, 511.8	wwPDB
Map dimensions	600, 600, 600	wwPDB
Map angles ($^\circ$)	90.0, 90.0, 90.0	wwPDB
Pixel spacing (\AA)	0.853, 0.853, 0.853	Depositor

5 Model quality i

5.1 Standard geometry i

Bond lengths and bond angles in the following residue types are not validated in this section: AGS, ADP

The Z score for a bond length (or angle) is the number of standard deviations the observed value is removed from the expected value. A bond length (or angle) with $|Z| > 5$ is considered an outlier worth inspection. RMSZ is the root-mean-square of all Z scores of the bond lengths (or angles).

Mol	Chain	Bond lengths		Bond angles	
		RMSZ	# Z >5	RMSZ	# Z >5
1	A	1.05	0/4577	0.92	9/6175 (0.1%)
1	B	1.11	0/4577	0.91	7/6175 (0.1%)
1	C	1.17	0/4577	0.95	13/6175 (0.2%)
1	D	1.15	0/4577	0.95	14/6175 (0.2%)
1	E	1.02	0/4577	0.95	14/6175 (0.2%)
1	F	0.98	0/4577	0.94	11/6175 (0.2%)
2	G	1.40	0/1525	0.94	4/2054 (0.2%)
2	H	1.25	0/1525	0.96	7/2054 (0.3%)
2	I	1.29	0/1525	0.93	3/2054 (0.1%)
2	J	1.23	0/1525	0.91	4/2054 (0.2%)
2	K	1.32	0/1525	0.95	6/2054 (0.3%)
2	L	1.32	0/1525	0.90	3/2054 (0.1%)
2	M	1.34	0/1525	0.92	4/2054 (0.2%)
2	N	1.27	0/1525	0.92	5/2054 (0.2%)
2	O	1.26	0/1525	0.92	6/2054 (0.3%)
2	P	1.30	0/1525	0.91	4/2054 (0.2%)
2	Q	1.30	0/1525	0.90	4/2054 (0.2%)
2	R	1.31	0/1525	0.92	4/2054 (0.2%)
2	S	1.26	0/1525	0.93	6/2054 (0.3%)
2	T	1.25	0/1525	0.96	8/2054 (0.4%)
All	All	1.18	0/48812	0.93	136/65806 (0.2%)

There are no bond length outliers.

All (136) bond angle outliers are listed below:

Mol	Chain	Res	Type	Atoms	Z	Observed(°)	Ideal(°)
1	F	204	ARG	NE-CZ-NH2	-10.69	114.96	120.30
1	C	204	ARG	NE-CZ-NH2	-10.42	115.09	120.30
1	D	410	ARG	NE-CZ-NH2	-10.28	115.16	120.30
1	E	643	ARG	NE-CZ-NH2	-10.05	115.27	120.30

Continued on next page...

Continued from previous page...

Mol	Chain	Res	Type	Atoms	Z	Observed(°)	Ideal(°)
2	T	184	ARG	NE-CZ-NH1	9.84	125.22	120.30
1	B	204	ARG	NE-CZ-NH2	-9.72	115.44	120.30
1	C	527	ARG	NE-CZ-NH2	-9.53	115.54	120.30
2	K	125	ARG	NE-CZ-NH1	9.30	124.95	120.30
2	S	125	ARG	NE-CZ-NH1	9.22	124.91	120.30
1	C	260	ARG	NE-CZ-NH2	-9.15	115.72	120.30
2	G	125	ARG	NE-CZ-NH1	8.94	124.77	120.30
1	F	532	ARG	NE-CZ-NH2	-8.71	115.95	120.30
2	R	125	ARG	NE-CZ-NH1	8.54	124.57	120.30
1	D	527	ARG	NE-CZ-NH2	-8.50	116.05	120.30
2	P	125	ARG	NE-CZ-NH1	8.47	124.53	120.30
2	S	162	ARG	NE-CZ-NH2	-8.40	116.10	120.30
1	A	379	ARG	NE-CZ-NH2	-8.40	116.10	120.30
2	H	125	ARG	NE-CZ-NH1	8.37	124.49	120.30
2	T	125	ARG	NE-CZ-NH1	8.35	124.47	120.30
2	J	162	ARG	NE-CZ-NH2	-8.31	116.14	120.30
1	B	309	PRO	CA-N-CD	-8.14	100.11	111.50
1	A	478	ARG	NE-CZ-NH2	-8.03	116.29	120.30
1	A	191	ARG	NE-CZ-NH1	7.94	124.27	120.30
2	H	184	ARG	NE-CZ-NH1	7.89	124.25	120.30
1	D	643	ARG	NE-CZ-NH1	7.89	124.24	120.30
2	N	162	ARG	NE-CZ-NH2	-7.88	116.36	120.30
2	K	162	ARG	NE-CZ-NH2	-7.87	116.36	120.30
1	D	643	ARG	NE-CZ-NH2	-7.87	116.37	120.30
2	H	162	ARG	NE-CZ-NH2	-7.85	116.37	120.30
1	F	706	ARG	NE-CZ-NH2	-7.78	116.41	120.30
2	M	162	ARG	NE-CZ-NH2	-7.78	116.41	120.30
2	N	125	ARG	NE-CZ-NH1	7.78	124.19	120.30
2	O	184	ARG	NE-CZ-NH1	7.68	124.14	120.30
2	G	184	ARG	NE-CZ-NH1	7.66	124.13	120.30
1	D	518	ARG	NE-CZ-NH2	-7.63	116.48	120.30
1	F	392	ARG	NE-CZ-NH2	-7.63	116.48	120.30
2	O	125	ARG	NE-CZ-NH1	7.62	124.11	120.30
1	B	206	ARG	NE-CZ-NH2	-7.59	116.50	120.30
2	L	162	ARG	NE-CZ-NH2	-7.56	116.52	120.30
2	R	162	ARG	NE-CZ-NH2	-7.56	116.52	120.30
2	P	162	ARG	NE-CZ-NH2	-7.52	116.54	120.30
2	Q	184	ARG	NE-CZ-NH1	7.46	124.03	120.30
1	E	643	ARG	NE-CZ-NH1	7.46	124.03	120.30
2	G	162	ARG	NE-CZ-NH2	-7.43	116.58	120.30
1	E	588	ASP	CB-CG-OD2	7.35	124.92	118.30
1	F	532	ARG	NE-CZ-NH1	7.33	123.97	120.30

Continued on next page...

Continued from previous page...

Mol	Chain	Res	Type	Atoms	Z	Observed(°)	Ideal(°)
2	T	162	ARG	NE-CZ-NH2	-7.30	116.65	120.30
2	I	154	ARG	NE-CZ-NH2	-7.27	116.66	120.30
2	M	184	ARG	NE-CZ-NH1	7.26	123.93	120.30
2	Q	162	ARG	NE-CZ-NH2	-7.21	116.70	120.30
2	S	125	ARG	NE-CZ-NH2	-7.21	116.70	120.30
1	C	614	ARG	NE-CZ-NH2	-7.17	116.72	120.30
1	D	410	ARG	NE-CZ-NH1	7.14	123.87	120.30
1	A	643	ARG	NE-CZ-NH1	7.09	123.84	120.30
2	N	154	ARG	NE-CZ-NH2	-6.97	116.82	120.30
2	I	162	ARG	NE-CZ-NH2	-6.96	116.82	120.30
2	K	125	ARG	NE-CZ-NH2	-6.96	116.82	120.30
1	D	204	ARG	NE-CZ-NH2	-6.95	116.83	120.30
2	O	162	ARG	NE-CZ-NH2	-6.93	116.83	120.30
2	M	27	GLY	N-CA-C	-6.90	95.86	113.10
1	C	260	ARG	NE-CZ-NH1	6.89	123.75	120.30
2	O	154	ARG	NE-CZ-NH2	-6.88	116.86	120.30
2	G	125	ARG	NE-CZ-NH2	-6.86	116.87	120.30
2	J	154	ARG	NE-CZ-NH2	-6.85	116.88	120.30
2	H	154	ARG	NE-CZ-NH2	-6.81	116.89	120.30
1	C	518	ARG	NE-CZ-NH2	-6.79	116.90	120.30
2	K	154	ARG	NE-CZ-NH2	-6.75	116.92	120.30
1	F	403	ASP	CB-CG-OD1	6.71	124.34	118.30
2	K	184	ARG	NE-CZ-NH1	6.69	123.64	120.30
2	T	184	ARG	NE-CZ-NH2	-6.68	116.96	120.30
2	T	154	ARG	NE-CZ-NH2	-6.68	116.96	120.30
2	Q	154	ARG	NE-CZ-NH2	-6.62	116.99	120.30
1	A	592	ARG	NE-CZ-NH2	-6.62	116.99	120.30
1	B	230	ARG	NE-CZ-NH2	-6.47	117.06	120.30
2	S	154	ARG	NE-CZ-NH2	-6.40	117.10	120.30
1	B	592	ARG	NE-CZ-NH2	-6.34	117.13	120.30
1	F	340	ARG	NE-CZ-NH2	-6.32	117.14	120.30
2	L	184	ARG	NE-CZ-NH1	6.28	123.44	120.30
2	R	125	ARG	NE-CZ-NH2	-6.19	117.21	120.30
1	C	340	ARG	NE-CZ-NH1	6.15	123.38	120.30
2	H	29	ARG	NE-CZ-NH2	-6.11	117.25	120.30
1	E	445	ASP	CB-CG-OD2	6.05	123.74	118.30
1	C	597	ARG	NE-CZ-NH1	6.04	123.32	120.30
1	B	292	GLY	N-CA-C	-6.00	98.09	113.10
2	P	125	ARG	NE-CZ-NH2	-6.00	117.30	120.30
1	F	614	ARG	NE-CZ-NH2	-6.00	117.30	120.30
2	N	125	ARG	NE-CZ-NH2	-5.92	117.34	120.30
2	H	125	ARG	NE-CZ-NH2	-5.88	117.36	120.30

Continued on next page...

Continued from previous page...

Mol	Chain	Res	Type	Atoms	Z	Observed(°)	Ideal(°)
1	C	305	ASN	C-N-CA	5.86	136.36	121.70
1	E	205	ARG	NE-CZ-NH2	-5.86	117.37	120.30
2	J	162	ARG	NE-CZ-NH1	5.81	123.20	120.30
1	D	597	ARG	NE-CZ-NH2	-5.78	117.41	120.30
2	T	125	ARG	NE-CZ-NH2	-5.78	117.41	120.30
1	E	706	ARG	NE-CZ-NH2	-5.76	117.42	120.30
1	D	592	ARG	NE-CZ-NH2	-5.74	117.43	120.30
1	D	191	ARG	NE-CZ-NH1	5.74	123.17	120.30
1	D	597	ARG	NE-CZ-NH1	5.72	123.16	120.30
1	E	610	ARG	NE-CZ-NH1	5.71	123.16	120.30
2	O	125	ARG	NE-CZ-NH2	-5.69	117.45	120.30
2	S	162	ARG	NE-CZ-NH1	5.66	123.13	120.30
1	E	455	ARG	NE-CZ-NH2	5.65	123.12	120.30
1	E	544	ASP	CB-CG-OD2	5.63	123.37	118.30
1	F	373	TYR	CB-CG-CD1	-5.62	117.63	121.00
1	A	527	ARG	NE-CZ-NH2	-5.54	117.53	120.30
1	A	260	ARG	NE-CZ-NH2	-5.51	117.55	120.30
2	I	26	ARG	NE-CZ-NH1	5.49	123.05	120.30
1	E	702	ARG	NE-CZ-NH2	-5.46	117.57	120.30
1	E	588	ASP	CB-CG-OD1	-5.46	113.39	118.30
2	Q	196	TYR	CB-CG-CD1	-5.40	117.76	121.00
1	C	687	ARG	NE-CZ-NH1	-5.38	117.61	120.30
2	K	196	TYR	CB-CG-CD1	-5.35	117.79	121.00
2	N	162	ARG	NE-CZ-NH1	5.33	122.97	120.30
1	C	527	ARG	NE-CZ-NH1	5.33	122.97	120.30
1	C	205	ARG	NE-CZ-NH1	5.33	122.96	120.30
1	D	729	GLY	N-CA-C	5.32	126.39	113.10
2	P	196	TYR	CB-CG-CD1	-5.31	117.81	121.00
2	S	196	TYR	CB-CG-CD1	-5.30	117.82	121.00
2	O	112	MET	CG-SD-CE	5.29	108.66	100.20
2	H	162	ARG	NE-CZ-NH1	5.25	122.93	120.30
2	J	112	MET	CG-SD-CE	5.25	108.61	100.20
2	R	162	ARG	NE-CZ-NH1	5.25	122.92	120.30
2	L	196	TYR	CB-CG-CD1	-5.21	117.87	121.00
1	C	302	ASP	CB-CG-OD2	5.20	122.97	118.30
1	D	302	ASP	CB-CG-OD2	5.18	122.96	118.30
1	A	302	ASP	CB-CG-OD2	5.18	122.96	118.30
1	E	317	ARG	NE-CZ-NH2	-5.15	117.72	120.30
2	T	196	TYR	CB-CG-CD1	-5.14	117.91	121.00
1	F	643	ARG	NE-CZ-NH2	-5.14	117.73	120.30
1	D	267	PHE	CB-CG-CD1	-5.12	117.22	120.80
1	E	266	ARG	NE-CZ-NH1	5.12	122.86	120.30

Continued on next page...

Continued from previous page...

Mol	Chain	Res	Type	Atoms	Z	Observed(°)	Ideal(°)
2	T	162	ARG	NE-CZ-NH1	5.11	122.85	120.30
2	M	26	ARG	C-N-CA	5.06	132.94	122.30
1	F	396	ASP	CB-CG-OD1	5.04	122.84	118.30
1	A	410	ARG	NE-CZ-NH1	5.03	122.82	120.30
1	B	403	ASP	CB-CG-OD2	5.03	122.83	118.30
1	E	610	ARG	NE-CZ-NH2	-5.01	117.80	120.30

There are no chirality outliers.

There are no planarity outliers.

5.2 Too-close contacts [i](#)

In the following table, the Non-H and H(model) columns list the number of non-hydrogen atoms and hydrogen atoms in the chain respectively. The H(added) column lists the number of hydrogen atoms added and optimized by MolProbity. The Clashes column lists the number of clashes within the asymmetric unit, whereas Symm-Clashes lists symmetry-related clashes.

Mol	Chain	Non-H	H(model)	H(added)	Clashes	Symm-Clashes
1	A	4511	0	4609	161	0
1	B	4511	0	4608	236	0
1	C	4511	0	4609	143	0
1	D	4511	0	4609	58	0
1	E	4511	0	4608	69	0
1	F	4511	0	4608	81	0
2	G	1501	0	1512	25	0
2	H	1501	0	1512	38	0
2	I	1501	0	1512	36	0
2	J	1501	0	1512	33	0
2	K	1501	0	1512	31	0
2	L	1501	0	1512	55	0
2	M	1501	0	1512	59	0
2	N	1501	0	1512	32	0
2	O	1501	0	1512	31	0
2	P	1501	0	1512	33	0
2	Q	1501	0	1512	28	0
2	R	1501	0	1512	31	0
2	S	1501	0	1512	35	0
2	T	1501	0	1512	36	0
3	X	45	0	14	17	0
3	Y	45	0	17	25	0
4	A	54	0	23	8	0

Continued on next page...

Continued from previous page...

Mol	Chain	Non-H	H(model)	H(added)	Clashes	Symm-Clashes
4	E	27	0	11	27	0
4	F	54	0	22	17	0
5	B	62	0	23	0	0
5	C	62	0	23	2	0
5	D	62	0	22	0	0
5	E	31	0	12	0	0
All	All	48522	0	48986	1149	0

The all-atom clashscore is defined as the number of clashes found per 1000 atoms (including hydrogen atoms). The all-atom clashscore for this structure is 12.

All (1149) close contacts within the same asymmetric unit are listed below, sorted by their clash magnitude.

Atom-1	Atom-2	Interatomic distance (Å)	Clash overlap (Å)
1:C:328:SER:CA	1:C:332:GLU:CG	1.76	1.64
1:A:291:ILE:CG2	1:A:330:ILE:CG2	1.78	1.61
1:A:291:ILE:HD11	1:A:331:PHE:CE1	1.35	1.57
1:A:291:ILE:HG21	1:A:330:ILE:CG2	1.17	1.57
1:B:293:ALA:CB	1:B:303:ALA:HB3	1.27	1.57
1:B:288:HIS:HA	1:B:331:PHE:CE2	1.42	1.55
1:F:541:VAL:CG1	1:F:545:GLN:HG3	1.38	1.48
1:B:215:GLU:CB	1:B:393:HIS:HE1	1.22	1.47
1:B:293:ALA:CB	1:B:303:ALA:CB	1.92	1.47
1:F:189:ILE:N	4:F:801:ADP:HN62	1.00	1.46
1:A:700:GLY:N	1:A:701:ALA:CB	1.79	1.46
1:C:331:PHE:HZ	1:C:338:ALA:N	1.01	1.45
1:A:339:ARG:CB	1:B:392:ARG:NH1	1.80	1.45
1:C:331:PHE:CE2	1:C:338:ALA:HB2	1.52	1.43
1:C:328:SER:CA	1:C:332:GLU:HG3	1.41	1.42
1:B:293:ALA:HB1	1:B:303:ALA:CB	1.48	1.41
1:C:288:HIS:CE1	1:C:326:GLU:OE1	1.72	1.41
1:C:328:SER:CA	1:C:332:GLU:HG2	1.43	1.38
1:B:259:TYR:CD2	3:X:3:UNK:O	1.74	1.38
1:C:331:PHE:CZ	1:C:338:ALA:N	1.91	1.38
1:E:357:ILE:HD11	4:E:801:ADP:C6	1.58	1.37
1:F:541:VAL:CB	1:F:545:GLN:HG3	1.53	1.36
1:A:699:MET:C	1:A:701:ALA:HB3	1.45	1.35
1:B:288:HIS:HB2	1:B:330:ILE:CD1	1.58	1.33
1:A:291:ILE:CG2	1:A:330:ILE:HG23	1.44	1.32
4:A:801:ADP:O4'	4:A:801:ADP:C1'	1.64	1.31
1:B:215:GLU:CB	1:B:393:HIS:CE1	2.11	1.31

Continued on next page...

Continued from previous page...

Atom-1	Atom-2	Interatomic distance (Å)	Clash overlap (Å)
1:A:339:ARG:HB2	1:B:392:ARG:NH1	1.37	1.30
1:E:219:GLY:HA2	4:E:801:ADP:O4'	1.32	1.29
1:E:260:ARG:CB	1:E:263:PHE:HB3	1.63	1.28
1:C:327:PHE:CE2	1:C:332:GLU:OE1	1.87	1.28
1:C:328:SER:HA	1:C:332:GLU:CG	0.81	1.28
1:C:331:PHE:CE2	1:C:338:ALA:CB	2.16	1.27
1:A:291:ILE:CD1	1:A:331:PHE:CE1	2.17	1.27
1:F:541:VAL:HG12	1:F:545:GLN:CG	1.63	1.27
1:F:189:ILE:H	4:F:801:ADP:N6	1.29	1.26
1:A:291:ILE:CB	1:A:330:ILE:HG21	1.66	1.26
1:B:288:HIS:CB	1:B:330:ILE:HD12	1.64	1.25
1:A:291:ILE:CB	1:A:330:ILE:CG2	2.15	1.25
1:B:288:HIS:CB	1:B:330:ILE:CD1	2.15	1.25
2:H:31:PHE:CE2	2:I:21:ILE:HD11	1.72	1.25
1:B:259:TYR:HD2	3:X:3:UNK:O	0.97	1.25
1:F:189:ILE:N	4:F:801:ADP:N6	1.82	1.24
1:B:215:GLU:HB3	1:B:393:HIS:CE1	1.73	1.23
4:F:802:ADP:O4'	4:F:802:ADP:C1'	1.63	1.23
1:A:291:ILE:HD11	1:A:331:PHE:CZ	1.73	1.23
1:A:244:THR:HG21	1:A:246:TYR:CZ	1.74	1.22
1:A:703:PRO:O	1:A:705:ALA:N	1.72	1.22
1:B:288:HIS:CA	1:B:331:PHE:HE2	1.53	1.21
1:E:260:ARG:HB3	1:E:263:PHE:CB	1.69	1.21
1:E:357:ILE:CD1	4:E:801:ADP:C6	2.22	1.21
1:A:287:ILE:O	1:A:290:ILE:HG22	1.33	1.21
1:D:541:VAL:HG13	3:Y:7:UNK:CB	1.70	1.20
1:B:215:GLU:HB2	1:B:393:HIS:CE1	1.74	1.20
1:C:540:TYR:OH	1:D:528:HIS:HB2	1.40	1.19
1:C:331:PHE:HE2	1:C:338:ALA:CB	1.55	1.19
2:O:21:ILE:HD11	2:P:31:PHE:CE2	1.77	1.18
1:A:700:GLY:CA	1:A:701:ALA:HB3	1.74	1.17
1:A:699:MET:C	1:A:701:ALA:CB	2.07	1.16
1:C:326:GLU:O	1:C:330:ILE:HB	1.42	1.16
2:L:63:PHE:CZ	2:M:20:VAL:CG1	2.29	1.16
1:C:331:PHE:CE1	1:C:337:LEU:HB3	1.79	1.16
2:G:29:ARG:HB3	2:G:31:PHE:CE1	1.82	1.15
2:M:19:MET:O	2:M:20:VAL:HG22	1.47	1.15
2:M:18:PRO:HG2	2:M:33:ILE:HG21	1.23	1.14
1:A:700:GLY:N	1:A:701:ALA:HB3	0.82	1.14
1:C:331:PHE:HE1	1:C:337:LEU:HB3	1.01	1.13
1:C:326:GLU:HG2	1:C:330:ILE:HD11	1.16	1.13

Continued on next page...

Continued from previous page...

Atom-1	Atom-2	Interatomic distance (Å)	Clash overlap (Å)
1:D:541:VAL:CG1	3:Y:7:UNK:CB	2.25	1.13
1:F:444:SER:OG	1:F:447:ASP:HB2	1.48	1.13
1:F:541:VAL:O	1:F:545:GLN:HG2	1.49	1.12
1:B:288:HIS:CG	1:B:330:ILE:CD1	2.32	1.12
1:C:326:GLU:HB3	1:C:330:ILE:HD12	1.30	1.12
1:C:331:PHE:CZ	1:C:338:ALA:CA	2.33	1.12
1:B:293:ALA:HB3	1:B:303:ALA:N	1.64	1.12
1:B:288:HIS:HB2	1:B:330:ILE:HD13	1.21	1.12
1:B:290:ILE:CD1	1:B:303:ALA:HB1	1.80	1.11
1:B:293:ALA:HB1	1:B:303:ALA:HB2	1.20	1.11
1:C:540:TYR:OH	1:D:528:HIS:CB	1.97	1.11
1:C:331:PHE:CE2	1:C:338:ALA:CA	2.33	1.10
2:N:31:PHE:HE2	2:T:21:ILE:HD11	1.08	1.10
1:A:291:ILE:HB	1:A:330:ILE:HG21	1.14	1.10
1:A:339:ARG:CB	1:B:392:ARG:HH12	1.44	1.10
2:Q:21:ILE:HD11	2:R:31:PHE:HE2	1.11	1.10
2:S:21:ILE:HD11	2:T:31:PHE:HE2	1.06	1.10
2:J:124:LYS:HA	2:J:126:PHE:CE1	1.87	1.10
2:O:21:ILE:HD11	2:P:31:PHE:HE2	1.00	1.10
1:B:215:GLU:HB2	1:B:393:HIS:HE1	0.93	1.09
2:G:29:ARG:HB3	2:G:31:PHE:HE1	1.05	1.09
1:B:308:LYS:HB2	1:B:309:PRO:HD2	1.34	1.08
2:R:29:ARG:HB3	2:R:31:PHE:HE1	1.15	1.08
1:B:565:GLU:CD	1:B:568:LYS:HD2	1.72	1.08
1:C:348:GLU:OE2	1:C:394:LEU:N	1.86	1.08
1:B:290:ILE:HD11	1:B:303:ALA:CB	1.82	1.08
1:D:388:TYR:CE2	1:D:436:ILE:CD1	2.36	1.08
1:F:189:ILE:CA	4:F:801:ADP:HN62	1.67	1.07
2:L:56:LEU:HD11	2:M:18:PRO:CD	1.84	1.07
1:C:326:GLU:O	1:C:330:ILE:CB	2.01	1.07
2:K:124:LYS:HA	2:K:126:PHE:CE1	1.89	1.07
2:L:63:PHE:CZ	2:M:20:VAL:HG11	1.90	1.07
2:H:124:LYS:HA	2:H:126:PHE:CE1	1.90	1.06
2:H:29:ARG:HB3	2:H:31:PHE:CE1	1.91	1.06
2:L:56:LEU:HD11	2:M:18:PRO:HD2	1.37	1.06
1:B:290:ILE:HD11	1:B:303:ALA:HB1	1.11	1.05
1:B:327:PHE:O	1:B:332:GLU:HB2	1.56	1.05
1:F:216:SER:OG	4:F:801:ADP:O1B	1.71	1.05
1:A:498:GLY:HA3	1:A:701:ALA:O	1.57	1.05
1:F:541:VAL:CG1	1:F:545:GLN:CG	2.25	1.05
1:F:541:VAL:HG12	1:F:545:GLN:HG3	1.06	1.05

Continued on next page...

Continued from previous page...

Atom-1	Atom-2	Interatomic distance (Å)	Clash overlap (Å)
2:S:124:LYS:HA	2:S:126:PHE:CE1	1.92	1.05
1:E:357:ILE:HG12	4:E:801:ADP:N1	1.70	1.05
2:J:29:ARG:HB3	2:J:31:PHE:HE1	1.11	1.05
1:A:291:ILE:HD13	1:A:330:ILE:HG22	1.38	1.05
2:M:28:GLU:HA	2:M:29:ARG:HB2	1.36	1.05
1:B:288:HIS:CA	1:B:331:PHE:CE2	2.32	1.04
2:S:29:ARG:HB3	2:S:31:PHE:HE1	1.18	1.04
1:B:288:HIS:HB2	1:B:330:ILE:HG21	1.37	1.04
2:N:21:ILE:HD11	2:O:31:PHE:HE2	1.22	1.04
2:R:124:LYS:HA	2:R:126:PHE:CE1	1.93	1.04
1:A:244:THR:CG2	1:A:246:TYR:CZ	2.40	1.03
1:B:306:LEU:H	1:B:306:LEU:HD23	1.16	1.03
1:D:388:TYR:CE2	1:D:436:ILE:HD13	1.91	1.03
1:E:357:ILE:HD11	4:E:801:ADP:N6	1.72	1.03
1:A:339:ARG:HB3	1:B:392:ARG:NH1	1.71	1.02
2:T:124:LYS:HA	2:T:126:PHE:CE1	1.95	1.02
1:A:291:ILE:HG22	1:A:330:ILE:HG23	1.38	1.02
1:A:491:PHE:CE2	1:A:645:ASP:HB2	1.93	1.02
1:B:348:GLU:OE2	1:B:394:LEU:N	1.92	1.01
1:A:290:ILE:HD11	1:A:307:ILE:CD1	1.90	1.01
1:B:290:ILE:CD1	1:B:303:ALA:CB	2.39	1.01
2:S:21:ILE:HD11	2:T:31:PHE:CE2	1.96	1.01
1:C:326:GLU:CB	1:C:330:ILE:HD12	1.89	1.00
1:E:357:ILE:CD1	4:E:801:ADP:C5	2.43	1.00
1:F:541:VAL:HB	1:F:545:GLN:HG3	1.42	1.00
2:H:31:PHE:HE2	2:I:21:ILE:HD11	1.02	1.00
2:J:29:ARG:HB3	2:J:31:PHE:CE1	1.96	1.00
1:C:288:HIS:HB2	1:C:330:ILE:HG21	1.41	1.00
2:N:124:LYS:HA	2:N:126:PHE:CE1	1.96	1.00
1:A:339:ARG:CA	1:B:392:ARG:HH12	1.73	1.00
1:C:326:GLU:O	1:C:330:ILE:CG1	2.10	1.00
1:B:302:ASP:O	1:B:304:ALA:N	1.95	1.00
1:A:702:ARG:NH2	4:A:802:ADP:O3A	1.94	1.00
2:L:63:PHE:CZ	2:M:20:VAL:HG12	1.95	0.99
1:D:540:TYR:HE2	3:Y:6:UNK:CB	1.75	0.99
3:X:4:UNK:O	3:X:5:UNK:CB	2.09	0.99
1:A:339:ARG:HA	1:B:392:ARG:HH22	1.26	0.98
1:A:291:ILE:HD11	1:A:331:PHE:CD1	1.99	0.98
1:F:541:VAL:CB	1:F:545:GLN:CG	2.42	0.98
2:N:31:PHE:CE2	2:T:21:ILE:HD11	1.99	0.98
2:P:124:LYS:HA	2:P:126:PHE:CE1	1.98	0.98

Continued on next page...

Continued from previous page...

Atom-1	Atom-2	Interatomic distance (Å)	Clash overlap (Å)
1:C:540:TYR:CZ	1:D:528:HIS:HB2	1.98	0.97
1:B:299:GLY:HA2	1:C:291:ILE:O	1.64	0.97
1:B:305:ASN:CA	1:B:308:LYS:HE3	1.94	0.97
2:R:21:ILE:HD11	2:S:31:PHE:HE2	1.26	0.97
1:F:191:ARG:NH2	4:F:801:ADP:N7	2.12	0.97
1:A:291:ILE:CD1	1:A:330:ILE:HG22	1.95	0.97
1:B:565:GLU:OE1	1:B:568:LYS:HD2	1.63	0.97
1:B:296:ALA:O	1:B:297:SER:OG	1.83	0.97
1:B:305:ASN:HA	1:B:308:LYS:CE	1.94	0.97
1:A:698:ALA:HB3	1:A:699:MET:SD	2.05	0.96
1:C:328:SER:CB	1:C:332:GLU:HG3	1.95	0.96
2:G:124:LYS:HA	2:G:126:PHE:CE1	2.01	0.96
2:K:31:PHE:HE2	2:L:21:ILE:HD11	1.28	0.96
1:B:305:ASN:HA	1:B:308:LYS:HE3	0.98	0.96
1:F:541:VAL:C	1:F:545:GLN:HG2	1.85	0.96
2:H:31:PHE:CE2	2:I:21:ILE:CD1	2.49	0.96
1:C:326:GLU:CG	1:C:330:ILE:HD11	1.96	0.95
2:G:31:PHE:HE2	2:H:21:ILE:HD11	1.32	0.95
1:A:291:ILE:CD1	1:A:331:PHE:CD1	2.49	0.94
2:O:124:LYS:HA	2:O:126:PHE:CE1	2.01	0.94
2:K:124:LYS:C	2:K:126:PHE:CE1	2.41	0.94
2:N:124:LYS:C	2:N:126:PHE:CE1	2.41	0.94
2:O:29:ARG:HB3	2:O:31:PHE:HE1	1.29	0.94
1:B:301:VAL:CG1	1:B:306:LEU:HD22	1.98	0.94
2:L:124:LYS:HA	2:L:126:PHE:CE1	2.02	0.94
1:B:291:ILE:HD13	1:B:331:PHE:CD1	2.02	0.94
2:I:124:LYS:C	2:I:126:PHE:CE1	2.41	0.94
2:S:124:LYS:C	2:S:126:PHE:CE1	2.40	0.94
1:C:326:GLU:HG2	1:C:330:ILE:CD1	1.97	0.94
2:N:124:LYS:HA	2:N:126:PHE:CZ	2.04	0.93
1:C:328:SER:N	1:C:332:GLU:HG2	1.82	0.93
2:P:124:LYS:HA	2:P:126:PHE:CZ	2.03	0.93
1:C:326:GLU:O	1:C:330:ILE:HG13	1.68	0.93
1:E:357:ILE:HD13	4:E:801:ADP:C5	2.03	0.93
2:T:124:LYS:C	2:T:126:PHE:CE1	2.42	0.93
1:D:540:TYR:CE2	3:Y:6:UNK:CB	2.51	0.93
2:L:124:LYS:HA	2:L:126:PHE:CZ	2.04	0.93
2:M:19:MET:C	2:M:20:VAL:HG22	1.89	0.93
1:A:700:GLY:H	1:A:701:ALA:HB3	1.22	0.92
1:B:328:SER:HA	1:B:332:GLU:CB	1.99	0.92
2:Q:124:LYS:HA	2:Q:126:PHE:CZ	2.03	0.92

Continued on next page...

Continued from previous page...

Atom-1	Atom-2	Interatomic distance (Å)	Clash overlap (Å)
2:T:124:LYS:HA	2:T:126:PHE:CZ	2.04	0.92
2:K:29:ARG:HB3	2:K:31:PHE:HE1	1.35	0.92
2:N:29:ARG:HB3	2:N:31:PHE:HE1	1.34	0.92
2:K:124:LYS:HA	2:K:126:PHE:CZ	2.05	0.92
2:J:29:ARG:HD2	2:J:31:PHE:HZ	1.34	0.92
1:D:539:GLY:O	3:Y:8:UNK:C	2.18	0.92
1:A:291:ILE:CD1	1:A:330:ILE:CG2	2.46	0.92
2:I:124:LYS:HA	2:I:126:PHE:CZ	2.05	0.92
2:P:21:ILE:HD11	2:Q:31:PHE:CE2	2.04	0.92
1:B:328:SER:O	1:B:332:GLU:HB3	1.68	0.91
1:C:331:PHE:CE2	1:C:338:ALA:HA	2.02	0.91
2:L:63:PHE:CE1	2:M:20:VAL:HG11	2.06	0.91
2:P:21:ILE:HD11	2:Q:31:PHE:HE2	1.33	0.91
1:C:331:PHE:HZ	1:C:338:ALA:H	1.15	0.91
1:B:291:ILE:HB	1:B:331:PHE:CE1	2.06	0.90
1:B:259:TYR:HA	3:X:2:UNK:O	1.70	0.90
1:B:293:ALA:CB	1:B:303:ALA:N	2.35	0.90
2:R:124:LYS:HA	2:R:126:PHE:CZ	2.06	0.90
1:C:328:SER:HA	1:C:332:GLU:CB	2.01	0.90
2:S:29:ARG:HB3	2:S:31:PHE:CE1	2.07	0.90
2:I:124:LYS:HA	2:I:126:PHE:CE1	2.06	0.90
2:M:18:PRO:O	2:M:33:ILE:HG22	1.71	0.90
1:C:288:HIS:CE1	1:C:326:GLU:CD	2.45	0.89
1:A:627:ASP:O	1:A:629:MET:N	2.05	0.89
2:Q:124:LYS:HA	2:Q:126:PHE:CE1	2.08	0.89
1:E:357:ILE:HD11	4:E:801:ADP:C5	2.05	0.89
1:E:357:ILE:HG12	4:E:801:ADP:C2	2.07	0.89
2:L:124:LYS:C	2:L:126:PHE:CE1	2.46	0.89
2:R:29:ARG:HB3	2:R:31:PHE:CE1	2.07	0.89
2:H:124:LYS:CA	2:H:126:PHE:CE1	2.56	0.89
2:H:124:LYS:C	2:H:126:PHE:CE1	2.45	0.89
2:Q:21:ILE:HD11	2:R:31:PHE:CE2	2.04	0.89
2:K:124:LYS:CA	2:K:126:PHE:CE1	2.55	0.88
1:B:308:LYS:O	1:B:310:LEU:N	2.06	0.88
1:F:189:ILE:CA	4:F:801:ADP:N6	2.31	0.88
1:F:189:ILE:O	4:F:801:ADP:N6	2.05	0.88
2:J:124:LYS:C	2:J:126:PHE:CE1	2.46	0.88
1:A:291:ILE:CG2	1:A:330:ILE:HG22	1.68	0.88
2:J:124:LYS:CA	2:J:126:PHE:CE1	2.56	0.88
2:L:33:ILE:HG23	2:L:34:TYR:N	1.88	0.88
1:A:244:THR:CG2	1:A:246:TYR:CE1	2.57	0.88

Continued on next page...

Continued from previous page...

Atom-1	Atom-2	Interatomic distance (Å)	Clash overlap (Å)
1:A:491:PHE:CE2	1:A:645:ASP:CB	2.56	0.88
1:F:545:GLN:HB2	1:F:546:GLY:O	1.74	0.88
2:M:28:GLU:CA	2:M:29:ARG:HB2	2.03	0.87
2:I:31:PHE:CE2	2:J:21:ILE:HG13	2.10	0.87
2:S:124:LYS:CA	2:S:126:PHE:CE1	2.56	0.87
2:M:18:PRO:HG2	2:M:33:ILE:CG2	2.04	0.87
1:A:702:ARG:HH21	4:A:802:ADP:PB	1.97	0.87
1:B:328:SER:HA	1:B:332:GLU:HB2	1.56	0.87
2:S:124:LYS:HA	2:S:126:PHE:CZ	2.08	0.87
2:J:31:PHE:HE2	2:K:21:ILE:HD11	1.38	0.87
1:C:326:GLU:CB	1:C:330:ILE:CD1	2.51	0.87
2:G:21:ILE:HD11	2:M:31:PHE:HE2	1.39	0.87
2:M:18:PRO:O	2:M:33:ILE:CB	2.23	0.86
1:F:541:VAL:C	1:F:545:GLN:CG	2.43	0.86
2:G:29:ARG:CB	2:G:31:PHE:HE1	1.87	0.86
1:F:566:ILE:HG12	1:F:604:THR:O	1.76	0.86
2:J:124:LYS:HA	2:J:126:PHE:CZ	2.09	0.86
2:P:124:LYS:C	2:P:126:PHE:CE1	2.48	0.86
1:C:331:PHE:HZ	1:C:337:LEU:C	1.79	0.85
1:F:541:VAL:HB	1:F:545:GLN:CG	2.03	0.85
1:A:339:ARG:HA	1:B:392:ARG:NH2	1.90	0.85
1:E:219:GLY:CA	4:E:801:ADP:O4'	2.23	0.85
2:R:29:ARG:HD2	2:R:31:PHE:CZ	2.11	0.85
1:C:328:SER:HA	1:C:332:GLU:HG2	0.94	0.85
1:A:627:ASP:C	1:A:629:MET:H	1.79	0.85
1:A:698:ALA:CB	1:A:699:MET:SD	2.63	0.85
1:B:293:ALA:HB2	1:B:303:ALA:HB3	0.87	0.85
1:E:260:ARG:HB3	1:E:263:PHE:HB3	0.87	0.85
2:M:22:GLU:OE1	2:M:36:ARG:NE	2.10	0.85
1:B:288:HIS:HB3	1:B:330:ILE:HD12	1.55	0.85
1:A:291:ILE:HG21	1:A:330:ILE:HG22	0.87	0.85
2:N:21:ILE:HD11	2:O:31:PHE:CE2	2.09	0.85
2:O:124:LYS:HA	2:O:126:PHE:CZ	2.12	0.85
1:E:258:LYS:N	1:E:259:TYR:HA	1.91	0.85
1:F:541:VAL:O	1:F:545:GLN:CG	2.24	0.85
2:H:31:PHE:HE2	2:I:21:ILE:CD1	1.86	0.85
2:T:124:LYS:CA	2:T:126:PHE:CE1	2.60	0.85
1:F:541:VAL:HB	1:F:545:GLN:CB	2.07	0.84
2:L:63:PHE:CE2	2:M:20:VAL:CG1	2.60	0.84
2:H:29:ARG:HB3	2:H:31:PHE:HE1	1.38	0.84
1:B:288:HIS:CB	1:B:330:ILE:HD13	1.91	0.84

Continued on next page...

Continued from previous page...

Atom-1	Atom-2	Interatomic distance (Å)	Clash overlap (Å)
1:F:541:VAL:HG12	1:F:545:GLN:CD	1.97	0.84
1:B:288:HIS:O	1:B:291:ILE:HG22	1.76	0.84
2:J:29:ARG:HD2	2:J:31:PHE:CZ	2.11	0.84
1:A:291:ILE:HG21	1:A:330:ILE:HG23	1.14	0.84
1:B:288:HIS:CG	1:B:330:ILE:HD12	2.05	0.84
1:B:308:LYS:HB2	1:B:309:PRO:CD	2.07	0.84
1:B:259:TYR:CE2	3:X:3:UNK:O	2.30	0.84
1:C:327:PHE:CZ	1:C:332:GLU:OE1	2.31	0.84
1:A:339:ARG:HB2	1:B:392:ARG:HH12	1.02	0.83
1:A:700:GLY:CA	1:A:701:ALA:CB	2.42	0.83
1:E:222:ALA:HB2	4:E:801:ADP:C4'	2.08	0.83
2:N:124:LYS:CA	2:N:126:PHE:CE1	2.60	0.83
2:G:124:LYS:C	2:G:126:PHE:CE1	2.51	0.83
1:B:566:ILE:HD13	1:B:603:MET:HB3	1.60	0.83
1:B:427:GLU:OE1	1:B:439:LYS:HG2	1.79	0.83
2:Q:124:LYS:C	2:Q:126:PHE:CE1	2.52	0.83
2:L:33:ILE:HG23	2:L:34:TYR:H	1.44	0.83
2:M:19:MET:O	2:M:20:VAL:CG2	2.25	0.82
1:C:331:PHE:O	1:C:333:LYS:N	2.12	0.82
1:F:189:ILE:C	4:F:801:ADP:N6	2.33	0.82
1:C:331:PHE:CZ	1:C:338:ALA:HB2	2.14	0.82
2:M:18:PRO:O	2:M:33:ILE:CG2	2.27	0.82
2:I:31:PHE:HE2	2:J:21:ILE:CG1	1.91	0.82
2:R:21:ILE:HD11	2:S:31:PHE:CE2	2.14	0.82
1:B:288:HIS:CD2	1:B:330:ILE:CD1	2.63	0.82
1:A:291:ILE:HB	1:A:330:ILE:CG2	1.93	0.81
1:A:287:ILE:O	1:A:290:ILE:CG2	2.25	0.81
2:G:31:PHE:CE2	2:H:21:ILE:HD11	2.14	0.81
2:R:124:LYS:CA	2:R:126:PHE:CE1	2.63	0.81
2:G:124:LYS:HA	2:G:126:PHE:CZ	2.14	0.81
2:H:124:LYS:HA	2:H:126:PHE:CZ	2.14	0.81
1:E:219:GLY:HA2	4:E:801:ADP:C4'	2.11	0.81
1:B:301:VAL:HG12	1:B:306:LEU:HD22	1.61	0.81
1:E:259:TYR:CZ	1:E:260:ARG:HG2	2.16	0.81
2:K:29:ARG:HB3	2:K:31:PHE:CE1	2.15	0.81
2:P:124:LYS:CA	2:P:126:PHE:CE1	2.63	0.81
1:A:498:GLY:CA	1:A:701:ALA:O	2.28	0.81
1:B:293:ALA:CB	1:B:303:ALA:CA	2.58	0.81
2:M:124:LYS:HA	2:M:126:PHE:CE1	2.16	0.81
1:C:326:GLU:CG	1:C:330:ILE:CD1	2.57	0.80
2:T:29:ARG:HB3	2:T:31:PHE:HE1	1.46	0.80

Continued on next page...

Continued from previous page...

Atom-1	Atom-2	Interatomic distance (Å)	Clash overlap (Å)
1:A:339:ARG:CA	1:B:392:ARG:NH1	2.38	0.80
1:D:388:TYR:CZ	1:D:436:ILE:CD1	2.64	0.80
1:F:216:SER:CB	4:F:801:ADP:O1B	2.01	0.80
2:I:124:LYS:CA	2:I:126:PHE:CE1	2.64	0.80
1:C:288:HIS:HB2	1:C:330:ILE:CG2	2.12	0.80
1:C:326:GLU:HA	1:C:330:ILE:HG13	1.63	0.80
2:M:18:PRO:O	2:M:33:ILE:N	2.14	0.80
2:L:124:LYS:CA	2:L:126:PHE:CE1	2.65	0.79
2:P:29:ARG:HD2	2:P:31:PHE:CE1	2.17	0.79
1:A:244:THR:HG22	1:A:246:TYR:CE1	2.17	0.79
2:N:29:ARG:HD2	2:N:31:PHE:CZ	2.16	0.79
1:B:288:HIS:CB	1:B:330:ILE:HG21	2.13	0.79
1:B:565:GLU:CD	1:B:568:LYS:CD	2.51	0.79
1:F:220:LYS:HE3	4:F:801:ADP:O1B	1.81	0.79
2:R:124:LYS:C	2:R:126:PHE:CE1	2.56	0.79
1:B:293:ALA:HB2	1:B:303:ALA:CB	1.81	0.79
1:B:301:VAL:HG13	1:B:306:LEU:HD22	1.64	0.79
1:B:302:ASP:O	1:B:306:LEU:HD21	1.83	0.79
2:L:29:ARG:NH1	2:M:28:GLU:OE2	2.12	0.79
1:C:540:TYR:OH	1:D:528:HIS:HB3	1.81	0.78
2:M:19:MET:HA	2:M:33:ILE:N	1.98	0.78
1:B:287:ILE:O	1:B:290:ILE:HG22	1.82	0.78
1:B:565:GLU:CG	1:B:568:LYS:HD2	2.13	0.78
1:C:331:PHE:HE2	1:C:338:ALA:CA	1.84	0.78
2:G:124:LYS:CA	2:G:126:PHE:CE1	2.66	0.78
1:D:541:VAL:CG2	3:Y:7:UNK:CB	2.62	0.78
1:A:244:THR:HG21	1:A:246:TYR:CE2	2.19	0.78
1:C:288:HIS:CD2	1:C:330:ILE:HD13	2.19	0.78
2:O:124:LYS:C	2:O:126:PHE:CE1	2.57	0.78
2:H:124:LYS:CA	2:H:126:PHE:HE1	1.97	0.77
2:L:56:LEU:HD11	2:M:18:PRO:CG	2.13	0.77
2:Q:29:ARG:HB3	2:Q:31:PHE:HE1	1.49	0.77
1:A:290:ILE:HD11	1:A:307:ILE:HD12	1.64	0.77
2:L:17:VAL:CG1	2:L:33:ILE:CG2	2.62	0.77
1:C:288:HIS:NE2	1:C:326:GLU:CD	2.38	0.77
2:K:31:PHE:CE2	2:L:21:ILE:HD11	2.18	0.77
2:M:18:PRO:O	2:M:33:ILE:HB	1.82	0.77
2:R:29:ARG:HD2	2:R:31:PHE:HZ	1.46	0.77
1:A:339:ARG:HA	1:B:392:ARG:HH12	1.49	0.77
2:J:124:LYS:HA	2:J:126:PHE:HE1	1.47	0.77
2:L:63:PHE:CE2	2:M:20:VAL:HG12	2.18	0.76

Continued on next page...

Continued from previous page...

Atom-1	Atom-2	Interatomic distance (Å)	Clash overlap (Å)
1:A:254:LEU:HD13	1:A:295:ALA:HB2	1.67	0.76
1:B:293:ALA:HB3	1:B:303:ALA:H	1.45	0.76
1:D:541:VAL:HG11	3:Y:7:UNK:CB	2.15	0.76
1:B:218:VAL:CG1	1:B:393:HIS:ND1	2.49	0.76
1:E:357:ILE:CG1	4:E:801:ADP:C6	2.69	0.76
1:B:427:GLU:OE1	1:B:439:LYS:CG	2.34	0.76
1:C:331:PHE:C	1:C:333:LYS:H	1.87	0.76
2:O:124:LYS:CA	2:O:126:PHE:CE1	2.68	0.76
2:M:124:LYS:HA	2:M:126:PHE:CZ	2.21	0.75
1:C:327:PHE:C	1:C:332:GLU:HG2	2.05	0.75
1:A:339:ARG:CB	1:B:392:ARG:CZ	2.63	0.75
1:B:328:SER:HA	1:B:332:GLU:HG2	1.67	0.75
1:A:339:ARG:HB3	1:B:392:ARG:CZ	2.16	0.75
1:A:339:ARG:CA	1:B:392:ARG:HH22	2.00	0.75
1:B:386:VAL:CG2	1:B:394:LEU:CD1	2.64	0.75
1:D:541:VAL:HG22	3:Y:7:UNK:CB	2.17	0.74
2:N:29:ARG:HD2	2:N:31:PHE:CE1	2.22	0.74
2:S:124:LYS:CA	2:S:126:PHE:HE1	2.00	0.74
1:B:328:SER:HA	1:B:332:GLU:CG	2.18	0.74
1:A:339:ARG:HB2	1:B:392:ARG:HH11	1.50	0.74
1:B:288:HIS:CG	1:B:330:ILE:HD13	2.14	0.74
1:B:302:ASP:O	1:B:306:LEU:CD2	2.36	0.74
1:B:302:ASP:C	1:B:304:ALA:N	2.40	0.74
1:C:331:PHE:CE1	1:C:337:LEU:CB	2.67	0.74
1:E:357:ILE:CG1	4:E:801:ADP:N1	2.48	0.74
1:C:541:VAL:HG23	3:Y:5:UNK:O	1.88	0.74
2:H:31:PHE:CZ	2:I:21:ILE:HD11	2.22	0.74
1:B:540:TYR:HE2	3:Y:2:UNK:CB	2.01	0.74
2:L:56:LEU:HD21	2:M:18:PRO:HD3	1.68	0.74
1:A:491:PHE:CD2	1:A:645:ASP:HB2	2.23	0.73
1:C:259:TYR:CD2	3:X:5:UNK:O	2.41	0.73
1:A:491:PHE:HB3	1:A:646:ASN:O	1.88	0.73
2:N:29:ARG:HB3	2:N:31:PHE:CE1	2.20	0.73
2:S:124:LYS:HA	2:S:126:PHE:HE1	1.53	0.73
1:B:348:GLU:HG2	1:B:349:PRO:HD2	1.71	0.72
1:B:386:VAL:HG21	1:B:394:LEU:HD11	1.71	0.72
2:K:124:LYS:CA	2:K:126:PHE:HE1	2.01	0.72
2:Q:124:LYS:CA	2:Q:126:PHE:CE1	2.71	0.72
1:C:326:GLU:CA	1:C:330:ILE:HG13	2.19	0.72
2:L:33:ILE:CG2	2:L:34:TYR:H	2.02	0.72
2:L:17:VAL:HG13	2:L:33:ILE:HG21	1.70	0.72

Continued on next page...

Continued from previous page...

Atom-1	Atom-2	Interatomic distance (Å)	Clash overlap (Å)
2:M:124:LYS:C	2:M:126:PHE:CE1	2.63	0.72
1:B:291:ILE:HB	1:B:331:PHE:CZ	2.24	0.72
1:B:290:ILE:HD12	1:B:303:ALA:HB3	1.71	0.71
2:L:17:VAL:CG1	2:L:33:ILE:HG22	2.20	0.71
1:B:288:HIS:HB2	1:B:330:ILE:CG2	2.19	0.71
2:I:31:PHE:HE2	2:J:21:ILE:CD1	2.03	0.70
1:C:327:PHE:CE2	1:C:332:GLU:CD	2.65	0.70
1:B:290:ILE:CD1	1:B:303:ALA:HB3	2.20	0.70
1:B:302:ASP:C	1:B:306:LEU:HD21	2.11	0.70
2:L:18:PRO:HG2	2:L:33:ILE:HD13	1.72	0.70
2:L:32:ASP:O	2:L:33:ILE:HG22	1.90	0.70
2:I:31:PHE:HE2	2:J:21:ILE:HG13	1.47	0.70
1:B:386:VAL:HG21	1:B:394:LEU:CD1	2.22	0.70
1:C:324:TYR:OH	1:C:345:ASP:OD1	2.04	0.70
2:H:31:PHE:CZ	2:I:21:ILE:CD1	2.75	0.70
2:I:124:LYS:O	2:I:126:PHE:CE1	2.44	0.70
1:F:444:SER:CB	1:F:447:ASP:HB2	2.21	0.70
2:Q:29:ARG:HD2	2:Q:31:PHE:CZ	2.27	0.70
1:B:288:HIS:CD2	1:B:330:ILE:HD13	2.26	0.69
1:B:328:SER:CA	1:B:332:GLU:HB2	2.21	0.69
2:O:29:ARG:HB3	2:O:31:PHE:CE1	2.21	0.69
2:L:33:ILE:CG2	2:L:34:TYR:N	2.55	0.69
1:A:703:PRO:C	1:A:705:ALA:N	2.45	0.69
1:A:702:ARG:NH2	4:A:802:ADP:PB	2.63	0.69
1:B:290:ILE:HD12	1:B:303:ALA:CB	2.22	0.69
1:A:703:PRO:O	1:A:704:MET:C	2.28	0.69
1:F:243:CYS:SG	1:F:279:ASN:O	2.44	0.69
2:T:29:ARG:HD2	2:T:31:PHE:CZ	2.28	0.69
1:C:328:SER:HA	1:C:332:GLU:HG3	0.69	0.69
2:L:63:PHE:CE2	2:M:20:VAL:HG11	2.25	0.69
2:O:22:GLU:OE2	2:O:39:LYS:NZ	2.25	0.69
1:E:260:ARG:O	1:E:260:ARG:NH1	2.20	0.69
1:F:540:TYR:HE1	1:F:543:PHE:HA	1.57	0.69
2:J:124:LYS:CA	2:J:126:PHE:HE1	2.04	0.68
2:L:17:VAL:CG1	2:L:33:ILE:HG21	2.23	0.68
2:L:124:LYS:O	2:L:126:PHE:CE1	2.46	0.68
2:T:124:LYS:O	2:T:126:PHE:CE1	2.46	0.68
1:E:257:THR:C	1:E:259:TYR:HA	2.13	0.68
2:M:19:MET:C	2:M:20:VAL:CG2	2.60	0.68
1:A:404:GLU:HG2	1:A:429:VAL:HG13	1.76	0.68
1:C:326:GLU:C	1:C:330:ILE:HG13	2.13	0.68

Continued on next page...

Continued from previous page...

Atom-1	Atom-2	Interatomic distance (Å)	Clash overlap (Å)
1:B:291:ILE:HD13	1:B:331:PHE:HD1	1.59	0.68
1:F:545:GLN:N	1:F:546:GLY:HA2	2.08	0.68
1:D:392:ARG:O	1:D:397:LYS:HD3	1.93	0.68
1:C:328:SER:C	1:C:332:GLU:CG	2.62	0.67
2:N:20:VAL:HB	2:O:63:PHE:CZ	2.29	0.67
1:E:259:TYR:CE1	1:E:260:ARG:HG2	2.28	0.67
1:F:484:GLU:O	1:F:597:ARG:HD2	1.94	0.67
2:H:29:ARG:CB	2:H:31:PHE:HE1	2.06	0.67
1:A:339:ARG:CA	1:B:392:ARG:NH2	2.57	0.67
1:A:491:PHE:HD2	1:A:646:ASN:N	1.93	0.67
1:F:444:SER:HB3	1:F:448:THR:H	1.59	0.67
2:L:56:LEU:CD1	2:M:18:PRO:HD2	2.18	0.67
2:K:124:LYS:O	2:K:126:PHE:CE1	2.47	0.67
1:E:222:ALA:HB2	4:E:801:ADP:H4'	1.76	0.67
2:Q:21:ILE:CD1	2:R:31:PHE:HE2	1.98	0.67
1:B:394:LEU:O	1:B:394:LEU:HD23	1.95	0.67
1:B:566:ILE:HD13	1:B:603:MET:CB	2.25	0.67
1:E:260:ARG:CD	1:E:264:GLU:HG3	2.24	0.67
2:S:21:ILE:CD1	2:T:31:PHE:HE2	1.96	0.67
1:B:288:HIS:HA	1:B:331:PHE:CD2	2.23	0.67
2:N:124:LYS:O	2:N:126:PHE:CE1	2.47	0.66
1:C:326:GLU:CA	1:C:330:ILE:CD1	2.73	0.66
1:F:444:SER:OG	1:F:447:ASP:CB	2.36	0.66
2:P:29:ARG:HD2	2:P:31:PHE:HE1	1.60	0.66
2:H:29:ARG:HD3	2:H:31:PHE:HZ	1.61	0.66
1:C:327:PHE:O	1:C:332:GLU:HG2	1.96	0.66
2:O:21:ILE:CD1	2:P:31:PHE:CE2	2.68	0.66
1:B:302:ASP:C	1:B:304:ALA:H	1.99	0.66
1:B:394:LEU:HD23	1:B:394:LEU:C	2.16	0.66
2:N:31:PHE:HE2	2:T:21:ILE:CD1	1.99	0.66
2:P:20:VAL:HB	2:Q:63:PHE:CZ	2.31	0.66
1:C:301:VAL:O	1:C:302:ASP:HB2	1.95	0.66
1:A:627:ASP:C	1:A:629:MET:N	2.46	0.66
1:B:327:PHE:CE2	1:B:332:GLU:OE1	2.49	0.65
1:C:348:GLU:CG	1:C:349:PRO:HD2	2.26	0.65
2:S:124:LYS:O	2:S:126:PHE:CE1	2.49	0.65
2:H:124:LYS:HA	2:H:126:PHE:HE1	1.48	0.65
2:N:124:LYS:CA	2:N:126:PHE:HE1	2.09	0.65
1:A:291:ILE:CG1	1:A:330:ILE:HG21	2.27	0.65
1:A:699:MET:SD	1:A:699:MET:N	2.69	0.65
2:I:91:TYR:OH	2:I:166:LEU:HD22	1.97	0.65

Continued on next page...

Continued from previous page...

Atom-1	Atom-2	Interatomic distance (Å)	Clash overlap (Å)
2:S:29:ARG:HD2	2:S:31:PHE:HZ	1.62	0.65
1:A:339:ARG:HA	1:B:392:ARG:NH1	2.06	0.65
1:A:491:PHE:CD2	1:A:646:ASN:N	2.65	0.65
1:E:357:ILE:HG12	4:E:801:ADP:C6	2.32	0.65
2:G:21:ILE:HD11	2:M:31:PHE:CE2	2.28	0.65
1:A:339:ARG:HA	1:B:392:ARG:CZ	2.27	0.65
1:C:331:PHE:CE1	1:C:334:ASP:HB3	2.32	0.65
2:T:124:LYS:CA	2:T:126:PHE:HE1	2.10	0.65
1:C:328:SER:O	1:C:332:GLU:HB2	1.97	0.65
1:E:222:ALA:HB2	4:E:801:ADP:O3'	1.98	0.65
1:A:291:ILE:CG1	1:A:330:ILE:CG2	2.75	0.64
1:A:296:ALA:HB3	1:A:302:ASP:OD1	1.97	0.64
1:F:444:SER:HB3	1:F:448:THR:N	2.11	0.64
1:B:306:LEU:H	1:B:306:LEU:CD2	1.96	0.64
2:P:29:ARG:HB3	2:P:31:PHE:HE1	1.62	0.64
1:B:521:MET:HB2	1:B:565:GLU:O	1.97	0.64
2:I:31:PHE:CE2	2:J:21:ILE:CG1	2.74	0.64
2:I:31:PHE:HE2	2:J:21:ILE:HD11	1.62	0.64
2:Q:29:ARG:HB3	2:Q:31:PHE:CE1	2.31	0.64
1:E:222:ALA:N	4:E:801:ADP:O2A	2.31	0.64
1:B:566:ILE:HD13	1:B:603:MET:CG	2.27	0.64
1:F:541:VAL:CA	1:F:545:GLN:HG3	2.27	0.64
2:M:124:LYS:CA	2:M:126:PHE:CE1	2.80	0.64
2:K:124:LYS:HA	2:K:126:PHE:HE1	1.54	0.63
1:A:296:ALA:CB	1:A:302:ASP:OD1	2.46	0.63
1:A:695:TYR:HA	1:A:700:GLY:HA3	1.79	0.63
1:C:288:HIS:CD2	1:C:330:ILE:CD1	2.81	0.63
4:E:801:ADP:H4'	4:E:801:ADP:O2A	1.97	0.63
1:F:544:ASP:HB2	1:F:592:ARG:NH2	2.14	0.63
2:P:70:GLU:OE2	2:P:98:LYS:NZ	2.32	0.63
1:F:545:GLN:HB2	1:F:546:GLY:C	2.19	0.63
2:S:29:ARG:HD2	2:S:31:PHE:CZ	2.34	0.63
1:B:305:ASN:O	1:B:308:LYS:HG3	1.98	0.63
1:B:616:SER:OG	1:B:621:HIS:CD2	2.52	0.63
2:P:29:ARG:HD2	2:P:31:PHE:CZ	2.34	0.63
1:B:303:ALA:O	1:B:307:ILE:HD12	1.99	0.63
1:C:326:GLU:HA	1:C:330:ILE:CG1	2.29	0.63
1:D:544:ASP:OD1	1:D:544:ASP:N	2.27	0.63
1:C:328:SER:C	1:C:332:GLU:HG2	2.17	0.63
1:A:291:ILE:HD12	1:A:330:ILE:CG2	2.26	0.62
1:C:214:GLY:HA2	1:C:324:TYR:CE1	2.33	0.62

Continued on next page...

Continued from previous page...

Atom-1	Atom-2	Interatomic distance (Å)	Clash overlap (Å)
2:P:124:LYS:O	2:P:126:PHE:CE1	2.52	0.62
1:C:331:PHE:CZ	1:C:338:ALA:CB	2.64	0.62
1:B:306:LEU:HD23	1:B:306:LEU:N	2.00	0.62
1:B:328:SER:CA	1:B:332:GLU:CB	2.74	0.62
2:M:19:MET:O	2:M:20:VAL:HG13	2.00	0.62
2:Q:29:ARG:HD2	2:Q:31:PHE:CE1	2.34	0.62
1:A:291:ILE:CD1	1:A:330:ILE:HG21	2.25	0.62
1:A:491:PHE:CE2	1:A:645:ASP:HB3	2.35	0.62
2:Q:124:LYS:O	2:Q:126:PHE:CE1	2.53	0.62
2:L:32:ASP:OD1	2:M:15:ALA:N	2.33	0.61
1:B:271:LEU:O	1:B:275:GLU:HG3	2.00	0.61
1:B:218:VAL:HG13	1:B:393:HIS:ND1	2.14	0.61
3:Y:4:UNK:O	3:Y:5:UNK:CB	2.47	0.61
2:M:28:GLU:CA	2:M:29:ARG:CB	2.77	0.61
1:B:302:ASP:O	1:B:303:ALA:C	2.37	0.61
1:B:326:GLU:O	1:B:330:ILE:HG13	2.00	0.61
1:C:331:PHE:HE1	1:C:337:LEU:CB	1.93	0.61
3:X:3:UNK:O	3:X:4:UNK:O	2.18	0.61
2:N:29:ARG:HD2	2:N:31:PHE:HZ	1.66	0.61
2:R:29:ARG:CB	2:R:31:PHE:HE1	2.01	0.61
2:T:29:ARG:HB3	2:T:31:PHE:CE1	2.34	0.61
1:B:238:GLU:N	1:B:238:GLU:OE1	2.33	0.61
1:B:259:TYR:CD2	3:X:4:UNK:O	2.53	0.61
1:B:566:ILE:HG22	1:B:605:THR:HB	1.83	0.61
1:E:222:ALA:HB2	4:E:801:ADP:C3'	2.31	0.61
1:A:175:ASN:HA	1:A:246:TYR:CD2	2.37	0.60
1:B:354:THR:HG21	1:B:394:LEU:CD2	2.31	0.60
1:B:503:GLU:OE1	1:B:503:GLU:HA	2.01	0.60
1:C:540:TYR:HH	1:D:528:HIS:HB2	1.60	0.60
2:O:29:ARG:HD2	2:O:31:PHE:CZ	2.35	0.60
1:B:394:LEU:HA	1:B:397:LYS:HE3	1.83	0.60
1:C:331:PHE:CZ	1:C:338:ALA:HA	2.23	0.60
2:I:126:PHE:HD2	2:I:201:SER:OG	1.85	0.60
1:B:291:ILE:CB	1:B:331:PHE:CE1	2.83	0.60
1:A:610:ARG:O	1:A:610:ARG:HG2	2.02	0.60
1:B:330:ILE:HG22	1:B:331:PHE:N	2.17	0.60
1:A:174:THR:O	1:A:246:TYR:HA	2.02	0.59
1:F:530:VAL:HG11	1:F:572:ASP:HB2	1.84	0.59
1:B:386:VAL:CG2	1:B:394:LEU:HD12	2.30	0.59
1:C:348:GLU:HG2	1:C:349:PRO:HD2	1.83	0.59
1:D:384:LEU:O	1:D:388:TYR:HB2	2.01	0.59

Continued on next page...

Continued from previous page...

Atom-1	Atom-2	Interatomic distance (Å)	Clash overlap (Å)
1:B:386:VAL:HG22	1:B:394:LEU:HD12	1.84	0.59
1:C:331:PHE:CZ	1:C:337:LEU:C	2.62	0.59
1:E:260:ARG:HD3	1:E:264:GLU:HG3	1.83	0.59
2:G:124:LYS:CA	2:G:126:PHE:HE1	2.14	0.59
1:B:293:ALA:CB	1:B:303:ALA:H	2.07	0.59
1:B:307:ILE:HG22	1:B:307:ILE:O	2.02	0.59
1:D:388:TYR:CZ	1:D:436:ILE:HD11	2.36	0.59
1:C:331:PHE:HE2	1:C:338:ALA:HA	1.56	0.59
1:B:291:ILE:HD13	1:B:331:PHE:CE1	2.35	0.59
1:C:540:TYR:CE1	1:D:528:HIS:HB2	2.38	0.59
1:E:259:TYR:CD2	1:E:260:ARG:HG3	2.38	0.59
1:B:566:ILE:HD13	1:B:603:MET:SD	2.42	0.59
1:A:703:PRO:C	1:A:705:ALA:H	2.04	0.59
1:B:216:SER:N	1:B:393:HIS:NE2	2.50	0.59
1:A:492:LEU:HD21	1:A:605:THR:HG21	1.83	0.58
1:E:260:ARG:O	1:E:260:ARG:HD2	2.04	0.58
1:C:540:TYR:HE2	3:Y:4:UNK:CB	2.16	0.58
2:H:124:LYS:O	2:H:126:PHE:CE1	2.56	0.58
2:M:22:GLU:OE1	2:M:36:ARG:CD	2.51	0.58
2:M:22:GLU:OE1	2:M:36:ARG:CZ	2.52	0.58
1:B:300:GLN:H	1:B:300:GLN:NE2	2.01	0.58
1:B:308:LYS:CB	1:B:309:PRO:CD	2.79	0.58
1:A:244:THR:HG21	1:A:246:TYR:OH	2.03	0.58
1:C:627:ASP:OD1	1:C:627:ASP:N	2.35	0.58
1:E:221:THR:HG21	4:E:801:ADP:O1B	2.03	0.58
1:B:539:GLY:O	3:Y:4:UNK:HA	2.04	0.58
1:A:339:ARG:CA	1:B:392:ARG:CZ	2.81	0.58
1:B:391:ASP:O	1:B:392:ARG:HD3	2.04	0.58
2:M:17:VAL:HG13	2:M:18:PRO:HD2	1.86	0.58
1:C:325:GLN:O	1:C:329:ASN:HB2	2.04	0.57
1:F:544:ASP:HB2	1:F:592:ARG:HH22	1.69	0.57
2:O:21:ILE:HD11	2:P:31:PHE:CZ	2.37	0.57
1:A:290:ILE:CD1	1:A:307:ILE:CD1	2.77	0.57
2:H:126:PHE:CD2	2:H:201:SER:OG	2.57	0.57
2:S:21:ILE:CD1	2:T:31:PHE:CE2	2.80	0.57
1:B:565:GLU:CG	1:B:568:LYS:CD	2.83	0.57
1:A:701:ALA:O	1:A:702:ARG:HB2	2.05	0.57
1:B:331:PHE:CD1	1:B:337:LEU:HD23	2.40	0.57
2:H:124:LYS:C	2:H:126:PHE:HE1	2.04	0.57
1:A:702:ARG:NE	4:A:802:ADP:O5'	2.36	0.57
2:T:124:LYS:HA	2:T:126:PHE:HE1	1.62	0.57

Continued on next page...

Continued from previous page...

Atom-1	Atom-2	Interatomic distance (Å)	Clash overlap (Å)
1:B:521:MET:HB2	1:B:564:ASP:O	2.05	0.57
1:F:727:ASP:OD1	1:F:727:ASP:N	2.37	0.57
2:O:126:PHE:HD2	2:O:201:SER:OG	1.87	0.57
1:B:540:TYR:CE2	3:Y:2:UNK:CB	2.86	0.57
1:F:243:CYS:SG	1:F:244:THR:N	2.76	0.57
2:H:126:PHE:HD2	2:H:201:SER:OG	1.87	0.57
1:C:288:HIS:CB	1:C:330:ILE:HG21	2.26	0.57
1:C:328:SER:HB2	1:C:332:GLU:HG3	1.86	0.57
1:C:483:HIS:ND1	1:C:484:GLU:N	2.53	0.57
1:B:565:GLU:HG2	1:B:568:LYS:CD	2.35	0.57
1:D:327:PHE:CZ	1:D:332:GLU:OE2	2.58	0.57
1:A:254:LEU:HD13	1:A:295:ALA:CB	2.34	0.56
2:H:63:PHE:CZ	2:I:20:VAL:HB	2.39	0.56
2:K:17:VAL:HG11	2:K:32:ASP:OD1	2.05	0.56
3:Y:5:UNK:O	3:Y:6:UNK:O	2.23	0.56
1:A:404:GLU:OE1	1:A:433:ILE:HD11	2.05	0.56
1:C:326:GLU:HA	1:C:330:ILE:CD1	2.35	0.56
2:M:28:GLU:HA	2:M:29:ARG:CB	2.17	0.56
2:S:126:PHE:HD2	2:S:201:SER:OG	1.88	0.56
2:T:29:ARG:HD2	2:T:31:PHE:CE1	2.41	0.56
2:I:126:PHE:CD1	2:I:126:PHE:N	2.73	0.56
2:T:126:PHE:HD2	2:T:201:SER:HG	1.53	0.56
1:A:290:ILE:HD11	1:A:307:ILE:HD13	1.83	0.56
1:A:491:PHE:N	1:A:491:PHE:CD1	2.73	0.56
1:A:696:ASP:H	1:A:700:GLY:HA3	1.70	0.56
2:L:28:GLU:O	2:L:29:ARG:HB2	2.05	0.56
1:A:699:MET:CA	1:A:701:ALA:CB	2.84	0.56
1:F:396:ASP:OD1	4:F:801:ADP:H4'	2.05	0.56
1:B:327:PHE:CZ	1:B:332:GLU:OE1	2.58	0.56
1:C:538:PRO:HA	1:C:543:PHE:CD1	2.41	0.56
1:E:357:ILE:HD13	4:E:801:ADP:C4	2.41	0.56
2:J:201:SER:OG	2:J:202:ILE:N	2.38	0.56
1:F:738:GLU:HB2	1:F:740:ASN:ND2	2.21	0.56
2:G:124:LYS:O	2:G:126:PHE:CE1	2.58	0.56
2:N:63:PHE:CZ	2:T:20:VAL:HB	2.41	0.56
1:F:526:GLU:O	1:F:530:VAL:HG23	2.06	0.55
2:L:17:VAL:HG12	2:L:33:ILE:HG22	1.86	0.55
1:B:386:VAL:CG2	1:B:394:LEU:HD11	2.34	0.55
2:O:20:VAL:HB	2:P:63:PHE:CZ	2.41	0.55
1:A:696:ASP:HB3	1:A:699:MET:O	2.06	0.55
1:A:703:PRO:O	1:A:706:ARG:N	2.39	0.55

Continued on next page...

Continued from previous page...

Atom-1	Atom-2	Interatomic distance (Å)	Clash overlap (Å)
1:A:595:ASP:OD1	1:A:597:ARG:HB2	2.06	0.55
1:F:343:LYS:NZ	1:F:345:ASP:OD1	2.40	0.55
2:M:19:MET:O	2:M:20:VAL:CB	2.54	0.55
2:N:126:PHE:HD2	2:N:201:SER:OG	1.90	0.55
1:B:288:HIS:CD2	1:B:330:ILE:HD11	2.38	0.55
1:B:565:GLU:CD	1:B:568:LYS:CE	2.74	0.55
1:E:588:ASP:OD1	1:E:588:ASP:C	2.44	0.55
1:F:541:VAL:HB	1:F:545:GLN:HB2	1.86	0.55
2:R:29:ARG:HD2	2:R:31:PHE:CE1	2.41	0.55
3:X:3:UNK:O	3:X:4:UNK:C	2.55	0.55
1:A:292:GLY:O	1:A:293:ALA:HB3	2.07	0.55
2:P:124:LYS:CA	2:P:126:PHE:HE1	2.17	0.55
1:A:291:ILE:HD12	1:A:331:PHE:CE1	2.34	0.55
1:D:388:TYR:CZ	1:D:436:ILE:HD12	2.42	0.55
2:N:31:PHE:CE2	2:T:21:ILE:CD1	2.83	0.55
2:P:126:PHE:HD2	2:P:201:SER:OG	1.90	0.55
2:R:124:LYS:HA	2:R:126:PHE:HE1	1.63	0.55
1:A:286:GLU:HB3	1:A:289:THR:CG2	2.37	0.54
1:C:325:GLN:O	1:C:329:ASN:CB	2.55	0.54
1:D:540:TYR:CD2	3:Y:6:UNK:CB	2.91	0.54
1:F:604:THR:O	1:F:605:THR:HB	2.07	0.54
2:N:22:GLU:OE1	2:N:36:ARG:NE	2.40	0.54
1:B:288:HIS:O	1:B:291:ILE:CG2	2.54	0.54
3:Y:3:UNK:O	3:Y:4:UNK:CB	2.54	0.54
2:I:124:LYS:O	2:I:126:PHE:HE1	1.89	0.54
1:A:702:ARG:HA	4:A:802:ADP:H5'1	1.88	0.54
1:B:301:VAL:HG22	1:C:289:THR:HB	1.90	0.54
1:D:327:PHE:CE2	1:D:332:GLU:CD	2.81	0.54
2:T:29:ARG:HD2	2:T:31:PHE:HZ	1.71	0.54
2:J:123:GLY:O	2:J:126:PHE:CZ	2.61	0.54
1:A:244:THR:HB	1:A:246:TYR:CE1	2.42	0.54
1:A:685:GLU:HG2	1:A:686:ALA:N	2.22	0.54
1:B:394:LEU:HA	1:B:397:LYS:CE	2.37	0.54
2:T:124:LYS:C	2:T:126:PHE:HE1	2.08	0.54
1:A:702:ARG:HB3	1:A:703:PRO:CD	2.38	0.54
2:S:17:VAL:HG11	2:S:32:ASP:OD1	2.08	0.54
1:A:396:ASP:OD1	1:F:207:LYS:NZ	2.41	0.53
1:A:404:GLU:HG2	1:A:429:VAL:CG1	2.37	0.53
1:C:288:HIS:ND1	1:C:326:GLU:OE1	2.35	0.53
2:O:124:LYS:O	2:O:126:PHE:CE1	2.61	0.53
2:S:20:VAL:HB	2:T:63:PHE:CZ	2.43	0.53

Continued on next page...

Continued from previous page...

Atom-1	Atom-2	Interatomic distance (Å)	Clash overlap (Å)
1:E:260:ARG:HB2	1:E:264:GLU:H	1.72	0.53
2:O:185:ASP:OD1	2:O:185:ASP:N	2.40	0.53
1:B:392:ARG:O	1:B:397:LYS:HE2	2.07	0.53
1:C:328:SER:N	1:C:332:GLU:CG	2.52	0.53
1:E:259:TYR:CZ	1:E:260:ARG:CG	2.90	0.53
1:D:551:ASP:OD2	1:D:555:LYS:NZ	2.42	0.53
2:I:124:LYS:CA	2:I:126:PHE:HE1	2.18	0.53
2:M:19:MET:HA	2:M:33:ILE:H	1.70	0.53
2:M:28:GLU:N	2:M:29:ARG:HB2	2.22	0.53
2:R:22:GLU:OE2	2:R:39:LYS:NZ	2.41	0.53
1:A:264:GLU:HG2	1:B:254:LEU:HB2	1.90	0.53
1:C:259:TYR:CE2	3:X:5:UNK:O	2.61	0.53
2:J:124:LYS:O	2:J:126:PHE:CE1	2.62	0.53
1:B:540:TYR:CZ	1:C:528:HIS:HB2	2.44	0.53
1:C:326:GLU:CA	1:C:330:ILE:CG1	2.85	0.53
1:B:348:GLU:CG	1:B:349:PRO:HD2	2.39	0.53
1:C:327:PHE:CD2	1:C:328:SER:N	2.77	0.53
1:C:486:LYS:NZ	1:C:582:ASP:OD1	2.42	0.53
2:I:124:LYS:C	2:I:126:PHE:HE1	2.06	0.53
2:L:124:LYS:CA	2:L:126:PHE:HE1	2.20	0.53
2:P:17:VAL:HG11	2:P:32:ASP:OD1	2.08	0.53
2:H:29:ARG:HB3	2:H:31:PHE:CZ	2.40	0.53
2:I:25:SER:OG	2:I:26:ARG:N	2.42	0.53
1:A:700:GLY:N	1:A:701:ALA:CA	2.69	0.52
2:T:17:VAL:HG11	2:T:32:ASP:OD1	2.08	0.52
1:A:698:ALA:HB1	1:A:699:MET:SD	2.47	0.52
1:B:288:HIS:N	1:B:331:PHE:HE2	2.05	0.52
2:K:25:SER:OG	2:K:26:ARG:N	2.43	0.52
1:E:260:ARG:CD	1:E:264:GLU:OE2	2.58	0.52
2:J:123:GLY:O	2:J:126:PHE:HZ	1.92	0.52
2:R:124:LYS:O	2:R:126:PHE:CE1	2.63	0.52
1:A:484:GLU:O	1:A:597:ARG:HD2	2.10	0.52
1:B:290:ILE:HD12	1:B:293:ALA:HB2	1.92	0.52
2:L:25:SER:OG	2:L:26:ARG:N	2.43	0.52
2:Q:17:VAL:HG11	2:Q:32:ASP:OD1	2.09	0.52
1:E:294:GLY:HA2	1:E:300:GLN:HB2	1.92	0.52
1:B:285:ASP:O	1:B:286:GLU:HB2	2.09	0.52
1:B:328:SER:C	1:B:332:GLU:HB3	2.29	0.52
2:J:29:ARG:CD	2:J:31:PHE:HZ	2.16	0.52
2:R:155:GLU:HA	2:R:155:GLU:OE1	2.10	0.52
2:G:31:PHE:O	2:G:32:ASP:C	2.49	0.52

Continued on next page...

Continued from previous page...

Atom-1	Atom-2	Interatomic distance (Å)	Clash overlap (Å)
2:G:25:SER:OG	2:G:26:ARG:N	2.43	0.52
2:H:104:ILE:HA	2:H:126:PHE:O	2.10	0.52
1:A:244:THR:CB	1:A:246:TYR:CE1	2.93	0.51
2:H:29:ARG:HD3	2:H:31:PHE:CZ	2.44	0.51
2:O:21:ILE:CD1	2:P:31:PHE:HE2	1.94	0.51
1:B:290:ILE:HG13	1:B:290:ILE:O	2.09	0.51
1:C:288:HIS:HE1	1:C:326:GLU:OE1	1.71	0.51
2:O:124:LYS:CA	2:O:126:PHE:HE1	2.21	0.51
2:I:31:PHE:CE2	2:J:21:ILE:HD11	2.42	0.51
2:K:126:PHE:CD1	2:K:126:PHE:N	2.78	0.51
2:N:29:ARG:CB	2:N:31:PHE:HE1	2.16	0.51
2:O:25:SER:OG	2:O:26:ARG:N	2.44	0.51
1:D:497:THR:OG1	1:D:498:GLY:N	2.40	0.51
1:E:222:ALA:CB	4:E:801:ADP:C4'	2.85	0.51
1:C:540:TYR:CZ	1:D:528:HIS:CB	2.75	0.51
2:N:25:SER:OG	2:N:26:ARG:N	2.43	0.51
1:A:688:ASN:O	1:A:692:GLU:CD	2.49	0.51
2:R:124:LYS:CA	2:R:126:PHE:HE1	2.17	0.51
2:S:25:SER:OG	2:S:26:ARG:N	2.43	0.51
1:B:565:GLU:OE2	1:B:568:LYS:HE3	2.10	0.51
2:O:29:ARG:HD2	2:O:31:PHE:HZ	1.75	0.51
1:B:287:ILE:O	1:B:331:PHE:CZ	2.64	0.51
1:B:541:VAL:HG23	3:Y:3:UNK:CB	2.41	0.51
1:C:328:SER:O	1:D:592:ARG:NH2	2.43	0.51
1:C:331:PHE:CZ	1:C:337:LEU:HB3	2.42	0.51
2:G:126:PHE:HD2	2:G:201:SER:OG	1.93	0.51
2:L:115:PHE:CE1	2:L:163:MET:HE3	2.45	0.51
2:S:91:TYR:OH	2:S:166:LEU:HD22	2.11	0.51
2:T:25:SER:OG	2:T:26:ARG:N	2.44	0.51
1:A:461:PHE:CZ	1:A:660:GLN:HB3	2.45	0.51
1:B:565:GLU:OE1	1:B:568:LYS:CD	2.50	0.51
1:F:220:LYS:HE3	4:F:801:ADP:PB	2.51	0.51
1:F:541:VAL:CG1	1:F:545:GLN:CD	2.72	0.51
2:L:126:PHE:CD1	2:L:126:PHE:N	2.78	0.51
2:N:124:LYS:C	2:N:126:PHE:HE1	2.05	0.51
2:S:126:PHE:CD1	2:S:126:PHE:N	2.79	0.51
1:B:566:ILE:CD1	1:B:603:MET:SD	2.99	0.50
1:E:260:ARG:HD2	1:E:264:GLU:CD	2.32	0.50
1:E:260:ARG:HD2	1:E:264:GLU:HG3	1.93	0.50
1:F:541:VAL:C	1:F:545:GLN:HG3	2.23	0.50
2:G:104:ILE:HA	2:G:126:PHE:O	2.11	0.50

Continued on next page...

Continued from previous page...

Atom-1	Atom-2	Interatomic distance (Å)	Clash overlap (Å)
2:J:25:SER:OG	2:J:26:ARG:N	2.43	0.50
1:B:386:VAL:HG22	1:B:394:LEU:CD1	2.39	0.50
1:B:392:ARG:HB2	1:B:397:LYS:CG	2.42	0.50
2:H:31:PHE:O	2:H:32:ASP:C	2.48	0.50
2:M:27:GLY:HA3	2:M:28:GLU:O	2.11	0.50
1:A:539:GLY:O	3:Y:2:UNK:HA	2.11	0.50
1:A:566:ILE:HG13	1:A:566:ILE:O	2.12	0.50
1:E:589:ASN:N	1:E:589:ASN:OD1	2.38	0.50
1:F:370:ASP:OD1	1:F:419:LYS:NZ	2.44	0.50
1:F:540:TYR:HE1	1:F:543:PHE:CA	2.24	0.50
1:A:338:ALA:C	1:B:392:ARG:HH22	2.15	0.50
4:F:802:ADP:O4'	4:F:802:ADP:N9	2.41	0.50
2:O:104:ILE:HA	2:O:126:PHE:O	2.11	0.50
1:A:699:MET:C	1:A:701:ALA:HB1	2.24	0.50
2:K:124:LYS:O	2:K:126:PHE:CD1	2.64	0.50
2:T:126:PHE:HD2	2:T:201:SER:OG	1.94	0.50
1:A:244:THR:HG22	1:A:246:TYR:CD1	2.46	0.50
1:B:326:GLU:O	1:B:330:ILE:HB	2.11	0.50
1:D:388:TYR:CE2	1:D:436:ILE:HD12	2.41	0.50
2:I:126:PHE:CD2	2:I:201:SER:OG	2.65	0.50
2:K:124:LYS:C	2:K:126:PHE:HE1	2.02	0.50
2:L:124:LYS:O	2:L:126:PHE:HE1	1.94	0.50
1:E:222:ALA:CB	4:E:801:ADP:H4'	2.42	0.50
2:M:124:LYS:O	2:M:126:PHE:CE1	2.64	0.50
2:P:104:ILE:HA	2:P:126:PHE:O	2.11	0.50
2:L:28:GLU:O	2:L:29:ARG:CB	2.60	0.50
2:P:21:ILE:HD11	2:Q:31:PHE:CZ	2.47	0.50
1:D:392:ARG:HB2	1:D:397:LYS:CG	2.42	0.50
1:E:736:ASP:OD1	1:E:737:LYS:N	2.45	0.50
2:K:124:LYS:O	2:K:126:PHE:HE1	1.94	0.50
2:R:25:SER:OG	2:R:26:ARG:N	2.43	0.50
1:B:300:GLN:NE2	1:B:300:GLN:N	2.60	0.49
2:M:104:ILE:HA	2:M:126:PHE:O	2.11	0.49
1:B:207:LYS:NZ	1:C:396:ASP:OD1	2.45	0.49
1:B:268:LYS:NZ	1:C:249:ASP:OD2	2.41	0.49
1:C:331:PHE:CD1	1:C:334:ASP:HB3	2.46	0.49
2:P:29:ARG:HB3	2:P:31:PHE:CE1	2.46	0.49
1:D:388:TYR:CE2	1:D:436:ILE:HD11	2.40	0.49
1:E:259:TYR:CE2	1:E:260:ARG:CG	2.95	0.49
1:E:260:ARG:HB2	1:E:263:PHE:HB3	1.79	0.49
1:F:544:ASP:N	1:F:544:ASP:OD1	2.46	0.49

Continued on next page...

Continued from previous page...

Atom-1	Atom-2	Interatomic distance (Å)	Clash overlap (Å)
1:B:622:GLN:HG3	1:B:623:ASP:N	2.27	0.49
1:D:219:GLY:O	1:D:220:LYS:C	2.47	0.49
1:D:258:LYS:O	3:X:6:UNK:CB	2.61	0.49
1:F:702:ARG:N	1:F:703:PRO:HD2	2.27	0.49
2:H:126:PHE:CD1	2:H:126:PHE:N	2.80	0.49
2:N:124:LYS:O	2:N:126:PHE:HE1	1.95	0.49
2:N:126:PHE:N	2:N:126:PHE:CD1	2.81	0.49
2:S:21:ILE:CD1	2:S:30:SER:HB2	2.42	0.49
2:T:124:LYS:O	2:T:126:PHE:HE1	1.96	0.49
1:A:545:GLN:HG3	1:A:547:GLY:H	1.78	0.49
1:B:622:GLN:OE1	2:L:74:TYR:OH	2.08	0.49
1:A:699:MET:CA	1:A:701:ALA:HB1	2.43	0.49
2:L:32:ASP:O	2:L:34:TYR:N	2.46	0.49
2:R:126:PHE:HD2	2:R:201:SER:OG	1.96	0.49
2:S:29:ARG:CD	2:S:31:PHE:HZ	2.25	0.49
1:E:631:GLU:H	1:E:631:GLU:CD	2.16	0.49
2:H:25:SER:OG	2:H:26:ARG:N	2.44	0.49
2:R:126:PHE:HD2	2:R:201:SER:HG	1.61	0.49
1:A:291:ILE:HD12	1:A:330:ILE:HG21	1.91	0.48
1:B:218:VAL:HG13	1:B:393:HIS:CE1	2.48	0.48
1:C:539:GLY:O	3:Y:6:UNK:HA	2.13	0.48
2:I:29:ARG:CB	2:I:31:PHE:HE1	2.23	0.48
2:K:44:PHE:CD2	2:K:76:TYR:HB2	2.48	0.48
2:O:126:PHE:CD2	2:O:201:SER:OG	2.65	0.48
2:S:104:ILE:HA	2:S:126:PHE:O	2.12	0.48
2:O:22:GLU:OE1	2:O:36:ARG:NE	2.45	0.48
2:H:124:LYS:O	2:H:126:PHE:CD1	2.66	0.48
2:R:104:ILE:HA	2:R:126:PHE:O	2.12	0.48
2:T:124:LYS:O	2:T:126:PHE:CD1	2.66	0.48
1:C:207:LYS:NZ	1:D:396:ASP:OD1	2.46	0.48
2:J:91:TYR:OH	2:J:166:LEU:HD22	2.14	0.48
2:J:104:ILE:HA	2:J:126:PHE:O	2.14	0.48
2:Q:20:VAL:HB	2:R:63:PHE:CZ	2.48	0.48
1:A:246:TYR:CD1	1:A:246:TYR:N	2.82	0.48
1:A:696:ASP:HB3	1:A:699:MET:H	1.78	0.48
1:C:658:ILE:HG13	1:C:695:TYR:CD1	2.47	0.48
2:G:126:PHE:CD2	2:G:201:SER:OG	2.67	0.48
1:F:189:ILE:C	4:F:801:ADP:HN62	2.05	0.48
1:A:245:ILE:HG12	1:A:281:ILE:HB	1.95	0.48
1:B:318:VAL:HG23	1:B:341:PHE:HE2	1.79	0.48
1:B:326:GLU:HB3	1:B:330:ILE:CD1	2.44	0.48

Continued on next page...

Continued from previous page...

Atom-1	Atom-2	Interatomic distance (Å)	Clash overlap (Å)
1:C:483:HIS:CG	1:C:484:GLU:H	2.32	0.48
1:F:564:ASP:HA	1:F:604:THR:OG1	2.13	0.48
2:I:29:ARG:HB3	2:I:31:PHE:HE1	1.79	0.48
2:K:126:PHE:HD2	2:K:201:SER:OG	1.96	0.48
2:L:115:PHE:CD1	2:L:163:MET:HE3	2.48	0.48
1:C:350:SER:OG	1:C:351:ILE:N	2.46	0.48
1:C:547:GLY:O	1:C:551:ASP:HB2	2.14	0.48
1:B:171:ASN:OD1	1:B:171:ASN:N	2.43	0.48
1:B:520:ASP:C	1:B:520:ASP:OD1	2.52	0.48
2:K:17:VAL:CG1	2:K:32:ASP:OD1	2.61	0.48
2:M:19:MET:O	2:M:20:VAL:CG1	2.62	0.48
2:P:25:SER:OG	2:P:26:ARG:N	2.47	0.48
2:Q:25:SER:OG	2:Q:26:ARG:N	2.45	0.48
2:Q:29:ARG:HD2	2:Q:31:PHE:HZ	1.74	0.48
2:S:126:PHE:CD2	2:S:201:SER:OG	2.66	0.48
1:A:404:GLU:CG	1:A:429:VAL:HG13	2.43	0.48
1:B:303:ALA:O	1:B:307:ILE:CD1	2.61	0.48
1:B:308:LYS:C	1:B:310:LEU:H	2.14	0.48
1:C:714:LYS:HB3	1:C:715:PRO:HD3	1.95	0.48
1:E:259:TYR:CE2	1:E:260:ARG:HG3	2.49	0.48
1:F:358:ILE:O	1:F:362:LYS:N	2.47	0.48
2:G:126:PHE:N	2:G:126:PHE:CD1	2.82	0.48
1:B:299:GLY:CA	1:C:292:GLY:H	2.27	0.47
2:K:104:ILE:HA	2:K:126:PHE:O	2.14	0.47
2:S:124:LYS:O	2:S:126:PHE:CD1	2.66	0.47
2:S:155:GLU:OE1	2:S:155:GLU:HA	2.13	0.47
1:B:394:LEU:HA	1:B:397:LYS:HB2	1.96	0.47
1:B:486:LYS:NZ	1:B:582:ASP:OD1	2.48	0.47
1:A:610:ARG:NH1	2:K:24:THR:O	2.43	0.47
1:A:698:ALA:C	1:A:699:MET:SD	2.93	0.47
1:B:300:GLN:H	1:B:300:GLN:HE21	1.60	0.47
1:C:412:MET:N	1:C:413:PRO:HD2	2.29	0.47
2:M:126:PHE:HD2	2:M:201:SER:OG	1.97	0.47
2:Q:17:VAL:CG1	2:Q:32:ASP:OD1	2.62	0.47
2:T:126:PHE:CD1	2:T:126:PHE:N	2.81	0.47
1:D:388:TYR:CD2	1:D:436:ILE:HD13	2.47	0.47
2:L:104:ILE:HA	2:L:126:PHE:O	2.15	0.47
1:A:286:GLU:HB3	1:A:289:THR:HG23	1.97	0.47
1:A:500:GLY:O	1:A:504:VAL:HG23	2.15	0.47
2:M:25:SER:OG	2:M:26:ARG:N	2.46	0.47
1:C:628:ALA:HB2	1:C:649:TRP:CZ2	2.49	0.47

Continued on next page...

Continued from previous page...

Atom-1	Atom-2	Interatomic distance (Å)	Clash overlap (Å)
1:D:392:ARG:O	1:D:397:LYS:CD	2.61	0.47
1:E:732:THR:H	1:E:744:TYR:HB3	1.79	0.47
2:H:124:LYS:C	2:H:126:PHE:CD1	2.88	0.47
2:P:29:ARG:CD	2:P:31:PHE:CE1	2.95	0.47
1:C:328:SER:C	1:C:332:GLU:HB2	2.34	0.47
2:L:124:LYS:C	2:L:126:PHE:HE1	2.13	0.47
2:M:18:PRO:O	2:M:33:ILE:CA	2.63	0.47
1:B:392:ARG:HB2	1:B:397:LYS:HG3	1.97	0.47
1:C:326:GLU:CA	1:C:330:ILE:HD12	2.41	0.47
1:F:177:ASN:ND2	1:F:244:THR:HA	2.30	0.47
1:B:544:ASP:OD1	1:B:544:ASP:N	2.39	0.46
2:P:126:PHE:CD1	2:P:126:PHE:N	2.83	0.46
1:A:625:SER:O	1:A:627:ASP:N	2.43	0.46
1:F:288:HIS:CD2	1:F:326:GLU:HG3	2.50	0.46
1:C:259:TYR:HD2	3:X:5:UNK:O	1.93	0.46
1:C:412:MET:N	1:C:413:PRO:CD	2.78	0.46
1:E:445:ASP:OD1	1:E:445:ASP:N	2.41	0.46
2:I:31:PHE:O	2:I:32:ASP:C	2.54	0.46
1:E:189:ILE:HB	4:E:801:ADP:N1	2.31	0.46
2:I:30:SER:C	2:I:31:PHE:CD1	2.88	0.46
1:B:616:SER:OG	1:B:621:HIS:HD2	1.97	0.46
2:O:29:ARG:HD2	2:O:31:PHE:CE1	2.50	0.46
1:A:611:GLU:HG3	1:A:631:GLU:HB2	1.96	0.46
1:B:339:ARG:NH1	5:C:801:AGS:O3G	2.49	0.46
2:L:17:VAL:HG12	2:L:33:ILE:CG2	2.41	0.46
1:C:702:ARG:NH2	5:C:802:AGS:O3G	2.49	0.46
1:A:702:ARG:NH2	4:A:802:ADP:O2B	2.49	0.46
1:B:305:ASN:O	1:B:308:LYS:CG	2.63	0.46
2:L:56:LEU:CD1	2:M:18:PRO:CD	2.76	0.46
2:N:124:LYS:O	2:N:126:PHE:CD1	2.68	0.46
1:B:194:GLU:OE1	1:B:194:GLU:N	2.48	0.46
1:B:565:GLU:HG2	1:B:568:LYS:HE2	1.98	0.46
1:C:292:GLY:C	1:C:302:ASP:OD2	2.47	0.46
2:M:126:PHE:N	2:M:126:PHE:CD1	2.84	0.46
2:N:26:ARG:NH2	2:T:28:GLU:OE1	2.49	0.46
1:B:326:GLU:O	1:B:330:ILE:CB	2.64	0.45
2:J:31:PHE:CE2	2:K:21:ILE:HD11	2.30	0.45
2:G:124:LYS:C	2:G:126:PHE:HE1	2.14	0.45
2:L:32:ASP:O	2:L:33:ILE:CG2	2.62	0.45
2:S:22:GLU:OE2	2:S:39:LYS:NZ	2.48	0.45
1:B:302:ASP:O	1:B:306:LEU:HD23	2.14	0.45

Continued on next page...

Continued from previous page...

Atom-1	Atom-2	Interatomic distance (Å)	Clash overlap (Å)
1:D:392:ARG:HB2	1:D:397:LYS:HG2	1.99	0.45
1:F:595:ASP:OD1	1:F:597:ARG:HB2	2.17	0.45
1:A:348:GLU:HA	1:A:349:PRO:HD3	1.86	0.45
1:C:370:ASP:O	1:C:418:LYS:NZ	2.46	0.45
1:D:285:ASP:O	1:D:286:GLU:C	2.55	0.45
1:D:726:VAL:O	1:D:727:ASP:C	2.53	0.45
2:K:126:PHE:HD2	2:K:201:SER:HG	1.63	0.45
1:B:287:ILE:O	1:B:331:PHE:CE2	2.69	0.45
1:B:303:ALA:O	1:B:307:ILE:CG1	2.65	0.45
2:M:65:GLU:HG3	2:M:97:ILE:HB	1.99	0.45
2:Q:126:PHE:CD1	2:Q:126:PHE:N	2.85	0.45
2:S:124:LYS:C	2:S:126:PHE:CD1	2.89	0.45
1:D:350:SER:OG	1:D:351:ILE:N	2.49	0.45
2:N:29:ARG:HD2	2:N:31:PHE:HE1	1.78	0.45
1:A:291:ILE:CG1	1:A:330:ILE:HG22	2.42	0.45
2:T:17:VAL:CG1	2:T:32:ASP:OD1	2.65	0.45
1:A:461:PHE:H	4:A:802:ADP:HN61	1.65	0.44
1:B:288:HIS:CG	1:B:330:ILE:HD11	2.41	0.44
2:K:124:LYS:C	2:K:126:PHE:CD1	2.89	0.44
1:B:566:ILE:CG2	1:B:605:THR:HB	2.47	0.44
1:D:174:THR:OG1	1:D:175:ASN:N	2.49	0.44
2:L:124:LYS:O	2:L:126:PHE:CD1	2.70	0.44
1:D:387:LYS:O	1:D:388:TYR:CG	2.70	0.44
1:F:219:GLY:H	4:F:801:ADP:H5'2	1.83	0.44
2:G:22:GLU:O	2:G:28:GLU:O	2.35	0.44
2:L:126:PHE:HD2	2:L:201:SER:OG	2.01	0.44
2:M:19:MET:HB3	2:M:31:PHE:O	2.17	0.44
2:Q:126:PHE:HD2	2:Q:201:SER:OG	2.00	0.44
1:B:328:SER:C	1:B:332:GLU:CB	2.86	0.44
1:C:483:HIS:CG	1:C:484:GLU:N	2.85	0.44
1:C:627:ASP:OD1	1:C:628:ALA:N	2.50	0.44
1:F:541:VAL:CA	1:F:545:GLN:CG	2.93	0.44
2:P:29:ARG:CD	2:P:31:PHE:HE1	2.28	0.44
1:A:696:ASP:N	1:A:699:MET:O	2.50	0.44
1:B:288:HIS:HA	1:B:331:PHE:HE2	0.77	0.44
1:D:171:ASN:N	1:D:171:ASN:OD1	2.50	0.44
2:N:104:ILE:HA	2:N:126:PHE:O	2.16	0.44
2:R:20:VAL:HB	2:S:63:PHE:CZ	2.52	0.44
1:D:499:VAL:CG1	1:D:701:ALA:H	2.30	0.44
2:J:124:LYS:C	2:J:126:PHE:CD1	2.90	0.44
1:A:703:PRO:O	1:A:705:ALA:CA	2.59	0.44

Continued on next page...

Continued from previous page...

Atom-1	Atom-2	Interatomic distance (Å)	Clash overlap (Å)
1:C:331:PHE:C	1:C:333:LYS:N	2.56	0.44
1:D:294:GLY:CA	1:D:302:ASP:CG	2.86	0.44
2:I:31:PHE:CE2	2:J:21:ILE:CD1	2.94	0.44
2:T:104:ILE:HA	2:T:126:PHE:O	2.18	0.44
1:A:491:PHE:HD2	1:A:646:ASN:CB	2.31	0.44
1:C:258:LYS:O	3:X:4:UNK:C	2.66	0.44
1:C:332:GLU:OE2	1:C:332:GLU:HA	2.18	0.44
1:D:327:PHE:CZ	1:D:332:GLU:CD	2.91	0.44
1:E:612:THR:OG1	1:E:613:GLU:N	2.51	0.44
2:M:28:GLU:H	2:M:29:ARG:HB2	1.83	0.44
1:A:286:GLU:HB3	1:A:289:THR:HG21	1.99	0.44
1:A:625:SER:C	1:A:627:ASP:H	2.18	0.44
1:B:391:ASP:OD1	1:B:391:ASP:N	2.45	0.44
1:F:194:GLU:N	1:F:194:GLU:OE1	2.48	0.44
2:I:124:LYS:O	2:I:126:PHE:CD1	2.71	0.44
1:B:351:ILE:HD13	1:B:394:LEU:HD11	1.99	0.43
1:B:565:GLU:HG2	1:B:568:LYS:CE	2.48	0.43
1:C:288:HIS:HD2	1:C:330:ILE:HD13	1.75	0.43
1:C:540:TYR:CE2	3:Y:4:UNK:CB	2.98	0.43
1:E:732:THR:H	1:E:744:TYR:CB	2.31	0.43
1:F:177:ASN:HD21	1:F:244:THR:HA	1.83	0.43
1:F:530:VAL:CG2	1:F:570:HIS:HB3	2.48	0.43
3:X:2:UNK:O	3:X:3:UNK:O	2.36	0.43
1:B:566:ILE:HG13	1:B:566:ILE:O	2.18	0.43
1:D:327:PHE:CE2	1:D:332:GLU:OE2	2.70	0.43
2:I:104:ILE:HA	2:I:126:PHE:O	2.18	0.43
1:C:348:GLU:OE2	1:C:394:LEU:CB	2.66	0.43
1:F:171:ASN:OD1	1:F:171:ASN:N	2.49	0.43
2:M:17:VAL:HG12	2:M:18:PRO:N	2.32	0.43
1:E:221:THR:HG21	4:E:801:ADP:PB	2.59	0.43
1:F:530:VAL:HG11	1:F:572:ASP:CB	2.47	0.43
1:B:259:TYR:CD2	3:X:2:UNK:O	2.72	0.43
1:B:522:SER:HB3	1:B:565:GLU:OE1	2.19	0.43
2:O:24:THR:OG1	2:O:25:SER:N	2.49	0.43
2:S:20:VAL:CG1	2:T:63:PHE:CZ	3.02	0.43
2:S:124:LYS:O	2:S:126:PHE:HE1	1.97	0.43
1:B:540:TYR:CE1	1:C:528:HIS:HB2	2.54	0.43
1:C:331:PHE:CE1	1:C:337:LEU:HD23	2.53	0.43
2:L:20:VAL:HG21	2:L:36:ARG:HG2	2.00	0.43
2:Q:104:ILE:HA	2:Q:126:PHE:O	2.19	0.43
2:Q:118:THR:O	2:Q:125:ARG:NH1	2.52	0.43

Continued on next page...

Continued from previous page...

Atom-1	Atom-2	Interatomic distance (Å)	Clash overlap (Å)
1:A:442:SER:OG	1:A:443:GLN:N	2.50	0.43
1:B:288:HIS:CA	1:B:330:ILE:HG21	2.47	0.43
1:C:288:HIS:NE2	1:C:326:GLU:OE2	2.52	0.43
1:E:491:PHE:CD1	1:E:491:PHE:N	2.86	0.43
2:S:124:LYS:C	2:S:126:PHE:HE1	2.01	0.43
2:G:17:VAL:HG11	2:G:32:ASP:OD1	2.19	0.43
1:B:349:PRO:HD2	1:B:395:PRO:HD3	2.01	0.43
1:C:306:LEU:O	1:C:308:LYS:N	2.52	0.43
1:E:744:TYR:C	1:E:745:GLY:O	2.56	0.43
1:F:209:ASN:O	1:F:341:PHE:HA	2.19	0.43
2:M:126:PHE:CD2	2:M:201:SER:OG	2.72	0.43
2:O:126:PHE:CD1	2:O:126:PHE:N	2.87	0.43
2:P:185:ASP:OD1	2:P:185:ASP:N	2.49	0.43
1:F:530:VAL:HG21	1:F:570:HIS:HB3	1.99	0.43
2:L:33:ILE:O	2:L:36:ARG:HB3	2.18	0.43
2:P:124:LYS:O	2:P:126:PHE:CD1	2.71	0.43
1:A:685:GLU:HG3	1:A:735:LEU:HB2	2.01	0.42
1:B:642:ASN:C	1:B:642:ASN:OD1	2.54	0.42
2:L:118:THR:O	2:L:125:ARG:NH1	2.52	0.42
1:A:290:ILE:CD1	1:A:307:ILE:HD13	2.46	0.42
1:C:327:PHE:C	1:C:329:ASN:H	2.22	0.42
2:L:18:PRO:O	2:L:33:ILE:HB	2.18	0.42
1:A:390:ASN:OD1	1:A:390:ASN:N	2.46	0.42
1:D:392:ARG:C	1:D:397:LYS:HD3	2.40	0.42
1:D:571:PRO:HA	1:D:574:PHE:HD1	1.84	0.42
1:D:719:GLU:HB3	1:D:725:LEU:HG	2.02	0.42
2:O:126:PHE:HD2	2:O:201:SER:HG	1.59	0.42
2:Q:126:PHE:HD2	2:Q:201:SER:HG	1.67	0.42
1:A:291:ILE:CD1	1:A:331:PHE:CZ	2.69	0.42
1:C:327:PHE:CZ	1:C:332:GLU:CD	2.89	0.42
1:C:370:ASP:OD2	1:C:418:LYS:NZ	2.49	0.42
1:E:260:ARG:HD2	1:E:264:GLU:CG	2.50	0.42
2:J:124:LYS:O	2:J:126:PHE:CD1	2.73	0.42
2:K:24:THR:OG1	2:K:25:SER:N	2.51	0.42
1:A:484:GLU:OE1	1:A:484:GLU:N	2.44	0.42
1:A:689:TRP:HB2	1:A:735:LEU:HD11	2.02	0.42
1:F:738:GLU:CB	1:F:740:ASN:ND2	2.82	0.42
2:H:65:GLU:OE1	2:H:97:ILE:HG22	2.20	0.42
2:R:24:THR:OG1	2:R:25:SER:N	2.51	0.42
1:A:327:PHE:CZ	1:A:343:LYS:HD2	2.54	0.42
1:E:260:ARG:CD	1:E:264:GLU:CG	2.95	0.42

Continued on next page...

Continued from previous page...

Atom-1	Atom-2	Interatomic distance (Å)	Clash overlap (Å)
1:A:565:GLU:C	1:A:567:GLU:H	2.22	0.42
1:A:714:LYS:N	1:A:715:PRO:CD	2.82	0.42
1:B:299:GLY:HA3	1:C:292:GLY:H	1.84	0.42
1:B:541:VAL:CG2	3:Y:3:UNK:CB	2.98	0.42
1:C:348:GLU:HG3	1:C:349:PRO:HD2	2.02	0.42
2:G:28:GLU:O	2:G:29:ARG:HB2	2.20	0.42
2:N:188:LEU:HA	2:N:192:GLU:OE1	2.19	0.42
2:P:126:PHE:CD2	2:P:201:SER:OG	2.70	0.42
1:A:171:ASN:OD1	1:A:171:ASN:N	2.45	0.42
1:B:215:GLU:C	1:B:393:HIS:CE1	2.92	0.42
1:B:218:VAL:HG13	1:B:393:HIS:CG	2.54	0.42
1:B:370:ASP:O	1:B:418:LYS:NZ	2.52	0.42
1:B:588:ASP:OD1	1:B:588:ASP:C	2.57	0.42
1:F:606:ASN:O	1:F:610:ARG:NE	2.52	0.42
2:J:22:GLU:OE2	2:J:39:LYS:NZ	2.49	0.42
1:B:293:ALA:O	1:B:294:GLY:C	2.57	0.42
1:B:427:GLU:OE1	1:B:439:LYS:NZ	2.52	0.42
1:C:327:PHE:C	1:C:329:ASN:N	2.73	0.42
1:C:627:ASP:OD2	1:C:649:TRP:CH2	2.72	0.42
1:F:566:ILE:HG12	1:F:605:THR:HB	2.01	0.42
2:H:63:PHE:CZ	2:I:20:VAL:CG1	3.03	0.42
1:A:293:ALA:HB1	1:A:296:ALA:HB3	2.02	0.42
2:K:63:PHE:CZ	2:L:20:VAL:HB	2.55	0.42
2:K:126:PHE:CD2	2:K:201:SER:OG	2.72	0.42
2:L:40:GLU:O	2:L:41:ARG:HB2	2.19	0.42
1:D:296:ALA:HA	1:D:297:SER:HB2	2.01	0.41
1:D:541:VAL:CB	3:Y:7:UNK:CB	2.95	0.41
2:Q:40:GLU:O	2:Q:41:ARG:HB2	2.20	0.41
1:E:259:TYR:CD1	1:E:259:TYR:C	2.93	0.41
1:E:370:ASP:OD2	1:E:419:LYS:NZ	2.52	0.41
2:O:124:LYS:HA	2:O:126:PHE:HE1	1.71	0.41
1:A:689:TRP:CB	1:A:735:LEU:HD11	2.50	0.41
1:E:221:THR:CG2	4:E:801:ADP:PB	3.08	0.41
1:E:259:TYR:CG	1:E:260:ARG:N	2.88	0.41
1:E:624:ASN:OD1	1:E:624:ASN:N	2.51	0.41
1:B:565:GLU:CD	1:B:568:LYS:HE3	2.41	0.41
1:A:696:ASP:OD1	1:A:697:ARG:N	2.49	0.41
1:B:299:GLY:HA2	1:C:291:ILE:C	2.35	0.41
1:D:308:LYS:N	1:D:309:PRO:CD	2.83	0.41
1:F:484:GLU:O	1:F:597:ARG:CD	2.67	0.41
1:F:540:TYR:CE1	1:F:543:PHE:HA	2.47	0.41

Continued on next page...

Continued from previous page...

Atom-1	Atom-2	Interatomic distance (Å)	Clash overlap (Å)
1:F:656:ASP:OD1	1:F:656:ASP:N	2.51	0.41
2:H:20:VAL:HG22	2:H:31:PHE:O	2.21	0.41
2:H:24:THR:OG1	2:H:25:SER:N	2.53	0.41
2:K:29:ARG:HD2	2:K:31:PHE:CE1	2.55	0.41
3:Y:1:UNK:O	3:Y:2:UNK:CB	2.67	0.41
1:B:214:GLY:HA2	1:B:324:TYR:CE1	2.56	0.41
1:B:327:PHE:O	1:B:332:GLU:CB	2.47	0.41
1:B:327:PHE:C	1:B:332:GLU:HB2	2.34	0.41
1:C:328:SER:CA	1:C:332:GLU:CB	2.80	0.41
1:D:258:LYS:HD2	3:X:7:UNK:CB	2.50	0.41
1:D:608:GLY:HA2	1:D:631:GLU:OE1	2.20	0.41
1:F:445:ASP:C	1:F:446:ARG:HD2	2.41	0.41
2:J:126:PHE:CD1	2:J:126:PHE:N	2.88	0.41
2:Q:21:ILE:CD1	2:R:31:PHE:CE2	2.86	0.41
2:R:123:GLY:O	2:R:126:PHE:CZ	2.74	0.41
1:B:291:ILE:CD1	1:B:331:PHE:CE1	3.04	0.41
1:A:263:PHE:HZ	1:A:303:ALA:HB2	1.86	0.41
1:B:326:GLU:O	1:B:330:ILE:CG1	2.67	0.41
1:B:382:VAL:HG13	1:B:394:LEU:HD21	2.03	0.41
1:B:394:LEU:C	1:B:394:LEU:CD2	2.85	0.41
1:D:702:ARG:N	1:D:703:PRO:CD	2.83	0.41
1:E:256:GLY:O	1:E:258:LYS:N	2.54	0.41
1:E:260:ARG:CD	1:E:264:GLU:CD	2.89	0.41
1:E:260:ARG:HA	1:E:262:ASP:N	2.35	0.41
2:H:55:ASN:OD1	2:I:46:THR:HG21	2.21	0.41
2:J:112:MET:CE	2:J:115:PHE:CD2	3.04	0.41
2:P:17:VAL:CG1	2:P:32:ASP:OD1	2.68	0.41
2:R:17:VAL:HG11	2:R:32:ASP:OD1	2.20	0.41
3:Y:5:UNK:C	3:Y:6:UNK:O	2.68	0.41
1:C:279:ASN:OD1	1:C:279:ASN:N	2.53	0.41
1:F:285:ASP:O	1:F:286:GLU:C	2.59	0.41
2:H:42:VAL:HG13	2:H:76:TYR:CE1	2.55	0.41
3:X:2:UNK:O	3:X:3:UNK:C	2.69	0.41
1:A:491:PHE:HE2	1:A:645:ASP:HB3	1.85	0.40
1:C:331:PHE:CZ	1:C:334:ASP:O	2.74	0.40
1:D:696:ASP:C	1:D:696:ASP:OD1	2.57	0.40
2:T:24:THR:OG1	2:T:25:SER:N	2.51	0.40
1:F:545:GLN:N	1:F:546:GLY:CA	2.81	0.40
1:A:699:MET:HA	1:A:701:ALA:HB1	2.04	0.40
1:B:195:LEU:O	1:B:199:ILE:HG12	2.21	0.40
1:B:290:ILE:O	1:B:304:ALA:HB2	2.21	0.40

Continued on next page...

Continued from previous page...

Atom-1	Atom-2	Interatomic distance (Å)	Clash overlap (Å)
1:B:303:ALA:O	1:B:307:ILE:HG13	2.22	0.40
1:E:696:ASP:OD1	1:E:696:ASP:C	2.60	0.40
1:E:702:ARG:N	1:E:703:PRO:CD	2.84	0.40
2:G:27:GLY:HA2	2:G:28:GLU:HB2	2.04	0.40
2:R:126:PHE:CD1	2:R:126:PHE:N	2.89	0.40
1:B:218:VAL:CG1	1:B:393:HIS:HD1	2.32	0.40
1:B:637:THR:HG23	1:B:639:GLU:HG2	2.02	0.40
1:E:171:ASN:OD1	1:E:171:ASN:N	2.51	0.40
2:N:22:GLU:OE1	2:N:36:ARG:CD	2.70	0.40
1:B:354:THR:HG21	1:B:394:LEU:HD21	2.03	0.40
1:C:463:GLN:HG2	1:C:650:PHE:CD2	2.56	0.40
2:G:31:PHE:CE2	2:H:21:ILE:CD1	2.97	0.40
2:K:29:ARG:HD2	2:K:31:PHE:CZ	2.56	0.40
2:M:19:MET:HA	2:M:32:ASP:C	2.42	0.40
2:T:124:LYS:C	2:T:126:PHE:CD1	2.93	0.40

There are no symmetry-related clashes.

5.3 Torsion angles [i](#)

5.3.1 Protein backbone [i](#)

In the following table, the Percentiles column shows the percent Ramachandran outliers of the chain as a percentile score with respect to all PDB entries followed by that with respect to all EM entries.

The Analysed column shows the number of residues for which the backbone conformation was analysed, and the total number of residues.

Mol	Chain	Analysed	Favoured	Allowed	Outliers	Percentiles
1	A	576/578 (100%)	554 (96%)	17 (3%)	5 (1%)	14 45
1	B	576/578 (100%)	554 (96%)	13 (2%)	9 (2%)	8 31
1	C	576/578 (100%)	550 (96%)	20 (4%)	6 (1%)	13 42
1	D	576/578 (100%)	559 (97%)	14 (2%)	3 (0%)	25 58
1	E	576/578 (100%)	564 (98%)	10 (2%)	2 (0%)	37 68
1	F	576/578 (100%)	552 (96%)	19 (3%)	5 (1%)	14 45
2	G	190/192 (99%)	181 (95%)	8 (4%)	1 (0%)	25 58
2	H	190/192 (99%)	180 (95%)	8 (4%)	2 (1%)	12 39

Continued on next page...

Continued from previous page...

Mol	Chain	Analysed	Favoured	Allowed	Outliers	Percentiles	
2	I	190/192 (99%)	184 (97%)	6 (3%)	0	100	100
2	J	190/192 (99%)	180 (95%)	10 (5%)	0	100	100
2	K	190/192 (99%)	183 (96%)	7 (4%)	0	100	100
2	L	190/192 (99%)	179 (94%)	8 (4%)	3 (2%)	8	31
2	M	190/192 (99%)	178 (94%)	9 (5%)	3 (2%)	8	31
2	N	190/192 (99%)	183 (96%)	7 (4%)	0	100	100
2	O	190/192 (99%)	182 (96%)	8 (4%)	0	100	100
2	P	190/192 (99%)	182 (96%)	8 (4%)	0	100	100
2	Q	190/192 (99%)	181 (95%)	9 (5%)	0	100	100
2	R	190/192 (99%)	183 (96%)	7 (4%)	0	100	100
2	S	190/192 (99%)	183 (96%)	7 (4%)	0	100	100
2	T	190/192 (99%)	184 (97%)	6 (3%)	0	100	100
All	All	6116/6156 (99%)	5876 (96%)	201 (3%)	39 (1%)	24	53

All (39) Ramachandran outliers are listed below:

Mol	Chain	Res	Type
1	A	628	ALA
1	A	702	ARG
1	A	704	MET
1	B	297	SER
1	B	303	ALA
1	B	308	LYS
1	B	309	PRO
1	B	330	ILE
1	B	332	GLU
1	C	307	ILE
1	C	332	GLU
1	E	257	THR
1	F	243	CYS
2	M	20	VAL
1	A	626	THR
1	B	621	HIS
1	C	327	PHE
1	D	388	TYR
1	E	629	MET
1	F	442	SER
1	F	605	THR

Continued on next page...

Continued from previous page...

Mol	Chain	Res	Type
2	M	29	ARG
1	A	699	MET
1	C	330	ILE
1	D	543	PHE
2	G	29	ARG
2	H	28	GLU
2	H	29	ARG
2	L	28	GLU
2	L	33	ILE
2	M	25	SER
1	B	259	TYR
1	F	240	MET
1	B	307	ILE
1	C	258	LYS
2	L	29	ARG
1	C	186	ASP
1	D	298	GLY
1	F	436	ILE

5.3.2 Protein sidechains [i](#)

In the following table, the Percentiles column shows the percent sidechain outliers of the chain as a percentile score with respect to all PDB entries followed by that with respect to all EM entries.

The Analysed column shows the number of residues for which the sidechain conformation was analysed, and the total number of residues.

Mol	Chain	Analysed	Rotameric	Outliers	Percentiles	
1	A	485/485 (100%)	479 (99%)	6 (1%)	67	83
1	B	485/485 (100%)	481 (99%)	4 (1%)	79	89
1	C	485/485 (100%)	483 (100%)	2 (0%)	89	94
1	D	485/485 (100%)	484 (100%)	1 (0%)	92	96
1	E	485/485 (100%)	483 (100%)	2 (0%)	89	94
1	F	485/485 (100%)	483 (100%)	2 (0%)	89	94
2	G	162/162 (100%)	161 (99%)	1 (1%)	84	91
2	H	162/162 (100%)	160 (99%)	2 (1%)	67	83
2	I	162/162 (100%)	160 (99%)	2 (1%)	67	83
2	J	162/162 (100%)	162 (100%)	0	100	100

Continued on next page...

Continued from previous page...

Mol	Chain	Analysed	Rotameric	Outliers	Percentiles	
2	K	162/162 (100%)	161 (99%)	1 (1%)	84	91
2	L	162/162 (100%)	160 (99%)	2 (1%)	67	83
2	M	162/162 (100%)	159 (98%)	3 (2%)	52	75
2	N	162/162 (100%)	161 (99%)	1 (1%)	84	91
2	O	162/162 (100%)	161 (99%)	1 (1%)	84	91
2	P	162/162 (100%)	160 (99%)	2 (1%)	67	83
2	Q	162/162 (100%)	161 (99%)	1 (1%)	84	91
2	R	162/162 (100%)	162 (100%)	0	100	100
2	S	162/162 (100%)	161 (99%)	1 (1%)	84	91
2	T	162/162 (100%)	160 (99%)	2 (1%)	67	83
All	All	5178/5178 (100%)	5142 (99%)	36 (1%)	80	90

All (36) residues with a non-rotameric sidechain are listed below:

Mol	Chain	Res	Type
1	A	246	TYR
1	A	432	ARG
1	A	491	PHE
1	A	627	ASP
1	A	699	MET
1	A	731	VAL
1	B	300	GLN
1	B	306	LEU
1	B	439	LYS
1	B	566	ILE
1	C	332	GLU
1	C	438	GLU
1	D	388	TYR
1	E	260	ARG
1	E	491	PHE
1	F	435	ARG
1	F	444	SER
2	G	126	PHE
2	H	125	ARG
2	H	126	PHE
2	I	50	GLU
2	I	126	PHE
2	K	126	PHE

Continued on next page...

Continued from previous page...

Mol	Chain	Res	Type
2	L	33	ILE
2	L	126	PHE
2	M	19	MET
2	M	20	VAL
2	M	126	PHE
2	N	126	PHE
2	O	125	ARG
2	P	125	ARG
2	P	126	PHE
2	Q	126	PHE
2	S	126	PHE
2	T	125	ARG
2	T	126	PHE

Sometimes sidechains can be flipped to improve hydrogen bonding and reduce clashes. All (12) such sidechains are listed below:

Mol	Chain	Res	Type
1	A	485	HIS
1	B	300	GLN
1	B	621	HIS
1	C	273	GLN
1	C	288	HIS
1	E	273	GLN
1	F	177	ASN
1	F	273	GLN
1	F	590	ASN
1	F	740	ASN
2	K	55	ASN
2	R	55	ASN

5.3.3 RNA [i](#)

There are no RNA molecules in this entry.

5.4 Non-standard residues in protein, DNA, RNA chains [i](#)

There are no non-standard protein/DNA/RNA residues in this entry.

5.5 Carbohydrates [i](#)

There are no oligosaccharides in this entry.

5.6 Ligand geometry [i](#)

12 ligands are modelled in this entry.

In the following table, the Counts columns list the number of bonds (or angles) for which Mogul statistics could be retrieved, the number of bonds (or angles) that are observed in the model and the number of bonds (or angles) that are defined in the Chemical Component Dictionary. The Link column lists molecule types, if any, to which the group is linked. The Z score for a bond length (or angle) is the number of standard deviations the observed value is removed from the expected value. A bond length (or angle) with $|Z| > 2$ is considered an outlier worth inspection. RMSZ is the root-mean-square of all Z scores of the bond lengths (or angles).

Mol	Type	Chain	Res	Link	Bond lengths			Bond angles		
					Counts	RMSZ	# Z > 2	Counts	RMSZ	# Z > 2
4	ADP	F	801	-	24,29,29	3.98	4 (16%)	29,45,45	1.60	4 (13%)
4	ADP	A	801	-	24,29,29	4.28	11 (45%)	29,45,45	2.06	5 (17%)
5	AGS	C	801	-	28,33,33	3.39	12 (42%)	31,52,52	2.16	6 (19%)
5	AGS	D	802	-	28,33,33	3.48	14 (50%)	31,52,52	2.38	7 (22%)
5	AGS	B	801	-	28,33,33	3.29	12 (42%)	31,52,52	2.24	9 (29%)
4	ADP	F	802	-	24,29,29	4.09	9 (37%)	29,45,45	2.15	7 (24%)
5	AGS	C	802	-	28,33,33	3.50	10 (35%)	31,52,52	1.85	8 (25%)
4	ADP	A	802	-	24,29,29	4.03	9 (37%)	29,45,45	1.96	4 (13%)
5	AGS	E	802	-	28,33,33	3.56	14 (50%)	31,52,52	1.75	5 (16%)
5	AGS	D	801	-	28,33,33	3.48	12 (42%)	31,52,52	1.99	8 (25%)
5	AGS	B	802	-	28,33,33	3.39	11 (39%)	31,52,52	1.81	8 (25%)
4	ADP	E	801	-	24,29,29	4.18	4 (16%)	29,45,45	2.16	4 (13%)

In the following table, the Chirals column lists the number of chiral outliers, the number of chiral centers analysed, the number of these observed in the model and the number defined in the Chemical Component Dictionary. Similar counts are reported in the Torsion and Rings columns. '-' means no outliers of that kind were identified.

Mol	Type	Chain	Res	Link	Chirals	Torsions	Rings
4	ADP	F	801	-	1/1/6/6	3/12/32/32	0/3/3/3
4	ADP	A	801	-	2/2/6/6	6/12/32/32	0/3/3/3
5	AGS	C	801	-	2/2/7/7	3/17/38/38	0/3/3/3
5	AGS	D	802	-	2/2/7/7	2/17/38/38	0/3/3/3

Continued on next page...

Continued from previous page...

Mol	Type	Chain	Res	Link	Chirals	Torsions	Rings
5	AGS	B	801	-	2/2/7/7	1/17/38/38	0/3/3/3
4	ADP	F	802	-	2/2/6/6	0/12/32/32	0/3/3/3
5	AGS	C	802	-	3/3/7/7	0/17/38/38	0/3/3/3
4	ADP	A	802	-	2/2/6/6	1/12/32/32	0/3/3/3
5	AGS	E	802	-	3/3/7/7	0/17/38/38	0/3/3/3
5	AGS	D	801	-	3/3/7/7	4/17/38/38	0/3/3/3
5	AGS	B	802	-	3/3/7/7	3/17/38/38	0/3/3/3
4	ADP	E	801	-	2/2/6/6	5/12/32/32	0/3/3/3

All (122) bond length outliers are listed below:

Mol	Chain	Res	Type	Atoms	Z	Observed(Å)	Ideal(Å)
4	A	801	ADP	O4'-C1'	18.02	1.64	1.40
4	F	802	ADP	O4'-C1'	17.47	1.63	1.40
4	A	802	ADP	O4'-C1'	17.11	1.63	1.40
4	F	801	ADP	O4'-C1'	16.29	1.62	1.40
4	E	801	ADP	O4'-C1'	16.20	1.62	1.40
5	D	802	AGS	O4'-C1'	12.65	1.57	1.40
5	D	801	AGS	O4'-C1'	12.22	1.56	1.40
5	E	802	AGS	O4'-C1'	11.97	1.56	1.40
5	C	802	AGS	O4'-C1'	11.31	1.55	1.40
5	B	802	AGS	O4'-C1'	11.22	1.55	1.40
5	C	801	AGS	O4'-C1'	11.11	1.55	1.40
5	B	801	AGS	O4'-C1'	11.06	1.55	1.40
4	E	801	ADP	PA-O3A	9.21	1.69	1.59
5	C	802	AGS	PB-O3B	-8.28	1.50	1.59
5	C	801	AGS	PB-O3B	-6.96	1.52	1.59
4	F	801	ADP	PA-O3A	6.76	1.66	1.59
5	D	802	AGS	C3'-C4'	-6.48	1.36	1.53
5	C	801	AGS	C3'-C4'	-6.46	1.36	1.53
5	B	802	AGS	C3'-C4'	-6.43	1.36	1.53
5	B	801	AGS	C3'-C4'	-6.32	1.37	1.53
5	E	802	AGS	PB-O3B	-6.31	1.52	1.59
4	E	801	ADP	O4'-C4'	-6.31	1.31	1.45
5	B	802	AGS	PB-O3B	-6.29	1.52	1.59
5	E	802	AGS	C3'-C4'	-6.27	1.37	1.53
4	A	802	ADP	O4'-C4'	-6.11	1.31	1.45
4	F	801	ADP	O4'-C4'	-6.04	1.31	1.45
5	C	802	AGS	C3'-C4'	-6.03	1.37	1.53
5	D	801	AGS	C3'-C4'	-5.68	1.38	1.53

Continued on next page...

Continued from previous page...

Mol	Chain	Res	Type	Atoms	Z	Observed(Å)	Ideal(Å)
5	D	801	AGS	O4'-C4'	5.41	1.57	1.45
4	A	801	ADP	O4'-C4'	-5.41	1.33	1.45
5	D	801	AGS	PB-O3B	-5.39	1.53	1.59
4	F	802	ADP	O4'-C4'	-5.34	1.33	1.45
5	C	801	AGS	O4'-C4'	5.09	1.56	1.45
5	E	802	AGS	O4'-C4'	5.08	1.56	1.45
5	B	801	AGS	O4'-C4'	5.08	1.56	1.45
5	C	802	AGS	O4'-C4'	5.07	1.56	1.45
4	A	801	ADP	PA-O3A	4.82	1.64	1.59
5	B	801	AGS	C2'-C3'	4.79	1.66	1.53
5	B	801	AGS	PB-O3B	-4.76	1.54	1.59
5	B	802	AGS	O4'-C4'	4.76	1.55	1.45
5	D	802	AGS	PB-O3B	-4.71	1.54	1.59
4	F	802	ADP	PA-O3A	4.58	1.64	1.59
5	D	802	AGS	O4'-C4'	4.44	1.54	1.45
5	E	802	AGS	C2-N3	4.15	1.38	1.32
5	B	802	AGS	C2'-C3'	4.12	1.64	1.53
5	E	802	AGS	C4-N3	4.09	1.41	1.35
5	C	802	AGS	C2'-C3'	4.05	1.64	1.53
5	E	802	AGS	C2'-C3'	4.00	1.64	1.53
5	D	801	AGS	C5'-C4'	3.97	1.63	1.51
5	B	802	AGS	C5'-C4'	3.94	1.63	1.51
5	D	802	AGS	C2'-C3'	3.91	1.64	1.53
5	C	801	AGS	C2-N3	3.81	1.38	1.32
5	E	802	AGS	C5'-C4'	3.76	1.62	1.51
5	B	801	AGS	C2-N3	3.76	1.37	1.32
4	A	802	ADP	PA-O3A	3.74	1.63	1.59
4	E	801	ADP	C6-N6	3.71	1.47	1.34
5	C	801	AGS	C2'-C3'	3.69	1.63	1.53
5	D	801	AGS	C2-N3	3.67	1.37	1.32
5	D	801	AGS	C2'-C3'	3.63	1.63	1.53
4	F	801	ADP	C6-N6	3.57	1.46	1.34
5	B	802	AGS	C2-N3	3.55	1.37	1.32
5	C	802	AGS	C5'-C4'	3.54	1.62	1.51
5	D	802	AGS	C2-N3	3.52	1.37	1.32
5	C	802	AGS	PG-S1G	-3.30	1.83	1.90
5	D	801	AGS	C4-N3	3.19	1.40	1.35
4	A	801	ADP	C2-N3	3.17	1.37	1.32
5	B	802	AGS	C4-N3	3.17	1.39	1.35
4	A	801	ADP	C2-N1	3.10	1.39	1.33
5	C	802	AGS	C2-N3	3.08	1.36	1.32
5	C	801	AGS	C4-N3	2.96	1.39	1.35

Continued on next page...

Continued from previous page...

Mol	Chain	Res	Type	Atoms	Z	Observed(Å)	Ideal(Å)
5	C	801	AGS	O3'-C3'	-2.94	1.35	1.43
5	D	802	AGS	PG-S1G	-2.93	1.84	1.90
5	D	802	AGS	C5'-C4'	2.92	1.60	1.51
5	B	801	AGS	PG-S1G	-2.90	1.84	1.90
5	D	801	AGS	O3'-C3'	-2.88	1.35	1.43
4	A	801	ADP	C4-N3	2.84	1.39	1.35
5	D	801	AGS	PG-O2G	2.81	1.63	1.54
5	D	802	AGS	C4-N3	2.78	1.39	1.35
5	D	801	AGS	PG-O3G	2.74	1.63	1.54
5	C	802	AGS	C4-N3	2.72	1.39	1.35
5	B	801	AGS	O3'-C3'	-2.68	1.36	1.43
5	B	801	AGS	C5'-C4'	2.66	1.59	1.51
4	F	802	ADP	C3'-C4'	2.66	1.59	1.53
4	A	802	ADP	C5'-C4'	2.65	1.59	1.51
5	C	801	AGS	C5'-C4'	2.64	1.59	1.51
4	F	802	ADP	C6-N6	2.57	1.43	1.34
4	A	801	ADP	C6-N6	2.54	1.43	1.34
5	B	802	AGS	PG-O3G	2.53	1.62	1.54
5	D	802	AGS	O3'-C3'	-2.50	1.36	1.43
5	D	801	AGS	PG-S1G	-2.49	1.85	1.90
4	A	802	ADP	C2-N1	2.48	1.38	1.33
5	C	801	AGS	PG-S1G	-2.47	1.85	1.90
5	E	802	AGS	PG-O2G	2.45	1.62	1.54
5	B	801	AGS	C4-N3	2.44	1.38	1.35
5	B	801	AGS	PG-O2G	2.41	1.62	1.54
4	F	802	ADP	C4-N3	2.41	1.38	1.35
4	A	802	ADP	C3'-C4'	2.40	1.59	1.53
5	D	802	AGS	PB-O3A	-2.39	1.56	1.59
4	A	802	ADP	C6-N6	2.33	1.42	1.34
5	E	802	AGS	PB-O2B	-2.30	1.44	1.55
5	B	802	AGS	PG-O2G	2.27	1.62	1.54
4	A	802	ADP	PA-O5'	2.27	1.68	1.59
5	D	802	AGS	PB-O2B	-2.25	1.44	1.55
4	A	802	ADP	C4-N3	2.22	1.38	1.35
4	F	802	ADP	C2-N3	2.22	1.35	1.32
4	A	801	ADP	C5'-C4'	2.18	1.58	1.51
5	E	802	AGS	O3'-C3'	-2.18	1.37	1.43
5	D	802	AGS	PG-O3G	2.17	1.61	1.54
4	F	802	ADP	C2-N1	2.17	1.37	1.33
5	C	801	AGS	PG-O2G	2.14	1.61	1.54
5	C	802	AGS	PG-O2G	2.13	1.61	1.54
4	A	801	ADP	C5-N7	-2.12	1.32	1.39

Continued on next page...

Continued from previous page...

Mol	Chain	Res	Type	Atoms	Z	Observed(Å)	Ideal(Å)
4	A	801	ADP	C3'-C4'	2.11	1.58	1.53
5	B	802	AGS	PG-S1G	-2.08	1.86	1.90
5	E	802	AGS	PB-O3A	2.07	1.61	1.59
5	E	802	AGS	PA-O3A	2.06	1.61	1.59
4	A	801	ADP	C1'-N9	2.04	1.55	1.49
5	C	801	AGS	PB-O2B	-2.03	1.45	1.55
5	B	801	AGS	PG-O3G	2.03	1.61	1.54
5	D	802	AGS	C5-N7	-2.02	1.32	1.39
5	E	802	AGS	PG-O3G	2.02	1.61	1.54
4	F	802	ADP	C5'-C4'	2.01	1.57	1.51

All (75) bond angle outliers are listed below:

Mol	Chain	Res	Type	Atoms	Z	Observed(°)	Ideal(°)
4	E	801	ADP	O4'-C1'-N9	-8.19	97.89	108.75
5	D	802	AGS	C4'-O4'-C1'	-8.05	102.55	109.92
4	F	802	ADP	O4'-C1'-N9	-7.24	99.14	108.75
4	A	802	ADP	O4'-C1'-N9	-6.81	99.72	108.75
5	C	801	AGS	C4'-O4'-C1'	-5.92	104.50	109.92
5	C	801	AGS	N3-C2-N1	-5.76	120.85	128.67
4	A	801	ADP	N3-C2-N1	-5.68	120.96	128.67
5	D	802	AGS	N3-C2-N1	-5.57	121.11	128.67
4	A	801	ADP	O4'-C1'-N9	-5.55	101.38	108.75
5	B	801	AGS	N3-C2-N1	-5.50	121.20	128.67
5	D	801	AGS	N3-C2-N1	-5.36	121.39	128.67
5	C	802	AGS	N3-C2-N1	-5.31	121.47	128.67
4	A	802	ADP	N3-C2-N1	-5.30	121.47	128.67
4	F	802	ADP	N3-C2-N1	-5.21	121.60	128.67
5	E	802	AGS	N3-C2-N1	-5.18	121.64	128.67
5	D	801	AGS	PB-O3B-PG	-5.09	114.55	133.17
4	A	801	ADP	C4'-O4'-C1'	-5.05	105.30	109.92
5	B	802	AGS	N3-C2-N1	-4.97	121.92	128.67
5	C	802	AGS	PB-O3B-PG	-4.96	115.01	133.17
4	E	801	ADP	N3-C2-N1	-4.91	122.00	128.67
5	C	801	AGS	PB-O3B-PG	-4.89	115.28	133.17
4	F	801	ADP	N3-C2-N1	-4.86	122.08	128.67
5	D	802	AGS	O4'-C4'-C3'	-4.64	95.94	105.15
4	F	801	ADP	O4'-C1'-N9	-4.58	102.68	108.75
4	E	801	ADP	C4'-O4'-C1'	-4.51	105.80	109.92
5	B	801	AGS	PB-O3B-PG	-4.25	117.60	133.17
5	B	801	AGS	O5'-C5'-C4'	-4.22	94.63	108.99
5	B	801	AGS	C4'-O4'-C1'	-4.15	106.12	109.92

Continued on next page...

Continued from previous page...

Mol	Chain	Res	Type	Atoms	Z	Observed(°)	Ideal(°)
4	A	801	ADP	O4'-C4'-C3'	-4.02	97.17	105.15
5	E	802	AGS	PB-O3B-PG	-3.76	119.42	133.17
5	C	801	AGS	O2G-PG-O3B	3.72	117.06	104.64
5	B	802	AGS	PB-O3B-PG	-3.71	119.59	133.17
5	E	802	AGS	O3G-PG-O3B	3.67	116.89	104.64
5	B	801	AGS	O2B-PB-O3B	3.62	117.05	107.27
5	D	802	AGS	O2A-PA-O3A	3.45	116.61	107.27
5	B	802	AGS	O2B-PB-O3B	3.39	116.44	107.27
5	D	801	AGS	O2G-PG-O3B	3.37	115.87	104.64
5	D	802	AGS	PB-O3B-PG	-3.35	120.90	133.17
4	A	802	ADP	O3B-PB-O3A	3.33	115.80	104.64
5	B	801	AGS	O2G-PG-O3B	3.22	115.39	104.64
4	F	801	ADP	C4-C5-N7	-3.21	105.94	109.34
4	F	802	ADP	C4-C5-N7	-3.19	105.97	109.34
5	B	801	AGS	O3A-PB-O1B	-3.17	101.17	110.70
5	C	802	AGS	C4-C5-N7	-3.15	106.01	109.34
5	D	801	AGS	O4'-C1'-N9	3.15	112.92	108.75
4	E	801	ADP	C4-C5-N7	-3.13	106.03	109.34
5	B	802	AGS	C4-C5-N7	-3.00	106.16	109.34
5	B	802	AGS	O4'-C4'-C3'	-2.97	99.26	105.15
5	D	802	AGS	O2G-PG-O3B	2.96	114.53	104.64
5	D	801	AGS	C4-C5-N7	-2.89	106.28	109.34
5	C	802	AGS	O2G-PG-O3B	2.88	114.26	104.64
5	B	802	AGS	C4'-O4'-C1'	-2.87	107.29	109.92
5	D	801	AGS	O3G-PG-O3B	2.87	114.21	104.64
4	F	802	ADP	C5-C6-N6	2.86	124.66	120.31
5	D	801	AGS	C4'-O4'-C1'	-2.85	107.31	109.92
4	A	802	ADP	C4-C5-N7	-2.80	106.38	109.34
5	E	802	AGS	C4'-O4'-C1'	-2.73	107.42	109.92
5	D	801	AGS	O3A-PB-O1B	-2.70	102.59	110.70
4	F	802	ADP	O3B-PB-O3A	2.66	113.56	104.64
5	C	801	AGS	O4'-C1'-N9	2.63	112.23	108.75
5	C	801	AGS	O3A-PB-O1B	2.56	118.40	110.70
5	B	802	AGS	O3B-PB-O1B	-2.54	103.05	110.70
4	F	801	ADP	C4'-O4'-C1'	-2.51	107.63	109.92
5	D	802	AGS	C4-C5-N7	-2.45	106.75	109.34
4	F	802	ADP	C4'-O4'-C1'	-2.44	107.69	109.92
5	B	801	AGS	C5'-C4'-C3'	2.42	123.94	115.21
4	A	801	ADP	C4-C5-N7	-2.42	106.78	109.34
5	B	802	AGS	O3G-PG-O3B	2.36	112.52	104.64
5	C	802	AGS	O2B-PB-O3B	-2.30	101.06	107.27
5	C	802	AGS	O3A-PA-O1A	-2.29	103.81	110.70

Continued on next page...

Continued from previous page...

Mol	Chain	Res	Type	Atoms	Z	Observed(°)	Ideal(°)
5	C	802	AGS	O2A-PA-O3A	2.24	113.33	107.27
5	C	802	AGS	C4'-O4'-C1'	-2.20	107.91	109.92
5	E	802	AGS	O4'-C4'-C3'	-2.19	100.80	105.15
5	B	801	AGS	C4-C5-N7	-2.17	107.05	109.34
4	F	802	ADP	O4'-C4'-C3'	-2.06	101.06	105.15

All (27) chirality outliers are listed below:

Mol	Chain	Res	Type	Atom
4	A	801	ADP	C1'
4	A	801	ADP	C3'
4	A	802	ADP	C1'
4	A	802	ADP	C3'
4	E	801	ADP	C4'
4	E	801	ADP	C3'
4	F	801	ADP	C3'
4	F	802	ADP	C1'
4	F	802	ADP	C3'
5	B	801	AGS	C4'
5	B	801	AGS	C3'
5	B	802	AGS	C1'
5	B	802	AGS	C4'
5	B	802	AGS	C3'
5	C	801	AGS	C4'
5	C	801	AGS	C3'
5	C	802	AGS	C1'
5	C	802	AGS	C4'
5	C	802	AGS	C3'
5	D	801	AGS	C1'
5	D	801	AGS	C4'
5	D	801	AGS	C3'
5	D	802	AGS	C4'
5	D	802	AGS	C3'
5	E	802	AGS	C1'
5	E	802	AGS	C4'
5	E	802	AGS	C3'

All (28) torsion outliers are listed below:

Mol	Chain	Res	Type	Atoms
4	A	801	ADP	C5'-O5'-PA-O1A
4	A	801	ADP	C5'-O5'-PA-O3A

Continued on next page...

Continued from previous page...

Mol	Chain	Res	Type	Atoms
4	A	802	ADP	C4'-C5'-O5'-PA
4	E	801	ADP	C5'-O5'-PA-O2A
4	E	801	ADP	C5'-O5'-PA-O3A
4	E	801	ADP	C4'-C5'-O5'-PA
4	F	801	ADP	C5'-O5'-PA-O1A
4	F	801	ADP	C5'-O5'-PA-O2A
4	F	801	ADP	C5'-O5'-PA-O3A
5	D	801	AGS	C5'-O5'-PA-O3A
5	D	802	AGS	C4'-C5'-O5'-PA
5	C	801	AGS	C3'-C4'-C5'-O5'
4	A	801	ADP	C3'-C4'-C5'-O5'
5	B	802	AGS	C4'-C5'-O5'-PA
5	B	802	AGS	C3'-C4'-C5'-O5'
5	C	801	AGS	O4'-C4'-C5'-O5'
5	C	801	AGS	C4'-C5'-O5'-PA
5	D	801	AGS	C4'-C5'-O5'-PA
4	A	801	ADP	O4'-C4'-C5'-O5'
4	E	801	ADP	PB-O3A-PA-O5'
4	A	801	ADP	C5'-O5'-PA-O2A
4	E	801	ADP	C5'-O5'-PA-O1A
5	B	801	AGS	C5'-O5'-PA-O1A
5	D	801	AGS	C5'-O5'-PA-O1A
5	D	802	AGS	C5'-O5'-PA-O1A
4	A	801	ADP	C4'-C5'-O5'-PA
5	B	802	AGS	O4'-C4'-C5'-O5'
5	D	801	AGS	PB-O3A-PA-O2A

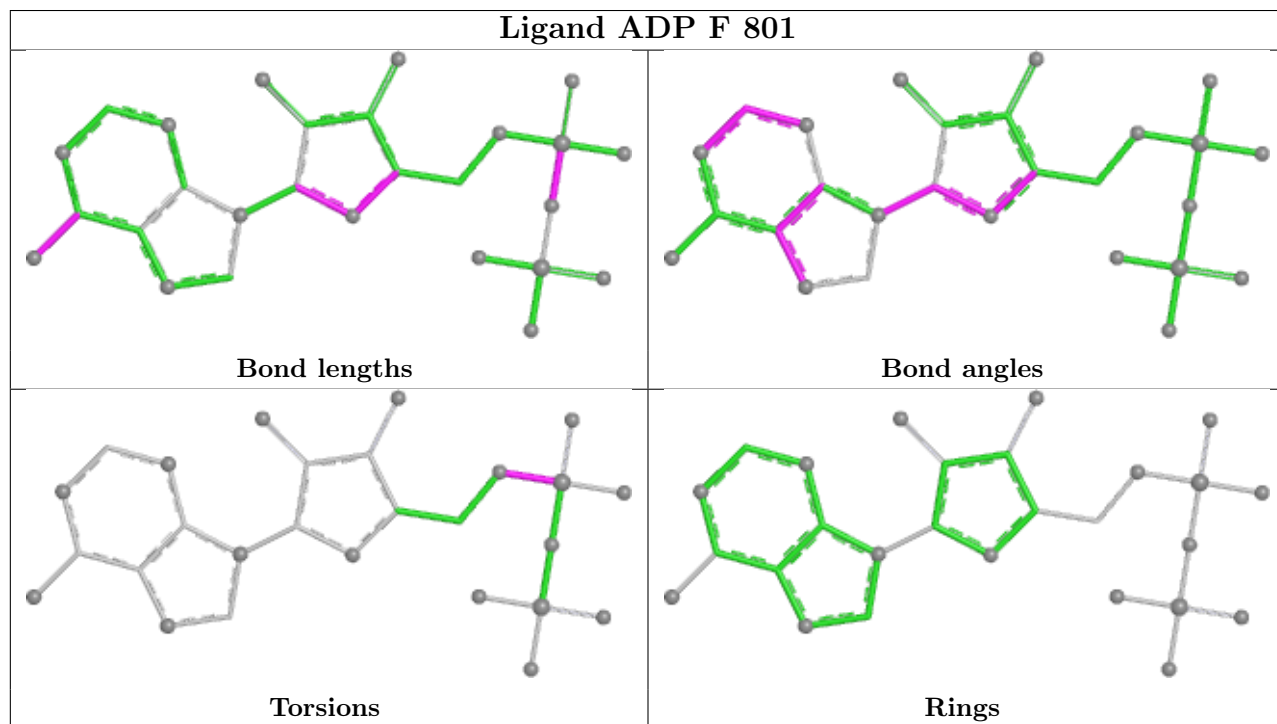
There are no ring outliers.

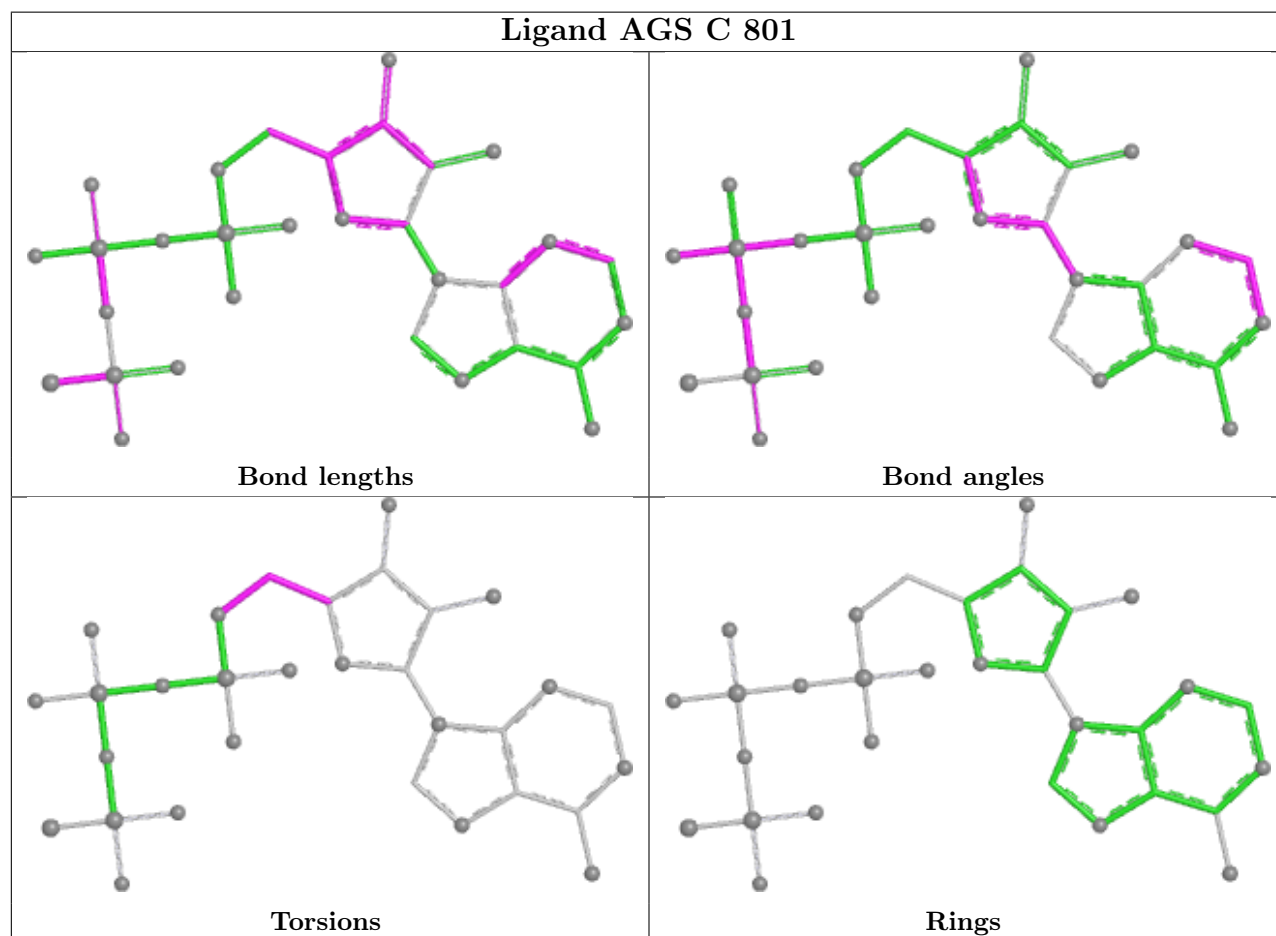
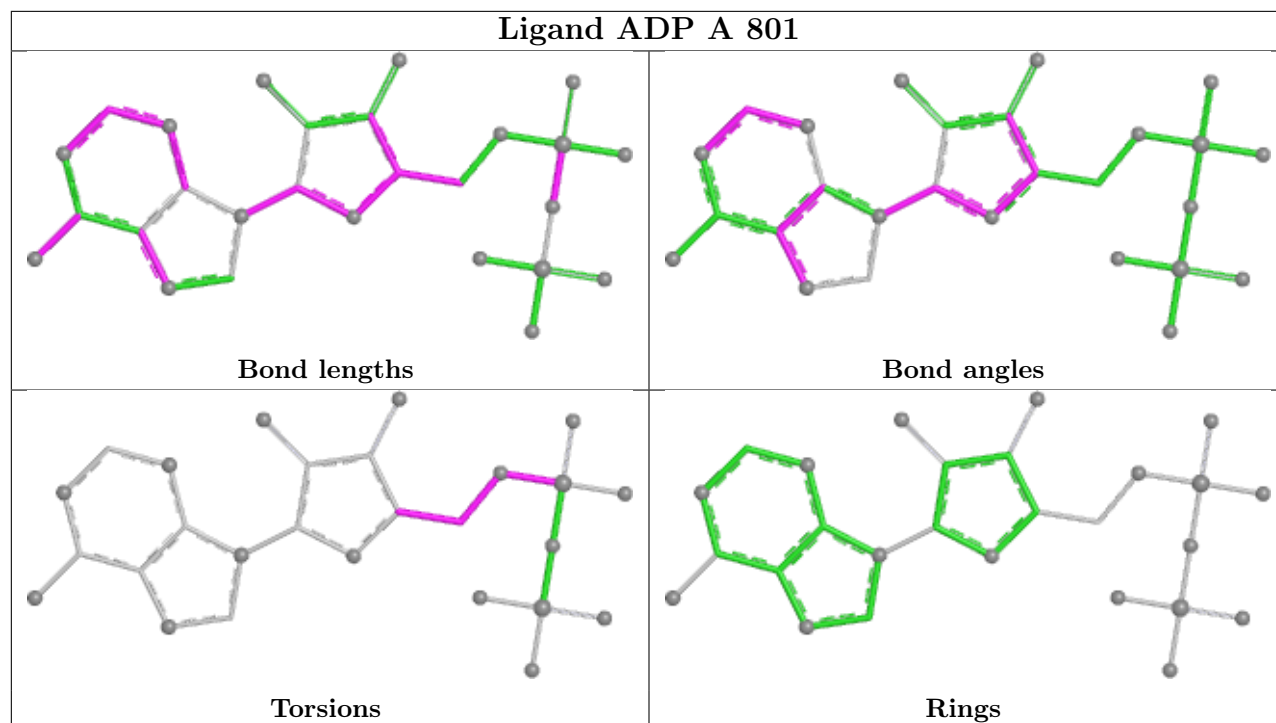
7 monomers are involved in 54 short contacts:

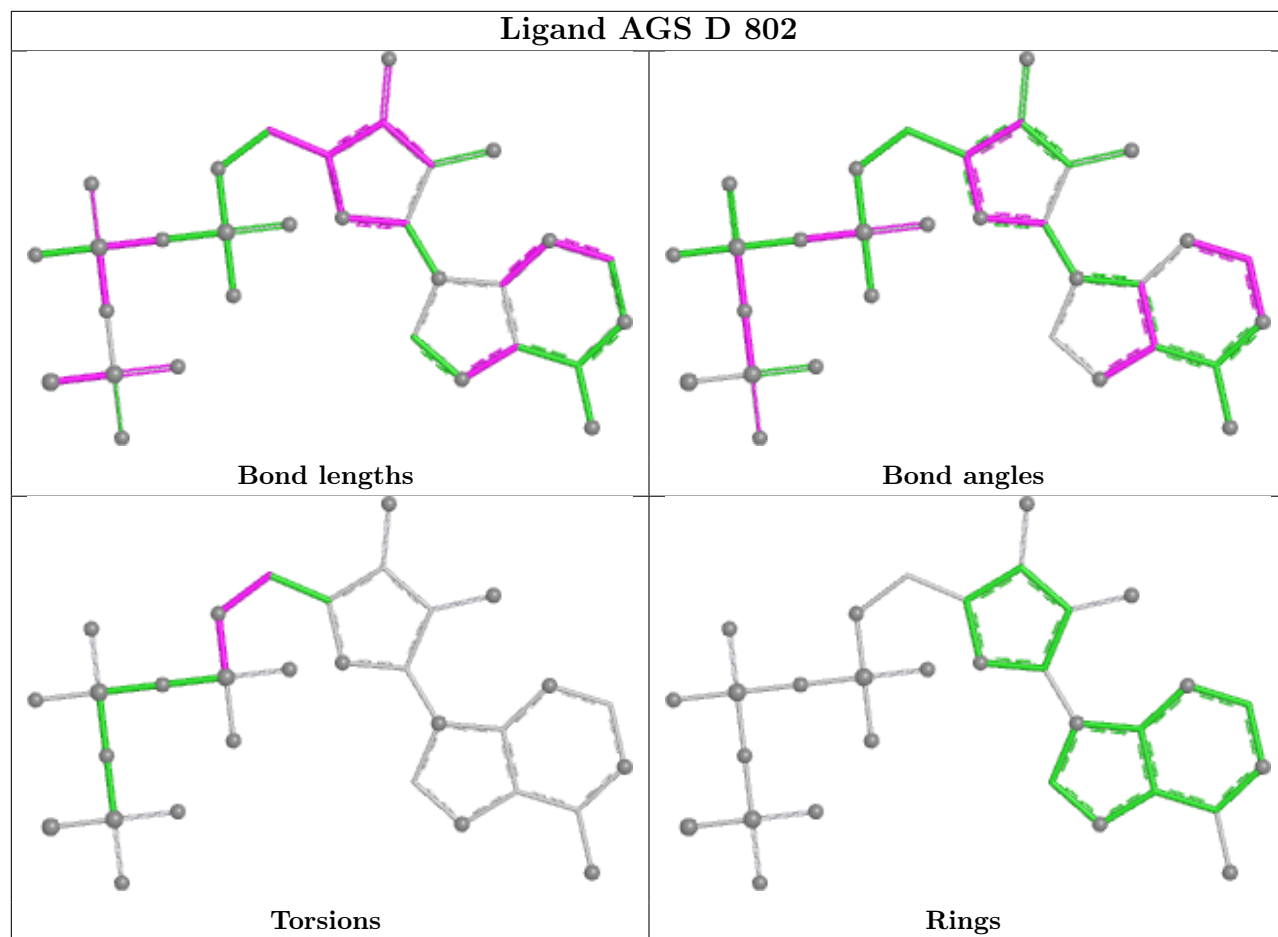
Mol	Chain	Res	Type	Clashes	Symm-Clashes
4	F	801	ADP	15	0
4	A	801	ADP	1	0
5	C	801	AGS	1	0
4	F	802	ADP	2	0
5	C	802	AGS	1	0
4	A	802	ADP	7	0
4	E	801	ADP	27	0

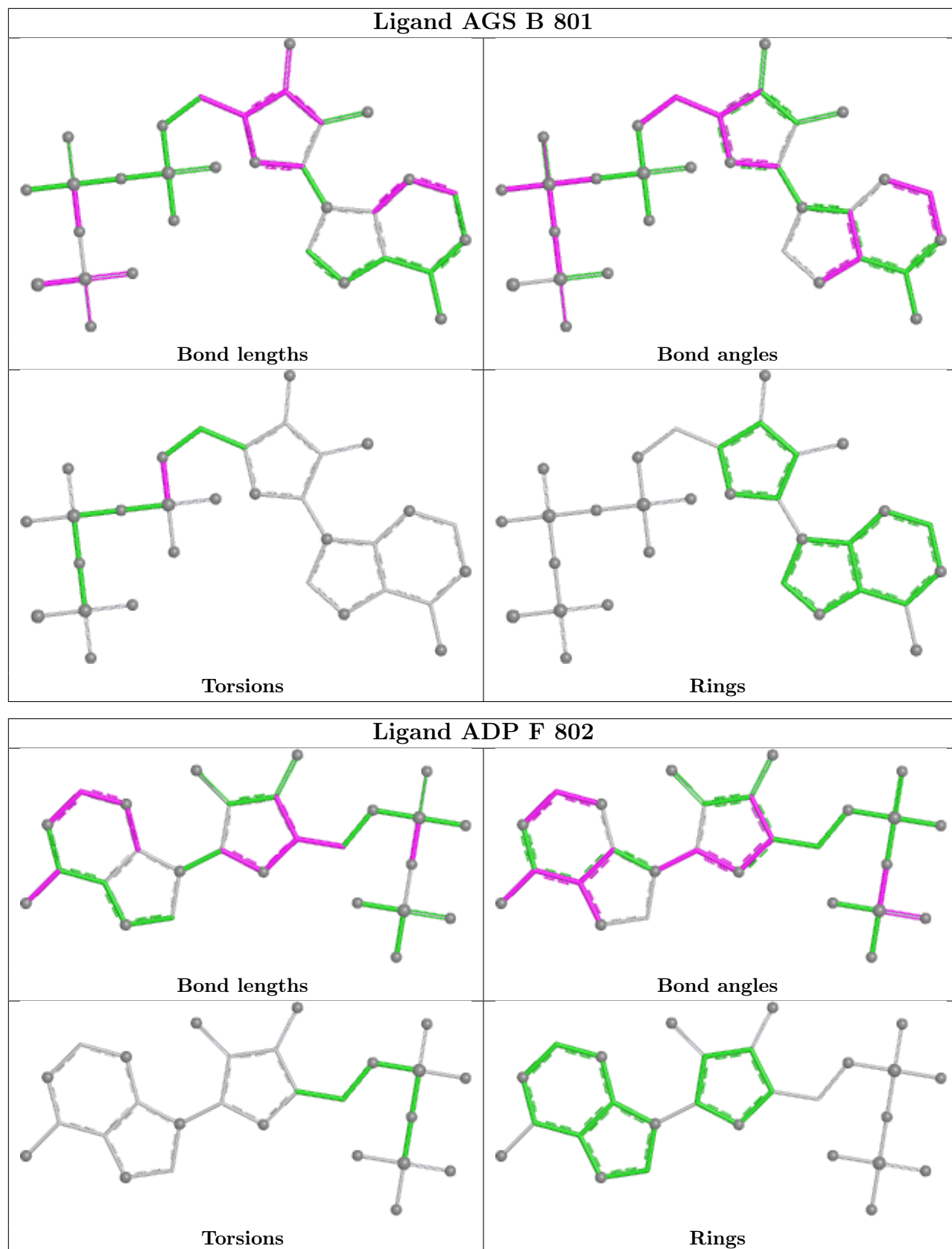
The following is a two-dimensional graphical depiction of Mogul quality analysis of bond lengths, bond angles, torsion angles, and ring geometry for all instances of the Ligand of Interest. In addition, ligands with molecular weight > 250 and outliers as shown on the validation Tables will

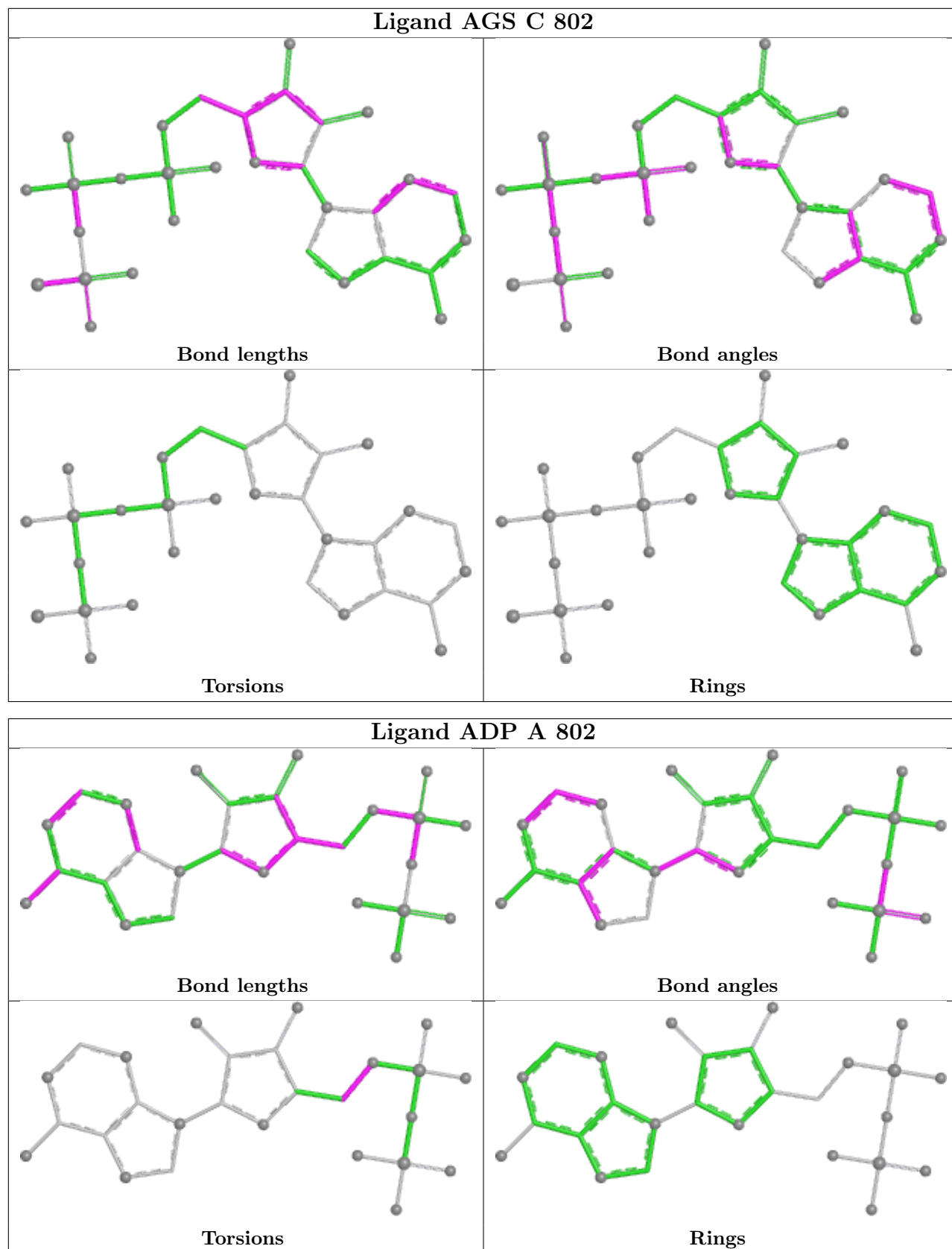
also be included. For torsion angles, if less than 5% of the Mogul distribution of torsion angles is within 10 degrees of the torsion angle in question, then that torsion angle is considered an outlier. Any bond that is central to one or more torsion angles identified as an outlier by Mogul will be highlighted in the graph. For rings, the root-mean-square deviation (RMSD) between the ring in question and similar rings identified by Mogul is calculated over all ring torsion angles. If the average RMSD is greater than 60 degrees and the minimal RMSD between the ring in question and any Mogul-identified rings is also greater than 60 degrees, then that ring is considered an outlier. The outliers are highlighted in purple. The color gray indicates Mogul did not find sufficient equivalents in the CSD to analyse the geometry.

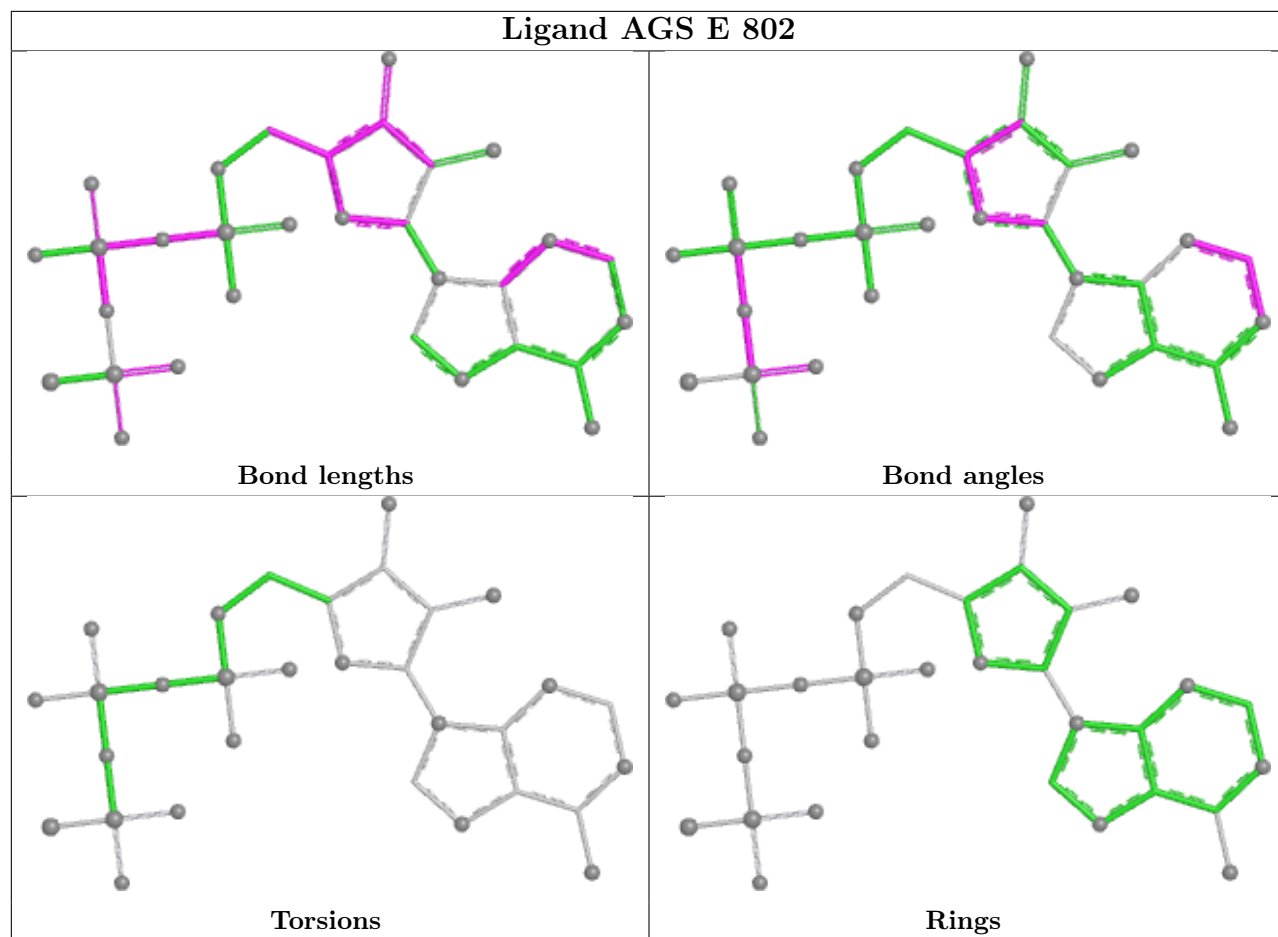


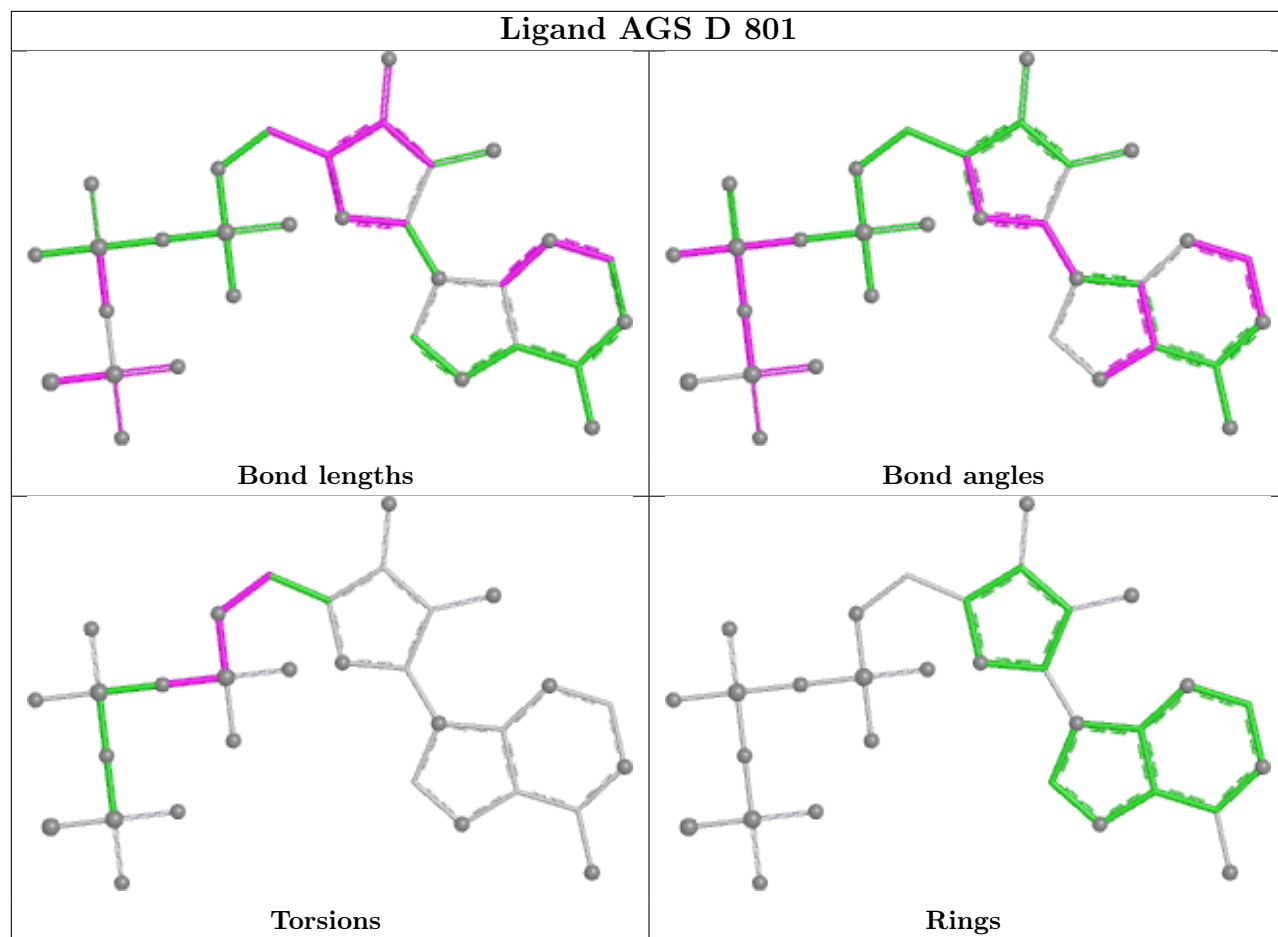


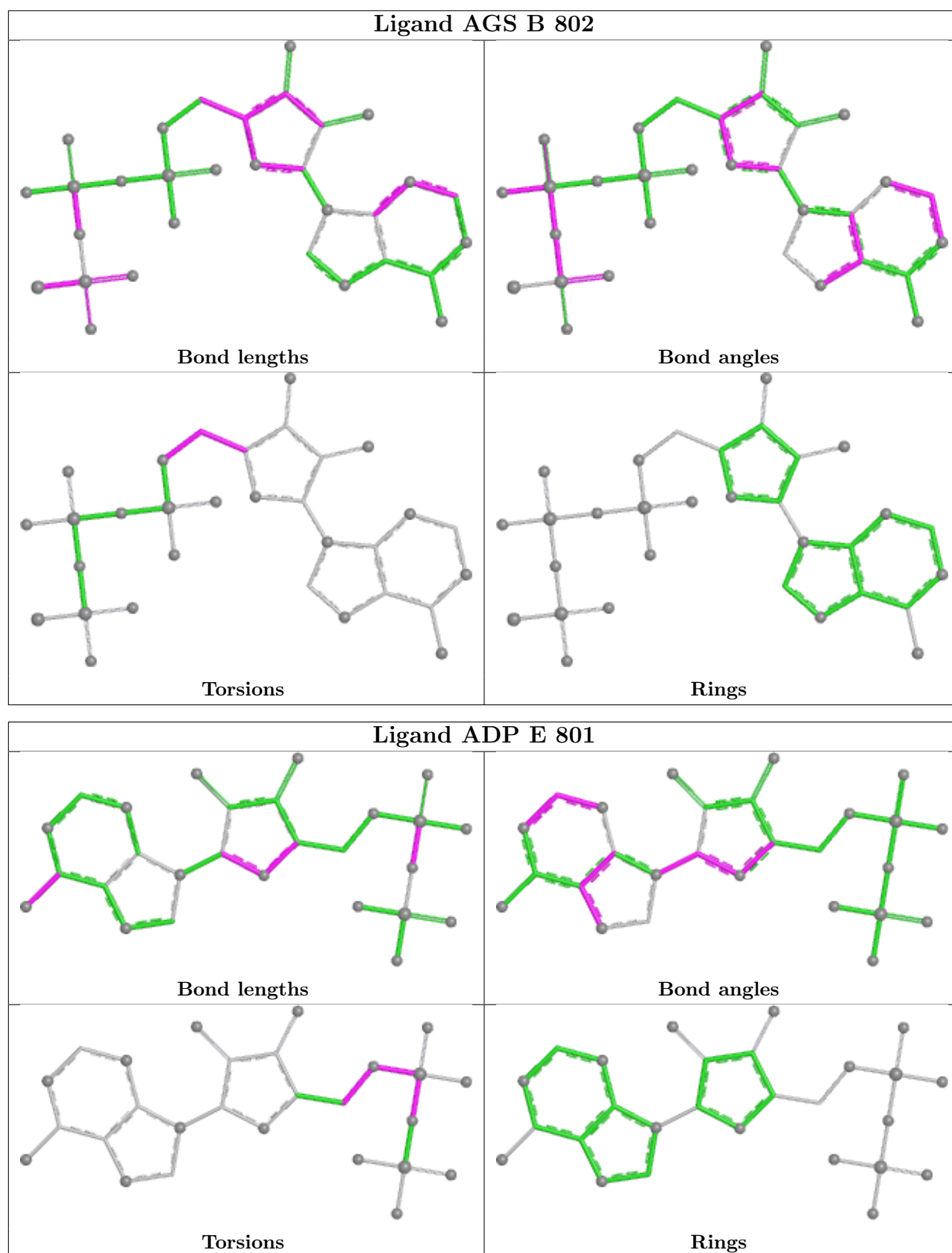












5.7 Other polymers

There are no such residues in this entry.

5.8 Polymer linkage issues

There are no chain breaks in this entry.

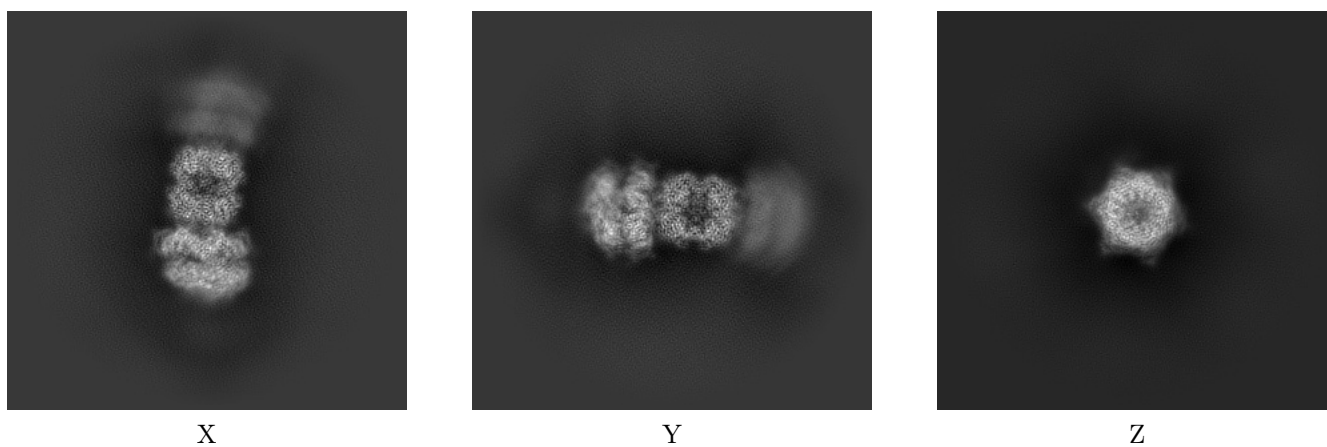
6 Map visualisation [i](#)

This section contains visualisations of the EMDB entry EMD-20851. These allow visual inspection of the internal detail of the map and identification of artifacts.

No raw map or half-maps were deposited for this entry and therefore no images, graphs, etc. pertaining to the raw map can be shown.

6.1 Orthogonal projections [i](#)

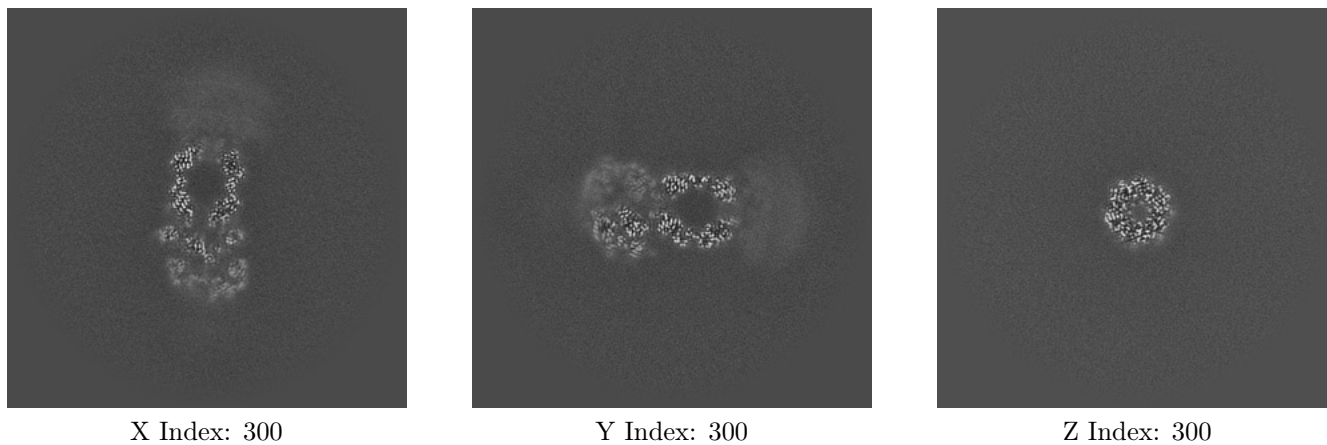
6.1.1 Primary map



The images above show the map projected in three orthogonal directions.

6.2 Central slices [i](#)

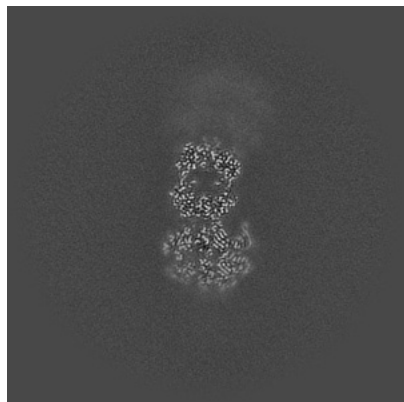
6.2.1 Primary map



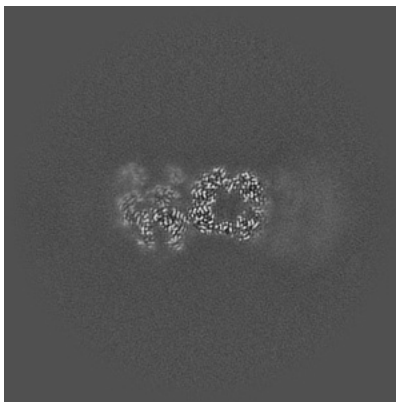
The images above show central slices of the map in three orthogonal directions.

6.3 Largest variance slices [i](#)

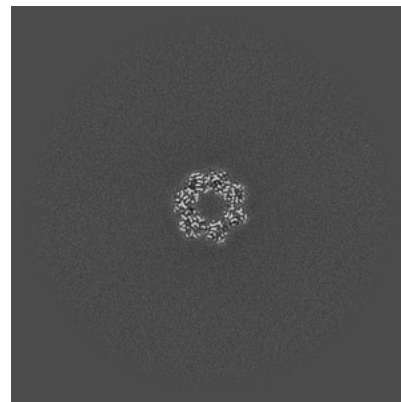
6.3.1 Primary map



X Index: 276



Y Index: 319

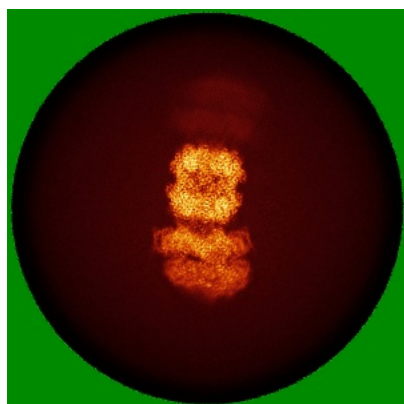


Z Index: 361

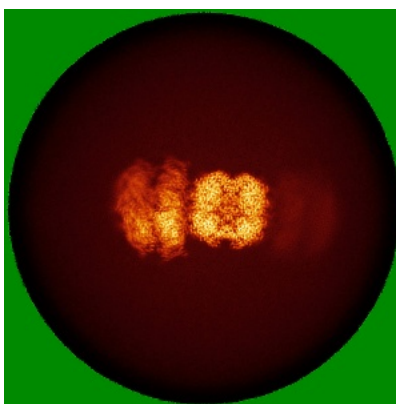
The images above show the largest variance slices of the map in three orthogonal directions.

6.4 Orthogonal standard-deviation projections (False-color) [i](#)

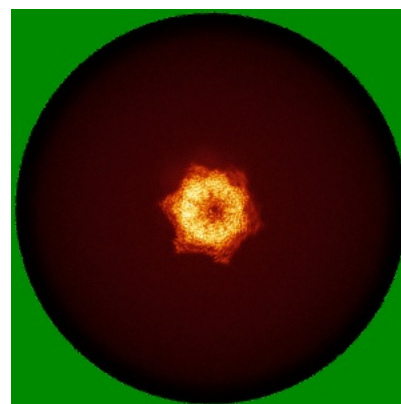
6.4.1 Primary map



X



Y

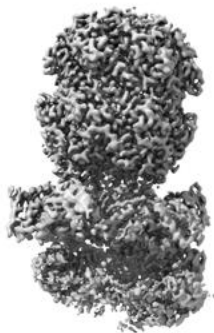


Z

The images above show the map standard deviation projections with false color in three orthogonal directions. Minimum values are shown in green, max in blue, and dark to light orange shades represent small to large values respectively.

6.5 Orthogonal surface views [i](#)

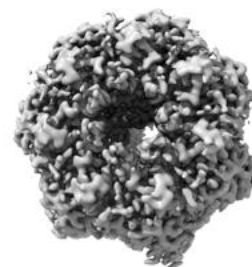
6.5.1 Primary map



X



Y



Z

The images above show the 3D surface view of the map at the recommended contour level 0.65. These images, in conjunction with the slice images, may facilitate assessment of whether an appropriate contour level has been provided.

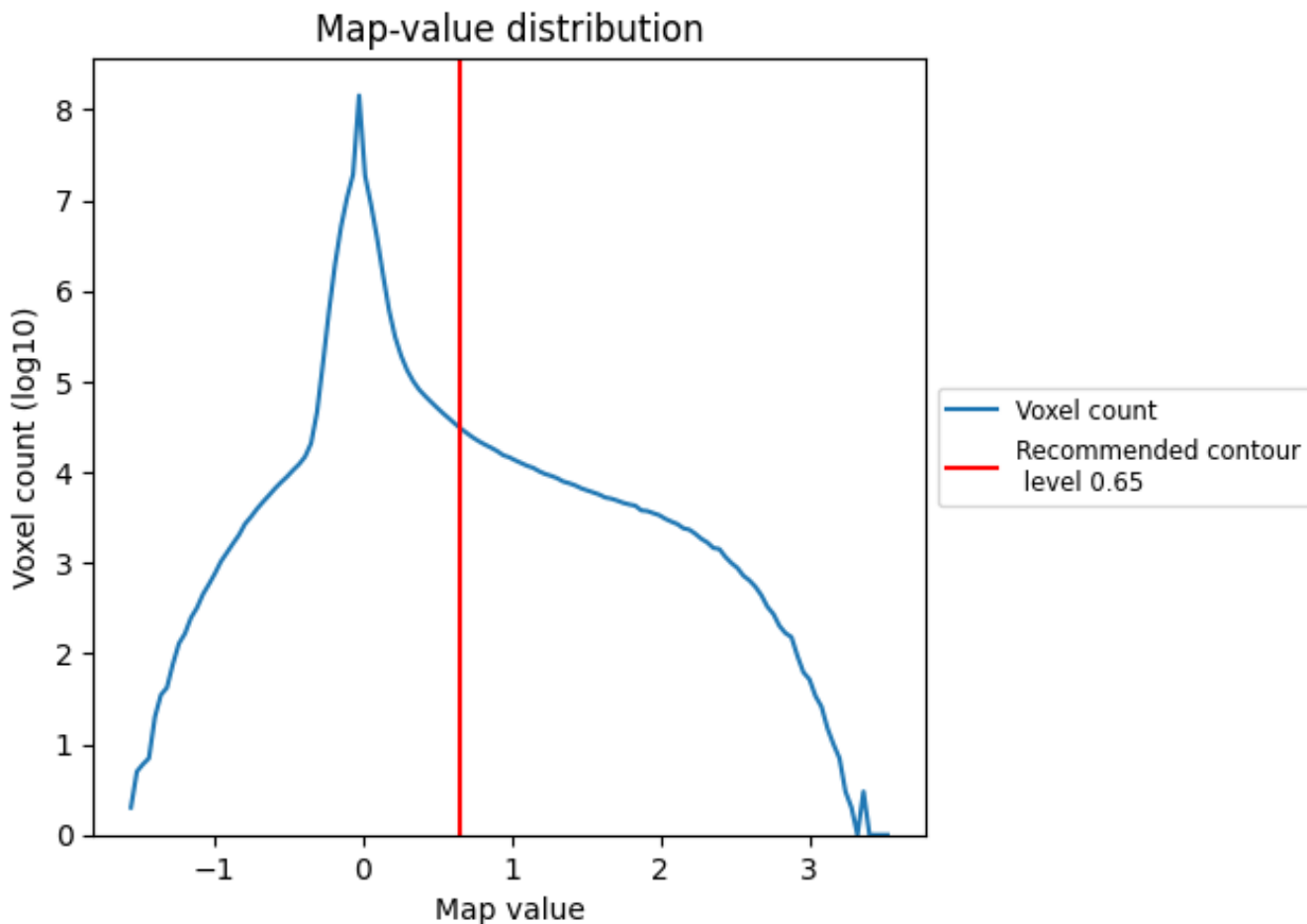
6.6 Mask visualisation [i](#)

This section was not generated. No masks/segmentation were deposited.

7 Map analysis [i](#)

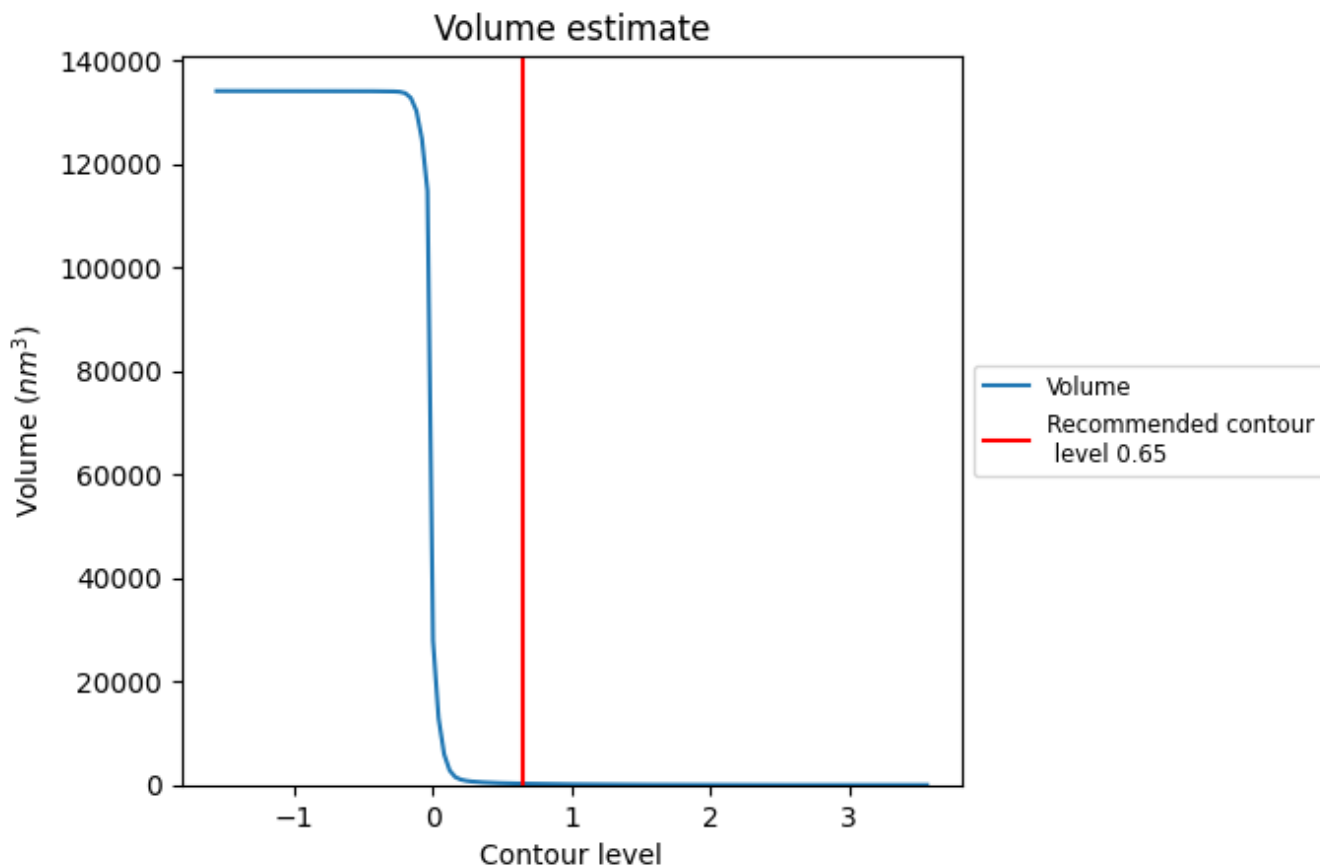
This section contains the results of statistical analysis of the map.

7.1 Map-value distribution [i](#)



The map-value distribution is plotted in 128 intervals along the x-axis. The y-axis is logarithmic. A spike in this graph at zero usually indicates that the volume has been masked.

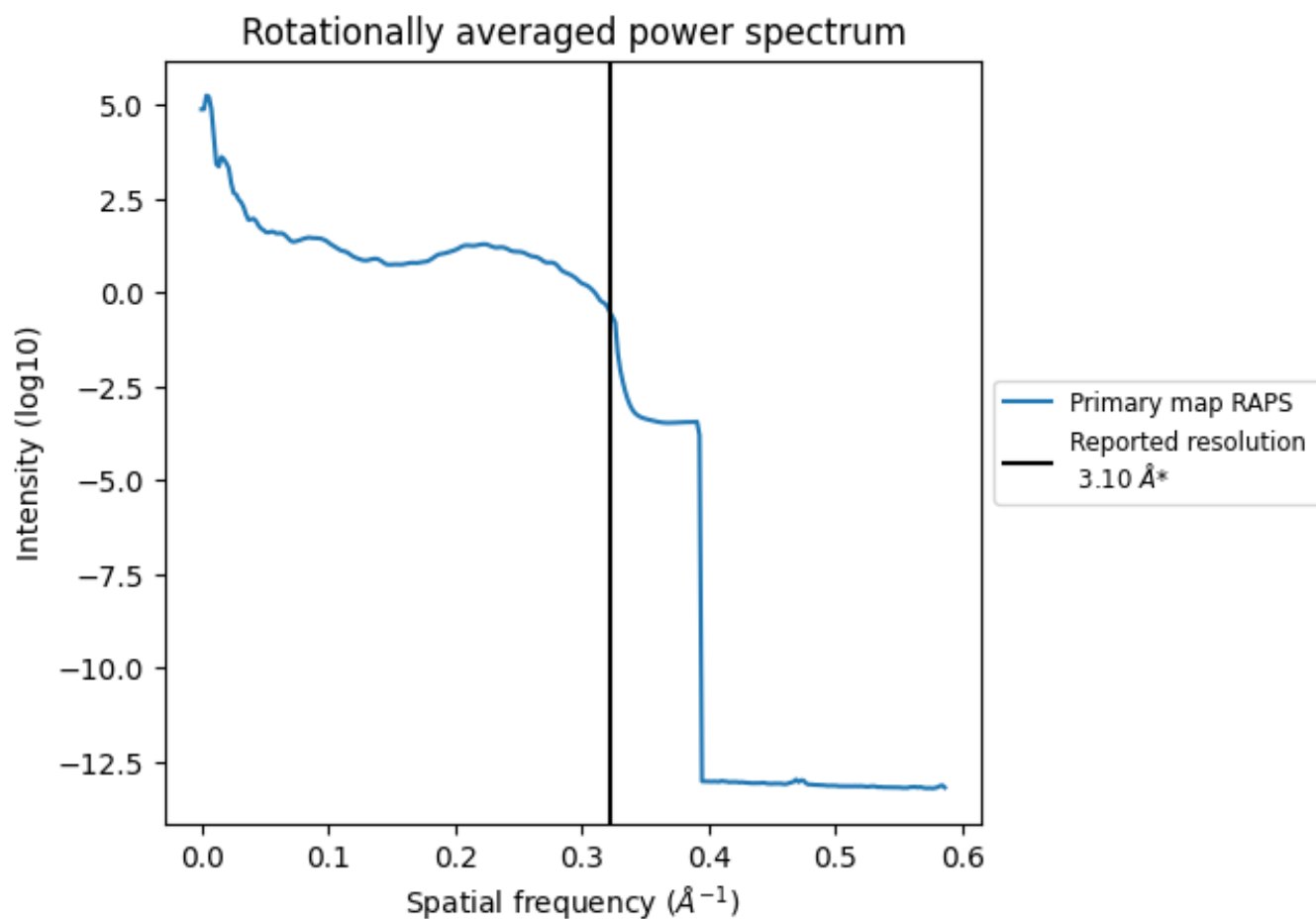
7.2 Volume estimate [i](#)



The volume at the recommended contour level is 251 nm^3 ; this corresponds to an approximate mass of 227 kDa.

The volume estimate graph shows how the enclosed volume varies with the contour level. The recommended contour level is shown as a vertical line and the intersection between the line and the curve gives the volume of the enclosed surface at the given level.

7.3 Rotationally averaged power spectrum [i](#)



*Reported resolution corresponds to spatial frequency of 0.323 Å⁻¹

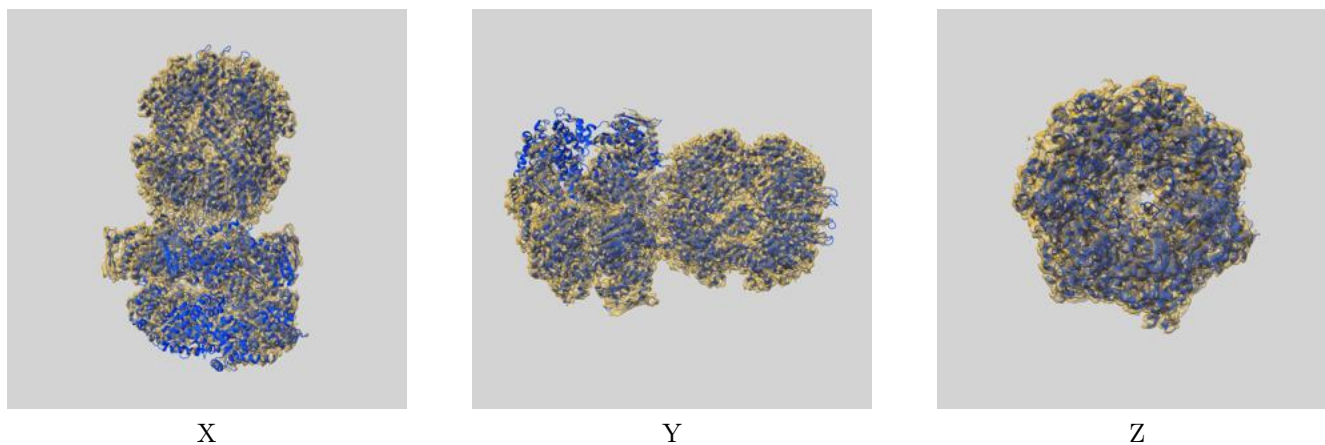
8 Fourier-Shell correlation

This section was not generated. No FSC curve or half-maps provided.

9 Map-model fit [i](#)

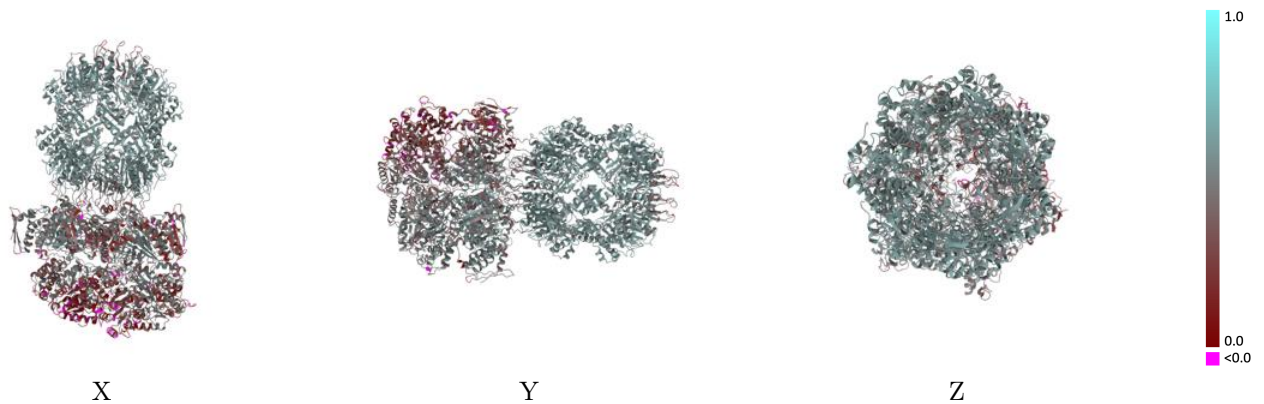
This section contains information regarding the fit between EMDB map EMD-20851 and PDB model 6UQO. Per-residue inclusion information can be found in section [3](#) on page [7](#).

9.1 Map-model overlay [i](#)



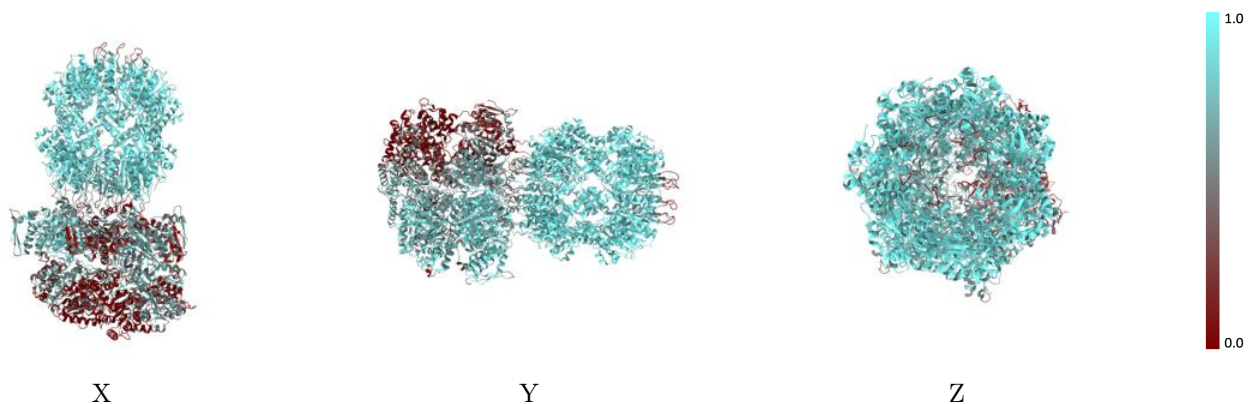
The images above show the 3D surface view of the map at the recommended contour level 0.65 at 50% transparency in yellow overlaid with a ribbon representation of the model coloured in blue. These images allow for the visual assessment of the quality of fit between the atomic model and the map.

9.2 Q-score mapped to coordinate model [i](#)



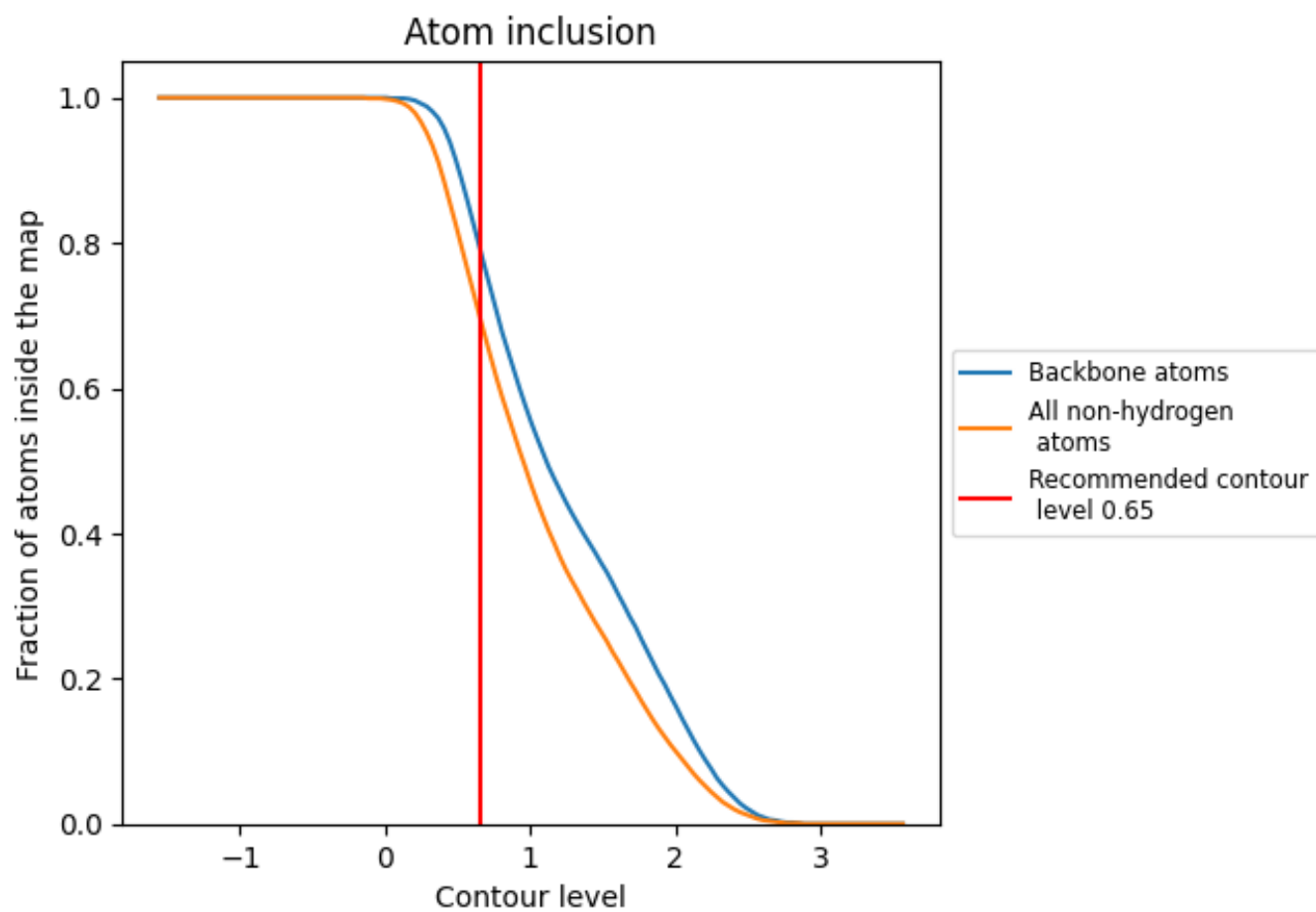
The images above show the model with each residue coloured according its Q-score. This shows their resolvability in the map with higher Q-score values reflecting better resolvability. Please note: Q-score is calculating the resolvability of atoms, and thus high values are only expected at resolutions at which atoms can be resolved. Low Q-score values may therefore be expected for many entries.

9.3 Atom inclusion mapped to coordinate model [i](#)



The images above show the model with each residue coloured according to its atom inclusion. This shows to what extent they are inside the map at the recommended contour level (0.65).















































9.4 Atom inclusion [i](#)



At the recommended contour level, 79% of all backbone atoms, 70% of all non-hydrogen atoms, are inside the map.

9.5 Map-model fit summary

The table lists the average atom inclusion at the recommended contour level (0.65) and Q-score for the entire model and for each chain.

Chain	Atom inclusion	Q-score
All	 0.6990	 0.4690
A	 0.5780	 0.4130
B	 0.7450	 0.4810
C	 0.7900	 0.4980
D	 0.7260	 0.4700
E	 0.3840	 0.3490
F	 0.1640	 0.2470
G	 0.8910	 0.5490
H	 0.8740	 0.5490
I	 0.8760	 0.5490
J	 0.8750	 0.5480
K	 0.8910	 0.5500
L	 0.8930	 0.5540
M	 0.8920	 0.5480
N	 0.8630	 0.5400
O	 0.8610	 0.5430
P	 0.8660	 0.5400
Q	 0.8640	 0.5450
R	 0.8670	 0.5450
S	 0.8690	 0.5420
T	 0.8590	 0.5430
X	 0.5560	 0.4270
Y	 0.9110	 0.5220

