



Full wwPDB EM Validation Report ⓘ

Apr 16, 2024 – 09:52 am BST

PDB ID : 6YEF
EMDB ID : EMD-10791
Title : 70S initiation complex with assigned rRNA modifications from *Staphylococcus aureus*
Authors : Fatkhullin, B.; Golubev, A.; Khusainov, I.; Yusupova, G.; Yusupov, M.
Deposited on : 2020-03-24
Resolution : 3.20 Å (reported)
Based on initial model : 5LI0

This is a Full wwPDB EM Validation Report for a publicly released PDB entry.

We welcome your comments at validation@mail.wwpdb.org

A user guide is available at

<https://www.wwpdb.org/validation/2017/EMValidationReportHelp>

with specific help available everywhere you see the ⓘ symbol.

The types of validation reports are described at

<http://www.wwpdb.org/validation/2017/FAQs#types>.

The following versions of software and data (see [references ⓘ](#)) were used in the production of this report:

EMDB validation analysis : 0.0.1.dev92
Mogul : 1.8.4, CSD as541be (2020)
MolProbity : 4.02b-467
Percentile statistics : 20191225.v01 (using entries in the PDB archive December 25th 2019)
MapQ : **FAILED**
Ideal geometry (proteins) : Engh & Huber (2001)
Ideal geometry (DNA, RNA) : Parkinson et al. (1996)
Validation Pipeline (wwPDB-VP) : 2.36

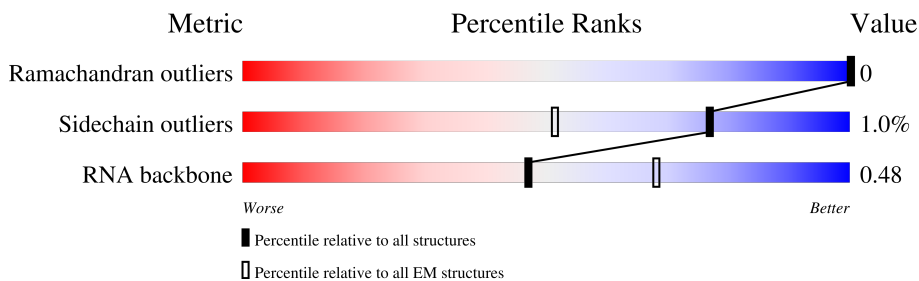
1 Overall quality at a glance i

The following experimental techniques were used to determine the structure:

ELECTRON MICROSCOPY

The reported resolution of this entry is 3.20 Å.

Percentile scores (ranging between 0-100) for global validation metrics of the entry are shown in the following graphic. The table shows the number of entries on which the scores are based.



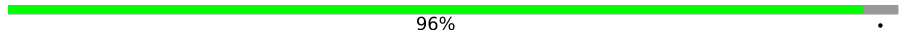

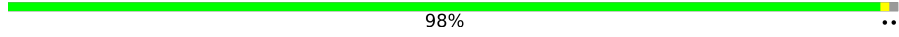
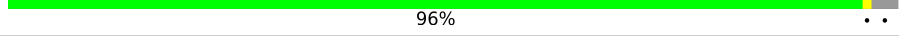

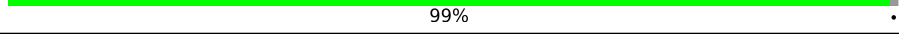
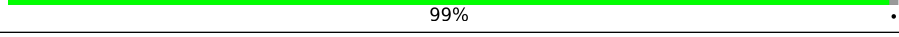
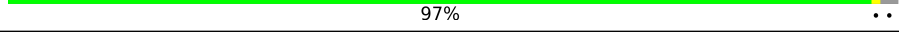


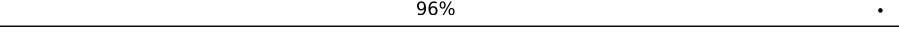



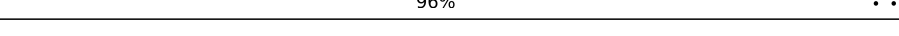
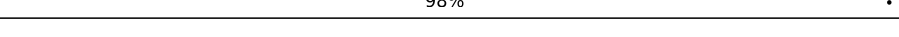
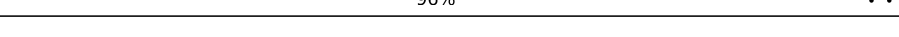








Metric	Whole archive (#Entries)	EM structures (#Entries)
Ramachandran outliers	154571	4023
Sidechain outliers	154315	3826
RNA backbone	4643	859

The table below summarises the geometric issues observed across the polymeric chains and their fit to the map. The red, orange, yellow and green segments of the bar indicate the fraction of residues that contain outliers for ≥ 3 , 2, 1 and 0 types of geometric quality criteria respectively. A grey segment represents the fraction of residues that are not modelled. The numeric value for each fraction is indicated below the corresponding segment, with a dot representing fractions $\leq 5\%$.

Mol	Chain	Length	Quality of chain
1	a	1556	77% 21% ..
2	b	255	85% . 14%
3	c	217	92% 8%
4	d	200	98% .
5	e	166	93% . 5%
6	f	98	96% ..
7	g	156	94% 6%
8	h	132	99% .
9	i	132	95% ..

Continued on next page...

Continued from previous page...

Mol	Chain	Length	Quality of chain
10	j	102	 96%
11	k	129	 87% 12%
12	l	137	 98%
13	m	121	 96%
14	n	89	 67% 33%
15	o	89	 99%
16	p	91	 99%
17	q	87	 97%
18	r	80	 80% 20%
19	s	92	 85% 11%
20	t	83	 96%
21	v	29	 45% 24% 28%
22	A	2923	 75% 22%
23	B	115	 81% 17%
24	D	277	 96%
25	E	220	 98%
26	F	207	 96%
27	G	179	 85% 14%
28	H	178	 88% 10%
29	M	145	 100%
30	N	122	 99%
31	O	146	 96%
32	P	144	 93% 5%
33	Q	122	 97%
34	R	119	 99%

Continued on next page...

Continued from previous page...

Mol	Chain	Length	Quality of chain
35	S	116	94% 6%
36	T	118	97% ..
37	U	102	98% .
38	V	117	96% .
39	W	91	98% .
40	X	105	81% . 17%
41	Y	217	43% 57%
42	Z	94	87% 13%
43	0	62	73% 27%
44	1	69	91% . 6%
45	2	59	93% ..
46	3	84	87% .. 11%
47	4	58	84% 5% 10%
48	5	49	84% 6% 10%
49	6	45	98% .
50	7	66	94% ..
51	8	37	100%
52	x	77	62% 32% 5%

2 Entry composition [i](#)

There are 54 unique types of molecules in this entry. The entry contains 141837 atoms, of which 0 are hydrogens and 0 are deuteriums.

In the tables below, the AltConf column contains the number of residues with at least one atom in alternate conformation and the Trace column contains the number of residues modelled with at most 2 atoms.

- Molecule 1 is a RNA chain called 16S rRNA.

Mol	Chain	Residues	Atoms					AltConf	Trace
			Total	C	N	O	P		
1	a	1545	33097	14781	6034	10737	1545	0	0

- Molecule 2 is a protein called 30S ribosomal protein S2.

Mol	Chain	Residues	Atoms					AltConf	Trace
			Total	C	N	O	S		
2	b	219	1762	1123	307	325	7	0	0

- Molecule 3 is a protein called 30S ribosomal protein S3.

Mol	Chain	Residues	Atoms					AltConf	Trace
			Total	C	N	O	S		
3	c	200	1578	993	296	287	2	0	0

- Molecule 4 is a protein called 30S ribosomal protein S4.

Mol	Chain	Residues	Atoms					AltConf	Trace
			Total	C	N	O	S		
4	d	197	1600	1009	300	289	2	0	0

- Molecule 5 is a protein called 30S ribosomal protein S5.

Mol	Chain	Residues	Atoms					AltConf	Trace
			Total	C	N	O	S		
5	e	157	1169	735	214	218	2	0	0

- Molecule 6 is a protein called 30S ribosomal protein S6.

Mol	Chain	Residues	Atoms					AltConf	Trace
			Total	C	N	O	S		
6	f	96	798	503	139	153	3	0	0

- Molecule 7 is a protein called 30S ribosomal protein S7.

Mol	Chain	Residues	Atoms					AltConf	Trace
			Total	C	N	O	S		
7	g	146	1176	733	225	214	4	0	0

- Molecule 8 is a protein called 30S ribosomal protein S8.

Mol	Chain	Residues	Atoms					AltConf	Trace
			Total	C	N	O	S		
8	h	131	1032	652	183	193	4	0	0

- Molecule 9 is a protein called 30S ribosomal protein S9.

Mol	Chain	Residues	Atoms					AltConf	Trace
			Total	C	N	O	S		
9	i	127	1008	623	201	183	1	0	0

- Molecule 10 is a protein called ribosomal protein uS10.

Mol	Chain	Residues	Atoms					AltConf	Trace
			Total	C	N	O	S		
10	j	98	783	494	143	145	1	0	0

- Molecule 11 is a protein called 30S ribosomal protein S11.

Mol	Chain	Residues	Atoms					AltConf	Trace
			Total	C	N	O	S		
11	k	113	833	514	156	160	3	0	0

- Molecule 12 is a protein called 30S ribosomal protein S12.

Mol	Chain	Residues	Atoms					AltConf	Trace
			Total	C	N	O	S		
12	l	135	1058	658	214	184	2	0	0

- Molecule 13 is a protein called 30S ribosomal protein S13.

Mol	Chain	Residues	Atoms					AltConf	Trace
			Total	C	N	O	S		
13	m	117	927	569	184	173	1	0	0

- Molecule 14 is a protein called 30S ribosomal protein S14.

Mol	Chain	Residues	Atoms					AltConf	Trace
14	n	60	Total	C	N	O	S	0	0
			481	296	103	80	2		

- Molecule 15 is a protein called 30S ribosomal protein S15.

Mol	Chain	Residues	Atoms					AltConf	Trace
15	o	88	Total	C	N	O	S	0	0
			738	454	153	130	1		

- Molecule 16 is a protein called 30S ribosomal protein S16.

Mol	Chain	Residues	Atoms					AltConf	Trace
16	p	90	Total	C	N	O	S	0	0
			712	448	132	131	1		

- Molecule 17 is a protein called 30S ribosomal protein S17.

Mol	Chain	Residues	Atoms					AltConf	Trace
17	q	85	Total	C	N	O	S	0	0
			698	441	125	131	1		

- Molecule 18 is a protein called 30S ribosomal protein S18.

Mol	Chain	Residues	Atoms					AltConf	Trace
18	r	64	Total	C	N	O	S	0	0
			527	335	97	92	3		

- Molecule 19 is a protein called 30S ribosomal protein S19.

Mol	Chain	Residues	Atoms					AltConf	Trace
19	s	82	Total	C	N	O	S	0	0
			661	426	118	115	2		

- Molecule 20 is a protein called 30S ribosomal protein S20.

Mol	Chain	Residues	Atoms					AltConf	Trace
20	t	80	Total	C	N	O	S	0	0
			606	367	119	118	2		

- Molecule 21 is a RNA chain called mRNA.

Mol	Chain	Residues	Atoms					AltConf	Trace
			Total	C	N	O	P		
21	v	21	462	207	96	138	21	0	0

- Molecule 22 is a RNA chain called 23S rRNA.

Mol	Chain	Residues	Atoms					AltConf	Trace
			Total	C	N	O	P		
22	A	2881	61802	27593	11324	20004	2881	0	0

- Molecule 23 is a RNA chain called 5S rRNA.

Mol	Chain	Residues	Atoms					AltConf	Trace
			Total	C	N	O	P		
23	B	115	2445	1094	436	801	114	0	0

- Molecule 24 is a protein called 50S ribosomal protein L2.

Mol	Chain	Residues	Atoms					AltConf	Trace
			Total	C	N	O	S		
24	D	274	2094	1303	415	371	5	0	0

- Molecule 25 is a protein called 50S ribosomal protein L3.

Mol	Chain	Residues	Atoms					AltConf	Trace
			Total	C	N	O	S		
25	E	216	1635	1023	301	306	5	0	0

- Molecule 26 is a protein called 50S ribosomal protein L4.

Mol	Chain	Residues	Atoms					AltConf	Trace
			Total	C	N	O	S		
26	F	203	1540	966	284	288	2	0	0

- Molecule 27 is a protein called 50S ribosomal protein L5.

Mol	Chain	Residues	Atoms					AltConf	Trace
			Total	C	N	O	S		
27	G	154	1191	751	206	228	6	0	0

- Molecule 28 is a protein called 50S ribosomal protein L6.

Mol	Chain	Residues	Atoms					AltConf	Trace
			Total	C	N	O	S		
28	H	160	1250	781	222	244	3	0	0

- Molecule 29 is a protein called 50S ribosomal protein L13.

Mol	Chain	Residues	Atoms					AltConf	Trace
			Total	C	N	O	S		
29	M	145	1151	717	211	220	3	0	0

- Molecule 30 is a protein called 50S ribosomal protein L14.

Mol	Chain	Residues	Atoms					AltConf	Trace
			Total	C	N	O	S		
30	N	122	920	572	174	170	4	0	0

- Molecule 31 is a protein called 50S ribosomal protein L15.

Mol	Chain	Residues	Atoms					AltConf	Trace
			Total	C	N	O	S		
31	O	146	1098	680	215	202	1	0	0

- Molecule 32 is a protein called 50S ribosomal protein L16.

Mol	Chain	Residues	Atoms					AltConf	Trace
			Total	C	N	O	S		
32	P	137	1097	704	207	182	4	0	0

- Molecule 33 is a protein called 50S ribosomal protein L17.

Mol	Chain	Residues	Atoms					AltConf	Trace
			Total	C	N	O	S		
33	Q	119	940	575	181	183	1	0	0

- Molecule 34 is a protein called 50S ribosomal protein L18.

Mol	Chain	Residues	Atoms				AltConf	Trace
			Total	C	N	O		
34	R	118	911	568	173	170	0	0

- Molecule 35 is a protein called 50S ribosomal protein L19.

Mol	Chain	Residues	Atoms				AltConf	Trace
35	S	109	Total	C	N	O	0	0
			877	552	176	149		

- Molecule 36 is a protein called 50S ribosomal protein L20.

Mol	Chain	Residues	Atoms					AltConf	Trace
36	T	116	Total	C	N	O	S	0	0
			943	593	189	157	4		

- Molecule 37 is a protein called 50S ribosomal protein L21.

Mol	Chain	Residues	Atoms					AltConf	Trace
37	U	100	Total	C	N	O	S	0	0
			784	497	140	146	1		

- Molecule 38 is a protein called 50S ribosomal protein L22.

Mol	Chain	Residues	Atoms					AltConf	Trace
38	V	112	Total	C	N	O	S	0	0
			862	537	164	158	3		

- Molecule 39 is a protein called 50S ribosomal protein L23.

Mol	Chain	Residues	Atoms					AltConf	Trace
39	W	89	Total	C	N	O	S	0	0
			725	457	130	134	4		

- Molecule 40 is a protein called 50S ribosomal protein L24.

Mol	Chain	Residues	Atoms					AltConf	Trace
40	X	87	Total	C	N	O	S	0	0
			662	420	119	122	1		

- Molecule 41 is a protein called 50S ribosomal protein L25.

Mol	Chain	Residues	Atoms					AltConf	Trace
41	Y	94	Total	C	N	O	S	0	0
			731	465	131	133	2		

- Molecule 42 is a protein called 50S ribosomal protein L27.

Mol	Chain	Residues	Atoms				AltConf	Trace
42	Z	82	Total	C	N	O	0	0
			626	386	122	118		

- Molecule 43 is a protein called 50S ribosomal protein L28.

Mol	Chain	Residues	Atoms				AltConf	Trace
43	0	45	Total	C	N	O	0	0
			358	222	78	58		

- Molecule 44 is a protein called 50S ribosomal protein L29.

Mol	Chain	Residues	Atoms				AltConf	Trace
44	1	65	Total	C	N	O	0	0
			536	330	101	105		

- Molecule 45 is a protein called 50S ribosomal protein L30.

Mol	Chain	Residues	Atoms				AltConf	Trace
45	2	57	Total	C	N	O	0	0
			441	274	83	84		

- Molecule 46 is a protein called 50S ribosomal protein L31 type B.

Mol	Chain	Residues	Atoms					AltConf	Trace
46	3	75	Total	C	N	O	S	0	0
			593	371	106	113	3		

- Molecule 47 is a protein called 50S ribosomal protein L32.

Mol	Chain	Residues	Atoms					AltConf	Trace
47	4	52	Total	C	N	O	S	0	0
			411	249	85	72	5		

- Molecule 48 is a protein called 50S ribosomal protein L33 2.

Mol	Chain	Residues	Atoms					AltConf	Trace
48	5	44	Total	C	N	O	S	0	0
			371	223	76	68	4		

- Molecule 49 is a protein called 50S ribosomal protein L34.

Mol	Chain	Residues	Atoms					AltConf	Trace
49	6	44	Total	C	N	O	S	0	0
			373	228	90	54	1		

- Molecule 50 is a protein called 50S ribosomal protein L35.

Mol	Chain	Residues	Atoms					AltConf	Trace
50	7	64	Total	C	N	O	S	0	0
			521	324	113	82	2		

- Molecule 51 is a protein called 50S ribosomal protein L36.

Mol	Chain	Residues	Atoms					AltConf	Trace
51	8	37	Total	C	N	O	S	0	0
			296	186	60	46	4		

- Molecule 52 is a RNA chain called P-site tRNA.


Mol	Chain	Residues	Atoms					AltConf	Trace	
52	x	77	Total	C	N	O	P	S	0	0
			1659	741	299	541	76	2		

- Molecule 53 is MAGNESIUM ION (three-letter code: MG) (formula: Mg).

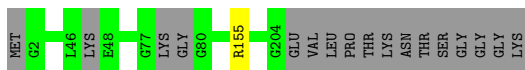
Mol	Chain	Residues	Atoms		AltConf
53	a	54	Total	Mg	0
			54	54	
53	v	1	Total	Mg	0
			1	1	
53	A	207	Total	Mg	0
			207	207	
53	B	2	Total	Mg	0
			2	2	
53	D	1	Total	Mg	0
			1	1	
53	O	1	Total	Mg	0
			1	1	
53	X	1	Total	Mg	0
			1	1	
53	x	1	Total	Mg	0
			1	1	

- Molecule 54 is POTASSIUM ION (three-letter code: K) (formula: K).

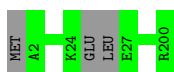
Mol	Chain	Residues	Atoms		AltConf
54	a	2	Total 2	K 2	0
54	A	18	Total 18	K 18	0



● Molecule 3: 30S ribosomal protein S3



● Molecule 4: 30S ribosomal protein S4



● Molecule 5: 30S ribosomal protein S5



● Molecule 6: 30S ribosomal protein S6



● Molecule 7: 30S ribosomal protein S7



● Molecule 8: 30S ribosomal protein S8



● Molecule 9: 30S ribosomal protein S9






- Molecule 10: ribosomal protein uS10

Chain j: 96%



- Molecule 11: 30S ribosomal protein S11

Chain k: 87% 12%



- Molecule 12: 30S ribosomal protein S12

Chain l: 98%



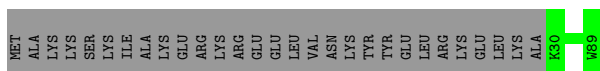
- Molecule 13: 30S ribosomal protein S13

Chain m: 96%



- Molecule 14: 30S ribosomal protein S14

Chain n: 67% 33%



- Molecule 15: 30S ribosomal protein S15

Chain o: 99%



- Molecule 16: 30S ribosomal protein S16


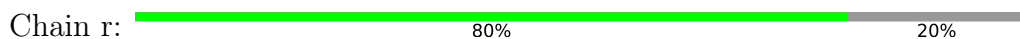
Chain p: 99%



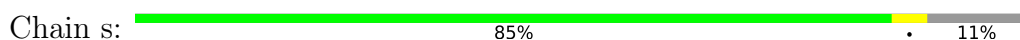
- Molecule 17: 30S ribosomal protein S17



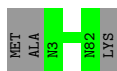
- Molecule 18: 30S ribosomal protein S18



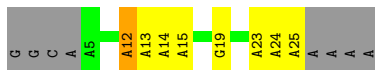
- Molecule 19: 30S ribosomal protein S19



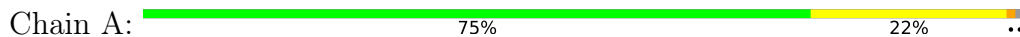
- Molecule 20: 30S ribosomal protein S20

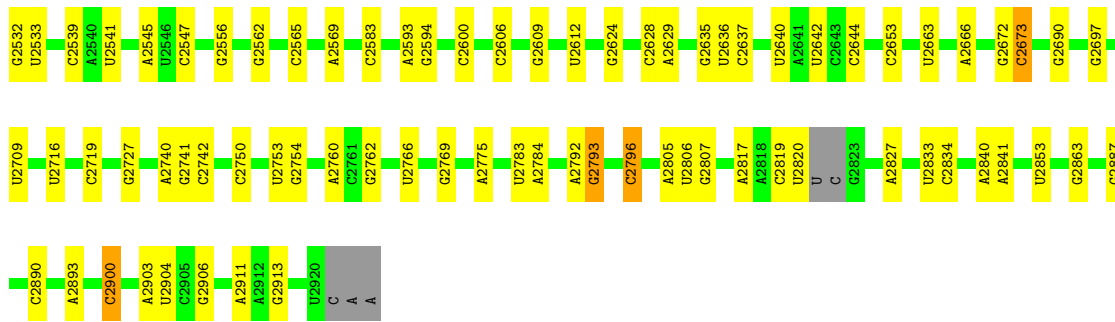


- Molecule 21: mRNA

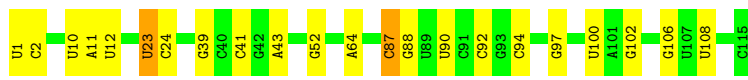
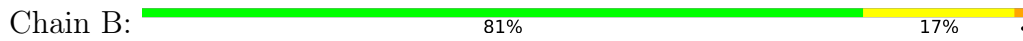


- Molecule 22: 23S rRNA





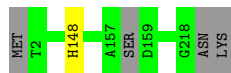
• Molecule 23: 5S rRNA



• Molecule 24: 50S ribosomal protein L2



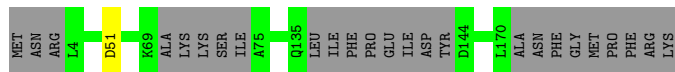
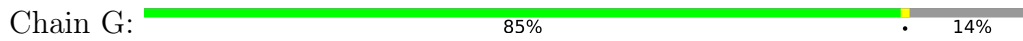
• Molecule 25: 50S ribosomal protein L3



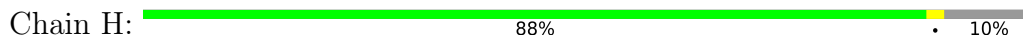
• Molecule 26: 50S ribosomal protein L4



• Molecule 27: 50S ribosomal protein L5



• Molecule 28: 50S ribosomal protein L6





- Molecule 29: 50S ribosomal protein L13

Chain M: 100%

There are no outlier residues recorded for this chain.

- Molecule 30: 50S ribosomal protein L14

Chain N: 99%



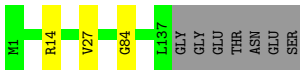
- Molecule 31: 50S ribosomal protein L15

Chain O: 96%



- Molecule 32: 50S ribosomal protein L16

Chain P: 93% 5%



- Molecule 33: 50S ribosomal protein L17

Chain Q: 97%



- Molecule 34: 50S ribosomal protein L18

Chain R: 99%



- Molecule 35: 50S ribosomal protein L19

Chain S: 94% 6%





- Molecule 50: 50S ribosomal protein L35

Chain 7: 94%



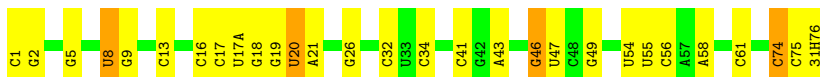
- Molecule 51: 50S ribosomal protein L36

Chain 8: 100%

There are no outlier residues recorded for this chain.

- Molecule 52: P-site tRNA

Chain x: 62% 32% 5%



4 Experimental information

Property	Value	Source
EM reconstruction method	SINGLE PARTICLE	Depositor
Imposed symmetry	POINT, C1	Depositor
Number of particles used	83000	Depositor
Resolution determination method	FSC 0.143 CUT-OFF	Depositor
CTF correction method	PHASE FLIPPING AND AMPLITUDE CORRECTION	Depositor
Microscope	FEI TITAN KRIOS	Depositor
Voltage (kV)	300	Depositor
Electron dose ($e^-/\text{\AA}^2$)	1.5	Depositor
Minimum defocus (nm)	Not provided	
Maximum defocus (nm)	Not provided	
Magnification	Not provided	
Image detector	GATAN K2 SUMMIT (4k x 4k)	Depositor

5 Model quality i

5.1 Standard geometry i

Bond lengths and bond angles in the following residue types are not validated in this section: PSU, 2MA, 4OC, MG, H2U, OMC, K, 31H, 4SU, 7MG, MA6, 2MG, OMG, 5MU

The Z score for a bond length (or angle) is the number of standard deviations the observed value is removed from the expected value. A bond length (or angle) with $|Z| > 5$ is considered an outlier worth inspection. RMSZ is the root-mean-square of all Z scores of the bond lengths (or angles).

Mol	Chain	Bond lengths		Bond angles	
		RMSZ	# Z >5	RMSZ	# Z >5
1	a	0.47	1/36920 (0.0%)	0.98	103/57570 (0.2%)
2	b	0.29	0/1788	0.53	0/2397
3	c	0.27	0/1598	0.52	0/2145
4	d	0.30	0/1629	0.54	0/2185
5	e	0.30	0/1183	0.57	1/1595 (0.1%)
6	f	0.30	0/809	0.51	0/1085
7	g	0.29	0/1192	0.50	0/1603
8	h	0.29	0/1044	0.56	0/1401
9	i	0.30	0/1023	0.58	1/1372 (0.1%)
10	j	0.28	0/795	0.55	0/1071
11	k	0.28	0/848	0.50	0/1147
12	l	0.30	0/1075	0.58	0/1439
13	m	0.28	0/934	0.56	0/1253
14	n	0.26	0/490	0.49	0/650
15	o	0.25	0/747	0.45	0/996
16	p	0.30	0/723	0.56	0/971
17	q	0.28	0/706	0.56	0/944
18	r	0.28	0/536	0.51	0/718
19	s	0.27	0/679	0.50	0/912
20	t	0.23	0/606	0.47	0/810
21	v	0.43	0/521	1.02	1/812 (0.1%)
22	A	0.78	4/69062 (0.0%)	1.06	202/107697 (0.2%)
23	B	0.49	0/2733	1.06	21/4257 (0.5%)
24	D	0.45	2/2129 (0.1%)	0.64	2/2858 (0.1%)
25	E	0.40	0/1659	0.59	1/2224 (0.0%)
26	F	0.39	0/1563	0.56	0/2113
27	G	0.29	0/1201	0.53	0/1610
28	H	0.29	0/1267	0.53	0/1710
29	M	0.35	0/1173	0.52	0/1578
30	N	0.39	0/927	0.58	0/1243
31	O	0.42	1/1112 (0.1%)	0.63	1/1482 (0.1%)
32	P	0.39	0/1121	0.58	1/1504 (0.1%)

Mol	Chain	Bond lengths		Bond angles	
		RMSZ	# Z >5	RMSZ	# Z >5
33	Q	0.34	0/943	0.57	0/1259
34	R	0.29	0/920	0.53	0/1230
35	S	0.37	0/889	0.61	0/1189
36	T	0.40	0/955	0.52	0/1265
37	U	0.37	0/791	0.55	0/1051
38	V	0.36	0/870	0.58	0/1171
39	W	0.36	0/733	0.57	0/978
40	X	0.32	0/666	0.66	1/886 (0.1%)
41	Y	0.29	0/738	0.54	0/989
42	Z	0.43	0/632	0.55	0/838
43	0	0.39	0/363	0.66	0/486
44	1	0.29	0/537	0.49	0/714
45	2	0.34	0/443	0.61	1/597 (0.2%)
46	3	0.31	0/602	0.61	1/802 (0.1%)
47	4	0.52	1/416 (0.2%)	0.63	1/550 (0.2%)
48	5	0.31	0/373	0.69	1/495 (0.2%)
49	6	0.41	0/377	0.56	0/491
50	7	0.37	0/526	0.56	0/690
51	8	0.36	0/299	0.53	0/392
52	x	0.46	0/1671	1.08	10/2605 (0.4%)
All	All	0.61	9/153537 (0.0%)	0.94	349/230030 (0.2%)

Chiral center outliers are detected by calculating the chiral volume of a chiral center and verifying if the center is modelled as a planar moiety or with the opposite hand. A planarity outlier is detected by checking planarity of atoms in a peptide group, atoms in a mainchain group or atoms of a sidechain that are expected to be planar.

Mol	Chain	#Chirality outliers	#Planarity outliers
3	c	0	1
5	e	0	1
26	F	0	1
30	N	0	1
36	T	0	1
44	1	0	2
48	5	0	1
All	All	0	8

All (9) bond length outliers are listed below:

Mol	Chain	Res	Type	Atoms	Z	Observed(Å)	Ideal(Å)
22	A	774	G	N9-C4	-6.94	1.32	1.38
22	A	774	G	C2-N3	-6.62	1.27	1.32

Continued on next page...

Continued from previous page...

Mol	Chain	Res	Type	Atoms	Z	Observed(Å)	Ideal(Å)
22	A	774	G	N3-C4	-5.88	1.31	1.35
1	a	204	A	N9-C4	5.49	1.41	1.37
31	O	8	PRO	N-CD	5.43	1.55	1.47
24	D	35	PRO	N-CD	5.29	1.55	1.47
24	D	37	PRO	N-CD	5.23	1.55	1.47
22	A	2457	A	N9-C4	-5.18	1.34	1.37
47	4	31	PRO	N-CD	5.08	1.54	1.47

All (349) bond angle outliers are listed below:

Mol	Chain	Res	Type	Atoms	Z	Observed(°)	Ideal(°)
22	A	774	G	N3-C4-N9	-13.61	117.83	126.00
22	A	12	U	N1-C2-O2	12.05	131.24	122.80
22	A	12	U	N3-C2-O2	-11.78	113.95	122.20
22	A	12	U	C2-N1-C1'	11.58	131.59	117.70
23	B	87	C	N1-C2-O2	10.47	125.19	118.90
1	a	1441	C	N1-C2-O2	9.87	124.82	118.90
22	A	774	G	N3-C4-C5	9.75	133.48	128.60
22	A	1802	U	N3-C2-O2	-9.59	115.49	122.20
23	B	87	C	C2-N1-C1'	9.51	129.26	118.80
22	A	774	G	N3-C2-N2	-9.38	113.33	119.90
1	a	1441	C	C2-N1-C1'	9.28	129.00	118.80
23	B	87	C	N3-C2-O2	-9.13	115.51	121.90
22	A	774	G	C8-N9-C1'	9.03	138.73	127.00
1	a	1441	C	N3-C2-O2	-8.90	115.67	121.90
1	a	376	U	C2-N1-C1'	8.87	128.35	117.70
1	a	762	C	C2-N1-C1'	8.80	128.48	118.80
22	A	272	C	N1-C2-O2	8.68	124.11	118.90
22	A	1350	U	C2-N1-C1'	8.61	128.03	117.70
22	A	1802	U	N1-C2-O2	8.53	128.77	122.80
1	a	572	U	N3-C2-O2	-8.39	116.33	122.20
22	A	1802	U	C2-N1-C1'	8.31	127.67	117.70
22	A	1351	C	N1-C2-O2	8.30	123.88	118.90
22	A	1435	C	N1-C2-O2	8.22	123.83	118.90
22	A	774	G	N9-C4-C5	8.21	108.69	105.40
1	a	851	U	N1-C2-O2	8.20	128.54	122.80
1	a	762	C	N1-C2-O2	8.20	123.82	118.90
22	A	1602	U	N3-C2-O2	-8.18	116.47	122.20
22	A	1719	C	C6-N1-C2	-8.18	117.03	120.30
1	a	315	U	C2-N1-C1'	8.14	127.47	117.70
1	a	376	U	N1-C2-O2	8.14	128.50	122.80
22	A	1350	U	N1-C2-O2	8.11	128.48	122.80

Continued on next page...

Continued from previous page...

Mol	Chain	Res	Type	Atoms	Z	Observed(°)	Ideal(°)
1	a	572	U	C2-N1-C1'	8.08	127.40	117.70
1	a	641	U	C2-N1-C1'	7.90	127.18	117.70
1	a	572	U	N1-C2-O2	7.84	128.29	122.80
22	A	1602	U	N1-C2-O2	7.84	128.29	122.80
1	a	1391	U	N3-C2-O2	-7.76	116.77	122.20
22	A	557	G	O4'-C1'-N9	7.74	114.39	108.20
1	a	1391	U	N1-C2-O2	7.67	128.17	122.80
1	a	195	C	N1-C2-O2	7.66	123.49	118.90
22	A	1602	U	C2-N1-C1'	7.64	126.86	117.70
1	a	945	C	N1-C2-O2	7.61	123.46	118.90
1	a	851	U	C2-N1-C1'	7.60	126.82	117.70
1	a	1458	C	N1-C2-O2	7.60	123.46	118.90
22	A	1350	U	N3-C2-O2	-7.58	116.90	122.20
22	A	1801	C	C6-N1-C2	-7.55	117.28	120.30
22	A	774	G	C2-N3-C4	-7.50	108.15	111.90
22	A	12	U	C6-N1-C1'	-7.45	110.77	121.20
22	A	835	U	N1-C2-O2	7.42	128.00	122.80
22	A	2467	C	O4'-C1'-N1	7.42	114.14	108.20
23	B	100	U	C2-N1-C1'	7.41	126.59	117.70
1	a	315	U	N1-C2-O2	7.41	127.99	122.80
1	a	315	U	N3-C2-O2	-7.39	117.03	122.20
22	A	2807	G	C4-N9-C1'	7.35	136.06	126.50
22	A	1704	C	C6-N1-C2	-7.32	117.37	120.30
22	A	587	C	N1-C2-O2	7.30	123.28	118.90
1	a	851	U	N3-C2-O2	-7.30	117.09	122.20
1	a	641	U	N3-C2-O2	-7.26	117.12	122.20
22	A	272	C	C2-N1-C1'	7.20	126.72	118.80
22	A	1351	C	C6-N1-C2	-7.14	117.44	120.30
22	A	2332	U	C2-N1-C1'	7.09	126.21	117.70
1	a	641	U	N1-C2-O2	7.08	127.75	122.80
22	A	2492	C	N1-C2-O2	7.00	123.10	118.90
1	a	195	C	N3-C2-O2	-6.98	117.01	121.90
1	a	376	U	N3-C2-O2	-6.98	117.31	122.20
22	A	972	A	O5'-P-OP2	-6.97	99.43	105.70
22	A	1435	C	N3-C2-O2	-6.95	117.03	121.90
5	e	80	THR	C-N-CA	6.93	139.02	121.70
22	A	272	C	N3-C2-O2	-6.90	117.07	121.90
22	A	835	U	C2-N1-C1'	6.90	125.98	117.70
22	A	774	G	C8-N9-C4	-6.89	103.64	106.40
1	a	1168	C	C2-N1-C1'	6.88	126.36	118.80
22	A	774	G	C4-N9-C1'	-6.83	117.62	126.50
22	A	835	U	N3-C2-O2	-6.72	117.49	122.20

Continued on next page...

Continued from previous page...

Mol	Chain	Res	Type	Atoms	Z	Observed(°)	Ideal(°)
1	a	759	U	C2-N1-C1'	6.69	125.73	117.70
1	a	992	A	C2-N3-C4	6.64	113.92	110.60
22	A	1661	C	C6-N1-C2	-6.64	117.64	120.30
23	B	87	C	C6-N1-C1'	-6.64	112.83	120.80
22	A	2468	C	N1-C2-O2	6.63	122.88	118.90
1	a	762	C	N3-C2-O2	-6.62	117.27	121.90
22	A	2072	C	C6-N1-C2	-6.62	117.65	120.30
1	a	1171	C	N1-C2-O2	6.62	122.87	118.90
1	a	55	C	N1-C2-O2	6.60	122.86	118.90
22	A	1351	C	C5-C6-N1	6.58	124.29	121.00
22	A	587	C	N3-C2-O2	-6.57	117.30	121.90
22	A	1768	C	C6-N1-C2	-6.57	117.67	120.30
22	A	1351	C	C2-N1-C1'	6.55	126.01	118.80
1	a	463	U	C2-N1-C1'	6.54	125.54	117.70
1	a	1168	C	N1-C2-O2	6.53	122.82	118.90
1	a	1441	C	C6-N1-C1'	-6.53	112.97	120.80
22	A	2468	C	C6-N1-C2	-6.52	117.69	120.30
22	A	935	C	C2-N1-C1'	6.50	125.94	118.80
22	A	272	C	C6-N1-C2	-6.49	117.70	120.30
22	A	2468	C	N3-C2-O2	-6.46	117.38	121.90
1	a	195	C	C2-N1-C1'	6.46	125.91	118.80
22	A	1351	C	N3-C2-O2	-6.45	117.38	121.90
22	A	793	G	O4'-C1'-N9	6.43	113.35	108.20
1	a	1458	C	C2-N1-C1'	6.38	125.82	118.80
1	a	762	C	C6-N1-C2	-6.37	117.75	120.30
22	A	2457	A	C2-N3-C4	-6.36	107.42	110.60
1	a	491	C	C2-N1-C1'	6.35	125.79	118.80
22	A	883	C	N1-C2-O2	6.34	122.70	118.90
22	A	2807	G	C8-N9-C1'	-6.33	118.77	127.00
22	A	935	C	N1-C2-O2	6.30	122.68	118.90
1	a	1391	U	C2-N1-C1'	6.30	125.26	117.70
1	a	1458	C	N3-C2-O2	-6.28	117.50	121.90
22	A	666	A	O4'-C1'-N9	6.28	113.22	108.20
22	A	1696	C	N1-C2-O2	6.27	122.66	118.90
22	A	328	G	P-O3'-C3'	6.23	127.18	119.70
22	A	714	G	N3-C4-C5	-6.23	125.48	128.60
22	A	1683	U	N1-C2-O2	6.21	127.15	122.80
48	5	8	LEU	CA-CB-CG	6.21	129.59	115.30
22	A	2429	U	C2-N1-C1'	6.20	125.14	117.70
32	P	84	GLY	N-CA-C	6.19	128.58	113.10
1	a	888	C	C6-N1-C2	-6.19	117.82	120.30
22	A	1049	C	N1-C2-O2	6.17	122.60	118.90

Continued on next page...

Continued from previous page...

Mol	Chain	Res	Type	Atoms	Z	Observed(°)	Ideal(°)
22	A	862	C	C6-N1-C2	-6.17	117.83	120.30
1	a	1178	C	N1-C2-O2	6.16	122.60	118.90
22	A	714	G	N3-C4-N9	6.13	129.68	126.00
22	A	1683	U	N3-C2-O2	-6.11	117.93	122.20
22	A	828	A	C2-N3-C4	6.09	113.64	110.60
1	a	818	C	N1-C2-O2	6.08	122.55	118.90
1	a	1171	C	C2-N1-C1'	6.08	125.48	118.80
22	A	2492	C	N3-C2-O2	-6.07	117.65	121.90
1	a	204	A	C2-N3-C4	6.06	113.63	110.60
1	a	376	U	C6-N1-C1'	-6.03	112.76	121.20
22	A	2583	C	N1-C2-O2	6.01	122.50	118.90
1	a	621	C	N1-C2-O2	6.00	122.50	118.90
22	A	644	C	C6-N1-C2	-5.99	117.90	120.30
22	A	2095	U	C2-N3-C4	5.97	130.58	127.00
23	B	87	C	C6-N1-C2	-5.97	117.91	120.30
22	A	1179	C	C5-C6-N1	5.96	123.98	121.00
22	A	1696	C	N3-C2-O2	-5.94	117.74	121.90
22	A	714	G	C2-N3-C4	5.93	114.86	111.90
1	a	1441	C	C6-N1-C2	-5.93	117.93	120.30
22	A	2900	C	N1-C2-O2	5.91	122.45	118.90
22	A	1043	U	N3-C2-O2	-5.91	118.06	122.20
22	A	1714	C	C6-N1-C2	-5.90	117.94	120.30
22	A	2492	C	C6-N1-C2	-5.88	117.95	120.30
1	a	762	C	C6-N1-C1'	-5.88	113.75	120.80
22	A	2332	U	N1-C2-O2	5.88	126.91	122.80
1	a	132	C	C6-N1-C2	-5.85	117.96	120.30
22	A	1921	C	N1-C2-O2	5.85	122.41	118.90
52	x	74	C	N1-C2-O2	5.85	122.41	118.90
22	A	2071	C	C6-N1-C2	-5.84	117.97	120.30
1	a	477	U	C2-N1-C1'	5.84	124.70	117.70
22	A	2501	U	N1-C2-O2	5.83	126.88	122.80
22	A	2793	G	C4-N9-C1'	5.83	134.08	126.50
52	x	34	C	C6-N1-C2	-5.83	117.97	120.30
21	v	12	A	C2-N3-C4	5.82	113.51	110.60
22	A	2539	C	C6-N1-C2	-5.82	117.97	120.30
22	A	2742	C	C6-N1-C2	-5.82	117.97	120.30
1	a	463	U	N3-C2-O2	-5.82	118.13	122.20
22	A	1704	C	N1-C2-O2	5.80	122.38	118.90
1	a	491	C	N3-C2-O2	-5.79	117.85	121.90
22	A	12	U	C6-N1-C2	-5.78	117.53	121.00
22	A	1043	U	N1-C2-O2	5.78	126.84	122.80
22	A	568	C	C6-N1-C2	-5.77	117.99	120.30

Continued on next page...

Continued from previous page...

Mol	Chain	Res	Type	Atoms	Z	Observed(°)	Ideal(°)
22	A	2819	C	N1-C2-O2	5.77	122.36	118.90
22	A	828	A	C8-N9-C4	-5.77	103.49	105.80
22	A	2492	C	C2-N1-C1'	5.75	125.12	118.80
22	A	861	C	C6-N1-C2	-5.75	118.00	120.30
23	B	94	C	N1-C2-O2	5.74	122.35	118.90
22	A	1065	A	C2-N3-C4	5.72	113.46	110.60
1	a	491	C	N1-C2-O2	5.71	122.33	118.90
1	a	945	C	N3-C2-O2	-5.70	117.91	121.90
1	a	992	A	N3-C4-N9	5.70	131.96	127.40
52	x	1	C	N1-C2-O2	5.69	122.31	118.90
1	a	1458	C	C6-N1-C2	-5.69	118.03	120.30
22	A	1196	C	C6-N1-C2	-5.69	118.03	120.30
22	A	1382	C	N1-C2-O2	5.69	122.31	118.90
47	4	30	CYS	C-N-CD	5.68	140.33	128.40
22	A	1009	C	N1-C2-O2	5.68	122.31	118.90
22	A	1843	U	N1-C2-O2	5.67	126.77	122.80
22	A	2900	C	C6-N1-C2	-5.67	118.03	120.30
23	B	23	U	C5-C6-N1	5.67	125.53	122.70
1	a	1171	C	C6-N1-C2	-5.67	118.03	120.30
1	a	463	U	N1-C2-O2	5.66	126.76	122.80
1	a	886	C	C6-N1-C2	-5.65	118.04	120.30
22	A	2673	C	C6-N1-C2	-5.65	118.04	120.30
52	x	1	C	P-O3'-C3'	5.64	126.47	119.70
22	A	2070	C	C6-N1-C2	-5.63	118.05	120.30
22	A	2719	C	C6-N1-C2	-5.63	118.05	120.30
22	A	1171	A	C4-N9-C1'	5.63	136.44	126.30
22	A	1661	C	C2-N1-C1'	5.63	124.99	118.80
22	A	957	C	N1-C2-O2	5.63	122.28	118.90
1	a	1289	A	C4-N9-C1'	5.62	136.41	126.30
22	A	463	C	C6-N1-C2	-5.61	118.06	120.30
1	a	627	U	C2-N1-C1'	5.61	124.43	117.70
22	A	12	U	C5-C6-N1	5.60	125.50	122.70
1	a	759	U	N1-C2-O2	5.60	126.72	122.80
22	A	2766	U	N3-C2-O2	-5.60	118.28	122.20
22	A	1179	C	C6-N1-C2	-5.59	118.06	120.30
1	a	1459	C	N1-C2-O2	5.58	122.25	118.90
52	x	34	C	C5-C6-N1	5.58	123.79	121.00
22	A	1961	C	N1-C2-O2	5.57	122.24	118.90
22	A	1160	C	N1-C2-O2	5.57	122.24	118.90
24	D	34	LYS	C-N-CD	5.56	140.07	128.40
22	A	2020	U	N3-C2-O2	-5.56	118.31	122.20
1	a	320	C	C6-N1-C2	-5.53	118.09	120.30

Continued on next page...

Continued from previous page...

Mol	Chain	Res	Type	Atoms	Z	Observed(°)	Ideal(°)
24	D	36	LEU	C-N-CD	5.53	140.02	128.40
22	A	883	C	N3-C2-O2	-5.53	118.03	121.90
22	A	627	C	N3-C2-O2	-5.52	118.03	121.90
1	a	20	C	N1-C2-O2	5.52	122.21	118.90
23	B	23	U	N3-C2-O2	-5.51	118.34	122.20
1	a	759	U	N3-C2-O2	-5.51	118.34	122.20
52	x	74	C	N3-C2-O2	-5.51	118.05	121.90
22	A	2430	C	N1-C2-O2	5.50	122.20	118.90
23	B	92	C	C6-N1-C2	-5.50	118.10	120.30
23	B	1	U	C2-N1-C1'	5.50	124.30	117.70
22	A	1171	A	N7-C8-N9	5.48	116.54	113.80
22	A	666	A	N7-C8-N9	5.48	116.54	113.80
22	A	2457	A	N1-C2-N3	5.47	132.04	129.30
1	a	1289	A	C2-N3-C4	5.47	113.34	110.60
31	O	7	LYS	C-N-CD	5.47	139.89	128.40
23	B	94	C	N3-C2-O2	-5.46	118.08	121.90
1	a	945	C	C2-N1-C1'	5.45	124.80	118.80
22	A	1704	C	N3-C2-O2	-5.45	118.08	121.90
1	a	20	C	C6-N1-C2	-5.45	118.12	120.30
22	A	1350	U	C6-N1-C1'	-5.45	113.58	121.20
22	A	1806	U	C5-C6-N1	-5.45	119.98	122.70
1	a	546	U	C5-C6-N1	5.44	125.42	122.70
22	A	1655	C	C6-N1-C2	-5.43	118.13	120.30
1	a	20	C	N3-C2-O2	-5.43	118.10	121.90
22	A	2333	U	C2-N1-C1'	5.42	124.20	117.70
22	A	1704	C	C5-C6-N1	5.42	123.71	121.00
22	A	1768	C	C5-C6-N1	5.42	123.71	121.00
22	A	2653	C	C6-N1-C2	-5.42	118.13	120.30
22	A	627	C	N1-C2-O2	5.40	122.14	118.90
22	A	587	C	C2-N1-C1'	5.39	124.73	118.80
22	A	2265	G	N3-C4-C5	-5.39	125.91	128.60
1	a	220	U	OP1-P-O3'	5.38	117.04	105.20
22	A	1661	C	N3-C2-O2	-5.38	118.13	121.90
1	a	55	C	N3-C2-O2	-5.38	118.14	121.90
1	a	821	U	N1-C2-O2	5.38	126.56	122.80
22	A	1370	C	N1-C2-O2	5.38	122.13	118.90
1	a	1407	C	N1-C2-O2	5.37	122.12	118.90
22	A	2020	U	N1-C2-O2	5.37	126.56	122.80
22	A	2386	C	N1-C2-O2	5.37	122.12	118.90
1	a	621	C	C6-N1-C2	-5.36	118.16	120.30
22	A	2606	C	N1-C2-O2	5.36	122.12	118.90
22	A	1179	C	C2-N1-C1'	5.36	124.69	118.80

Continued on next page...

Continued from previous page...

Mol	Chain	Res	Type	Atoms	Z	Observed(°)	Ideal(°)
22	A	2429	U	N1-C2-O2	5.36	126.55	122.80
22	A	2890	C	C6-N1-C2	-5.36	118.16	120.30
22	A	2644	C	C6-N1-C2	-5.35	118.16	120.30
22	A	1050	C	C6-N1-C2	-5.35	118.16	120.30
1	a	461	C	C6-N1-C2	-5.34	118.16	120.30
22	A	2295	A	O4'-C1'-N9	5.33	112.47	108.20
1	a	227	C	C6-N1-C2	-5.33	118.17	120.30
22	A	935	C	N3-C2-O2	-5.33	118.17	121.90
1	a	137	U	N1-C2-O2	5.33	126.53	122.80
22	A	2070	C	C5-C6-N1	5.32	123.66	121.00
22	A	1802	U	C6-N1-C1'	-5.32	113.75	121.20
1	a	762	C	C5-C6-N1	5.32	123.66	121.00
23	B	23	U	N1-C2-O2	5.31	126.52	122.80
22	A	2090	C	C6-N1-C2	-5.30	118.18	120.30
23	B	100	U	N3-C2-O2	-5.30	118.49	122.20
23	B	1	U	N1-C2-O2	5.30	126.51	122.80
22	A	2464	C	C6-N1-C2	-5.29	118.18	120.30
45	2	53	LEU	CA-CB-CG	5.29	127.47	115.30
1	a	204	A	C4-N9-C1'	5.28	135.81	126.30
1	a	992	A	N3-C4-C5	-5.28	123.10	126.80
1	a	59	C	C6-N1-C2	-5.27	118.19	120.30
22	A	1171	A	N3-C4-N9	5.27	131.62	127.40
1	a	1168	C	N3-C2-O2	-5.26	118.22	121.90
22	A	1631	G	C4-N9-C1'	5.25	133.33	126.50
1	a	478	G	C8-N9-C4	-5.25	104.30	106.40
22	A	2469	C	N1-C2-O2	5.22	122.03	118.90
22	A	2834	C	C6-N1-C2	-5.22	118.21	120.30
9	i	23	LEU	CA-CB-CG	5.22	127.31	115.30
1	a	572	U	C6-N1-C1'	-5.22	113.89	121.20
22	A	37	C	N3-C2-O2	-5.22	118.25	121.90
1	a	1171	C	N3-C2-O2	-5.22	118.25	121.90
1	a	1033	U	C2-N1-C1'	5.21	123.96	117.70
22	A	777	C	C6-N1-C2	-5.21	118.21	120.30
22	A	608	C	C6-N1-C2	-5.20	118.22	120.30
22	A	666	A	C5-N7-C8	-5.19	101.31	103.90
22	A	1028	G	O4'-C1'-N9	5.19	112.35	108.20
1	a	1032	C	C2-N1-C1'	5.19	124.50	118.80
23	B	12	U	C2-N1-C1'	5.19	123.92	117.70
22	A	1214	C	N1-C2-O2	5.18	122.01	118.90
52	x	13	C	C6-N1-C2	-5.18	118.23	120.30
1	a	945	C	C6-N1-C2	-5.18	118.23	120.30
22	A	212	C	C6-N1-C2	-5.18	118.23	120.30

Continued on next page...

Continued from previous page...

Mol	Chain	Res	Type	Atoms	Z	Observed(°)	Ideal(°)
22	A	201	C	C6-N1-C2	-5.18	118.23	120.30
22	A	960	C	N1-C2-O2	5.18	122.01	118.90
22	A	2051	C	C6-N1-C2	-5.18	118.23	120.30
23	B	23	U	C6-N1-C2	-5.18	117.89	121.00
22	A	724	C	C6-N1-C2	-5.17	118.23	120.30
23	B	94	C	C6-N1-C2	-5.17	118.23	120.30
23	B	100	U	N1-C2-O2	5.17	126.42	122.80
22	A	1030	C	N1-C2-O2	5.17	122.00	118.90
22	A	1719	C	N3-C2-O2	-5.17	118.28	121.90
40	X	70	LEU	CA-CB-CG	5.17	127.19	115.30
22	A	1382	C	C6-N1-C2	-5.17	118.23	120.30
22	A	2253	C	N1-C2-O2	5.17	122.00	118.90
23	B	100	U	C6-N1-C1'	-5.16	113.98	121.20
1	a	1178	C	C2-N1-C1'	5.16	124.47	118.80
1	a	315	U	C6-N1-C1'	-5.15	113.98	121.20
22	A	644	C	N1-C2-O2	5.15	121.99	118.90
22	A	710	C	C6-N1-C2	-5.15	118.24	120.30
22	A	2796	C	N1-C2-O2	5.15	121.99	118.90
22	A	2483	C	C6-N1-C2	-5.15	118.24	120.30
22	A	1305	U	N3-C2-O2	-5.15	118.60	122.20
46	3	49	ASP	CB-CG-OD2	5.15	122.93	118.30
22	A	2070	C	N1-C2-O2	5.14	121.98	118.90
52	x	34	C	N1-C2-O2	5.13	121.98	118.90
1	a	1504	A	C2-N3-C4	5.13	113.17	110.60
22	A	272	C	C5-C6-N1	5.13	123.56	121.00
22	A	490	C	C6-N1-C2	-5.13	118.25	120.30
22	A	2451	C	N1-C2-O2	5.13	121.98	118.90
22	A	2750	C	C6-N1-C2	-5.13	118.25	120.30
22	A	419	U	N1-C2-O2	5.13	126.39	122.80
1	a	860	U	N3-C2-O2	-5.12	118.61	122.20
22	A	2347	A	C2-N3-C4	5.12	113.16	110.60
22	A	937	G	OP1-P-O3'	5.12	116.46	105.20
22	A	2612	U	C2-N1-C1'	5.11	123.84	117.70
22	A	2429	U	N3-C2-O2	-5.11	118.62	122.20
22	A	2583	C	C2-N1-C1'	5.11	124.42	118.80
1	a	10	G	O4'-C1'-N9	5.11	112.28	108.20
22	A	1801	C	C5-C6-N1	5.10	123.55	121.00
1	a	1289	A	N7-C8-N9	5.10	116.35	113.80
1	a	621	C	C5-C6-N1	5.10	123.55	121.00
22	A	555	C	N1-C2-O2	5.09	121.95	118.90
22	A	241	C	N1-C2-O2	5.09	121.95	118.90
52	x	34	C	C2-N1-C1'	5.09	124.40	118.80

Continued on next page...

Continued from previous page...

Mol	Chain	Res	Type	Atoms	Z	Observed(°)	Ideal(°)
22	A	1461	C	C6-N1-C2	-5.08	118.27	120.30
22	A	2493	C	N1-C2-O2	5.08	121.94	118.90
22	A	2583	C	C6-N1-C2	-5.08	118.27	120.30
22	A	2807	G	N3-C4-N9	5.07	129.04	126.00
22	A	2900	C	N3-C2-O2	-5.07	118.35	121.90
1	a	137	U	N3-C2-O2	-5.07	118.65	122.20
22	A	2383	C	C6-N1-C2	-5.06	118.28	120.30
22	A	213	C	N1-C2-O2	5.05	121.93	118.90
23	B	100	U	O4'-C1'-N1	5.05	112.24	108.20
1	a	631	C	C6-N1-C2	-5.05	118.28	120.30
22	A	957	C	C6-N1-C2	-5.05	118.28	120.30
22	A	256	C	C6-N1-C2	-5.04	118.28	120.30
22	A	113	U	N1-C2-O2	5.04	126.33	122.80
1	a	377	C	C6-N1-C2	-5.04	118.28	120.30
22	A	717	C	C6-N1-C2	-5.04	118.29	120.30
22	A	883	C	C6-N1-C2	-5.04	118.28	120.30
1	a	1171	C	C5-C6-N1	5.03	123.51	121.00
22	A	1435	C	C6-N1-C2	-5.03	118.29	120.30
22	A	1382	C	N3-C2-O2	-5.02	118.38	121.90
22	A	1794	C	C6-N1-C2	-5.02	118.29	120.30
22	A	607	C	C6-N1-C2	-5.01	118.29	120.30
22	A	1030	C	C5-C6-N1	5.01	123.50	121.00
52	x	41	C	N1-C2-O2	5.01	121.91	118.90
25	E	148	HIS	C-N-CA	5.00	134.21	121.70

There are no chirality outliers.

All (8) planarity outliers are listed below:

Mol	Chain	Res	Type	Group
44	1	58	ARG	Sidechain
44	1	7	ARG	Sidechain
48	5	26	ASN	Peptide
26	F	188	ASN	Peptide
30	N	17	ARG	Sidechain
36	T	25	PHE	Peptide
3	c	155	ARG	Sidechain
5	e	32	ARG	Sidechain

5.2 Too-close contacts

Due to software issues we are unable to calculate clashes - this section is therefore empty.

5.3 Torsion angles [i](#)

5.3.1 Protein backbone [i](#)

In the following table, the Percentiles column shows the percent Ramachandran outliers of the chain as a percentile score with respect to all PDB entries followed by that with respect to all EM entries.

The Analysed column shows the number of residues for which the backbone conformation was analysed, and the total number of residues.

Mol	Chain	Analysed	Favoured	Allowed	Outliers	Percentiles	
2	b	215/255 (84%)	202 (94%)	13 (6%)	0	100	100
3	c	194/217 (89%)	186 (96%)	8 (4%)	0	100	100
4	d	193/200 (96%)	187 (97%)	6 (3%)	0	100	100
5	e	155/166 (93%)	151 (97%)	4 (3%)	0	100	100
6	f	94/98 (96%)	92 (98%)	2 (2%)	0	100	100
7	g	142/156 (91%)	137 (96%)	5 (4%)	0	100	100
8	h	129/132 (98%)	125 (97%)	4 (3%)	0	100	100
9	i	123/132 (93%)	117 (95%)	6 (5%)	0	100	100
10	j	96/102 (94%)	90 (94%)	6 (6%)	0	100	100
11	k	111/129 (86%)	105 (95%)	6 (5%)	0	100	100
12	l	133/137 (97%)	126 (95%)	7 (5%)	0	100	100
13	m	115/121 (95%)	113 (98%)	2 (2%)	0	100	100
14	n	58/89 (65%)	58 (100%)	0	0	100	100
15	o	86/89 (97%)	84 (98%)	2 (2%)	0	100	100
16	p	88/91 (97%)	83 (94%)	5 (6%)	0	100	100
17	q	83/87 (95%)	75 (90%)	8 (10%)	0	100	100
18	r	62/80 (78%)	60 (97%)	2 (3%)	0	100	100
19	s	80/92 (87%)	78 (98%)	2 (2%)	0	100	100
20	t	78/83 (94%)	77 (99%)	1 (1%)	0	100	100
24	D	272/277 (98%)	265 (97%)	7 (3%)	0	100	100
25	E	214/220 (97%)	205 (96%)	9 (4%)	0	100	100
26	F	201/207 (97%)	192 (96%)	9 (4%)	0	100	100
27	G	148/179 (83%)	139 (94%)	9 (6%)	0	100	100
28	H	156/178 (88%)	145 (93%)	11 (7%)	0	100	100
29	M	143/145 (99%)	138 (96%)	5 (4%)	0	100	100

Continued on next page...

Continued from previous page...

Mol	Chain	Analysed	Favoured	Allowed	Outliers	Percentiles	
30	N	120/122 (98%)	115 (96%)	5 (4%)	0	100	100
31	O	144/146 (99%)	139 (96%)	5 (4%)	0	100	100
32	P	135/144 (94%)	134 (99%)	1 (1%)	0	100	100
33	Q	117/122 (96%)	114 (97%)	3 (3%)	0	100	100
34	R	116/119 (98%)	114 (98%)	2 (2%)	0	100	100
35	S	107/116 (92%)	101 (94%)	6 (6%)	0	100	100
36	T	114/118 (97%)	110 (96%)	4 (4%)	0	100	100
37	U	94/102 (92%)	90 (96%)	4 (4%)	0	100	100
38	V	110/117 (94%)	106 (96%)	4 (4%)	0	100	100
39	W	87/91 (96%)	84 (97%)	3 (3%)	0	100	100
40	X	81/105 (77%)	75 (93%)	6 (7%)	0	100	100
41	Y	92/217 (42%)	90 (98%)	2 (2%)	0	100	100
42	Z	80/94 (85%)	76 (95%)	4 (5%)	0	100	100
43	0	43/62 (69%)	38 (88%)	5 (12%)	0	100	100
44	1	63/69 (91%)	62 (98%)	1 (2%)	0	100	100
45	2	55/59 (93%)	51 (93%)	4 (7%)	0	100	100
46	3	67/84 (80%)	62 (92%)	5 (8%)	0	100	100
47	4	47/58 (81%)	45 (96%)	2 (4%)	0	100	100
48	5	40/49 (82%)	36 (90%)	4 (10%)	0	100	100
49	6	42/45 (93%)	40 (95%)	2 (5%)	0	100	100
50	7	62/66 (94%)	56 (90%)	6 (10%)	0	100	100
51	8	35/37 (95%)	35 (100%)	0	0	100	100
All	All	5220/5804 (90%)	5003 (96%)	217 (4%)	0	100	100

There are no Ramachandran outliers to report.

5.3.2 Protein sidechains [i](#)

In the following table, the Percentiles column shows the percent sidechain outliers of the chain as a percentile score with respect to all PDB entries followed by that with respect to all EM entries.

The Analysed column shows the number of residues for which the sidechain conformation was analysed, and the total number of residues.

Mol	Chain	Analysed	Rotameric	Outliers	Percentiles	
2	b	189/221 (86%)	187 (99%)	2 (1%)	73	88
3	c	162/175 (93%)	162 (100%)	0	100	100
4	d	172/175 (98%)	172 (100%)	0	100	100
5	e	123/131 (94%)	122 (99%)	1 (1%)	81	93
6	f	84/86 (98%)	82 (98%)	2 (2%)	49	77
7	g	125/132 (95%)	125 (100%)	0	100	100
8	h	112/113 (99%)	112 (100%)	0	100	100
9	i	105/109 (96%)	105 (100%)	0	100	100
10	j	88/91 (97%)	88 (100%)	0	100	100
11	k	89/104 (86%)	88 (99%)	1 (1%)	73	88
12	l	117/119 (98%)	116 (99%)	1 (1%)	78	91
13	m	100/104 (96%)	99 (99%)	1 (1%)	76	90
14	n	50/78 (64%)	50 (100%)	0	100	100
15	o	80/81 (99%)	80 (100%)	0	100	100
16	p	76/77 (99%)	76 (100%)	0	100	100
17	q	80/82 (98%)	79 (99%)	1 (1%)	69	87
18	r	57/68 (84%)	57 (100%)	0	100	100
19	s	71/80 (89%)	67 (94%)	4 (6%)	21	57
20	t	67/69 (97%)	67 (100%)	0	100	100
24	D	221/224 (99%)	218 (99%)	3 (1%)	67	86
25	E	173/177 (98%)	173 (100%)	0	100	100
26	F	163/169 (96%)	158 (97%)	5 (3%)	40	72
27	G	131/158 (83%)	130 (99%)	1 (1%)	81	93
28	H	141/155 (91%)	137 (97%)	4 (3%)	43	74
29	M	123/123 (100%)	123 (100%)	0	100	100
30	N	100/100 (100%)	100 (100%)	0	100	100
31	O	112/112 (100%)	107 (96%)	5 (4%)	27	63
32	P	114/119 (96%)	112 (98%)	2 (2%)	59	82
33	Q	100/102 (98%)	99 (99%)	1 (1%)	76	90
34	R	93/95 (98%)	93 (100%)	0	100	100
35	S	95/102 (93%)	95 (100%)	0	100	100
36	T	96/98 (98%)	95 (99%)	1 (1%)	76	90

Continued on next page...

Continued from previous page...

Mol	Chain	Analysed	Rotameric	Outliers	Percentiles	
37	U	84/86 (98%)	84 (100%)	0	100	100
38	V	91/94 (97%)	91 (100%)	0	100	100
39	W	80/82 (98%)	80 (100%)	0	100	100
40	X	72/90 (80%)	71 (99%)	1 (1%)	67	86
41	Y	82/190 (43%)	81 (99%)	1 (1%)	71	88
42	Z	64/75 (85%)	64 (100%)	0	100	100
43	0	37/52 (71%)	37 (100%)	0	100	100
44	1	59/62 (95%)	59 (100%)	0	100	100
45	2	51/53 (96%)	50 (98%)	1 (2%)	55	80
46	3	63/75 (84%)	61 (97%)	2 (3%)	39	71
47	4	46/51 (90%)	45 (98%)	1 (2%)	52	79
48	5	43/47 (92%)	42 (98%)	1 (2%)	50	78
49	6	39/40 (98%)	39 (100%)	0	100	100
50	7	55/57 (96%)	53 (96%)	2 (4%)	35	69
51	8	34/35 (97%)	34 (100%)	0	100	100
All	All	4509/4918 (92%)	4465 (99%)	44 (1%)	77	90

All (44) residues with a non-rotameric sidechain are listed below:

Mol	Chain	Res	Type
2	b	138	LYS
2	b	167	ARG
5	e	88	ARG
6	f	52	ILE
6	f	56	LYS
11	k	113	VAL
12	l	99	ARG
13	m	102	THR
17	q	50	ASP
19	s	6	LYS
19	s	7	LYS
19	s	51	VAL
19	s	55	ARG
24	D	26	THR
24	D	218	THR
24	D	274	LYS
26	F	117	LYS

Continued on next page...

Continued from previous page...

Mol	Chain	Res	Type
26	F	121	ASN
26	F	184	LEU
26	F	188	ASN
26	F	190	ASP
27	G	51	ASP
28	H	43	PHE
28	H	56	SER
28	H	61	ASP
28	H	69	ARG
31	O	7	LYS
31	O	19	VAL
31	O	129	SER
31	O	134	GLU
31	O	139	LYS
32	P	14	ARG
32	P	27	VAL
33	Q	11	ASP
36	T	27	SER
40	X	72	ASP
41	Y	57	ARG
45	2	54	VAL
46	3	49	ASP
46	3	70	ARG
47	4	42	ARG
48	5	38	ARG
50	7	31	HIS
50	7	32	LEU

Sometimes sidechains can be flipped to improve hydrogen bonding and reduce clashes. All (68) such sidechains are listed below:

Mol	Chain	Res	Type
2	b	15	HIS
2	b	55	ASN
2	b	159	GLN
3	c	6	ASN
3	c	64	ASN
3	c	68	HIS
3	c	91	ASN
3	c	133	GLN
4	d	8	ASN
4	d	67	GLN
4	d	137	GLN

Continued on next page...

Continued from previous page...

Mol	Chain	Res	Type
4	d	192	GLN
5	e	145	GLN
5	e	166	ASN
7	g	28	ASN
7	g	122	ASN
9	i	33	ASN
12	l	25	ASN
12	l	73	ASN
13	m	74	ASN
15	o	37	ASN
15	o	42	HIS
15	o	65	HIS
15	o	68	ASN
17	q	49	HIS
17	q	52	ASN
17	q	64	GLN
18	r	57	GLN
20	t	67	HIS
24	D	225	ASN
24	D	229	HIS
24	D	231	HIS
25	E	33	ASN
25	E	143	HIS
26	F	3	ASN
26	F	141	ASN
26	F	158	ASN
28	H	48	ASN
28	H	65	HIS
29	M	3	GLN
29	M	11	ASN
29	M	81	HIS
31	O	38	GLN
31	O	78	ASN
31	O	126	HIS
32	P	25	ASN
32	P	35	GLN
33	Q	106	GLN
34	R	8	ASN
35	S	4	HIS
35	S	79	HIS
37	U	18	GLN
39	W	37	GLN

Continued on next page...

Continued from previous page...

Mol	Chain	Res	Type
40	X	69	GLN
41	Y	20	GLN
42	Z	58	ASN
43	0	34	GLN
46	3	55	HIS
46	3	75	ASN
46	3	83	ASN
48	5	22	ASN
48	5	25	ASN
48	5	26	ASN
49	6	7	GLN
49	6	17	HIS
50	7	31	HIS
50	7	40	GLN
50	7	60	GLN

5.3.3 RNA [i](#)

Mol	Chain	Analysed	Backbone Outliers	Pucker Outliers
1	a	1541/1556 (99%)	310 (20%)	0
21	v	20/29 (68%)	8 (40%)	0
22	A	2870/2923 (98%)	584 (20%)	8 (0%)
23	B	114/115 (99%)	17 (14%)	1 (0%)
52	x	75/77 (97%)	21 (28%)	0
All	All	4620/4700 (98%)	940 (20%)	9 (0%)

All (940) RNA backbone outliers are listed below:

Mol	Chain	Res	Type
1	a	7	G
1	a	8	G
1	a	10	G
1	a	11	A
1	a	31	U
1	a	33	A
1	a	40	G
1	a	45	G
1	a	48	C
1	a	49	C
1	a	50	U
1	a	51	A

Continued on next page...

Continued from previous page...

Mol	Chain	Res	Type
1	a	52	A
1	a	55	C
1	a	64	C
1	a	65	G
1	a	78	A
1	a	80	A
1	a	83	C
1	a	84	U
1	a	85	U
1	a	86	G
1	a	88	U
1	a	89	U
1	a	91	U
1	a	93	U
1	a	94	G
1	a	108	A
1	a	115	A
1	a	120	C
1	a	126	G
1	a	128	U
1	a	129	A
1	a	130	A
1	a	132	C
1	a	138	A
1	a	152	A
1	a	156	C
1	a	159	G
1	a	162	A
1	a	173	U
1	a	177	G
1	a	182	A
1	a	183	U
1	a	184	A
1	a	185	U
1	a	192	C
1	a	195	C
1	a	201	U
1	a	203	A
1	a	204	A
1	a	207	G
1	a	211	A
1	a	212	A

Continued on next page...

Continued from previous page...

Mol	Chain	Res	Type
1	a	213	G
1	a	216	G
1	a	218	U
1	a	220	U
1	a	221	U
1	a	222	G
1	a	249	G
1	a	253	U
1	a	255	G
1	a	258	A
1	a	259	G
1	a	261	U
1	a	274	G
1	a	275	C
1	a	287	A
1	a	297	G
1	a	310	G
1	a	316	C
1	a	329	A
1	a	336	C
1	a	338	C
1	a	353	C
1	a	355	G
1	a	360	C
1	a	362	G
1	a	375	U
1	a	380	C
1	a	382	A
1	a	392	G
1	a	396	G
1	a	405	A
1	a	406	C
1	a	414	G
1	a	419	A
1	a	420	U
1	a	421	G
1	a	429	U
1	a	432	G
1	a	437	U
1	a	451	U
1	a	454	G
1	a	456	A

Continued on next page...

Continued from previous page...

Mol	Chain	Res	Type
1	a	462	A
1	a	465	U
1	a	466	G
1	a	467	U
1	a	468	G
1	a	469	U
1	a	472	G
1	a	476	C
1	a	477	U
1	a	480	G
1	a	481	C
1	a	482	A
1	a	483	C
1	a	485	U
1	a	486	C
1	a	493	G
1	a	503	A
1	a	505	A
1	a	517	A
1	a	519	C
1	a	526	C
1	a	527	C
1	a	532	G
1	a	535	7MG
1	a	536	C
1	a	539	U
1	a	540	A
1	a	546	U
1	a	555	A
1	a	557	C
1	a	567	A
1	a	572	U
1	a	580	A
1	a	581	A
1	a	584	C
1	a	585	G
1	a	595	G
1	a	604	A
1	a	609	G
1	a	626	C
1	a	635	G
1	a	641	U

Continued on next page...

Continued from previous page...

Mol	Chain	Res	Type
1	a	646	G
1	a	649	A
1	a	650	A
1	a	659	C
1	a	660	U
1	a	661	U
1	a	662	G
1	a	673	A
1	a	681	G
1	a	693	G
1	a	695	A
1	a	711	G
1	a	715	U
1	a	729	A
1	a	741	G
1	a	742	A
1	a	756	A
1	a	763	G
1	a	769	G
1	a	785	A
1	a	795	A
1	a	801	U
1	a	802	A
1	a	803	C
1	a	807	G
1	a	817	G
1	a	820	G
1	a	823	A
1	a	825	C
1	a	829	G
1	a	836	A
1	a	840	G
1	a	851	U
1	a	852	C
1	a	854	G
1	a	855	C
1	a	862	G
1	a	864	G
1	a	881	A
1	a	911	G
1	a	925	G
1	a	931	G

Continued on next page...

Continued from previous page...

Mol	Chain	Res	Type
1	a	935	G
1	a	943	C
1	a	944	A
1	a	969	U
1	a	974	A
1	a	977	A
1	a	978	A
1	a	980	G
1	a	984	A
1	a	985	G
1	a	992	A
1	a	1000	U
1	a	1001	U
1	a	1002	G
1	a	1011	U
1	a	1013	A
1	a	1015	A
1	a	1016	A
1	a	1019	C
1	a	1024	G
1	a	1027	A
1	a	1029	A
1	a	1034	U
1	a	1035	C
1	a	1036	C
1	a	1038	C
1	a	1039	U
1	a	1040	U
1	a	1042	G
1	a	1043	G
1	a	1044	G
1	a	1046	G
1	a	1047	A
1	a	1055	A
1	a	1056	C
1	a	1057	A
1	a	1064	G
1	a	1075	G
1	a	1076	U
1	a	1097	U
1	a	1105	G
1	a	1106	U

Continued on next page...

Continued from previous page...

Mol	Chain	Res	Type
1	a	1112	A
1	a	1119	G
1	a	1121	A
1	a	1135	G
1	a	1136	U
1	a	1137	U
1	a	1138	G
1	a	1141	A
1	a	1149	G
1	a	1150	U
1	a	1151	U
1	a	1152	G
1	a	1155	C
1	a	1161	A
1	a	1168	C
1	a	1169	U
1	a	1170	G
1	a	1177	A
1	a	1178	C
1	a	1181	A
1	a	1184	G
1	a	1193	U
1	a	1194	G
1	a	1206	A
1	a	1207	A
1	a	1211	A
1	a	1222	U
1	a	1224	U
1	a	1237	A
1	a	1243	G
1	a	1248	A
1	a	1266	C
1	a	1267	A
1	a	1270	G
1	a	1284	A
1	a	1290	A
1	a	1295	A
1	a	1297	A
1	a	1298	A
1	a	1300	G
1	a	1309	A
1	a	1310	G

Continued on next page...

Continued from previous page...

Mol	Chain	Res	Type
1	a	1314	G
1	a	1315	G
1	a	1330	C
1	a	1332	C
1	a	1337	A
1	a	1341	G
1	a	1346	U
1	a	1348	G
1	a	1350	A
1	a	1355	U
1	a	1356	A
1	a	1363	G
1	a	1374	U
1	a	1378	A
1	a	1380	G
1	a	1388	C
1	a	1390	U
1	a	1391	U
1	a	1392	C
1	a	1393	C
1	a	1404	A
1	a	1408	A
1	a	1435	A
1	a	1436	A
1	a	1441	C
1	a	1452	G
1	a	1456	A
1	a	1457	A
1	a	1459	C
1	a	1460	U
1	a	1461	U
1	a	1463	U
1	a	1464	A
1	a	1498	G
1	a	1504	A
1	a	1505	G
1	a	1508	G
1	a	1510	A
1	a	1513	A
1	a	1514	A
1	a	1517	U
1	a	1528	G

Continued on next page...

Continued from previous page...

Mol	Chain	Res	Type
1	a	1540	G
1	a	1541	G
1	a	1544	C
1	a	1545	A
21	v	12	A
21	v	13	A
21	v	14	A
21	v	15	A
21	v	19	G
21	v	23	A
21	v	24	A
21	v	25	A
22	A	13	A
22	A	23	G
22	A	24	G
22	A	34	U
22	A	37	C
22	A	43	A
22	A	64	A
22	A	71	A
22	A	74	U
22	A	75	G
22	A	89	U
22	A	90	A
22	A	95	A
22	A	96	G
22	A	100	U
22	A	101	G
22	A	117	A
22	A	118	A
22	A	119	U
22	A	120	G
22	A	124	A
22	A	129	C
22	A	130	A
22	A	150	A
22	A	154	A
22	A	161	A
22	A	162	A
22	A	164	A
22	A	165	C
22	A	167	U

Continued on next page...

Continued from previous page...

Mol	Chain	Res	Type
22	A	168	A
22	A	169	G
22	A	173	A
22	A	176	A
22	A	177	G
22	A	185	A
22	A	199	A
22	A	200	A
22	A	202	A
22	A	218	G
22	A	219	A
22	A	225	A
22	A	227	G
22	A	231	A
22	A	233	U
22	A	236	A
22	A	251	G
22	A	255	G
22	A	268	A
22	A	280	C
22	A	282	A
22	A	290	U
22	A	294	G
22	A	298	U
22	A	300	G
22	A	301	U
22	A	302	A
22	A	308	C
22	A	321	U
22	A	324	A
22	A	327	G
22	A	328	G
22	A	329	A
22	A	338	G
22	A	354	A
22	A	365	A
22	A	372	A
22	A	373	A
22	A	374	U
22	A	377	U
22	A	386	C
22	A	388	A

Continued on next page...

Continued from previous page...

Mol	Chain	Res	Type
22	A	398	C
22	A	401	U
22	A	404	U
22	A	432	G
22	A	435	A
22	A	451	U
22	A	457	G
22	A	458	A
22	A	466	C
22	A	471	G
22	A	481	C
22	A	482	U
22	A	502	C
22	A	510	U
22	A	513	G
22	A	523	A
22	A	527	G
22	A	539	G
22	A	550	A
22	A	553	A
22	A	554	C
22	A	567	G
22	A	572	C
22	A	575	G
22	A	576	U
22	A	577	A
22	A	578	G
22	A	583	A
22	A	592	A
22	A	593	U
22	A	594	G
22	A	606	G
22	A	611	U
22	A	616	G
22	A	618	A
22	A	630	G
22	A	646	A
22	A	659	A
22	A	661	U
22	A	662	G
22	A	666	A
22	A	667	G

Continued on next page...

Continued from previous page...

Mol	Chain	Res	Type
22	A	679	G
22	A	682	A
22	A	683	G
22	A	690	U
22	A	698	U
22	A	699	U
22	A	700	A
22	A	715	A
22	A	731	U
22	A	745	G
22	A	773	G
22	A	774	G
22	A	775	A
22	A	781	C
22	A	783	G
22	A	792	U
22	A	807	U
22	A	809	A
22	A	810	A
22	A	813	G
22	A	820	G
22	A	822	G
22	A	824	A
22	A	827	A
22	A	829	U
22	A	830	U
22	A	834	A
22	A	837	G
22	A	839	A
22	A	847	A
22	A	850	G
22	A	851	C
22	A	857	C
22	A	872	U
22	A	873	U
22	A	888	G
22	A	891	A
22	A	904	G
22	A	910	C
22	A	911	A
22	A	919	G
22	A	923	A

Continued on next page...

Continued from previous page...

Mol	Chain	Res	Type
22	A	926	G
22	A	929	C
22	A	930	C
22	A	931	C
22	A	932	U
22	A	936	G
22	A	938	G
22	A	955	A
22	A	959	C
22	A	960	C
22	A	971	U
22	A	972	A
22	A	985	A
22	A	989	A
22	A	990	G
22	A	1001	A
22	A	1005	G
22	A	1018	A
22	A	1023	A
22	A	1026	C
22	A	1027	A
22	A	1033	G
22	A	1039	C
22	A	1040	A
22	A	1053	A
22	A	1055	A
22	A	1056	U
22	A	1057	A
22	A	1060	U
22	A	1061	G
22	A	1069	G
22	A	1070	A
22	A	1071	A
22	A	1077	U
22	A	1090	A
22	A	1091	G
22	A	1096	C
22	A	1102	U
22	A	1105	U
22	A	1106	G
22	A	1108	C
22	A	1109	U

Continued on next page...

Continued from previous page...

Mol	Chain	Res	Type
22	A	1110	U
22	A	1111	A
22	A	1113	A
22	A	1114	A
22	A	1115	G
22	A	1116	C
22	A	1117	A
22	A	1120	C
22	A	1122	U
22	A	1124	A
22	A	1127	U
22	A	1128	A
22	A	1129	A
22	A	1131	G
22	A	1132	A
22	A	1133	G
22	A	1137	G
22	A	1138	U
22	A	1139	A
22	A	1140	A
22	A	1143	G
22	A	1145	U
22	A	1146	C
22	A	1147	A
22	A	1151	G
22	A	1152	U
22	A	1153	C
22	A	1154	G
22	A	1155	A
22	A	1156	G
22	A	1171	A
22	A	1172	A
22	A	1174	U
22	A	1176	U
22	A	1177	A
22	A	1178	C
22	A	1179	C
22	A	1186	A
22	A	1201	G
22	A	1211	G
22	A	1215	U
22	A	1220	A

Continued on next page...

Continued from previous page...

Mol	Chain	Res	Type
22	A	1250	G
22	A	1258	A
22	A	1276	G
22	A	1278	G
22	A	1288	G
22	A	1294	G
22	A	1295	C
22	A	1306	A
22	A	1309	G
22	A	1310	A
22	A	1323	A
22	A	1326	C
22	A	1337	A
22	A	1338	U
22	A	1339	U
22	A	1349	U
22	A	1350	U
22	A	1358	A
22	A	1375	G
22	A	1377	U
22	A	1378	U
22	A	1387	C
22	A	1389	U
22	A	1402	A
22	A	1405	G
22	A	1416	U
22	A	1421	A
22	A	1432	A
22	A	1435	C
22	A	1436	C
22	A	1437	U
22	A	1450	A
22	A	1463	A
22	A	1464	U
22	A	1465	G
22	A	1471	A
22	A	1472	C
22	A	1473	G
22	A	1489	A
22	A	1490	G
22	A	1491	C
22	A	1492	G

Continued on next page...

Continued from previous page...

Mol	Chain	Res	Type
22	A	1494	G
22	A	1495	C
22	A	1496	G
22	A	1499	U
22	A	1502	A
22	A	1503	U
22	A	1504	U
22	A	1505	G
22	A	1506	C
22	A	1510	U
22	A	1516	C
22	A	1517	A
22	A	1519	U
22	A	1525	U
22	A	1533	A
22	A	1536	C
22	A	1537	A
22	A	1540	U
22	A	1541	C
22	A	1550	G
22	A	1551	U
22	A	1552	U
22	A	1553	A
22	A	1555	G
22	A	1559	G
22	A	1561	G
22	A	1570	G
22	A	1575	A
22	A	1576	A
22	A	1577	G
22	A	1590	C
22	A	1592	A
22	A	1600	A
22	A	1601	U
22	A	1605	A
22	A	1606	C
22	A	1613	G
22	A	1614	A
22	A	1616	A
22	A	1625	U
22	A	1630	A
22	A	1632	A

Continued on next page...

Continued from previous page...

Mol	Chain	Res	Type
22	A	1634	A
22	A	1635	A
22	A	1636	U
22	A	1639	G
22	A	1651	C
22	A	1652	A
22	A	1662	A
22	A	1683	U
22	A	1686	G
22	A	1690	A
22	A	1691	G
22	A	1692	C
22	A	1696	C
22	A	1718	G
22	A	1719	C
22	A	1737	U
22	A	1738	C
22	A	1740	G
22	A	1756	U
22	A	1757	U
22	A	1759	G
22	A	1764	A
22	A	1768	C
22	A	1772	G
22	A	1777	G
22	A	1785	G
22	A	1790	G
22	A	1791	G
22	A	1800	A
22	A	1803	G
22	A	1808	U
22	A	1811	A
22	A	1813	A
22	A	1815	C
22	A	1819	G
22	A	1826	G
22	A	1827	C
22	A	1828	U
22	A	1837	A
22	A	1839	G
22	A	1843	U
22	A	1844	G

Continued on next page...

Continued from previous page...

Mol	Chain	Res	Type
22	A	1847	U
22	A	1856	A
22	A	1893	A
22	A	1895	C
22	A	1896	U
22	A	1897	U
22	A	1899	U
22	A	1900	G
22	A	1902	G
22	A	1909	C
22	A	1930	G
22	A	1933	G
22	A	1937	G
22	A	1939	A
22	A	1940	A
22	A	1941	C
22	A	1943	A
22	A	1947	OMC
22	A	1956	G
22	A	1957	G
22	A	1963	A
22	A	1964	A
22	A	1965	A
22	A	1966	5MU
22	A	1967	U
22	A	1975	G
22	A	1982	U
22	A	1990	C
22	A	1991	G
22	A	1993	A
22	A	1994	C
22	A	1997	A
22	A	1998	A
22	A	1999	G
22	A	2009	U
22	A	2018	U
22	A	2020	U
22	A	2033	C
22	A	2050	A
22	A	2058	A
22	A	2059	G
22	A	2060	A

Continued on next page...

Continued from previous page...

Mol	Chain	Res	Type
22	A	2063	C
22	A	2070	C
22	A	2082	C
22	A	2083	G
22	A	2087	A
22	A	2088	G
22	A	2089	A
22	A	2094	G
22	A	2096	G
22	A	2097	G
22	A	2114	G
22	A	2120	G
22	A	2128	G
22	A	2132	A
22	A	2135	U
22	A	2136	U
22	A	2137	G
22	A	2138	U
22	A	2139	A
22	A	2140	C
22	A	2142	G
22	A	2143	G
22	A	2144	A
22	A	2145	U
22	A	2146	A
22	A	2147	G
22	A	2150	A
22	A	2153	A
22	A	2157	U
22	A	2158	U
22	A	2160	G
22	A	2161	A
22	A	2162	A
22	A	2164	C
22	A	2165	G
22	A	2166	U
22	A	2168	A
22	A	2169	G
22	A	2172	C
22	A	2173	U
22	A	2174	A
22	A	2175	G

Continued on next page...

Continued from previous page...

Mol	Chain	Res	Type
22	A	2176	C
22	A	2179	A
22	A	2183	G
22	A	2184	G
22	A	2185	A
22	A	2186	G
22	A	2188	C
22	A	2190	C
22	A	2191	U
22	A	2194	U
22	A	2195	G
22	A	2196	G
22	A	2198	A
22	A	2200	A
22	A	2201	C
22	A	2205	C
22	A	2208	A
22	A	2211	U
22	A	2214	G
22	A	2215	U
22	A	2217	G
22	A	2220	U
22	A	2225	A
22	A	2230	G
22	A	2231	C
22	A	2240	U
22	A	2241	C
22	A	2252	A
22	A	2253	C
22	A	2265	G
22	A	2266	G
22	A	2296	A
22	A	2305	A
22	A	2309	G
22	A	2310	C
22	A	2314	A
22	A	2321	C
22	A	2332	U
22	A	2335	G
22	A	2347	A
22	A	2349	A
22	A	2352	G

Continued on next page...

Continued from previous page...

Mol	Chain	Res	Type
22	A	2353	U
22	A	2361	U
22	A	2362	A
22	A	2363	A
22	A	2374	C
22	A	2377	C
22	A	2386	C
22	A	2404	A
22	A	2406	G
22	A	2410	G
22	A	2412	C
22	A	2418	G
22	A	2429	U
22	A	2433	C
22	A	2446	U
22	A	2450	U
22	A	2452	A
22	A	2456	G
22	A	2457	A
22	A	2467	C
22	A	2468	C
22	A	2472	2MG
22	A	2475	A
22	A	2486	A
22	A	2501	U
22	A	2502	C
22	A	2505	A
22	A	2518	U
22	A	2525	OMC
22	A	2528	C
22	A	2529	G
22	A	2531	U
22	A	2532	G
22	A	2533	U
22	A	2541	U
22	A	2545	A
22	A	2547	C
22	A	2556	G
22	A	2562	G
22	A	2565	C
22	A	2569	A
22	A	2593	A

Continued on next page...

Continued from previous page...

Mol	Chain	Res	Type
22	A	2594	G
22	A	2600	C
22	A	2609	G
22	A	2624	G
22	A	2628	C
22	A	2629	A
22	A	2635	G
22	A	2636	U
22	A	2637	C
22	A	2640	U
22	A	2642	U
22	A	2663	U
22	A	2666	A
22	A	2672	G
22	A	2673	C
22	A	2690	G
22	A	2697	G
22	A	2709	U
22	A	2716	U
22	A	2727	G
22	A	2740	A
22	A	2741	G
22	A	2753	U
22	A	2754	G
22	A	2760	A
22	A	2762	G
22	A	2769	G
22	A	2775	A
22	A	2784	A
22	A	2792	A
22	A	2793	G
22	A	2796	C
22	A	2805	A
22	A	2806	U
22	A	2817	A
22	A	2820	U
22	A	2827	A
22	A	2833	U
22	A	2840	A
22	A	2841	A
22	A	2853	U
22	A	2863	G

Continued on next page...

Continued from previous page...

Mol	Chain	Res	Type
22	A	2887	G
22	A	2893	A
22	A	2900	C
22	A	2903	A
22	A	2904	U
22	A	2906	G
22	A	2911	A
22	A	2913	G
23	B	2	C
23	B	10	U
23	B	11	A
23	B	23	U
23	B	24	C
23	B	39	G
23	B	41	C
23	B	43	A
23	B	52	G
23	B	64	A
23	B	87	C
23	B	88	G
23	B	90	U
23	B	97	G
23	B	102	G
23	B	106	G
23	B	108	U
52	x	2	G
52	x	5	G
52	x	8	4SU
52	x	9	G
52	x	16	C
52	x	17	C
52	x	17(A)	U
52	x	18	G
52	x	19	G
52	x	20	H2U
52	x	21	A
52	x	26	G
52	x	43	A
52	x	46	7MG
52	x	47	U
52	x	49	G
52	x	56	C

Continued on next page...

Continued from previous page...

Mol	Chain	Res	Type
52	x	58	A
52	x	61	C
52	x	74	C
52	x	75	C

All (9) RNA pucker outliers are listed below:

Mol	Chain	Res	Type
22	A	179	A
22	A	327	G
22	A	328	G
22	A	971	U
22	A	1503	U
22	A	1550	G
22	A	2216	U
22	A	2783	U
23	B	23	U

5.4 Non-standard residues in protein, DNA, RNA chains [i](#)

18 non-standard protein/DNA/RNA residues are modelled in this entry.

In the following table, the Counts columns list the number of bonds (or angles) for which Mogul statistics could be retrieved, the number of bonds (or angles) that are observed in the model and the number of bonds (or angles) that are defined in the Chemical Component Dictionary. The Link column lists molecule types, if any, to which the group is linked. The Z score for a bond length (or angle) is the number of standard deviations the observed value is removed from the expected value. A bond length (or angle) with $|Z| > 2$ is considered an outlier worth inspection. RMSZ is the root-mean-square of all Z scores of the bond lengths (or angles).

Mol	Type	Chain	Res	Link	Bond lengths			Bond angles		
					Counts	RMSZ	# Z > 2	Counts	RMSZ	# Z > 2
52	H2U	x	20	52	22,22,22	0.94	2 (9%)	28,33,33	2.84	6 (21%)
22	OMG	A	2278	22,52	18,26,27	2.31	7 (38%)	19,38,41	1.51	4 (21%)
1	2MG	a	1527	1	18,26,27	2.37	7 (38%)	16,38,41	1.43	3 (18%)
52	4SU	x	8	52	22,22,22	1.71	4 (18%)	33,33,33	2.82	13 (39%)
1	MA6	a	1530	1	18,26,27	1.03	2 (11%)	19,38,41	3.52	2 (10%)
52	31H	x	76	52,53	28,34,35	4.57	13 (46%)	23,47,50	2.80	6 (26%)
22	5MU	A	1966	22,54	19,22,23	4.82	7 (36%)	28,32,35	3.83	9 (32%)
22	2MA	A	2530	22,54,53	17,25,26	2.41	5 (29%)	17,37,40	1.55	4 (23%)
52	5MU	x	54	52	23,23,23	4.53	7 (30%)	35,35,35	3.83	15 (42%)

Mol	Type	Chain	Res	Link	Bond lengths			Bond angles		
					Counts	RMSZ	# Z > 2	Counts	RMSZ	# Z > 2
1	7MG	a	535	1	22,26,27	3.80	10 (45%)	29,39,42	2.07	9 (31%)
52	7MG	x	46	52	26,27,27	3.49	10 (38%)	36,42,42	2.74	15 (41%)
22	2MG	A	2472	22	18,26,27	2.25	7 (38%)	16,38,41	1.66	4 (25%)
52	OMC	x	32	52	23,23,23	2.73	8 (34%)	33,34,34	2.28	8 (24%)
22	OMC	A	1947	22	19,22,23	2.84	8 (42%)	26,31,34	0.88	1 (3%)
22	OMC	A	2525	22	19,22,23	2.75	7 (36%)	26,31,34	0.99	1 (3%)
1	MA6	a	1529	1	18,26,27	1.04	2 (11%)	19,38,41	3.12	2 (10%)
1	4OC	a	1412	1	20,23,24	3.07	8 (40%)	26,32,35	1.04	2 (7%)
52	PSU	x	55	52	22,22,22	1.25	3 (13%)	29,33,33	2.75	11 (37%)

In the following table, the Chirals column lists the number of chiral outliers, the number of chiral centers analysed, the number of these observed in the model and the number defined in the Chemical Component Dictionary. Similar counts are reported in the Torsion and Rings columns. '-' means no outliers of that kind were identified.

Mol	Type	Chain	Res	Link	Chirals	Torsions	Rings
52	H2U	x	20	52	-	4/10/39/39	0/2/2/2
22	OMG	A	2278	22,52	-	0/5/27/28	0/3/3/3
1	2MG	a	1527	1	-	0/5/27/28	0/3/3/3
52	4SU	x	8	52	-	1/10/26/26	0/2/2/2
1	MA6	a	1530	1	-	2/7/29/30	0/3/3/3
52	31H	x	76	52,53	-	14/18/40/41	0/3/3/3
22	5MU	A	1966	22,54	-	2/7/25/26	0/2/2/2
22	2MA	A	2530	22,54,53	-	2/3/25/26	0/3/3/3
52	5MU	x	54	52	-	2/10/26/26	0/2/2/2
1	7MG	a	535	1	-	2/7/37/38	0/3/3/3
52	7MG	x	46	52	-	5/10/38/38	0/3/3/3
22	2MG	A	2472	22	-	2/5/27/28	0/3/3/3
52	OMC	x	32	52	-	4/12/28/28	0/2/2/2
22	OMC	A	1947	22	-	2/9/27/28	0/2/2/2
22	OMC	A	2525	22	-	2/9/27/28	0/2/2/2
1	MA6	a	1529	1	-	1/7/29/30	0/3/3/3
1	4OC	a	1412	1	-	2/9/29/30	0/2/2/2
52	PSU	x	55	52	-	4/10/26/26	0/2/2/2

All (117) bond length outliers are listed below:

Mol	Chain	Res	Type	Atoms	Z	Observed(Å)	Ideal(Å)
52	x	76	31H	C4'-C3'	-13.83	1.28	1.52
52	x	54	5MU	C2-N1	11.56	1.57	1.38
52	x	54	5MU	C6-N1	11.11	1.57	1.38
22	A	1966	5MU	C6-N1	10.80	1.56	1.38
22	A	1966	5MU	C2-N1	10.59	1.55	1.38
52	x	54	5MU	C4-C5	9.93	1.61	1.44
52	x	76	31H	O4'-C4'	9.70	1.66	1.45
22	A	1966	5MU	C4-C5	9.31	1.60	1.44
52	x	46	7MG	C8-N9	9.24	1.51	1.46
1	a	535	7MG	C8-N9	9.04	1.51	1.46
52	x	76	31H	O4'-C1'	-8.26	1.29	1.41
52	x	76	31H	C3'-N3'	8.21	1.58	1.45
1	a	535	7MG	C5-N7	8.12	1.45	1.35
52	x	46	7MG	C5-N7	8.09	1.44	1.35
22	A	1966	5MU	C4-N3	-7.82	1.24	1.38
52	x	54	5MU	C4-N3	-7.43	1.25	1.38
22	A	1966	5MU	C6-C5	6.68	1.45	1.34
22	A	2530	2MA	C2-N3	6.56	1.45	1.31
52	x	54	5MU	C6-C5	6.41	1.45	1.34
52	x	32	OMC	C2-N3	6.27	1.49	1.36
1	a	1412	4OC	C4-N3	6.27	1.43	1.32
52	x	76	31H	C-N3'	6.22	1.47	1.34
1	a	1412	4OC	C6-C5	6.22	1.49	1.35
22	A	1947	OMC	C2-N3	5.98	1.48	1.36
22	A	1947	OMC	C6-C5	5.93	1.48	1.35
52	x	76	31H	CN-N	5.91	1.53	1.33
52	x	32	OMC	C6-C5	5.87	1.48	1.35
52	x	46	7MG	C2-N3	5.85	1.47	1.33
22	A	2525	OMC	C2-N3	5.84	1.48	1.36
1	a	535	7MG	C4-N9	5.82	1.44	1.37
1	a	535	7MG	C2-N3	5.81	1.47	1.33
1	a	1412	4OC	C2-N3	5.79	1.48	1.36
52	x	46	7MG	C4-N9	5.54	1.44	1.37
1	a	535	7MG	C4-N3	5.54	1.47	1.34
22	A	2525	OMC	C6-C5	5.46	1.47	1.35
52	x	46	7MG	C4-N3	5.41	1.47	1.34
1	a	1527	2MG	C2-N2	5.16	1.44	1.33
22	A	2530	2MA	C4-N3	5.04	1.49	1.37
52	x	32	OMC	C4-N3	5.00	1.44	1.34
22	A	2278	OMG	C2-N3	5.00	1.45	1.33
1	a	1412	4OC	C4-N4	4.88	1.45	1.35
52	x	46	7MG	C2-N2	4.87	1.45	1.34
52	x	32	OMC	C2-N1	4.85	1.50	1.40

Continued on next page...

Continued from previous page...

Mol	Chain	Res	Type	Atoms	Z	Observed(Å)	Ideal(Å)
52	x	32	OMC	C4-N4	4.79	1.45	1.33
1	a	535	7MG	C2-N2	4.77	1.45	1.34
22	A	2472	2MG	C2-N2	4.70	1.43	1.33
22	A	1947	OMC	C4-N4	4.70	1.45	1.33
1	a	1527	2MG	C4-N3	4.61	1.48	1.37
52	x	8	4SU	C4-S4	-4.61	1.59	1.68
22	A	2525	OMC	C4-N4	4.55	1.44	1.33
22	A	2472	2MG	C4-N3	4.53	1.48	1.37
22	A	2278	OMG	C4-N3	4.49	1.48	1.37
22	A	1947	OMC	C4-N3	4.47	1.43	1.34
1	a	1527	2MG	C2-N1	4.40	1.43	1.36
52	x	76	31H	O2'-C2'	-4.39	1.32	1.43
22	A	2525	OMC	C4-N3	4.38	1.43	1.34
1	a	1412	4OC	C2-N1	4.34	1.49	1.40
22	A	2525	OMC	C2-N1	4.28	1.49	1.40
22	A	1947	OMC	C2-N1	4.21	1.49	1.40
52	x	76	31H	C6-N6	3.93	1.48	1.34
52	x	8	4SU	C5-C4	-3.86	1.37	1.42
1	a	535	7MG	C5-C6	3.77	1.53	1.43
1	a	1412	4OC	C5-C4	3.73	1.48	1.40
1	a	535	7MG	C2-N1	3.61	1.46	1.37
52	x	46	7MG	C5-C6	3.61	1.52	1.43
22	A	2472	2MG	C2-N1	3.60	1.42	1.36
52	x	46	7MG	C2-N1	3.59	1.46	1.37
22	A	2278	OMG	C6-N1	3.35	1.42	1.37
22	A	2278	OMG	C2-N2	3.29	1.42	1.34
22	A	2530	2MA	C5-C4	-3.24	1.34	1.43
1	a	1412	4OC	C6-N1	3.24	1.45	1.38
22	A	2472	2MG	C5-C4	-3.23	1.34	1.43
1	a	1527	2MG	C6-N1	3.21	1.42	1.37
52	x	76	31H	C2'-C1'	3.20	1.58	1.53
22	A	1966	5MU	O4-C4	-3.15	1.17	1.23
52	x	8	4SU	C4-N3	-3.15	1.34	1.37
52	x	32	OMC	C6-N1	3.14	1.45	1.38
52	x	46	7MG	C6-N1	3.08	1.44	1.38
1	a	535	7MG	C6-N1	3.06	1.44	1.38
52	x	55	PSU	C6-C5	3.05	1.38	1.35
52	x	76	31H	C2'-C3'	3.01	1.59	1.53
22	A	1947	OMC	C6-N1	3.01	1.45	1.38
52	x	54	5MU	O4-C4	-2.98	1.17	1.23
22	A	2278	OMG	C5-C4	-2.98	1.35	1.43
1	a	1527	2MG	C5-C6	2.96	1.53	1.47

Continued on next page...

Continued from previous page...

Mol	Chain	Res	Type	Atoms	Z	Observed(Å)	Ideal(Å)
22	A	2530	2MA	C6-N1	2.93	1.44	1.38
22	A	2278	OMG	O6-C6	-2.92	1.17	1.23
1	a	1412	4OC	O2-C2	-2.89	1.18	1.23
22	A	1966	5MU	O2-C2	-2.88	1.17	1.23
22	A	2525	OMC	O2-C2	-2.86	1.18	1.23
22	A	2472	2MG	O6-C6	-2.85	1.17	1.23
1	a	1527	2MG	C5-C4	-2.84	1.35	1.43
1	a	1530	MA6	C5-C4	-2.83	1.33	1.40
22	A	2525	OMC	C6-N1	2.82	1.44	1.38
1	a	1529	MA6	C5-C4	-2.78	1.33	1.40
52	x	55	PSU	C4-N3	-2.78	1.33	1.38
22	A	1947	OMC	O2-C2	-2.76	1.18	1.23
52	x	32	OMC	O2-C2	-2.72	1.18	1.23
52	x	20	H2U	C2-N3	-2.70	1.33	1.38
52	x	46	7MG	O6-C6	-2.62	1.18	1.23
1	a	535	7MG	O6-C6	-2.60	1.18	1.23
52	x	54	5MU	O2-C2	-2.55	1.18	1.23
22	A	2472	2MG	C6-N1	2.52	1.41	1.37
22	A	2472	2MG	C5-C6	2.50	1.52	1.47
22	A	2278	OMG	C5-C6	2.50	1.52	1.47
52	x	76	31H	CB-CG	2.48	1.61	1.51
52	x	8	4SU	C2-N1	2.46	1.42	1.38
52	x	76	31H	O-C	-2.43	1.18	1.23
22	A	2530	2MA	C2-N1	2.41	1.44	1.36
1	a	1529	MA6	C2-N3	2.30	1.35	1.32
52	x	76	31H	C6-C5	-2.24	1.35	1.43
1	a	1527	2MG	O6-C6	-2.22	1.18	1.23
52	x	32	OMC	C5-C4	2.21	1.48	1.42
52	x	55	PSU	C2-N3	-2.18	1.33	1.37
52	x	20	H2U	C4-N3	-2.17	1.33	1.37
22	A	1947	OMC	C5-C4	2.09	1.47	1.42
1	a	1530	MA6	C2-N3	2.05	1.35	1.32

All (115) bond angle outliers are listed below:

Mol	Chain	Res	Type	Atoms	Z	Observed(°)	Ideal(°)
1	a	1530	MA6	N1-C6-N6	-13.63	102.72	117.06
22	A	1966	5MU	C5-C4-N3	12.76	126.20	115.31
52	x	54	5MU	C5-C4-N3	12.34	125.84	115.31
1	a	1529	MA6	N1-C6-N6	-12.04	104.38	117.06
22	A	1966	5MU	C5-C6-N1	-11.02	112.00	123.34
52	x	20	H2U	OP3-P-O5'	-10.38	79.11	106.73

Continued on next page...

Continued from previous page...

Mol	Chain	Res	Type	Atoms	Z	Observed(°)	Ideal(°)
52	x	54	5MU	C5-C6-N1	-9.40	113.67	123.34
52	x	20	H2U	C4-N3-C2	-8.06	119.10	125.79
52	x	76	31H	C5-C6-N6	7.89	132.35	120.35
52	x	55	PSU	OP3-P-O5'	-7.53	86.69	106.73
52	x	8	4SU	OP3-P-O5'	-6.71	88.88	106.73
52	x	32	OMC	OP3-P-OP1	-6.66	84.60	110.68
1	a	1530	MA6	N3-C2-N1	-6.27	118.88	128.68
52	x	54	5MU	OP3-P-O5'	-6.12	90.44	106.73
52	x	54	5MU	OP3-P-OP1	-6.00	87.21	110.68
52	x	76	31H	N3-C2-N1	-5.96	119.36	128.68
52	x	46	7MG	OP3-P-OP1	-5.95	87.39	110.68
52	x	46	7MG	OP3-P-OP2	-5.92	85.01	107.64
52	x	46	7MG	OP3-P-O5'	-5.85	91.17	106.73
1	a	1529	MA6	N3-C2-N1	-5.85	119.54	128.68
52	x	55	PSU	N1-C2-N3	5.67	121.55	115.13
22	A	1966	5MU	O4-C4-C5	-5.65	118.36	124.90
52	x	32	OMC	OP3-P-OP2	-5.50	86.61	107.64
22	A	1966	5MU	C4-N3-C2	-5.48	120.26	127.35
52	x	54	5MU	OP3-P-OP2	-5.47	86.73	107.64
52	x	76	31H	C1'-N9-C4	-5.47	117.03	126.64
52	x	8	4SU	C4-N3-C2	-5.42	122.07	127.34
52	x	8	4SU	C5-C4-N3	5.32	119.63	114.69
52	x	8	4SU	C5-C4-S4	-5.32	117.61	124.47
52	x	54	5MU	O4-C4-C5	-5.26	118.81	124.90
52	x	32	OMC	OP3-P-O5'	-5.23	92.80	106.73
52	x	76	31H	N6-C6-N1	-5.21	107.75	118.57
1	a	535	7MG	C5-C6-N1	5.17	120.11	110.99
52	x	46	7MG	C5-C6-N1	5.17	120.11	110.99
52	x	46	7MG	OP2-P-OP1	5.17	130.91	110.68
52	x	8	4SU	OP2-P-OP1	5.10	130.63	110.68
22	A	1966	5MU	N3-C2-N1	5.02	121.56	114.89
52	x	55	PSU	OP2-P-OP1	4.85	129.66	110.68
52	x	54	5MU	C4-N3-C2	-4.79	121.15	127.35
52	x	54	5MU	OP2-P-OP1	4.72	129.16	110.68
52	x	32	OMC	OP2-P-OP1	4.66	128.92	110.68
1	a	535	7MG	C2-N3-C4	4.63	120.55	112.30
52	x	54	5MU	N3-C2-N1	4.54	120.92	114.89
52	x	46	7MG	C2-N3-C4	4.50	120.32	112.30
52	x	8	4SU	OP3-P-OP1	-4.48	93.13	110.68
1	a	535	7MG	C5-C4-N3	-4.25	120.03	128.13
52	x	8	4SU	C1'-N1-C2	4.17	125.12	117.57
52	x	55	PSU	OP3-P-OP1	-4.15	94.43	110.68

Continued on next page...

Continued from previous page...

Mol	Chain	Res	Type	Atoms	Z	Observed(°)	Ideal(°)
22	A	2472	2MG	C5-C6-N1	4.10	121.20	113.95
52	x	54	5MU	C5M-C5-C4	4.10	123.28	118.77
52	x	46	7MG	C5-C4-N3	-4.03	120.46	128.13
52	x	54	5MU	C5M-C5-C6	-3.95	117.58	122.85
52	x	55	PSU	C4-N3-C2	-3.83	120.82	126.34
22	A	2530	2MA	C5-C6-N1	3.78	120.55	114.02
52	x	8	4SU	N3-C2-N1	3.67	119.77	114.89
22	A	2278	OMG	C5-C6-N1	3.58	120.27	113.95
52	x	20	H2U	OP3-P-OP1	3.57	124.67	110.68
52	x	55	PSU	OP3-P-OP2	-3.46	94.40	107.64
52	x	8	4SU	O5'-P-OP1	3.44	116.14	106.47
1	a	535	7MG	C5-C4-N9	3.38	110.73	106.35
52	x	46	7MG	C5-C4-N9	3.34	110.68	106.35
1	a	1527	2MG	C5-C6-N1	3.31	119.80	113.95
22	A	2472	2MG	CM2-N2-C2	-3.26	116.65	123.86
52	x	32	OMC	O5'-P-OP1	3.24	115.56	106.47
22	A	2530	2MA	C8-N7-C5	3.22	109.13	102.99
22	A	2278	OMG	C2-N1-C6	-3.22	119.16	125.10
52	x	55	PSU	OP2-P-O5'	3.18	115.19	106.73
52	x	54	5MU	O5'-P-OP1	3.17	115.38	106.47
52	x	8	4SU	C6-N1-C2	-3.16	116.95	120.99
52	x	54	5MU	OP2-P-O5'	3.14	115.09	106.73
52	x	32	OMC	OP2-P-O5'	3.13	115.06	106.73
52	x	20	H2U	O5'-P-OP1	-3.05	97.93	106.47
52	x	8	4SU	OP3-P-OP2	-3.03	96.06	107.64
52	x	55	PSU	O2-C2-N1	-2.96	119.53	122.79
52	x	46	7MG	OP2-P-O5'	2.96	114.62	106.73
52	x	55	PSU	O5'-P-OP1	2.94	114.73	106.47
22	A	1966	5MU	O2-C2-N1	-2.92	118.90	122.79
1	a	535	7MG	C2-N1-C6	-2.87	119.87	125.10
52	x	46	7MG	C4-C5-N7	2.86	109.49	105.53
52	x	55	PSU	C6-C5-C4	-2.84	116.21	118.20
52	x	46	7MG	C2-N1-C6	-2.82	119.96	125.10
1	a	535	7MG	C4-C5-N7	2.75	109.35	105.53
1	a	1412	4OC	O2-C2-N3	-2.68	117.97	122.33
52	x	32	OMC	O2-C2-N3	-2.68	117.98	122.33
52	x	46	7MG	O5'-P-OP1	2.67	113.96	106.47
1	a	535	7MG	N9-C8-N7	2.67	107.19	103.38
1	a	1527	2MG	C8-N7-C5	2.66	108.06	102.99
1	a	1527	2MG	CM2-N2-C2	-2.66	117.99	123.86
52	x	8	4SU	S4-C4-N3	2.59	122.76	120.21
22	A	2278	OMG	C8-N7-C5	2.58	107.90	102.99

Continued on next page...

Continued from previous page...

Mol	Chain	Res	Type	Atoms	Z	Observed(°)	Ideal(°)
1	a	535	7MG	N9-C4-N3	2.52	129.24	125.47
22	A	2472	2MG	C8-N7-C5	2.51	107.77	102.99
52	x	76	31H	CE-SD-CG	2.49	108.95	100.40
22	A	2530	2MA	CM2-C2-N1	2.49	121.76	116.23
52	x	54	5MU	O4-C4-N3	-2.49	115.35	120.12
52	x	46	7MG	N9-C8-N7	2.48	106.93	103.38
22	A	2530	2MA	N1-C2-N3	-2.48	118.95	123.06
22	A	2525	OMC	O2-C2-N3	-2.46	118.33	122.33
52	x	20	H2U	C5-C6-N1	-2.44	103.57	111.61
22	A	1966	5MU	O4-C4-N3	-2.44	115.44	120.12
22	A	2472	2MG	O6-C6-C5	-2.43	119.63	124.37
22	A	1966	5MU	C5M-C5-C6	-2.36	119.70	122.85
1	a	1412	4OC	C6-C5-C4	2.36	119.84	116.96
52	x	46	7MG	O6-C6-C5	-2.35	121.78	127.54
52	x	32	OMC	C1'-N1-C2	2.30	123.55	118.42
52	x	46	7MG	N9-C4-N3	2.27	128.86	125.47
52	x	20	H2U	OP2-P-OP1	2.23	119.43	110.68
52	x	55	PSU	O3'-C3'-C4'	2.22	117.47	111.05
1	a	535	7MG	O6-C6-C5	-2.20	122.15	127.54
22	A	1966	5MU	C6-C5-C4	2.17	119.85	118.03
52	x	8	4SU	OP2-P-O5'	2.15	112.45	106.73
22	A	2278	OMG	O6-C6-C5	-2.15	120.17	124.37
52	x	76	31H	O4'-C1'-C2'	-2.15	103.79	106.93
22	A	1947	OMC	O2-C2-N3	-2.12	118.88	122.33
52	x	54	5MU	C6-N1-C2	-2.00	119.27	121.30

There are no chirality outliers.

All (51) torsion outliers are listed below:

Mol	Chain	Res	Type	Atoms
1	a	1530	MA6	O4'-C4'-C5'-O5'
22	A	1947	OMC	O4'-C4'-C5'-O5'
52	x	20	H2U	O4'-C4'-C5'-O5'
52	x	32	OMC	C5'-O5'-P-OP1
52	x	46	7MG	C5'-O5'-P-OP3
52	x	54	5MU	C5'-O5'-P-OP3
52	x	55	PSU	O4'-C1'-C5-C4
52	x	55	PSU	O4'-C1'-C5-C6
52	x	55	PSU	C5'-O5'-P-OP1
52	x	55	PSU	C5'-O5'-P-OP3
52	x	76	31H	C3'-C4'-C5'-O5'
52	x	76	31H	C-CA-N-CN

Continued on next page...

Continued from previous page...

Mol	Chain	Res	Type	Atoms
52	x	76	31H	CB-CA-N-CN
52	x	76	31H	C-CA-CB-CG
52	x	76	31H	N-CA-CB-CG
52	x	76	31H	OCN-CN-N-CA
1	a	535	7MG	C3'-C4'-C5'-O5'
1	a	1412	4OC	O4'-C4'-C5'-O5'
1	a	1530	MA6	C3'-C4'-C5'-O5'
22	A	1947	OMC	C3'-C4'-C5'-O5'
22	A	1966	5MU	C3'-C4'-C5'-O5'
22	A	1966	5MU	O4'-C4'-C5'-O5'
52	x	76	31H	O4'-C4'-C5'-O5'
1	a	535	7MG	O4'-C4'-C5'-O5'
1	a	1412	4OC	C3'-C4'-C5'-O5'
52	x	20	H2U	C2'-C1'-N1-C2
22	A	2472	2MG	C3'-C4'-C5'-O5'
22	A	2525	OMC	C3'-C4'-C5'-O5'
52	x	46	7MG	C3'-C4'-C5'-O5'
52	x	76	31H	CB-CG-SD-CE
22	A	2525	OMC	O4'-C4'-C5'-O5'
52	x	46	7MG	O4'-C4'-C5'-O5'
52	x	20	H2U	C2'-C1'-N1-C6
1	a	1529	MA6	C5-C6-N6-C9
52	x	46	7MG	C5'-O5'-P-OP1
52	x	76	31H	O-C-CA-N
52	x	76	31H	N3'-C-CA-N
52	x	76	31H	C4'-C5'-O5'-P
52	x	76	31H	O-C-CA-CB
22	A	2472	2MG	O4'-C4'-C5'-O5'
52	x	20	H2U	C3'-C4'-C5'-O5'
52	x	32	OMC	C3'-C4'-C5'-O5'
52	x	76	31H	N3'-C-CA-CB
52	x	8	4SU	C5'-O5'-P-OP1
52	x	46	7MG	C4'-C5'-O5'-P
22	A	2530	2MA	O4'-C4'-C5'-O5'
52	x	32	OMC	O4'-C4'-C5'-O5'
52	x	32	OMC	C5'-O5'-P-OP3
52	x	54	5MU	C5'-O5'-P-OP1
22	A	2530	2MA	C4'-C5'-O5'-P
52	x	76	31H	C4'-C3'-N3'-C

There are no ring outliers.

No monomer is involved in short contacts.

5.5 Carbohydrates [i](#)

There are no monosaccharides in this entry.

5.6 Ligand geometry [i](#)

Of 288 ligands modelled in this entry, 288 are monoatomic - leaving 0 for Mogul analysis.

There are no bond length outliers.

There are no bond angle outliers.

There are no chirality outliers.

There are no torsion outliers.

There are no ring outliers.

No monomer is involved in short contacts.

5.7 Other polymers [i](#)

There are no such residues in this entry.

5.8 Polymer linkage issues [i](#)

The following chains have linkage breaks:

Mol	Chain	Number of breaks
47	4	1

All chain breaks are listed below:

Model	Chain	Residue-1	Atom-1	Residue-2	Atom-2	Distance (Å)
1	4	53:GLU	C	57:GLU	N	9.89

6 Map visualisation

This section contains visualisations of the EMDB entry EMD-10791. These allow visual inspection of the internal detail of the map and identification of artifacts.

No raw map or half-maps were deposited for this entry and therefore no images, graphs, etc. pertaining to the raw map can be shown.

6.1 Orthogonal projections

This section was not generated.

6.2 Central slices

This section was not generated.

6.3 Largest variance slices

This section was not generated.

6.4 Orthogonal standard-deviation projections (False-color)

This section was not generated.

6.5 Orthogonal surface views

This section was not generated.

6.6 Mask visualisation

This section was not generated. No masks/segmentation were deposited.

7 Map analysis

This section contains the results of statistical analysis of the map.

7.1 Map-value distribution

This section was not generated.

7.2 Volume estimate versus contour level

This section was not generated.

7.3 Rotationally averaged power spectrum

This section was not generated. The rotationally averaged power spectrum had issues being displayed.

8 Fourier-Shell correlation

This section was not generated. No FSC curve or half-maps provided.

9 Map-model fit

This section was not generated.