



## Full wwPDB EM Validation Report ⓘ

Nov 23, 2022 – 04:35 AM JST

PDB ID : 7FEM  
EMDB ID : EMD-31557  
Title : SARS-CoV-2 B.1.1.7 S-ACE2 complex  
Authors : Wen, Z.L.; Zhu, Y.; Sun, F.  
Deposited on : 2021-07-21  
Resolution : 4.10 Å (reported)

This is a Full wwPDB EM Validation Report for a publicly released PDB entry.

We welcome your comments at [validation@mail.wwpdb.org](mailto:validation@mail.wwpdb.org)

A user guide is available at

<https://www.wwpdb.org/validation/2017/EMValidationReportHelp>

with specific help available everywhere you see the ⓘ symbol.

The types of validation reports are described at

<http://www.wwpdb.org/validation/2017/FAQs#types>.

---

The following versions of software and data (see [references ⓘ](#)) were used in the production of this report:

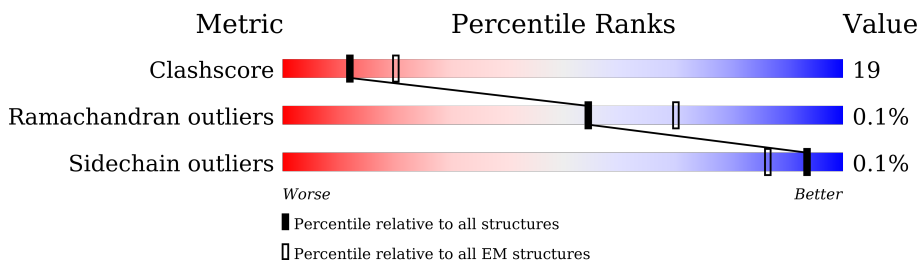
EMDB validation analysis : 0.0.1.dev43  
Mogul : 1.8.5 (274361), CSD as541be (2020)  
MolProbity : 4.02b-467  
Percentile statistics : 20191225.v01 (using entries in the PDB archive December 25th 2019)  
MapQ : 1.9.9  
Ideal geometry (proteins) : Engh & Huber (2001)  
Ideal geometry (DNA, RNA) : Parkinson et al. (1996)  
Validation Pipeline (wwPDB-VP) : 2.31.3

# 1 Overall quality at a glance i

The following experimental techniques were used to determine the structure:  
*ELECTRON MICROSCOPY*

The reported resolution of this entry is 4.10 Å.

Percentile scores (ranging between 0-100) for global validation metrics of the entry are shown in the following graphic. The table shows the number of entries on which the scores are based.





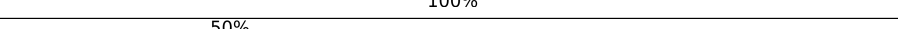
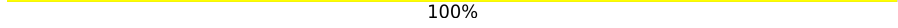
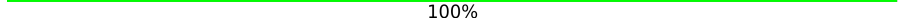
Metric	Whole archive (#Entries)	EM structures (#Entries)
Clashscore	158937	4297
Ramachandran outliers	154571	4023
Sidechain outliers	154315	3826

The table below summarises the geometric issues observed across the polymeric chains and their fit to the map. The red, orange, yellow and green segments of the bar indicate the fraction of residues that contain outliers for  $\geq 3$ , 2, 1 and 0 types of geometric quality criteria respectively. A grey segment represents the fraction of residues that are not modelled. The numeric value for each fraction is indicated below the corresponding segment, with a dot representing fractions  $\leq 5\%$ . The upper red bar (where present) indicates the fraction of residues that have poor fit to the EM map (all-atom inclusion  $< 40\%$ ). The numeric value is given above the bar.

Mol	Chain	Length	Quality of chain
1	A	1191	
1	B	1191	
1	C	1191	
2	D	729	
3	E	2	
3	F	2	
3	G	2	
3	H	2	

*Continued on next page...*

*Continued from previous page...*

Mol	Chain	Length	Quality of chain
3	I	2	 100%
3	J	2	 50% 100%
3	K	2	 50% 100%
3	L	2	 100%
3	M	2	 50% 100%
3	O	2	 100%
3	P	2	 50% 50%
3	Q	2	 50% 50%
3	R	2	 100%
3	S	2	 50% 100%
3	T	2	 100%
3	V	2	 50% 50%

## 2 Entry composition i

There are 4 unique types of molecules in this entry. The entry contains 28977 atoms, of which 0 are hydrogens and 0 are deuteriums.

In the tables below, the AltConf column contains the number of residues with at least one atom in alternate conformation and the Trace column contains the number of residues modelled with at most 2 atoms.

- Molecule 1 is a protein called Spike glycoprotein.

Mol	Chain	Residues	Atoms					AltConf	Trace
			Total	C	N	O	S		
1	A	997	7782	4975	1292	1481	34	0	0
1	B	1001	7814	4994	1298	1487	35	0	0
1	C	1003	7831	5006	1300	1490	35	0	0

There are 45 discrepancies between the modelled and reference sequences:

Chain	Residue	Modelled	Actual	Comment	Reference
A	?	-	HIS	deletion	UNP P0DTC2
A	?	-	VAL	deletion	UNP P0DTC2
A	?	-	TYR	deletion	UNP P0DTC2
A	501	TYR	ASN	variant	UNP P0DTC2
A	570	ASP	ALA	variant	UNP P0DTC2
A	614	GLY	ASP	variant	UNP P0DTC2
A	681	HIS	PRO	variant	UNP P0DTC2
A	682	GLY	ARG	variant	UNP P0DTC2
A	683	SER	ARG	variant	UNP P0DTC2
A	685	SER	ARG	variant	UNP P0DTC2
A	716	ILE	THR	variant	UNP P0DTC2
A	982	ALA	SER	variant	UNP P0DTC2
A	986	PRO	LYS	variant	UNP P0DTC2
A	987	PRO	VAL	variant	UNP P0DTC2
A	1118	HIS	ASP	variant	UNP P0DTC2
B	?	-	HIS	deletion	UNP P0DTC2
B	?	-	VAL	deletion	UNP P0DTC2
B	?	-	TYR	deletion	UNP P0DTC2
B	501	TYR	ASN	variant	UNP P0DTC2
B	570	ASP	ALA	variant	UNP P0DTC2
B	614	GLY	ASP	variant	UNP P0DTC2
B	681	HIS	PRO	variant	UNP P0DTC2
B	682	GLY	ARG	variant	UNP P0DTC2
B	683	SER	ARG	variant	UNP P0DTC2

*Continued on next page...*

Continued from previous page...

Chain	Residue	Modelled	Actual	Comment	Reference
B	685	SER	ARG	variant	UNP P0DTC2
B	716	ILE	THR	variant	UNP P0DTC2
B	982	ALA	SER	variant	UNP P0DTC2
B	986	PRO	LYS	variant	UNP P0DTC2
B	987	PRO	VAL	variant	UNP P0DTC2
B	1118	HIS	ASP	variant	UNP P0DTC2
C	?	-	HIS	deletion	UNP P0DTC2
C	?	-	VAL	deletion	UNP P0DTC2
C	?	-	TYR	deletion	UNP P0DTC2
C	501	TYR	ASN	variant	UNP P0DTC2
C	570	ASP	ALA	variant	UNP P0DTC2
C	614	GLY	ASP	variant	UNP P0DTC2
C	681	HIS	PRO	variant	UNP P0DTC2
C	682	GLY	ARG	variant	UNP P0DTC2
C	683	SER	ARG	variant	UNP P0DTC2
C	685	SER	ARG	variant	UNP P0DTC2
C	716	ILE	THR	variant	UNP P0DTC2
C	982	ALA	SER	variant	UNP P0DTC2
C	986	PRO	LYS	variant	UNP P0DTC2
C	987	PRO	VAL	variant	UNP P0DTC2
C	1118	HIS	ASP	variant	UNP P0DTC2

- Molecule 2 is a protein called Angiotensin-converting enzyme 2.

Mol	Chain	Residues	Atoms					AltConf	Trace
			Total	C	N	O	S		
2	D	578	4724	3024	782	889	29	0	0

There are 6 discrepancies between the modelled and reference sequences:

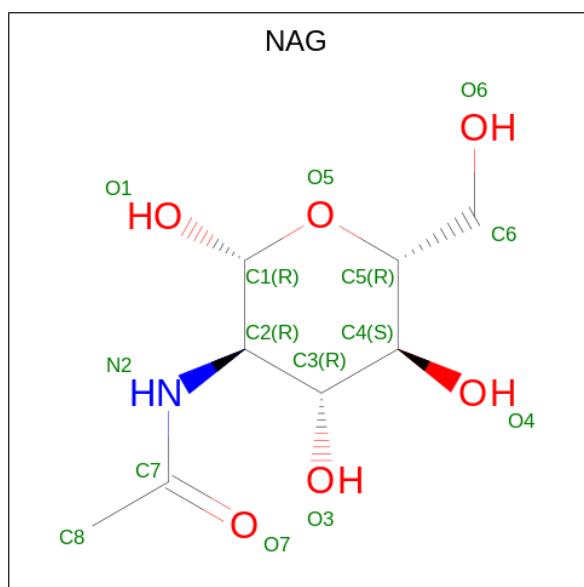
Chain	Residue	Modelled	Actual	Comment	Reference
D	741	HIS	-	expression tag	UNP Q9BYF1
D	742	HIS	-	expression tag	UNP Q9BYF1
D	743	HIS	-	expression tag	UNP Q9BYF1
D	744	HIS	-	expression tag	UNP Q9BYF1
D	745	HIS	-	expression tag	UNP Q9BYF1
D	746	HIS	-	expression tag	UNP Q9BYF1

- Molecule 3 is an oligosaccharide called 2-acetamido-2-deoxy-beta-D-glucopyranose-(1-4)-2-acetamido-2-deoxy-beta-D-glucopyranose.



Mol	Chain	Residues	Atoms				AltConf	Trace
			Total	C	N	O		
3	V	2	28	16	2	10	0	0
3	E	2	28	16	2	10	0	0
3	F	2	28	16	2	10	0	0
3	G	2	28	16	2	10	0	0
3	H	2	28	16	2	10	0	0
3	I	2	28	16	2	10	0	0
3	J	2	28	16	2	10	0	0
3	K	2	28	16	2	10	0	0
3	L	2	28	16	2	10	0	0
3	M	2	28	16	2	10	0	0
3	O	2	28	16	2	10	0	0
3	P	2	28	16	2	10	0	0
3	Q	2	28	16	2	10	0	0
3	R	2	28	16	2	10	0	0
3	S	2	28	16	2	10	0	0
3	T	2	28	16	2	10	0	0

- Molecule 4 is 2-acetamido-2-deoxy-beta-D-glucopyranose (three-letter code: NAG) (formula:  $C_8H_{15}NO_6$ ).



Mol	Chain	Residues	Atoms				AltConf
			Total	C	N	O	
4	A	1	98	56	7	35	0
4	A	1	98	56	7	35	0
4	A	1	98	56	7	35	0
4	A	1	98	56	7	35	0
4	A	1	98	56	7	35	0
4	A	1	98	56	7	35	0
4	A	1	98	56	7	35	0
4	A	1	98	56	7	35	0
4	B	1	154	88	11	55	0
4	B	1	154	88	11	55	0
4	B	1	154	88	11	55	0
4	B	1	154	88	11	55	0
4	B	1	154	88	11	55	0
4	B	1	154	88	11	55	0
4	B	1	154	88	11	55	0

*Continued on next page...*

*Continued from previous page...*

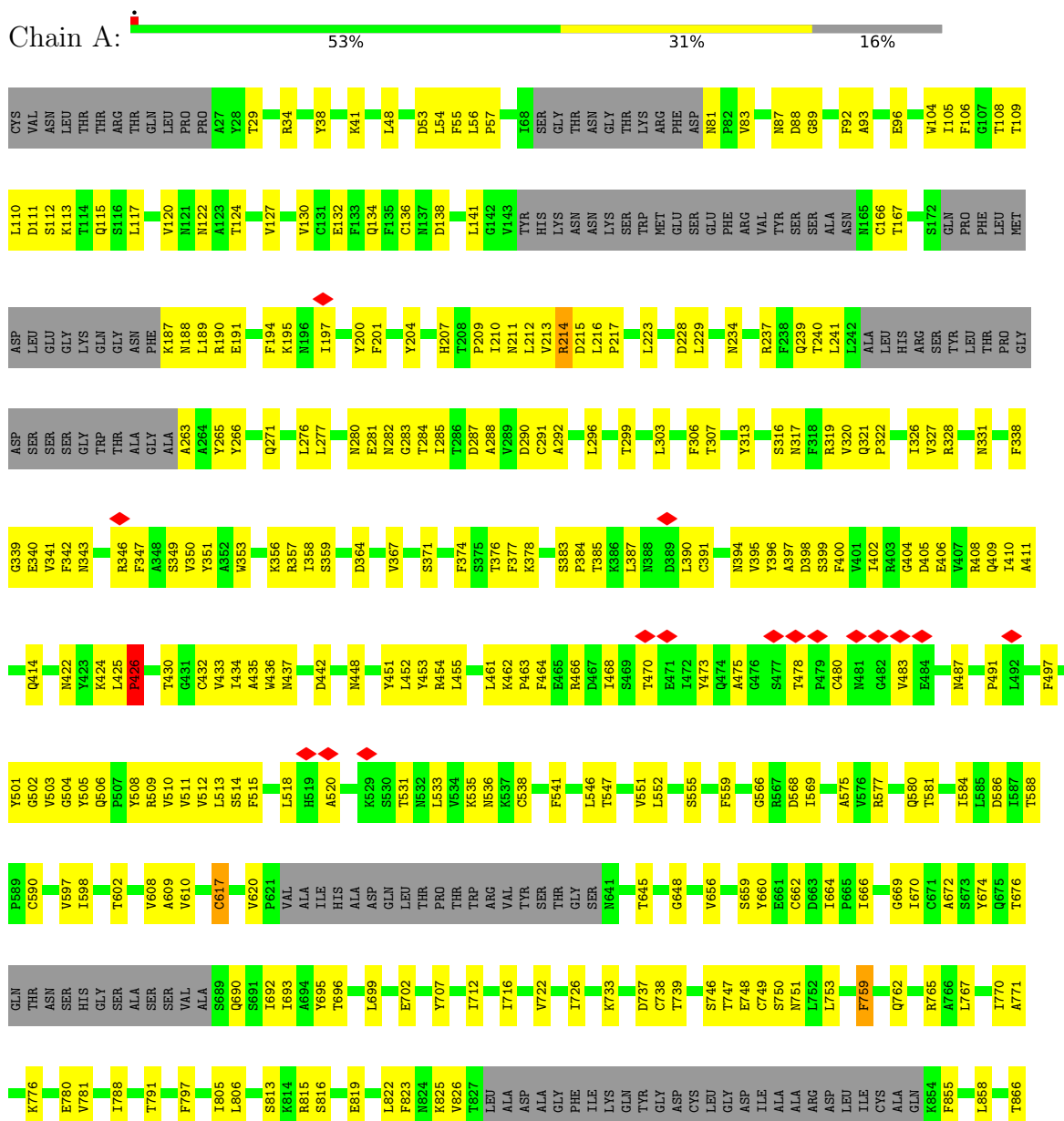
Mol	Chain	Residues	Atoms				AltConf
			Total	C	N	O	
4	B	1	Total 154	C 88	N 11	O 55	0
4	B	1	Total 154	C 88	N 11	O 55	0
4	B	1	Total 154	C 88	N 11	O 55	0
4	B	1	Total 154	C 88	N 11	O 55	0
4	C	1	Total 126	C 72	N 9	O 45	0
4	C	1	Total 126	C 72	N 9	O 45	0
4	C	1	Total 126	C 72	N 9	O 45	0
4	C	1	Total 126	C 72	N 9	O 45	0
4	C	1	Total 126	C 72	N 9	O 45	0
4	C	1	Total 126	C 72	N 9	O 45	0
4	C	1	Total 126	C 72	N 9	O 45	0
4	C	1	Total 126	C 72	N 9	O 45	0
4	C	1	Total 126	C 72	N 9	O 45	0
4	C	1	Total 126	C 72	N 9	O 45	0



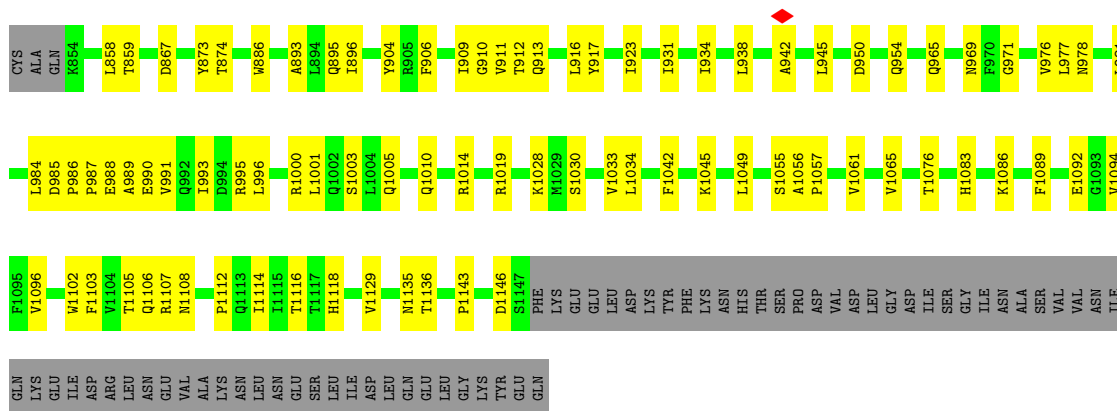
### 3 Residue-property plots

These plots are drawn for all protein, RNA, DNA and oligosaccharide chains in the entry. The first graphic for a chain summarises the proportions of the various outlier classes displayed in the second graphic. The second graphic shows the sequence view annotated by issues in geometry and atom inclusion in map density. Residues are color-coded according to the number of geometric quality criteria for which they contain at least one outlier: green = 0, yellow = 1, orange = 2 and red = 3 or more. A red diamond above a residue indicates a poor fit to the EM map for this residue (all-atom inclusion < 40%). Stretches of 2 or more consecutive residues without any outlier are shown as a green connector. Residues present in the sample, but not in the model, are shown in grey.


#### • Molecule 1: Spike glycoprotein

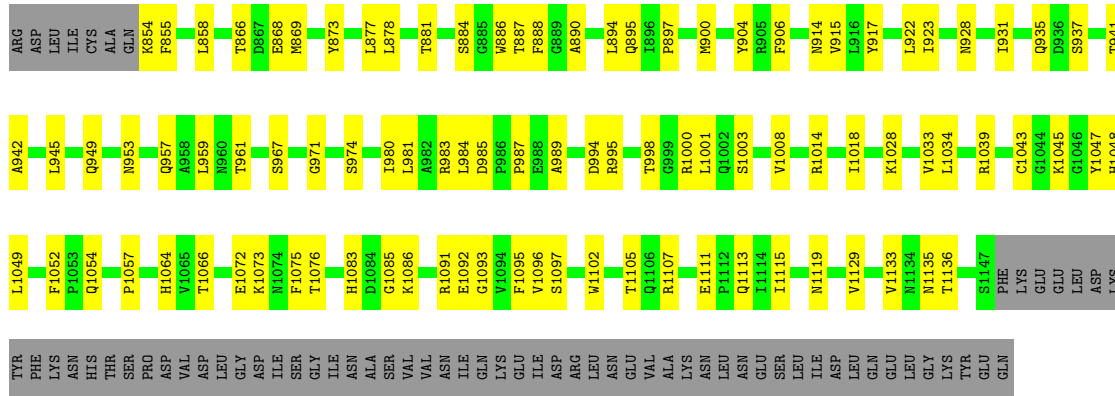







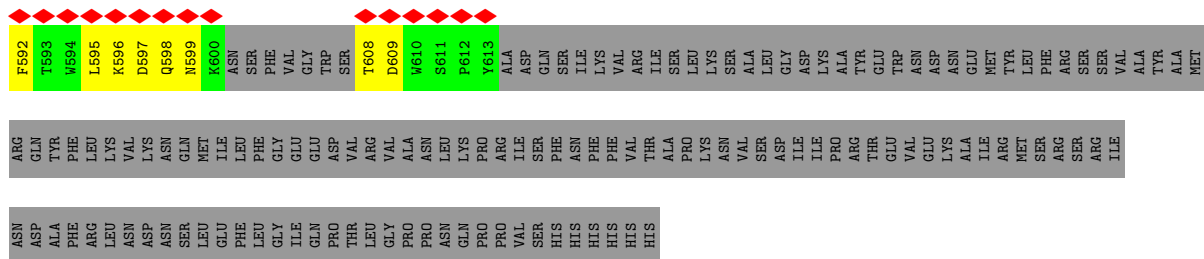
• Molecule 1: Spike glycoprotein





• Molecule 2: Angiotensin-converting enzyme 2





• Molecule 3: 2-acetamido-2-deoxy-beta-D-glucopyranose-(1-4)-2-acetamido-2-deoxy-beta-D-glucopyranose



• Molecule 3: 2-acetamido-2-deoxy-beta-D-glucopyranose-(1-4)-2-acetamido-2-deoxy-beta-D-glucopyranose



• Molecule 3: 2-acetamido-2-deoxy-beta-D-glucopyranose-(1-4)-2-acetamido-2-deoxy-beta-D-glucopyranose



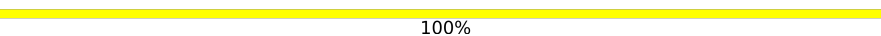
• Molecule 3: 2-acetamido-2-deoxy-beta-D-glucopyranose-(1-4)-2-acetamido-2-deoxy-beta-D-glucopyranose



• Molecule 3: 2-acetamido-2-deoxy-beta-D-glucopyranose-(1-4)-2-acetamido-2-deoxy-beta-D-glucopyranose



- Molecule 3: 2-acetamido-2-deoxy-beta-D-glucopyranose-(1-4)-2-acetamido-2-deoxy-beta-D-glucopyranose

Chain I:  100%

MAG1  
MAG2

- Molecule 3: 2-acetamido-2-deoxy-beta-D-glucopyranose-(1-4)-2-acetamido-2-deoxy-beta-D-glucopyranose

Chain J:  100%

MAG1  
MAG2

- Molecule 3: 2-acetamido-2-deoxy-beta-D-glucopyranose-(1-4)-2-acetamido-2-deoxy-beta-D-glucopyranose

Chain K:  100%

MAG1  
MAG2

- Molecule 3: 2-acetamido-2-deoxy-beta-D-glucopyranose-(1-4)-2-acetamido-2-deoxy-beta-D-glucopyranose

Chain L:  100%

MAG1  
MAG2

- Molecule 3: 2-acetamido-2-deoxy-beta-D-glucopyranose-(1-4)-2-acetamido-2-deoxy-beta-D-glucopyranose

Chain M:  100%

MAG1  
MAG2

- Molecule 3: 2-acetamido-2-deoxy-beta-D-glucopyranose-(1-4)-2-acetamido-2-deoxy-beta-D-glucopyranose

Chain O:  100%

MAG1  
MAG2

- Molecule 3: 2-acetamido-2-deoxy-beta-D-glucopyranose-(1-4)-2-acetamido-2-deoxy-beta-D-glucopyranose



- Molecule 3: 2-acetamido-2-deoxy-beta-D-glucopyranose-(1-4)-2-acetamido-2-deoxy-beta-D-glucopyranose



- Molecule 3: 2-acetamido-2-deoxy-beta-D-glucopyranose-(1-4)-2-acetamido-2-deoxy-beta-D-glucopyranose



- Molecule 3: 2-acetamido-2-deoxy-beta-D-glucopyranose-(1-4)-2-acetamido-2-deoxy-beta-D-glucopyranose



- Molecule 3: 2-acetamido-2-deoxy-beta-D-glucopyranose-(1-4)-2-acetamido-2-deoxy-beta-D-glucopyranose



## 4 Experimental information

Property	Value	Source
EM reconstruction method	SINGLE PARTICLE	Depositor
Imposed symmetry	POINT, Not provided	
Number of particles used	64541	Depositor
Resolution determination method	FSC 0.143 CUT-OFF	Depositor
CTF correction method	PHASE FLIPPING AND AMPLITUDE CORRECTION	Depositor
Microscope	FEI TITAN KRIOS	Depositor
Voltage (kV)	300	Depositor
Electron dose ( $e^-/\text{\AA}^2$ )	80, 80	Depositor
Minimum defocus (nm)	Not provided	
Maximum defocus (nm)	Not provided	
Magnification	Not provided	
Image detector	GATAN K2 QUANTUM (4k x 4k), GATAN K3 (6k x 4k)	Depositor
Maximum map value	2.498	Depositor
Minimum map value	-1.064	Depositor
Average map value	0.000	Depositor
Map value standard deviation	0.053	Depositor
Recommended contour level	0.45	Depositor
Map size ( $\text{\AA}$ )	489.6, 489.6, 489.6	wwPDB
Map dimensions	360, 360, 360	wwPDB
Map angles ( $^\circ$ )	90.0, 90.0, 90.0	wwPDB
Pixel spacing ( $\text{\AA}$ )	1.36, 1.36, 1.36	Depositor



## 5 Model quality [i](#)

### 5.1 Standard geometry [i](#)

Bond lengths and bond angles in the following residue types are not validated in this section: NAG

The Z score for a bond length (or angle) is the number of standard deviations the observed value is removed from the expected value. A bond length (or angle) with  $|Z| > 5$  is considered an outlier worth inspection. RMSZ is the root-mean-square of all Z scores of the bond lengths (or angles).

Mol	Chain	Bond lengths		Bond angles	
		RMSZ	# Z  >5	RMSZ	# Z  >5
1	A	0.45	0/7958	0.58	0/10830
1	B	0.45	0/7991	0.59	1/10875 (0.0%)
1	C	0.44	0/8009	0.58	1/10899 (0.0%)
2	D	1.55	7/4851 (0.1%)	0.59	0/6580
All	All	0.75	7/28809 (0.0%)	0.58	2/39184 (0.0%)

Chiral center outliers are detected by calculating the chiral volume of a chiral center and verifying if the center is modelled as a planar moiety or with the opposite hand. A planarity outlier is detected by checking planarity of atoms in a peptide group, atoms in a mainchain group or atoms of a sidechain that are expected to be planar.

Mol	Chain	#Chirality outliers	#Planarity outliers
1	A	0	6
1	B	0	3
1	C	0	3
2	D	0	7
All	All	0	19

All (7) bond length outliers are listed below:

Mol	Chain	Res	Type	Atoms	Z	Observed(Å)	Ideal(Å)
2	D	437	ASN	CB-CG	58.77	2.86	1.51
2	D	279	TYR	CD1-CE1	49.45	2.13	1.39
2	D	279	TYR	CD2-CE2	46.33	2.08	1.39
2	D	279	TYR	CE2-CZ	32.59	1.80	1.38
2	D	279	TYR	CE1-CZ	30.81	1.78	1.38
2	D	279	TYR	CG-CD2	24.38	1.70	1.39
2	D	279	TYR	CG-CD1	23.05	1.69	1.39

All (2) bond angle outliers are listed below:

Mol	Chain	Res	Type	Atoms	Z	Observed(°)	Ideal(°)
1	C	1107	ARG	NE-CZ-NH1	-6.08	117.26	120.30
1	B	110	LEU	CA-CB-CG	5.16	127.17	115.30

There are no chirality outliers.

All (19) planarity outliers are listed below:

Mol	Chain	Res	Type	Group
1	A	136	CYS	Peptide
1	A	331	ASN	Peptide
1	A	426	PRO	Peptide
1	A	617	CYS	Peptide
1	A	662	CYS	Peptide
1	A	759	PHE	Peptide
1	B	601	GLY	Peptide
1	B	605	SER	Peptide
1	B	661	GLU	Peptide
1	C	390	LEU	Peptide
1	C	590	CYS	Peptide
1	C	655	HIS	Peptide
2	D	181	GLU	Peptide
2	D	306	ARG	Peptide
2	D	440	LEU	Peptide
2	D	473	TRP	Peptide
2	D	477	TRP	Peptide
2	D	478	TRP	Peptide
2	D	495	GLU	Peptide

## 5.2 Too-close contacts [i](#)

In the following table, the Non-H and H(model) columns list the number of non-hydrogen atoms and hydrogen atoms in the chain respectively. The H(added) column lists the number of hydrogen atoms added and optimized by MolProbity. The Clashes column lists the number of clashes within the asymmetric unit, whereas Symm-Clashes lists symmetry-related clashes.

Mol	Chain	Non-H	H(model)	H(added)	Clashes	Symm-Clashes
1	A	7782	0	7598	279	0
1	B	7814	0	7622	287	0
1	C	7831	0	7639	271	0
2	D	4724	0	4517	312	0
3	E	28	0	25	0	0
3	F	28	0	25	1	0
3	G	28	0	25	0	0

*Continued on next page...*

Continued from previous page...

Mol	Chain	Non-H	H(model)	H(added)	Clashes	Symm-Clashes
3	H	28	0	25	1	0
3	I	28	0	25	1	0
3	J	28	0	25	0	0
3	K	28	0	25	0	0
3	L	28	0	25	1	0
3	M	28	0	25	1	0
3	O	28	0	25	0	0
3	P	28	0	25	2	0
3	Q	28	0	25	1	0
3	R	28	0	25	0	0
3	S	28	0	25	0	0
3	T	28	0	25	0	0
3	V	28	0	25	1	0
4	A	98	0	89	4	0
4	B	154	0	143	5	0
4	C	126	0	117	1	0
All	All	28977	0	28125	1110	0

The all-atom clashscore is defined as the number of clashes found per 1000 atoms (including hydrogen atoms). The all-atom clashscore for this structure is 19.

All (1110) close contacts within the same asymmetric unit are listed below, sorted by their clash magnitude.

Atom-1	Atom-2	Interatomic distance (Å)	Clash overlap (Å)
2:D:279:TYR:CZ	2:D:279:TYR:CE2	1.80	1.68
2:D:279:TYR:CZ	2:D:279:TYR:CE1	1.78	1.63
2:D:279:TYR:CE2	2:D:279:TYR:CD2	2.08	1.42
2:D:279:TYR:CE1	2:D:279:TYR:CD1	2.13	1.35
2:D:279:TYR:CE1	2:D:437:ASN:CG	2.19	1.16
2:D:279:TYR:CE2	2:D:437:ASN:CB	2.30	1.14
2:D:276:THR:N	2:D:445:THR:H	1.47	1.12
2:D:276:THR:H	2:D:445:THR:N	1.48	1.11
2:D:279:TYR:CD2	2:D:437:ASN:CB	2.33	1.10
2:D:279:TYR:CZ	2:D:437:ASN:CG	2.27	1.09
2:D:279:TYR:CD1	2:D:437:ASN:CG	2.28	1.06
2:D:279:TYR:CZ	2:D:437:ASN:CB	2.41	1.04
2:D:279:TYR:CE2	2:D:437:ASN:ND2	2.26	1.03
2:D:279:TYR:CD1	2:D:437:ASN:CB	2.44	1.01
2:D:279:TYR:CD2	2:D:437:ASN:CG	2.34	1.00
1:B:379:CYS:HA	1:B:432:CYS:HB3	1.44	1.00
2:D:279:TYR:CE2	2:D:437:ASN:CG	2.35	0.99

Continued on next page...

*Continued from previous page...*

Atom-1	Atom-2	Interatomic distance (Å)	Clash overlap (Å)
2:D:279:TYR:CE2	2:D:437:ASN:HB2	1.95	0.98
2:D:279:TYR:CG	2:D:437:ASN:CB	2.47	0.97
2:D:279:TYR:CG	2:D:437:ASN:CG	2.38	0.97
2:D:279:TYR:CD1	2:D:437:ASN:OD1	2.19	0.96
2:D:279:TYR:CE1	2:D:437:ASN:CB	2.49	0.96
2:D:279:TYR:CD2	2:D:437:ASN:HB3	2.01	0.94
2:D:474:MET:HG3	2:D:497:TYR:HB2	1.54	0.90
1:A:983:ARG:HE	1:C:390:LEU:HD13	1.38	0.89
2:D:279:TYR:HD1	2:D:440:LEU:HB3	1.37	0.88
1:A:402:ILE:HD13	1:A:510:VAL:HG23	1.56	0.88
2:D:174:LYS:HD3	2:D:177:ARG:HH11	1.38	0.86
1:A:722:VAL:HG22	1:A:1065:VAL:HG22	1.56	0.86
2:D:37:GLU:O	2:D:41:TYR:HB3	1.75	0.86
2:D:503:LEU:HB2	2:D:506:VAL:HG12	1.58	0.85
1:B:37:TYR:OH	1:B:195:LYS:NZ	2.09	0.85
1:C:675:GLN:O	1:C:690:GLN:HA	1.76	0.85
2:D:277:ASN:HD22	2:D:445:THR:HG23	1.41	0.85
1:A:660:TYR:H	1:A:695:TYR:HE2	1.24	0.85
2:D:384:ALA:HB1	2:D:558:LEU:HD13	1.58	0.84
2:D:201:ASP:HA	2:D:204:ARG:HG2	1.60	0.84
1:B:988:GLU:HA	1:B:991:VAL:HG12	1.58	0.84
1:C:356:LYS:HB3	1:C:397:ALA:HB3	1.58	0.84
2:D:275:TRP:HA	2:D:444:LEU:HA	1.60	0.83
1:B:394:ASN:ND2	1:C:200:TYR:OH	2.11	0.83
1:A:195:LYS:HE2	1:A:197:ILE:HB	1.61	0.82
1:C:86:PHE:H	1:C:237:ARG:HA	1.44	0.82
4:A:1304:NAG:H61	1:C:558:LYS:HE3	1.61	0.82
1:B:357:ARG:NH1	1:B:359:SER:OG	2.12	0.82
1:C:206:LYS:HZ2	1:C:222:ALA:H	1.25	0.81
1:C:81:ASN:O	1:C:239:GLN:NE2	2.15	0.80
1:B:1116:THR:HG22	1:B:1118:HIS:H	1.47	0.80
2:D:279:TYR:CG	2:D:437:ASN:HB3	2.16	0.80
1:B:369:TYR:OH	1:B:388:ASN:ND2	2.14	0.80
1:C:523:THR:HG23	1:C:524:VAL:HG23	1.63	0.79
1:B:601:GLY:N	1:B:604:THR:OG1	2.15	0.78
2:D:279:TYR:CD1	2:D:440:LEU:HB3	2.17	0.78
1:B:391:CYS:HA	1:B:525:CYS:HB3	1.65	0.78
2:D:276:THR:N	2:D:446:ILE:H	1.82	0.78
1:B:725:GLU:OE1	1:B:1028:LYS:NZ	2.16	0.78
1:C:543:PHE:HD2	1:C:576:VAL:HG11	1.49	0.78
1:C:53:ASP:OD1	1:C:54:LEU:N	2.16	0.78

*Continued on next page...*

*Continued from previous page...*

Atom-1	Atom-2	Interatomic distance (Å)	Clash overlap (Å)
2:D:460:ARG:HH22	2:D:511:SER:HA	1.49	0.78
1:C:813:SER:OG	1:C:868:GLU:OE1	2.01	0.77
1:C:391:CYS:HA	1:C:525:CYS:HB3	1.67	0.77
1:A:406:GLU:HA	1:A:409:GLN:HB3	1.67	0.77
1:B:1129:VAL:HG23	1:C:917:TYR:HB3	1.66	0.76
2:D:459:TRP:HZ2	2:D:473:TRP:HB3	1.49	0.76
2:D:279:TYR:CD1	2:D:437:ASN:HA	2.19	0.76
1:A:402:ILE:HD11	1:A:508:TYR:HB2	1.68	0.76
2:D:306:ARG:HD3	2:D:307:ILE:H	1.51	0.76
1:C:409:GLN:HA	1:C:414:GLN:HG2	1.68	0.76
2:D:277:ASN:H	2:D:444:LEU:H	1.32	0.76
1:A:195:LYS:O	1:A:201:PHE:HA	1.85	0.75
1:A:518:LEU:HD23	1:A:520:ALA:H	1.51	0.75
1:A:737:ASP:OD1	1:A:738:CYS:N	2.19	0.75
2:D:482:ARG:HG2	2:D:488:VAL:HG12	1.68	0.75
1:C:131:CYS:N	1:C:166:CYS:SG	2.59	0.75
2:D:306:ARG:O	2:D:308:PHE:N	2.19	0.75
2:D:279:TYR:CE1	2:D:437:ASN:CA	2.70	0.75
1:C:128:ILE:HD13	1:C:170:TYR:HB3	1.69	0.74
1:C:414:GLN:HG3	1:C:415:THR:H	1.52	0.74
2:D:276:THR:HG22	2:D:442:GLN:HG2	1.69	0.74
1:A:120:VAL:HG23	1:A:127:VAL:HG23	1.68	0.74
1:B:99:ASN:O	1:B:102:ARG:NH1	2.20	0.74
1:B:995:ARG:NH2	1:C:994:ASP:OD2	2.21	0.74
1:B:31:SER:HB3	1:B:62:VAL:HG21	1.70	0.73
1:A:555:SER:HB3	1:A:586:ASP:HB2	1.70	0.73
1:A:398:ASP:HB3	1:A:512:VAL:HB	1.69	0.73
1:C:725:GLU:OE2	1:C:1028:LYS:NZ	2.21	0.73
2:D:279:TYR:CZ	2:D:437:ASN:HB2	2.21	0.73
2:D:277:ASN:HB3	2:D:445:THR:HG23	1.70	0.72
1:A:122:ASN:ND2	1:A:124:THR:OG1	2.23	0.72
1:A:358:ILE:HG23	1:A:395:VAL:HG23	1.71	0.72
1:B:601:GLY:O	1:B:604:THR:N	2.20	0.72
1:A:138:ASP:HB3	1:A:141:LEU:HA	1.72	0.72
1:B:699:LEU:HB3	1:C:873:TYR:HE1	1.54	0.72
2:D:296:ALA:O	2:D:302:TRP:NE1	2.23	0.72
1:A:826:VAL:HG11	1:A:1057:PRO:HG2	1.71	0.71
1:A:34:ARG:NH2	1:A:191:GLU:OE2	2.24	0.71
1:A:356:LYS:HB3	1:A:397:ALA:HB3	1.71	0.71
1:B:985:ASP:OD1	1:B:986:PRO:HD3	1.90	0.71
1:C:403:ARG:HB3	1:C:406:GLU:HG2	1.73	0.71

*Continued on next page...*

Continued from previous page...

Atom-1	Atom-2	Interatomic distance (Å)	Clash overlap (Å)
2:D:274:PHE:HB3	2:D:445:THR:HA	1.72	0.71
1:B:85:PRO:HB3	1:B:237:ARG:HG2	1.72	0.71
2:D:279:TYR:CZ	2:D:437:ASN:ND2	2.58	0.71
2:D:505:HIS:HD1	2:D:510:TYR:HD2	1.37	0.71
1:C:643:PHE:HB2	1:C:655:HIS:CE1	2.25	0.71
1:A:1017:GLU:OE2	1:B:1019:ARG:NH1	2.23	0.71
2:D:511:SER:H	2:D:514:ARG:NH2	1.88	0.71
1:C:854:LYS:HG3	1:C:855:PHE:HD1	1.56	0.70
2:D:441:LYS:O	2:D:443:ALA:N	2.22	0.70
2:D:234:LYS:O	2:D:238:GLU:HB2	1.92	0.70
2:D:457:GLU:OE2	2:D:460:ARG:NH2	2.23	0.70
1:A:866:THR:O	1:A:869:MET:N	2.24	0.70
2:D:416:LYS:HA	2:D:419:LYS:HG3	1.73	0.70
1:B:128:ILE:HD12	1:B:170:TYR:HD2	1.56	0.70
1:B:375:SER:OG	1:B:435:ALA:O	2.09	0.70
1:B:108:THR:HG22	1:B:109:THR:HG23	1.74	0.70
2:D:297:MET:HA	2:D:302:TRP:CD1	2.26	0.70
1:A:776:LYS:O	1:A:780:GLU:HG2	1.91	0.70
1:A:367:VAL:O	1:A:371:SER:HB3	1.92	0.70
1:A:674:TYR:HD1	1:A:692:ILE:HD13	1.57	0.70
1:B:1045:LYS:NZ	1:C:890:ALA:O	2.24	0.70
1:C:52:GLN:HG2	1:C:274:THR:HG22	1.73	0.70
2:D:302:TRP:HA	2:D:306:ARG:HD2	1.74	0.70
2:D:70:SER:HA	2:D:73:LEU:HD12	1.74	0.69
2:D:42:GLN:HA	2:D:45:LEU:HB3	1.74	0.69
1:A:296:LEU:HB2	1:A:608:VAL:HG21	1.75	0.69
2:D:279:TYR:CD1	2:D:437:ASN:CA	2.75	0.69
2:D:307:ILE:O	2:D:311:ALA:N	2.21	0.69
1:B:416:GLY:O	1:B:420:ASP:N	2.26	0.69
2:D:583:PRO:HA	2:D:586:ASN:HB2	1.74	0.69
1:B:722:VAL:HG22	1:B:1065:VAL:HG22	1.74	0.68
1:B:730:SER:OG	1:B:731:MET:N	2.24	0.68
2:D:510:TYR:HD1	2:D:514:ARG:HH21	1.41	0.68
2:D:276:THR:HA	2:D:442:GLN:HA	1.75	0.68
1:A:405:ASP:OD1	1:A:408:ARG:NH2	2.26	0.68
1:A:1103:PHE:CD2	1:A:1112:PRO:HB3	2.29	0.68
2:D:595:LEU:HB3	2:D:599:ASN:HD21	1.57	0.68
2:D:307:ILE:HD12	2:D:310:GLU:HB2	1.73	0.68
2:D:481:LYS:O	2:D:486:GLY:N	2.19	0.68
1:B:607:GLN:HG2	1:B:652:GLY:HA3	1.75	0.68
1:C:716:ILE:HD11	1:C:1073:LYS:HD3	1.76	0.68

Continued on next page...

*Continued from previous page...*

Atom-1	Atom-2	Interatomic distance (Å)	Clash overlap (Å)
1:B:196:ASN:ND2	1:B:233:ILE:O	2.27	0.68
1:C:887:THR:HG21	1:C:894:LEU:HD12	1.76	0.68
2:D:276:THR:H	2:D:445:THR:H	0.73	0.67
1:B:125:ASN:OD1	1:B:172:SER:OG	2.13	0.67
1:A:770:ILE:HD11	1:A:1012:LEU:HD23	1.75	0.67
2:D:277:ASN:ND2	2:D:445:THR:HG23	2.09	0.67
1:B:773:GLU:OE1	1:B:1019:ARG:NH1	2.28	0.67
1:C:91:TYR:OH	1:C:191:GLU:OE1	2.09	0.67
1:B:215:ASP:OD1	1:B:216:LEU:N	2.27	0.67
1:C:358:ILE:HB	1:C:395:VAL:HB	1.77	0.67
2:D:226:VAL:O	2:D:230:PHE:HB2	1.95	0.66
2:D:230:PHE:HA	2:D:233:ILE:HG22	1.77	0.66
2:D:510:TYR:HE1	2:D:514:ARG:HE	1.43	0.66
1:B:119:ILE:HG22	1:B:128:ILE:HG12	1.77	0.66
2:D:37:GLU:O	2:D:41:TYR:CB	2.43	0.66
1:C:1135:ASN:OD1	1:C:1136:THR:N	2.24	0.66
1:A:813:SER:O	1:A:815:ARG:N	2.24	0.66
1:A:214:ARG:NH1	1:A:215:ASP:OD1	2.29	0.66
1:B:825:LYS:HE3	1:B:825:LYS:HA	1.78	0.66
1:C:280:ASN:ND2	1:C:281:GLU:OE1	2.29	0.66
1:A:1107:ARG:HH21	1:B:886:TRP:HH2	1.42	0.66
2:D:475:LYS:HZ3	2:D:495:GLU:HA	1.60	0.66
1:C:777:ASN:HA	1:C:780:GLU:OE1	1.96	0.66
1:A:130:VAL:H	1:A:166:CYS:HA	1.59	0.66
1:A:290:ASP:OD1	1:A:292:ALA:N	2.23	0.66
2:D:458:LYS:HA	2:D:461:TRP:HE3	1.60	0.66
1:B:644:GLN:NE2	1:B:649:CYS:SG	2.70	0.65
2:D:32:PHE:O	2:D:36:ALA:CB	2.45	0.65
2:D:419:LYS:HG2	2:D:424:LEU:HD23	1.79	0.65
1:C:666:ILE:HD11	1:C:672:ALA:HB2	1.78	0.65
1:B:1135:ASN:OD1	1:B:1136:THR:N	2.29	0.65
2:D:474:MET:O	2:D:493:HIS:ND1	2.29	0.65
1:A:432:CYS:SG	1:A:433:VAL:N	2.70	0.65
2:D:80:ALA:O	2:D:101:GLN:NE2	2.30	0.65
1:A:738:CYS:SG	1:A:739:THR:N	2.70	0.65
1:C:166:CYS:HB3	1:C:169:GLU:HB2	1.78	0.65
2:D:54:ILE:HG13	2:D:341:LYS:HD2	1.78	0.65
2:D:573:VAL:HG13	2:D:574:VAL:HG23	1.78	0.64
1:A:922:LEU:HD11	1:A:926:GLN:HE21	1.61	0.64
1:B:965:GLN:NE2	1:B:1003:SER:OG	2.27	0.64
2:D:227:GLU:O	2:D:231:GLU:N	2.28	0.64

*Continued on next page...*

*Continued from previous page...*

Atom-1	Atom-2	Interatomic distance (Å)	Clash overlap (Å)
1:A:917:TYR:HB3	1:C:1129:VAL:HG23	1.79	0.64
1:C:353:TRP:HZ3	1:C:355:ARG:HD3	1.63	0.64
2:D:461:TRP:HD1	2:D:465:LYS:NZ	1.95	0.64
1:A:969:ASN:HA	1:A:975:SER:OG	1.97	0.64
1:B:44:ARG:HB2	1:B:279:TYR:HD2	1.62	0.64
1:B:133:PHE:CD1	1:B:136:CYS:HB2	2.32	0.64
1:C:1093:GLY:HA3	1:C:1105:THR:O	1.97	0.64
1:B:38:TYR:HE1	1:B:285:ILE:HG13	1.62	0.64
1:A:287:ASP:OD1	1:A:288:ALA:N	2.28	0.64
1:C:328:ARG:NH1	1:C:530:SER:OG	2.31	0.64
1:C:949:GLN:O	1:C:953:ASN:ND2	2.31	0.64
1:B:726:ILE:HD12	1:B:1061:VAL:HG22	1.80	0.64
2:D:269:ASP:HB2	2:D:272:GLY:HA2	1.80	0.64
2:D:278:LEU:HB2	2:D:444:LEU:HD12	1.80	0.64
1:A:430:THR:OG1	1:A:515:PHE:O	2.11	0.63
2:D:31:LYS:O	2:D:35:GLU:HG3	1.97	0.63
1:C:34:ARG:HG3	1:C:216:LEU:HD12	1.81	0.63
1:C:640:SER:OG	1:C:641:ASN:N	2.31	0.63
1:A:434:ILE:HD11	1:A:513:LEU:HD11	1.80	0.63
1:C:345:THR:HG23	1:C:346:ARG:HG2	1.81	0.63
1:B:94:SER:HA	1:B:265:TYR:HA	1.80	0.63
2:D:504:PHE:O	2:D:508:ASN:ND2	2.31	0.63
2:D:32:PHE:O	2:D:36:ALA:HB2	1.99	0.62
2:D:277:ASN:OD1	2:D:278:LEU:N	2.32	0.62
2:D:597:ASP:OD1	2:D:598:GLN:NE2	2.32	0.62
1:B:318:PHE:O	1:B:594:GLY:HA2	1.98	0.62
1:C:302:THR:HG21	1:C:315:THR:HG22	1.81	0.62
1:B:418:ILE:HA	1:B:422:ASN:HB2	1.82	0.62
1:B:986:PRO:HB2	1:B:987:PRO:HD2	1.82	0.62
1:A:448:ASN:HB2	1:A:497:PHE:HB2	1.82	0.62
1:A:475:ALA:N	1:A:487:ASN:O	2.31	0.62
1:A:805:ILE:HG23	1:A:1054:GLN:HE22	1.63	0.62
1:C:804:GLN:HG3	1:C:935:GLN:NE2	2.15	0.62
1:C:725:GLU:OE1	1:C:1064:HIS:NE2	2.27	0.62
2:D:39:LEU:HD22	2:D:69:TRP:HE3	1.64	0.62
1:A:935:GLN:O	1:A:939:SER:N	2.33	0.62
1:C:100:ILE:O	1:C:243:ALA:N	2.31	0.62
1:C:643:PHE:HB2	1:C:655:HIS:ND1	2.15	0.62
2:D:41:TYR:OH	2:D:355:ASP:OD2	2.16	0.62
2:D:248:LEU:HG	2:D:256:ILE:HG21	1.83	0.61
1:A:806:LEU:HD23	1:A:878:LEU:HD23	1.82	0.61

*Continued on next page...*



*Continued from previous page...*

Atom-1	Atom-2	Interatomic distance (Å)	Clash overlap (Å)
1:C:715:PRO:HA	1:C:1072:GLU:HA	1.82	0.61
2:D:225:ASP:O	2:D:516:TYR:OH	2.18	0.61
1:B:612:TYR:HB3	1:B:615:VAL:HB	1.81	0.61
1:A:805:ILE:HG23	1:A:1054:GLN:NE2	2.14	0.61
1:B:971:GLY:O	1:B:995:ARG:NH1	2.34	0.61
2:D:227:GLU:HA	2:D:230:PHE:HB3	1.81	0.61
1:A:109:THR:HG22	1:A:113:LYS:HE2	1.83	0.61
1:C:101:ILE:HD11	1:C:240:THR:OG1	2.00	0.61
1:C:478:THR:OG1	1:C:486:PHE:O	2.19	0.61
1:A:81:ASN:O	1:A:239:GLN:NE2	2.34	0.61
1:A:815:ARG:HG2	1:A:816:SER:H	1.65	0.61
2:D:275:TRP:CE2	2:D:449:THR:HB	2.36	0.61
1:C:106:PHE:HB2	1:C:117:LEU:HB3	1.82	0.61
2:D:225:ASP:HA	2:D:228:HIS:HB3	1.83	0.61
2:D:518:ARG:O	2:D:522:GLN:HB2	2.00	0.61
1:A:400:PHE:O	1:A:509:ARG:HG3	2.01	0.61
1:C:1076:THR:O	1:C:1097:SER:OG	2.18	0.60
2:D:19:SER:OG	2:D:20:THR:N	2.34	0.60
2:D:177:ARG:O	2:D:181:GLU:HB2	1.99	0.60
1:B:168:PHE:HB3	1:B:231:ILE:HD13	1.82	0.60
1:C:742:ILE:HD11	1:C:1001:LEU:HD13	1.82	0.60
2:D:275:TRP:HA	2:D:444:LEU:CA	2.29	0.60
1:C:560:LEU:O	1:C:562:PHE:N	2.34	0.60
1:A:41:LYS:HZ2	1:C:562:PHE:HD2	1.48	0.60
1:B:115:GLN:NE2	1:B:132:GLU:OE2	2.34	0.60
2:D:460:ARG:NH2	2:D:511:SER:HA	2.15	0.60
2:D:478:TRP:O	2:D:481:LYS:N	2.32	0.60
1:A:473:TYR:HB2	1:A:491:PRO:HG3	1.84	0.60
1:C:67:ALA:O	1:C:80:ASP:N	2.34	0.60
1:C:897:PRO:HG2	1:C:900:MET:HG3	1.84	0.60
1:A:290:ASP:OD1	1:A:291:CYS:N	2.34	0.60
1:A:617:CYS:HB2	1:A:620:VAL:HB	1.84	0.60
1:A:41:LYS:HZ2	1:C:562:PHE:HB2	1.67	0.60
1:A:969:ASN:HA	1:A:975:SER:HG	1.67	0.60
1:C:866:THR:O	1:C:869:MET:N	2.35	0.60
2:D:277:ASN:N	2:D:444:LEU:H	1.99	0.60
1:A:497:PHE:HA	1:A:501:TYR:CE2	2.36	0.60
1:B:1010:GLN:OE1	1:B:1014:ARG:NH2	2.35	0.60
1:A:906:PHE:HE1	1:A:1049:LEU:HD11	1.66	0.59
1:B:604:THR:OG1	1:B:604:THR:O	2.19	0.59
2:D:526:GLN:NE2	2:D:530:CYS:SG	2.75	0.59

*Continued on next page...*

*Continued from previous page...*

Atom-1	Atom-2	Interatomic distance (Å)	Clash overlap (Å)
1:B:105:ILE:HD12	1:B:241:LEU:HD21	1.83	0.59
1:B:457:ARG:NH1	1:B:459:SER:O	2.34	0.59
1:C:100:ILE:HG22	1:C:242:LEU:HB3	1.83	0.59
1:C:379:CYS:CB	1:C:432:CYS:HA	2.32	0.59
1:C:445:VAL:HA	1:C:499:PRO:HD3	1.83	0.59
1:C:543:PHE:CD2	1:C:576:VAL:HG11	2.33	0.59
2:D:24:GLN:NE2	2:D:83:TYR:OH	2.35	0.59
3:F:1:NAG:H61	3:F:2:NAG:C7	2.32	0.59
1:A:712:ILE:HG13	1:B:896:ILE:HD13	1.85	0.59
2:D:377:GLY:HA3	2:D:408:MET:HG3	1.83	0.59
1:A:505:TYR:HD2	2:D:353:LYS:HZ3	1.51	0.59
1:A:577:ARG:HB3	1:A:584:ILE:HD13	1.85	0.59
1:B:409:GLN:NE2	1:B:416:GLY:HA3	2.17	0.59
1:C:937:SER:O	1:C:941:THR:N	2.36	0.59
1:A:56:LEU:HD12	1:A:57:PRO:HD2	1.85	0.58
1:A:383:SER:OG	1:A:385:THR:OG1	2.20	0.58
1:B:290:ASP:OD1	1:B:291:CYS:N	2.36	0.58
2:D:261:CYS:SG	2:D:486:GLY:HA3	2.43	0.58
2:D:279:TYR:CE1	2:D:437:ASN:OD1	2.56	0.58
1:C:1043:CYS:SG	1:C:1048:HIS:NE2	2.75	0.58
2:D:475:LYS:NZ	2:D:495:GLU:HA	2.18	0.58
1:A:868:GLU:OE2	1:A:872:GLN:NE2	2.25	0.58
1:B:44:ARG:HB2	1:B:279:TYR:CD2	2.38	0.58
1:B:351:TYR:HD2	1:B:468:ILE:HA	1.67	0.58
2:D:295:ASP:OD1	2:D:296:ALA:N	2.33	0.58
1:C:551:VAL:HG23	1:C:590:CYS:HB3	1.86	0.58
1:C:658:ASN:ND2	1:C:660:TYR:OH	2.37	0.58
2:D:36:ALA:O	2:D:40:PHE:HB3	2.02	0.58
1:A:1090:PRO:HG3	1:A:1095:PHE:CE1	2.39	0.58
1:B:100:ILE:HG13	1:B:242:LEU:HD11	1.85	0.58
1:B:346:ARG:NH1	1:B:347:PHE:O	2.37	0.58
1:A:676:THR:HG22	1:A:690:GLN:HA	1.86	0.58
1:A:480:CYS:O	1:A:483:VAL:HG22	2.04	0.58
1:B:90:VAL:HG21	1:B:238:PHE:CZ	2.39	0.58
1:B:666:ILE:HB	1:B:670:ILE:O	2.04	0.58
1:B:867:ASP:OD1	1:B:867:ASP:N	2.36	0.58
1:C:922:LEU:HD21	3:Q:1:NAG:H5	1.86	0.58
1:A:280:ASN:OD1	1:A:281:GLU:N	2.36	0.57
1:A:453:TYR:OH	2:D:34:HIS:ND1	2.20	0.57
1:C:737:ASP:OD1	1:C:738:CYS:N	2.37	0.57
1:A:666:ILE:HB	1:A:670:ILE:O	2.04	0.57

*Continued on next page...*

Continued from previous page...

Atom-1	Atom-2	Interatomic distance (Å)	Clash overlap (Å)
1:B:317:ASN:HB3	1:B:319:ARG:NH1	2.19	0.57
1:C:826:VAL:HG23	1:C:949:GLN:OE1	2.04	0.57
2:D:239:HIS:HB3	2:D:599:ASN:ND2	2.18	0.57
1:A:87:ASN:OD1	1:A:88:ASP:N	2.38	0.57
1:A:823:PHE:CD1	1:A:1057:PRO:HG3	2.38	0.57
1:A:1031:GLU:OE2	1:C:1039:ARG:NH2	2.38	0.57
1:B:535:LYS:HD3	1:B:536:ASN:H	1.70	0.57
1:C:605:SER:OG	1:C:607:GLN:OE1	2.22	0.57
2:D:310:GLU:HA	2:D:313:LYS:HG3	1.85	0.57
2:D:474:MET:SD	2:D:493:HIS:CG	2.97	0.57
2:D:475:LYS:NZ	2:D:495:GLU:OE1	2.33	0.57
1:A:432:CYS:HB3	1:A:513:LEU:HD12	1.85	0.57
1:B:329:PHE:O	1:B:580:GLN:NE2	2.37	0.57
1:B:36:VAL:HG11	1:B:220:PHE:CE1	2.40	0.57
2:D:441:LYS:C	2:D:443:ALA:H	2.08	0.57
2:D:555:PHE:HA	2:D:558:LEU:HG	1.87	0.57
1:B:95:THR:HG22	1:B:189:LEU:HD13	1.87	0.57
1:B:984:LEU:HD12	1:B:988:GLU:OE2	2.05	0.57
1:C:1111:GLU:OE2	1:C:1113:GLN:NE2	2.36	0.57
1:A:816:SER:HB2	1:A:819:GLU:OE1	2.05	0.57
1:A:1129:VAL:HG13	1:B:917:TYR:HB3	1.87	0.57
2:D:471:ASP:HB3	2:D:495:GLU:HB3	1.86	0.57
1:A:1110:TYR:CZ	1:A:1112:PRO:HG3	2.40	0.57
1:B:392:PHE:HE2	1:B:515:PHE:HB3	1.69	0.57
2:D:226:VAL:O	2:D:230:PHE:CB	2.53	0.57
2:D:376:MET:HA	2:D:379:ILE:HG22	1.87	0.57
2:D:481:LYS:HB3	2:D:487:VAL:H	1.69	0.57
2:D:234:LYS:O	2:D:238:GLU:CB	2.53	0.56
1:A:104:TRP:CD1	1:A:240:THR:HA	2.40	0.56
1:B:601:GLY:N	1:B:604:THR:HG1	2.03	0.56
2:D:183:TYR:HE2	2:D:464:PHE:HE1	1.53	0.56
1:A:188:ASN:HD21	1:A:207:HIS:CG	2.23	0.56
1:B:338:PHE:HE1	1:B:358:ILE:HG13	1.70	0.56
1:C:28:TYR:HB3	1:C:61:ASN:OD1	2.05	0.56
1:C:103:GLY:HA3	1:C:241:LEU:HB2	1.87	0.56
2:D:277:ASN:H	2:D:444:LEU:N	2.00	0.56
1:A:108:THR:OG1	4:A:1303:NAG:O6	2.23	0.56
1:A:357:ARG:NH1	1:A:394:ASN:OD1	2.38	0.56
2:D:261:CYS:SG	2:D:262:LEU:N	2.78	0.56
2:D:306:ARG:HD3	2:D:307:ILE:N	2.20	0.56
1:A:376:THR:OG1	1:A:435:ALA:O	2.22	0.56

Continued on next page...

*Continued from previous page...*

Atom-1	Atom-2	Interatomic distance (Å)	Clash overlap (Å)
1:A:874:THR:HG21	1:A:1055:SER:HB3	1.87	0.56
1:A:645:THR:OG1	1:A:648:GLY:O	2.13	0.56
1:A:38:TYR:OH	1:A:283:GLY:O	2.20	0.56
1:B:699:LEU:HB3	1:C:873:TYR:CE1	2.37	0.56
1:B:909:ILE:O	1:B:911:VAL:N	2.38	0.56
1:C:349:SER:OG	1:C:350:VAL:N	2.36	0.56
1:C:490:PHE:CE2	1:C:492:LEU:HB2	2.40	0.56
1:C:1102:TRP:CZ2	1:C:1133:VAL:HG11	2.41	0.56
2:D:471:ASP:O	2:D:475:LYS:NZ	2.39	0.56
2:D:554:LEU:HG	2:D:558:LEU:HD23	1.86	0.56
1:A:364:ASP:OD1	1:A:367:VAL:HG12	2.06	0.56
2:D:183:TYR:O	2:D:187:LYS:HE2	2.06	0.56
1:B:858:LEU:O	1:B:859:THR:HG23	2.06	0.56
1:C:971:GLY:O	1:C:995:ARG:NH1	2.39	0.56
1:A:805:ILE:HG22	1:A:878:LEU:HD21	1.87	0.55
1:B:600:PRO:HD2	1:B:607:GLN:O	2.06	0.55
1:B:448:ASN:N	1:B:497:PHE:O	2.32	0.55
2:D:204:ARG:NE	2:D:219:ARG:O	2.38	0.55
2:D:275:TRP:NE1	2:D:449:THR:HB	2.20	0.55
1:A:319:ARG:NH1	1:B:745:ASP:OD1	2.36	0.55
1:B:97:LYS:HD2	1:B:263:ALA:HA	1.89	0.55
1:B:111:ASP:O	1:B:113:LYS:HG3	2.06	0.55
1:B:124:THR:HG1	4:B:1310:NAG:HN2	1.54	0.55
1:B:605:SER:N	1:B:692:ILE:HD11	2.21	0.55
1:C:328:ARG:NH2	1:C:531:THR:O	2.39	0.55
1:A:347:PHE:HB3	1:A:509:ARG:NH1	2.21	0.55
1:B:318:PHE:O	1:B:594:GLY:CA	2.53	0.55
2:D:287:GLN:NE2	2:D:433:GLU:OE1	2.40	0.55
1:A:130:VAL:HB	1:A:167:THR:H	1.72	0.55
1:B:290:ASP:HB3	1:B:293:LEU:HB2	1.88	0.55
2:D:81:GLN:HA	2:D:101:GLN:NE2	2.22	0.55
2:D:177:ARG:HH22	2:D:497:TYR:HA	1.70	0.55
1:B:170:TYR:CE2	1:B:227:VAL:HG11	2.42	0.55
1:B:447:GLY:HA2	1:B:498:GLN:HG2	1.89	0.55
1:C:353:TRP:CZ3	1:C:355:ARG:HD3	2.41	0.55
2:D:179:LEU:O	2:D:183:TYR:HB2	2.07	0.55
2:D:188:ASN:O	2:D:192:ARG:HG2	2.06	0.55
1:C:418:ILE:H	1:C:418:ILE:HD12	1.72	0.55
2:D:279:TYR:CE1	2:D:437:ASN:HA	2.41	0.55
1:A:425:LEU:HD12	1:A:426:PRO:HD2	1.88	0.54
1:C:376:THR:HB	1:C:435:ALA:HB3	1.90	0.54

*Continued on next page...*

*Continued from previous page...*

Atom-1	Atom-2	Interatomic distance (Å)	Clash overlap (Å)
1:B:532:ASN:OD1	1:B:533:LEU:N	2.40	0.54
1:B:1083:HIS:CD2	1:B:1136:THR:HA	2.42	0.54
1:C:296:LEU:HD22	1:C:606:ASN:OD1	2.07	0.54
1:C:742:ILE:O	1:C:1000:ARG:NH1	2.39	0.54
2:D:460:ARG:HA	2:D:463:VAL:HG22	1.90	0.54
1:C:366:SER:HA	1:C:369:TYR:CE2	2.42	0.54
2:D:112:LYS:HA	2:D:115:ARG:HB2	1.89	0.54
1:A:296:LEU:O	1:A:299:THR:OG1	2.24	0.54
1:A:1142:GLN:HA	1:A:1145:LEU:HB2	1.90	0.54
1:B:66:HIS:HD2	1:B:264:ALA:HB2	1.73	0.54
1:B:759:PHE:CD2	1:B:1001:LEU:HD21	2.43	0.54
1:C:660:TYR:HB2	1:C:695:TYR:CE2	2.43	0.54
1:A:83:VAL:HG12	1:A:237:ARG:HG2	1.90	0.54
1:A:405:ASP:N	1:A:504:GLY:O	2.41	0.54
1:B:544:ASN:OD1	1:B:545:GLY:N	2.42	0.54
1:C:878:LEU:HD21	1:C:1052:PHE:HB3	1.90	0.54
2:D:276:THR:HA	2:D:442:GLN:CA	2.37	0.54
1:A:327:VAL:H	1:A:531:THR:HG22	1.73	0.53
1:A:759:PHE:HZ	1:C:1003:SER:HA	1.72	0.53
1:B:104:TRP:HE3	1:B:119:ILE:HD11	1.73	0.53
1:C:379:CYS:HB3	1:C:432:CYS:HA	1.90	0.53
1:C:402:ILE:HD11	1:C:510:VAL:HG21	1.90	0.53
2:D:237:TYR:CE1	2:D:449:THR:HG23	2.43	0.53
2:D:275:TRP:CZ2	2:D:452:PHE:HB3	2.43	0.53
1:B:570:ASP:OD1	1:B:572:THR:HG22	2.08	0.53
1:B:1102:TRP:HD1	1:B:1135:ASN:HD22	1.55	0.53
1:C:334:ASN:ND2	1:C:360:ASN:O	2.38	0.53
2:D:463:VAL:HG12	2:D:468:ILE:HG21	1.89	0.53
2:D:478:TRP:CZ3	2:D:487:VAL:HG12	2.43	0.53
1:A:376:THR:HA	1:A:378:LYS:HE2	1.90	0.53
1:A:422:ASN:ND2	1:A:454:ARG:HB3	2.24	0.53
1:A:580:GLN:OE1	1:A:581:THR:OG1	2.24	0.53
1:B:121:ASN:OD1	1:B:126:VAL:HG22	2.09	0.53
1:B:339:GLY:O	1:B:343:ASN:N	2.40	0.53
2:D:192:ARG:NH2	2:D:198:ASP:HA	2.24	0.53
2:D:505:HIS:O	2:D:510:TYR:HB3	2.08	0.53
1:A:974:SER:OG	1:A:980:ILE:HD11	2.08	0.53
1:B:822:LEU:HD22	1:B:945:LEU:HD21	1.89	0.53
2:D:277:ASN:ND2	2:D:444:LEU:O	2.42	0.53
2:D:376:MET:O	2:D:379:ILE:HG22	2.09	0.53
1:A:426:PRO:HG3	1:A:463:PRO:HB3	1.91	0.53

*Continued on next page...*

*Continued from previous page...*

Atom-1	Atom-2	Interatomic distance (Å)	Clash overlap (Å)
1:B:80:ASP:O	1:B:265:TYR:OH	2.22	0.53
2:D:97:LEU:HA	2:D:100:LEU:HB3	1.90	0.53
1:B:1107:ARG:HG3	1:B:1108:ASN:OD1	2.08	0.53
1:C:30:ASN:OD1	1:C:31:SER:N	2.41	0.53
1:C:740:MET:HA	1:C:744:GLY:HA2	1.90	0.53
1:A:702:GLU:N	1:A:702:GLU:OE1	2.42	0.53
2:D:406:GLU:HB3	2:D:522:GLN:NE2	2.24	0.53
1:A:93:ALA:HA	1:A:190:ARG:O	2.08	0.53
1:B:124:THR:OG1	4:B:1310:NAG:N2	2.33	0.53
1:B:134:GLN:OE1	1:B:134:GLN:N	2.34	0.53
2:D:439:LEU:HA	2:D:442:GLN:HB3	1.89	0.53
1:A:349:SER:OG	1:A:452:LEU:O	2.26	0.52
1:B:129:LYS:HE3	1:B:131:CYS:SG	2.49	0.52
1:C:89:GLY:HA3	1:C:270:LEU:HD12	1.89	0.52
1:C:937:SER:O	1:C:941:THR:OG1	2.25	0.52
2:D:439:LEU:O	2:D:442:GLN:N	2.42	0.52
2:D:455:MET:HG3	2:D:481:LYS:HD3	1.91	0.52
1:B:394:ASN:HD21	1:C:200:TYR:HH	1.49	0.52
1:C:31:SER:OG	1:C:60:SER:N	2.41	0.52
1:C:401:VAL:HG22	1:C:509:ARG:HG2	1.91	0.52
2:D:523:PHE:HA	2:D:526:GLN:HB3	1.92	0.52
1:A:110:LEU:HG	1:A:112:SER:H	1.74	0.52
1:A:726:ILE:HG12	1:A:1061:VAL:HG22	1.90	0.52
1:B:92:PHE:HZ	1:B:240:THR:HG1	1.55	0.52
1:B:641:ASN:ND2	1:B:653:ALA:O	2.43	0.52
2:D:55:THR:OG1	2:D:58:ASN:OD1	2.25	0.52
1:A:282:ASN:ND2	4:A:1304:NAG:O7	2.42	0.52
1:B:355:ARG:HD2	1:B:396:TYR:CD1	2.44	0.52
1:B:906:PHE:HE1	1:B:1049:LEU:HD11	1.74	0.52
1:A:826:VAL:CG1	1:A:1057:PRO:HG2	2.40	0.52
1:B:733:LYS:HE3	1:B:771:ALA:O	2.10	0.52
2:D:233:ILE:O	2:D:237:TYR:N	2.24	0.52
1:A:538:CYS:HB3	1:A:551:VAL:HG13	1.92	0.52
1:B:38:TYR:CE1	1:B:285:ILE:HG13	2.44	0.52
1:B:194:PHE:CD2	1:B:203:ILE:HG12	2.44	0.52
1:B:228:ASP:O	1:B:229:LEU:HD23	2.10	0.52
1:C:1092:GLU:OE1	1:C:1092:GLU:N	2.39	0.52
1:B:206:LYS:HB2	1:B:223:LEU:HA	1.91	0.52
1:B:392:PHE:CE2	1:B:515:PHE:HB3	2.45	0.52
1:B:656:VAL:HG12	1:B:657:ASN:H	1.75	0.52
1:A:984:LEU:HD13	1:A:988:GLU:HG3	1.92	0.52

*Continued on next page...*

*Continued from previous page...*

Atom-1	Atom-2	Interatomic distance (Å)	Clash overlap (Å)
1:B:228:ASP:OD1	1:B:229:LEU:N	2.43	0.52
1:B:592:PHE:HZ	1:C:854:LYS:HB2	1.74	0.52
1:B:105:ILE:HA	1:B:117:LEU:O	2.10	0.52
1:B:976:VAL:HG12	1:B:978:ASN:H	1.74	0.52
1:C:359:SER:HB2	1:C:523:THR:HG21	1.92	0.52
1:C:823:PHE:CD1	1:C:1057:PRO:HG3	2.45	0.52
2:D:230:PHE:HZ	2:D:484:ILE:HG23	1.74	0.52
2:D:437:ASN:O	2:D:441:LYS:HG2	2.10	0.52
1:A:228:ASP:OD1	1:A:229:LEU:N	2.43	0.51
1:A:747:THR:O	1:A:751:ASN:N	2.36	0.51
1:B:403:ARG:HD3	1:B:495:TYR:HE1	1.75	0.51
2:D:125:THR:O	2:D:129:THR:N	2.36	0.51
2:D:469:PRO:HB2	2:D:472:GLN:OE1	2.10	0.51
1:B:410:ILE:HG21	1:B:433:VAL:HG21	1.91	0.51
1:B:825:LYS:HE2	1:B:942:ALA:HB1	1.92	0.51
1:C:366:SER:N	1:C:388:ASN:OD1	2.43	0.51
2:D:182:GLU:HA	2:D:185:VAL:HG22	1.92	0.51
2:D:198:ASP:OD1	2:D:201:ASP:N	2.39	0.51
2:D:275:TRP:H	2:D:446:ILE:N	2.08	0.51
2:D:276:THR:N	2:D:445:THR:N	2.27	0.51
1:A:307:THR:HA	1:A:602:THR:HG21	1.92	0.51
1:B:27:ALA:HB3	1:B:64:TRP:HE3	1.75	0.51
1:B:281:GLU:OE1	1:B:281:GLU:N	2.41	0.51
1:B:729:VAL:HG11	1:B:781:VAL:HG11	1.90	0.51
1:C:605:SER:OG	1:C:606:ASN:N	2.43	0.51
1:A:390:LEU:HD12	1:A:391:CYS:H	1.73	0.51
1:B:502:GLY:O	1:B:506:GLN:HG3	2.10	0.51
1:C:291:CYS:HB2	1:C:298:GLU:HA	1.92	0.51
1:C:750:SER:O	1:C:754:LEU:HG	2.11	0.51
1:C:1102:TRP:HB2	1:C:1135:ASN:ND2	2.25	0.51
1:A:424:LYS:NZ	1:A:461:LEU:H	2.09	0.51
1:A:454:ARG:HD2	1:A:491:PRO:HB2	1.92	0.51
1:A:478:THR:H	1:A:487:ASN:ND2	2.08	0.51
1:A:1142:GLN:HA	1:A:1145:LEU:HD12	1.93	0.51
1:C:291:CYS:HA	1:C:297:SER:OG	2.11	0.51
2:D:388:GLN:O	2:D:393:ARG:NE	2.33	0.51
1:A:1107:ARG:NH2	1:B:904:TYR:CD2	2.74	0.51
1:B:610:VAL:O	1:B:648:GLY:HA3	2.11	0.51
1:B:826:VAL:HG11	1:B:1057:PRO:HG3	1.93	0.51
2:D:315:PHE:HB3	2:D:320:LEU:HD12	1.92	0.51
1:A:303:LEU:HD11	1:A:313:TYR:CE1	2.46	0.51

*Continued on next page...*

*Continued from previous page...*

Atom-1	Atom-2	Interatomic distance (Å)	Clash overlap (Å)
1:A:746:SER:O	1:A:749:CYS:N	2.41	0.51
1:C:199:GLY:HA2	1:C:232:GLY:HA2	1.92	0.51
2:D:478:TRP:O	2:D:480:MET:N	2.44	0.51
1:A:568:ASP:OD1	1:A:569:ILE:N	2.44	0.51
2:D:352:GLY:N	2:D:355:ASP:O	2.44	0.51
1:A:93:ALA:O	1:A:265:TYR:HA	2.10	0.51
1:C:86:PHE:HD1	1:C:90:VAL:HG23	1.76	0.51
1:B:931:ILE:O	1:B:934:ILE:HG22	2.11	0.50
1:B:1096:VAL:HG12	1:B:1103:PHE:O	2.11	0.50
1:C:63:THR:HB	1:C:267:VAL:HG12	1.93	0.50
2:D:93:VAL:HG12	2:D:97:LEU:HD12	1.93	0.50
2:D:275:TRP:CH2	2:D:452:PHE:HB3	2.46	0.50
1:B:904:TYR:HE1	1:B:913:GLN:CD	2.15	0.50
2:D:548:THR:O	2:D:552:GLN:N	2.37	0.50
1:B:165:ASN:HB2	4:B:1302:NAG:H2	1.94	0.50
1:B:710:ASN:O	1:B:1076:THR:HG23	2.11	0.50
1:C:99:ASN:O	1:C:102:ARG:NH1	2.44	0.50
2:D:433:GLU:HA	2:D:436:ILE:HG12	1.92	0.50
1:B:352:ALA:HA	1:B:466:ARG:HE	1.77	0.50
1:C:658:ASN:OD1	1:C:659:SER:N	2.37	0.50
1:A:54:LEU:HA	1:A:271:GLN:O	2.11	0.50
1:A:914:ASN:OD1	1:A:915:VAL:N	2.44	0.50
1:B:231:ILE:HG13	1:B:233:ILE:HG13	1.93	0.50
1:B:1094:VAL:HG13	1:C:904:TYR:OH	2.11	0.50
2:D:48:TRP:CH2	2:D:359:LEU:HB2	2.46	0.50
2:D:459:TRP:HA	2:D:462:MET:HG2	1.94	0.50
1:A:1043:CYS:HB3	1:A:1048:HIS:CE1	2.47	0.50
1:B:433:VAL:HG23	1:B:512:VAL:HB	1.94	0.50
2:D:177:ARG:HA	2:D:181:GLU:OE1	2.11	0.50
2:D:488:VAL:HG11	2:D:608:THR:N	2.27	0.50
1:A:406:GLU:O	1:A:410:ILE:N	2.36	0.50
1:A:927:PHE:HE2	1:A:1065:VAL:HG21	1.77	0.50
1:B:1089:PHE:CE2	1:C:917:TYR:HD2	2.29	0.50
1:C:1033:VAL:HG12	1:C:1034:LEU:HD12	1.93	0.50
2:D:48:TRP:CZ3	2:D:359:LEU:HB2	2.47	0.50
1:A:41:LYS:NZ	1:C:562:PHE:HB2	2.26	0.50
1:B:380:TYR:HE2	1:B:412:PRO:HD3	1.76	0.50
1:C:296:LEU:O	1:C:299:THR:OG1	2.24	0.50
1:C:384:PRO:HA	1:C:387:LEU:HD21	1.93	0.50
3:P:1:NAG:H4	3:P:2:NAG:O7	2.12	0.50
1:B:537:LYS:O	1:B:539:VAL:HG13	2.12	0.49

*Continued on next page...*



*Continued from previous page...*

Atom-1	Atom-2	Interatomic distance (Å)	Clash overlap (Å)
1:B:748:GLU:OE2	1:B:981:LEU:HD11	2.12	0.49
1:C:777:ASN:O	1:C:780:GLU:HG2	2.12	0.49
2:D:113:SER:O	2:D:116:LEU:HG	2.12	0.49
2:D:556:ASN:HA	2:D:559:ARG:HH21	1.75	0.49
1:A:399:SER:HB3	1:A:511:VAL:HG13	1.93	0.49
1:A:825:LYS:NZ	1:A:938:LEU:HA	2.27	0.49
1:B:319:ARG:HG3	1:B:594:GLY:HA3	1.93	0.49
1:B:379:CYS:HA	1:B:432:CYS:CB	2.31	0.49
1:B:447:GLY:HA3	1:B:449:TYR:CE1	2.46	0.49
1:C:452:LEU:HG	1:C:493:GLN:C	2.32	0.49
2:D:400:PHE:O	2:D:404:VAL:HG23	2.12	0.49
1:B:886:TRP:H	1:B:886:TRP:HE3	1.58	0.49
1:C:88:ASP:OD1	1:C:89:GLY:N	2.45	0.49
1:C:931:ILE:O	1:C:935:GLN:HG3	2.12	0.49
1:A:359:SER:OG	1:A:394:ASN:HA	2.11	0.49
1:B:558:LYS:HD2	1:B:558:LYS:N	2.28	0.49
2:D:108:LEU:HD12	2:D:109:SER:O	2.11	0.49
2:D:279:TYR:CD2	2:D:437:ASN:ND2	2.79	0.49
1:A:187:LYS:O	1:A:209:PRO:HA	2.13	0.49
1:B:823:PHE:HD1	1:B:1057:PRO:HD3	1.78	0.49
1:C:518:LEU:HG	1:C:519:HIS:H	1.78	0.49
1:C:560:LEU:O	1:C:563:GLN:N	2.29	0.49
2:D:275:TRP:H	2:D:446:ILE:C	2.16	0.49
1:A:53:ASP:HB2	1:A:55:PHE:HE1	1.77	0.49
1:B:736:VAL:HG12	1:B:737:ASP:O	2.11	0.49
1:A:566:GLY:N	1:A:575:ALA:O	2.46	0.49
1:A:877:LEU:HD11	1:A:1034:LEU:HD21	1.94	0.49
1:B:318:PHE:C	1:B:319:ARG:HD2	2.33	0.49
1:B:643:PHE:CG	1:B:644:GLN:N	2.81	0.49
2:D:81:GLN:HA	2:D:101:GLN:HE21	1.77	0.49
1:C:466:ARG:HG2	1:C:468:ILE:HD11	1.94	0.49
1:A:437:ASN:HA	1:A:508:TYR:CD1	2.48	0.48
1:B:34:ARG:NH1	1:B:191:GLU:OE2	2.47	0.48
1:B:987:PRO:HA	1:B:990:GLU:OE1	2.13	0.48
1:B:1083:HIS:NE2	1:B:1136:THR:HA	2.27	0.48
1:C:213:VAL:HG13	1:C:214:ARG:N	2.28	0.48
1:C:577:ARG:HA	1:C:583:GLU:O	2.13	0.48
3:H:1:NAG:O7	3:H:1:NAG:O3	2.31	0.48
1:B:519:HIS:NE2	1:C:41:LYS:HB2	2.28	0.48
1:B:1083:HIS:O	1:B:1086:LYS:HG2	2.14	0.48
1:C:122:ASN:ND2	1:C:124:THR:OG1	2.47	0.48

*Continued on next page...*

*Continued from previous page...*

Atom-1	Atom-2	Interatomic distance (Å)	Clash overlap (Å)
2:D:277:ASN:HB3	2:D:445:THR:CG2	2.39	0.48
2:D:419:LYS:HZ1	2:D:430:GLU:HB3	1.78	0.48
1:A:96:GLU:OE1	1:A:263:ALA:N	2.46	0.48
1:A:466:ARG:HD2	1:A:468:ILE:HD11	1.94	0.48
1:B:433:VAL:HA	1:B:512:VAL:HA	1.94	0.48
1:C:763:LEU:HD22	1:C:1008:VAL:HG11	1.94	0.48
1:C:941:THR:HG22	1:C:942:ALA:N	2.29	0.48
2:D:74:LYS:O	2:D:78:THR:HG23	2.13	0.48
1:B:36:VAL:HG11	1:B:220:PHE:CZ	2.49	0.48
1:C:327:VAL:HG21	1:C:528:LYS:HD3	1.95	0.48
1:C:785:VAL:HG22	1:C:786:LYS:H	1.79	0.48
1:C:1073:LYS:HE2	1:C:1075:PHE:CZ	2.48	0.48
1:A:1030:SER:OG	1:A:1031:GLU:N	2.47	0.48
1:C:877:LEU:O	1:C:881:THR:HG22	2.14	0.48
2:D:168:TRP:O	2:D:172:VAL:HG12	2.13	0.48
2:D:230:PHE:HE1	2:D:451:PRO:HG3	1.78	0.48
1:A:1107:ARG:HH22	1:B:904:TYR:HD2	1.55	0.48
1:B:101:ILE:HB	1:B:190:ARG:HH21	1.79	0.48
2:D:382:ASP:HA	2:D:385:TYR:CE2	2.48	0.48
2:D:389:PRO:O	2:D:393:ARG:HG3	2.14	0.48
1:A:200:TYR:HB3	1:A:228:ASP:OD1	2.14	0.48
1:B:364:ASP:OD1	1:B:366:SER:OG	2.20	0.48
1:C:552:LEU:HA	1:C:586:ASP:O	2.13	0.48
2:D:90:ASN:OD1	2:D:92:THR:OG1	2.20	0.48
3:V:1:NAG:O7	3:V:1:NAG:O3	2.32	0.48
1:A:402:ILE:HB	1:A:406:GLU:HB2	1.96	0.47
1:A:1116:THR:HG22	1:A:1138:TYR:HB3	1.95	0.47
1:B:386:LYS:NZ	1:C:984:LEU:O	2.47	0.47
1:C:392:PHE:O	1:C:522:ALA:HB1	2.14	0.47
2:D:76:GLN:N	2:D:76:GLN:OE1	2.47	0.47
2:D:275:TRP:N	2:D:446:ILE:N	2.62	0.47
1:A:733:LYS:HE3	1:A:771:ALA:O	2.14	0.47
1:A:1090:PRO:HG3	1:A:1095:PHE:CD1	2.48	0.47
1:B:421:TYR:CG	1:B:457:ARG:HB3	2.48	0.47
1:B:517:LEU:HD11	1:C:983:ARG:NH2	2.28	0.47
1:B:747:THR:O	1:B:750:SER:OG	2.23	0.47
1:B:909:ILE:O	1:B:911:VAL:HG12	2.13	0.47
1:C:62:VAL:HG13	1:C:267:VAL:O	2.14	0.47
2:D:275:TRP:HB2	2:D:448:GLY:N	2.29	0.47
1:A:1033:VAL:HG12	1:A:1034:LEU:HD23	1.97	0.47
1:C:897:PRO:HG2	1:C:900:MET:CG	2.44	0.47

*Continued on next page...*

Continued from previous page...

Atom-1	Atom-2	Interatomic distance (Å)	Clash overlap (Å)
2:D:274:PHE:HB3	2:D:445:THR:CA	2.41	0.47
1:A:932:GLY:HA2	1:A:935:GLN:NE2	2.29	0.47
1:C:365:TYR:CD1	1:C:368:LEU:HD12	2.49	0.47
2:D:29:LEU:HD11	2:D:100:LEU:HD22	1.96	0.47
2:D:152:MET:HG2	2:D:270:MET:HB2	1.96	0.47
2:D:276:THR:HA	2:D:442:GLN:C	2.34	0.47
2:D:582:ARG:NE	2:D:586:ASN:OD1	2.48	0.47
1:A:797:PHE:HE1	1:C:707:TYR:CE2	2.32	0.47
1:B:589:PRO:HD3	1:C:855:PHE:CZ	2.49	0.47
1:B:748:GLU:H	1:B:748:GLU:CD	2.17	0.47
1:B:1033:VAL:HB	1:B:1034:LEU:HD12	1.96	0.47
1:C:316:SER:OG	1:C:317:ASN:N	2.48	0.47
1:C:801:ASN:HB3	1:C:928:ASN:OD1	2.15	0.47
1:C:914:ASN:OD1	1:C:915:VAL:N	2.48	0.47
2:D:277:ASN:N	2:D:441:LYS:O	2.48	0.47
1:A:347:PHE:HB2	1:A:451:TYR:OH	2.14	0.47
1:A:377:PHE:HD1	1:A:434:ILE:HG12	1.80	0.47
1:A:598:ILE:HD11	1:A:609:ALA:HB3	1.96	0.47
1:A:825:LYS:HE3	1:A:938:LEU:O	2.14	0.47
1:B:607:GLN:NE2	1:B:692:ILE:HB	2.30	0.47
1:C:31:SER:HB3	1:C:62:VAL:CG2	2.45	0.47
1:C:323:THR:HG21	1:C:537:LYS:HD3	1.97	0.47
2:D:40:PHE:O	2:D:43:SER:N	2.47	0.47
2:D:93:VAL:HA	2:D:96:GLN:HG2	1.95	0.47
1:B:105:ILE:O	1:B:238:PHE:HA	2.15	0.47
1:B:437:ASN:OD1	1:B:439:ASN:N	2.42	0.47
1:C:335:LEU:H	1:C:335:LEU:HD23	1.80	0.47
1:C:476:GLY:HA3	1:C:487:ASN:HB3	1.97	0.47
1:C:826:VAL:CG1	1:C:1057:PRO:HG2	2.45	0.47
1:B:106:PHE:HB3	1:B:235:ILE:HG21	1.97	0.47
1:C:85:PRO:HA	1:C:237:ARG:HG2	1.96	0.47
2:D:351:LEU:HD23	2:D:355:ASP:HB3	1.97	0.47
1:A:48:LEU:HD22	1:A:306:PHE:HE2	1.80	0.47
1:C:396:TYR:HB2	1:C:514:SER:OG	2.15	0.47
1:C:428:ASP:OD1	1:C:428:ASP:N	2.45	0.47
1:B:645:THR:N	1:B:648:GLY:O	2.46	0.46
1:B:787:GLN:O	1:B:788:ILE:HD13	2.15	0.46
1:B:810:SER:OG	1:B:811:LYS:HD2	2.15	0.46
1:B:823:PHE:CD1	1:B:1057:PRO:HD3	2.50	0.46
2:D:252:TYR:HB3	2:D:255:TYR:HB2	1.97	0.46
2:D:332:MET:HB3	2:D:359:LEU:HD12	1.97	0.46

Continued on next page...

Continued from previous page...

Atom-1	Atom-2	Interatomic distance (Å)	Clash overlap (Å)
1:A:815:ARG:HG2	1:A:816:SER:N	2.31	0.46
1:C:325:SER:HA	1:C:540:ASN:O	2.15	0.46
1:C:720:ILE:HG13	1:C:923:ILE:HG23	1.97	0.46
1:C:746:SER:HB3	1:C:981:LEU:HD11	1.97	0.46
1:A:234:ASN:ND2	4:A:1303:NAG:O7	2.38	0.46
1:A:597:VAL:HG13	1:A:608:VAL:HG13	1.97	0.46
1:B:44:ARG:HH11	1:B:279:TYR:HE2	1.63	0.46
1:B:391:CYS:HA	1:B:525:CYS:CB	2.41	0.46
1:B:567:ARG:NE	1:B:571:ASP:O	2.48	0.46
1:C:328:ARG:HH11	1:C:580:GLN:HE22	1.63	0.46
2:D:305:GLN:O	2:D:309:LYS:NZ	2.35	0.46
2:D:418:LEU:HA	2:D:421:ILE:HG12	1.97	0.46
1:A:93:ALA:HB3	1:A:266:TYR:HD2	1.81	0.46
2:D:27:THR:HG22	2:D:31:LYS:NZ	2.30	0.46
1:A:104:TRP:HD1	1:A:240:THR:HA	1.78	0.46
1:B:657:ASN:HB2	4:B:1308:NAG:H2	1.98	0.46
1:C:502:GLY:O	1:C:506:GLN:HG2	2.16	0.46
2:D:161:ARG:HH12	2:D:265:HIS:HB2	1.80	0.46
2:D:161:ARG:NH1	2:D:265:HIS:O	2.49	0.46
1:B:129:LYS:HG3	1:B:131:CYS:SG	2.56	0.46
1:B:592:PHE:CZ	1:C:854:LYS:HB2	2.51	0.46
1:B:895:GLN:N	1:B:895:GLN:OE1	2.49	0.46
1:C:92:PHE:HE2	1:C:104:TRP:CZ2	2.33	0.46
2:D:277:ASN:HD22	2:D:445:THR:CG2	2.22	0.46
2:D:323:MET:HE3	2:D:327:PHE:HB2	1.97	0.46
2:D:608:THR:OG1	2:D:609:ASP:N	2.48	0.46
1:A:822:LEU:HD21	1:A:938:LEU:HD22	1.97	0.46
1:B:699:LEU:HD22	1:C:873:TYR:CZ	2.51	0.46
2:D:303:ASP:H	2:D:306:ARG:HB3	1.80	0.46
1:A:83:VAL:HG22	1:A:239:GLN:CD	2.36	0.46
1:A:105:ILE:HD11	1:A:241:LEU:HD21	1.98	0.46
1:A:664:ILE:HB	1:A:672:ALA:O	2.16	0.46
1:C:640:SER:HG	1:C:641:ASN:N	2.14	0.46
1:C:822:LEU:HD22	1:C:945:LEU:HD11	1.97	0.46
1:A:374:PHE:HD2	1:A:434:ILE:HG21	1.79	0.46
1:A:402:ILE:HG12	1:A:509:ARG:N	2.31	0.46
1:A:948:LEU:O	1:A:951:VAL:HG12	2.15	0.46
1:B:806:LEU:HB3	1:B:807:PRO:HD2	1.98	0.46
1:C:187:LYS:O	1:C:210:ILE:N	2.30	0.46
1:A:216:LEU:HD23	1:A:216:LEU:HA	1.81	0.46
1:A:535:LYS:O	1:A:536:ASN:HB2	2.16	0.46

Continued on next page...

*Continued from previous page...*

Atom-1	Atom-2	Interatomic distance (Å)	Clash overlap (Å)
1:B:280:ASN:OD1	1:B:283:GLY:N	2.25	0.46
1:B:986:PRO:HG2	1:B:988:GLU:OE2	2.16	0.46
1:C:953:ASN:O	1:C:957:GLN:HG2	2.17	0.46
2:D:40:PHE:HB2	2:D:69:TRP:CZ3	2.50	0.46
1:A:111:ASP:HB3	1:A:134:GLN:HG2	1.96	0.45
1:A:455:LEU:N	1:A:491:PRO:O	2.48	0.45
1:A:985:ASP:HB3	1:A:986:PRO:HD2	1.98	0.45
1:A:988:GLU:OE2	1:C:383:SER:OG	2.33	0.45
1:B:753:LEU:HD23	1:B:753:LEU:O	2.16	0.45
1:C:959:LEU:HD23	1:C:959:LEU:HA	1.76	0.45
1:A:54:LEU:HB2	1:A:195:LYS:NZ	2.31	0.45
1:A:656:VAL:HG21	1:A:693:ILE:HD12	1.98	0.45
1:A:788:ILE:HG13	1:A:876:ALA:HB2	1.98	0.45
1:B:541:PHE:CZ	1:B:587:ILE:HD13	2.51	0.45
1:C:452:LEU:HD21	1:C:492:LEU:HA	1.97	0.45
1:C:985:ASP:O	1:C:989:ALA:N	2.48	0.45
2:D:288:LYS:HE3	2:D:430:GLU:HA	1.97	0.45
1:A:753:LEU:O	1:A:753:LEU:HD23	2.17	0.45
1:B:664:ILE:O	1:B:671:CYS:HB2	2.16	0.45
2:D:144:LEU:HA	2:D:148:LEU:HD12	1.99	0.45
2:D:306:ARG:HH11	2:D:307:ILE:HA	1.81	0.45
2:D:446:ILE:HG22	2:D:447:VAL:HB	1.98	0.45
2:D:526:GLN:NE2	2:D:542:CYS:SG	2.86	0.45
1:A:340:GLU:HG2	1:A:346:ARG:HH21	1.81	0.45
1:A:748:GLU:OE2	1:A:748:GLU:N	2.46	0.45
1:B:590:CYS:O	1:B:593:GLY:N	2.50	0.45
1:B:660:TYR:H	1:B:695:TYR:HE2	1.63	0.45
1:C:100:ILE:HG23	1:C:243:ALA:HB3	1.98	0.45
1:C:130:VAL:N	1:C:166:CYS:SG	2.89	0.45
1:C:194:PHE:CD1	1:C:203:ILE:HG12	2.51	0.45
2:D:565:PRO:HG2	2:D:568:LEU:HB3	1.98	0.45
1:A:350:VAL:HG13	1:A:351:TYR:N	2.31	0.45
1:A:377:PHE:CD1	1:A:434:ILE:HG12	2.51	0.45
1:A:699:LEU:HD22	1:B:873:TYR:CZ	2.52	0.45
1:B:97:LYS:N	1:B:263:ALA:HB2	2.32	0.45
1:B:428:ASP:N	1:B:428:ASP:OD1	2.49	0.45
1:B:738:CYS:HB3	1:B:760:CYS:HB2	1.72	0.45
1:B:822:LEU:HD13	1:B:1061:VAL:HG21	1.99	0.45
1:C:425:LEU:HD21	1:C:429:PHE:CD2	2.51	0.45
1:B:216:LEU:HA	1:B:217:PRO:HD3	1.80	0.45
1:B:789:TYR:OH	1:B:893:ALA:HB2	2.16	0.45

*Continued on next page...*

*Continued from previous page...*

Atom-1	Atom-2	Interatomic distance (Å)	Clash overlap (Å)
1:C:878:LEU:HD11	1:C:1054:GLN:HE22	1.82	0.45
2:D:276:THR:CA	2:D:442:GLN:HA	2.44	0.45
2:D:586:ASN:HA	2:D:589:GLU:OE2	2.16	0.45
1:A:239:GLN:HG2	1:A:240:THR:H	1.82	0.45
1:A:422:ASN:HD21	1:A:454:ARG:HB3	1.81	0.45
1:B:535:LYS:HD3	1:B:536:ASN:N	2.31	0.45
1:B:602:THR:O	4:B:1306:NAG:H83	2.17	0.45
1:B:802:PHE:O	1:B:804:GLN:N	2.50	0.45
1:C:541:PHE:O	1:C:547:THR:HA	2.16	0.45
1:A:535:LYS:HB2	1:A:552:LEU:O	2.17	0.45
1:C:339:GLY:HA2	4:C:1305:NAG:H83	1.98	0.45
1:A:1036:GLN:HG3	1:A:1036:GLN:O	2.17	0.45
1:B:743:CYS:HB3	1:B:749:CYS:HB3	1.90	0.45
1:C:210:ILE:HG21	1:C:217:PRO:HG2	1.99	0.45
1:C:328:ARG:HD2	1:C:580:GLN:OE1	2.17	0.45
1:C:1072:GLU:OE1	1:C:1072:GLU:N	2.35	0.45
2:D:279:TYR:CE1	2:D:437:ASN:N	2.85	0.45
2:D:356:PHE:CB	2:D:379:ILE:HD11	2.47	0.45
1:A:424:LYS:HB3	1:A:464:PHE:H	1.82	0.45
1:A:986:PRO:N	1:A:987:PRO:HD2	2.32	0.45
1:A:1040:VAL:O	1:A:1041:ASP:HB2	2.16	0.45
1:B:447:GLY:CA	1:B:498:GLN:HG2	2.46	0.45
2:D:243:TYR:HB2	2:D:599:ASN:OD1	2.17	0.45
1:B:393:THR:HG23	1:B:520:ALA:HB3	2.00	0.44
1:B:656:VAL:HG12	1:B:657:ASN:N	2.31	0.44
1:C:67:ALA:HB3	1:C:263:ALA:HB3	2.00	0.44
1:C:568:ASP:CG	1:C:569:ILE:H	2.21	0.44
2:D:88:ILE:HB	2:D:94:LYS:HD3	1.99	0.44
2:D:234:LYS:NZ	2:D:484:ILE:O	2.36	0.44
1:B:566:GLY:HA3	1:B:575:ALA:HB3	1.99	0.44
1:C:80:ASP:OD1	1:C:81:ASN:N	2.50	0.44
1:C:86:PHE:CD1	1:C:90:VAL:HG23	2.51	0.44
2:D:276:THR:CG2	2:D:446:ILE:HB	2.47	0.44
1:B:503:VAL:HA	1:B:506:GLN:NE2	2.32	0.44
1:B:1049:LEU:HA	1:B:1049:LEU:HD23	1.72	0.44
1:C:271:GLN:OE1	1:C:273:ARG:NH2	2.50	0.44
2:D:275:TRP:HB2	2:D:447:VAL:C	2.37	0.44
2:D:437:ASN:CG	2:D:437:ASN:CB	2.86	0.44
3:P:1:NAG:H4	3:P:2:NAG:C7	2.46	0.44
1:A:34:ARG:O	1:A:56:LEU:HD23	2.18	0.44
1:A:112:SER:O	1:A:132:GLU:HB3	2.17	0.44

*Continued on next page...*

*Continued from previous page...*

Atom-1	Atom-2	Interatomic distance (Å)	Clash overlap (Å)
1:A:130:VAL:HG12	1:A:130:VAL:O	2.16	0.44
1:A:210:ILE:HG21	1:A:217:PRO:HB3	2.00	0.44
1:A:383:SER:O	1:A:387:LEU:HG	2.17	0.44
1:A:396:TYR:HB2	1:A:514:SER:HB3	1.99	0.44
1:A:502:GLY:O	1:A:506:GLN:HG3	2.17	0.44
1:B:543:PHE:HZ	1:B:552:LEU:HD21	1.82	0.44
1:C:985:ASP:HB3	1:C:987:PRO:HD2	2.00	0.44
1:C:1047:TYR:O	1:C:1066:THR:HB	2.17	0.44
1:C:1095:PHE:HE1	1:C:1115:ILE:HG12	1.83	0.44
2:D:180:TYR:O	2:D:183:TYR:HB3	2.17	0.44
2:D:237:TYR:CZ	2:D:449:THR:HG23	2.51	0.44
2:D:478:TRP:CD1	2:D:493:HIS:CG	3.06	0.44
1:A:320:VAL:CG1	1:A:590:CYS:HB3	2.47	0.44
1:A:338:PHE:O	1:A:341:VAL:HG22	2.18	0.44
1:A:442:ASP:OD1	1:A:442:ASP:N	2.51	0.44
1:B:1056:ALA:HB1	1:B:1057:PRO:HD2	1.99	0.44
2:D:28:PHE:HE2	2:D:100:LEU:HD11	1.82	0.44
2:D:200:GLY:HA3	2:D:465:LYS:NZ	2.31	0.44
1:A:115:GLN:NE2	1:A:132:GLU:OE2	2.41	0.44
1:A:328:ARG:HH11	1:A:533:LEU:HD23	1.82	0.44
1:A:966:LEU:O	1:A:1000:ARG:NH2	2.51	0.44
1:B:80:ASP:HB3	1:B:81:ASN:H	1.63	0.44
1:C:34:ARG:NH2	1:C:217:PRO:O	2.33	0.44
1:A:747:THR:HA	1:A:750:SER:HB2	2.00	0.44
1:A:973:ILE:HG13	1:A:974:SER:N	2.32	0.44
1:B:128:ILE:HD13	1:B:229:LEU:HD11	1.99	0.44
2:D:558:LEU:HD12	2:D:559:ARG:N	2.33	0.44
1:A:384:PRO:HA	1:A:387:LEU:HD12	2.00	0.44
1:B:108:THR:O	1:B:237:ARG:NH1	2.50	0.44
1:B:580:GLN:O	1:B:581:THR:OG1	2.35	0.44
1:C:374:PHE:HA	1:C:436:TRP:HB3	2.00	0.44
2:D:50:TYR:CD1	2:D:54:ILE:HG22	2.53	0.44
2:D:249:MET:SD	2:D:258:PRO:HD3	2.58	0.44
2:D:378:HIS:HD2	2:D:401:HIS:O	2.01	0.44
1:A:924:ALA:O	1:A:928:ASN:ND2	2.51	0.44
1:B:984:LEU:O	1:B:989:ALA:HB2	2.17	0.44
2:D:478:TRP:HA	2:D:481:LYS:HE2	1.98	0.44
1:C:67:ALA:HB2	1:C:265:TYR:HE1	1.83	0.43
1:C:213:VAL:HG13	1:C:214:ARG:H	1.83	0.43
2:D:366:MET:SD	2:D:366:MET:N	2.89	0.43
1:A:551:VAL:HG22	1:A:588:THR:O	2.18	0.43

*Continued on next page...*

*Continued from previous page...*

Atom-1	Atom-2	Interatomic distance (Å)	Clash overlap (Å)
1:A:895:GLN:OE1	1:C:705:VAL:HG12	2.17	0.43
1:B:763:LEU:HD21	1:B:1005:GLN:OE1	2.18	0.43
1:C:92:PHE:HE2	1:C:104:TRP:HZ2	1.63	0.43
1:C:212:LEU:HD23	1:C:215:ASP:O	2.19	0.43
1:C:240:THR:O	1:C:241:LEU:HD23	2.18	0.43
1:C:426:PRO:HD3	1:C:463:PRO:HB3	1.99	0.43
2:D:223:ILE:HG13	2:D:458:LYS:NZ	2.33	0.43
2:D:417:HIS:HB2	2:D:543:ASP:OD1	2.18	0.43
1:A:781:VAL:HG12	1:A:1026:ALA:HB2	2.00	0.43
1:C:107:GLY:N	1:C:235:ILE:HG23	2.34	0.43
1:C:313:TYR:O	1:C:315:THR:HG23	2.18	0.43
1:C:490:PHE:CZ	1:C:492:LEU:HB2	2.53	0.43
1:C:818:ILE:O	1:C:822:LEU:HG	2.19	0.43
1:C:937:SER:C	1:C:941:THR:HG1	2.20	0.43
2:D:119:ILE:HG21	2:D:183:TYR:CD1	2.53	0.43
1:A:92:PHE:O	1:A:191:GLU:HA	2.19	0.43
1:A:559:PHE:HE1	1:B:43:PHE:CD2	2.36	0.43
1:A:791:THR:HG22	1:A:879:ALA:HB2	1.99	0.43
1:B:321:GLN:HB3	1:B:322:PRO:HD2	1.99	0.43
1:A:968:SER:OG	1:A:969:ASN:N	2.51	0.43
1:B:912:THR:HG22	1:B:913:GLN:N	2.34	0.43
1:B:1030:SER:HA	1:B:1034:LEU:HD13	2.00	0.43
1:B:1105:THR:HG22	1:B:1106:GLN:O	2.19	0.43
1:C:560:LEU:HB2	1:C:563:GLN:HG3	2.00	0.43
1:A:89:GLY:HA2	1:A:194:PHE:O	2.17	0.43
1:A:213:VAL:HG13	1:A:214:ARG:N	2.33	0.43
1:A:321:GLN:OE1	1:A:322:PRO:HD2	2.19	0.43
1:A:402:ILE:HG12	1:A:509:ARG:H	1.83	0.43
2:D:201:ASP:OD1	2:D:219:ARG:NE	2.48	0.43
1:A:189:LEU:HD21	1:A:216:LEU:HD22	2.00	0.43
1:A:468:ILE:O	1:A:470:THR:HG23	2.19	0.43
1:A:905:ARG:NH1	1:A:1049:LEU:O	2.46	0.43
1:B:338:PHE:O	1:B:342:PHE:N	2.52	0.43
1:B:356:LYS:HA	1:B:356:LYS:HD2	1.66	0.43
1:C:328:ARG:HB3	1:C:543:PHE:CD1	2.54	0.43
1:C:552:LEU:O	1:C:552:LEU:HD12	2.19	0.43
1:A:188:ASN:O	1:A:190:ARG:HD3	2.19	0.43
1:A:669:GLY:O	1:A:696:THR:HA	2.19	0.43
1:B:377:PHE:CE2	1:B:384:PRO:HB3	2.54	0.43
1:B:560:LEU:O	1:B:562:PHE:N	2.52	0.43
1:B:604:THR:C	1:B:692:ILE:HD11	2.39	0.43

*Continued on next page...*



*Continued from previous page...*

Atom-1	Atom-2	Interatomic distance (Å)	Clash overlap (Å)
1:B:950:ASP:OD1	1:B:954:GLN:NE2	2.51	0.43
1:B:977:LEU:HG	1:B:993:ILE:HD12	2.01	0.43
1:C:168:PHE:HB3	1:C:231:ILE:HG22	2.00	0.43
1:C:520:ALA:HB1	1:C:521:PRO:HD2	2.01	0.43
2:D:263:PRO:HD2	2:D:266:LEU:HD12	2.01	0.43
2:D:478:TRP:HE1	2:D:489:GLU:HB3	1.84	0.43
1:B:996:LEU:HD12	1:B:1000:ARG:CZ	2.49	0.43
1:C:103:GLY:CA	1:C:241:LEU:HB2	2.48	0.43
1:C:206:LYS:NZ	1:C:221:SER:HB3	2.32	0.43
1:C:806:LEU:HD23	1:C:806:LEU:HA	1.70	0.43
2:D:511:SER:HB3	2:D:514:ARG:NH1	2.34	0.43
1:A:538:CYS:HB3	1:A:551:VAL:CG1	2.49	0.43
1:A:822:LEU:HD23	1:A:822:LEU:HA	1.77	0.43
1:B:461:LEU:HD23	1:B:461:LEU:HA	1.84	0.43
1:B:711:SER:O	1:C:897:PRO:HD3	2.19	0.43
1:C:67:ALA:N	1:C:263:ALA:O	2.33	0.43
1:A:404:GLY:HA3	1:A:503:VAL:O	2.19	0.42
1:B:129:LYS:HD2	1:B:169:GLU:OE1	2.19	0.42
1:B:916:LEU:HD12	1:B:923:ILE:HD12	2.01	0.42
1:B:1107:ARG:HH12	1:C:886:TRP:HZ2	1.66	0.42
2:D:50:TYR:HE2	2:D:59:VAL:HG22	1.84	0.42
2:D:459:TRP:O	2:D:462:MET:HG2	2.19	0.42
2:D:461:TRP:HD1	2:D:465:LYS:HZ1	1.66	0.42
2:D:477:TRP:HD1	2:D:493:HIS:CE1	2.37	0.42
1:A:546:LEU:HD13	1:A:546:LEU:HA	1.91	0.42
1:C:598:ILE:CG1	1:C:609:ALA:HB3	2.49	0.42
1:C:752:LEU:HD23	1:C:752:LEU:HA	1.81	0.42
2:D:178:PRO:O	2:D:182:GLU:OE1	2.37	0.42
2:D:236:LEU:HD11	2:D:592:PHE:HD1	1.83	0.42
2:D:261:CYS:HG	2:D:262:LEU:H	1.64	0.42
2:D:381:TYR:CZ	2:D:400:PHE:HE2	2.37	0.42
1:A:659:SER:HA	1:A:695:TYR:CD2	2.54	0.42
1:A:788:ILE:HG23	1:A:788:ILE:O	2.19	0.42
1:A:977:LEU:HD12	1:A:977:LEU:HA	1.59	0.42
1:B:296:LEU:HB2	1:B:606:ASN:OD1	2.19	0.42
1:C:328:ARG:NH1	1:C:580:GLN:HE22	2.18	0.42
1:A:326:ILE:HG13	1:A:541:PHE:HA	2.01	0.42
1:B:125:ASN:HD21	1:B:172:SER:C	2.21	0.42
1:B:729:VAL:HG12	1:B:729:VAL:O	2.19	0.42
1:B:822:LEU:HA	1:B:822:LEU:HD23	1.74	0.42
1:C:353:TRP:CZ2	1:C:466:ARG:HD2	2.54	0.42

*Continued on next page...*

Continued from previous page...

Atom-1	Atom-2	Interatomic distance (Å)	Clash overlap (Å)
1:C:449:TYR:HA	1:C:494:SER:OG	2.18	0.42
1:C:546:LEU:HD22	1:C:565:PHE:CE1	2.55	0.42
1:C:658:ASN:ND2	1:C:660:TYR:CZ	2.88	0.42
1:C:906:PHE:HE1	1:C:1049:LEU:HD11	1.84	0.42
1:C:1097:SER:HB3	1:C:1102:TRP:CE3	2.54	0.42
1:A:111:ASP:HB3	1:A:134:GLN:CG	2.50	0.42
1:B:33:THR:HB	1:B:58:PHE:HE1	1.85	0.42
1:C:135:PHE:CD1	1:C:139:PRO:HG3	2.55	0.42
2:D:161:ARG:NH1	2:D:265:HIS:HB2	2.34	0.42
2:D:232:GLU:C	2:D:235:PRO:HD2	2.39	0.42
2:D:264:ALA:HB2	2:D:488:VAL:O	2.20	0.42
2:D:378:HIS:O	2:D:378:HIS:ND1	2.48	0.42
2:D:481:LYS:HG2	2:D:487:VAL:HB	2.00	0.42
1:A:931:ILE:C	1:A:933:LYS:H	2.23	0.42
1:C:414:GLN:HG3	1:C:415:THR:N	2.29	0.42
1:C:1014:ARG:O	1:C:1018:ILE:HG12	2.20	0.42
1:A:342:PHE:CD1	1:A:374:PHE:HE2	2.37	0.42
1:A:434:ILE:HG22	1:A:436:TRP:CZ3	2.55	0.42
1:A:462:LYS:HD2	1:A:463:PRO:N	2.34	0.42
1:B:138:ASP:N	1:B:139:PRO:HD2	2.35	0.42
1:B:449:TYR:HA	1:B:496:GLY:HA2	2.01	0.42
1:B:934:ILE:HD12	1:B:934:ILE:HA	1.90	0.42
1:A:541:PHE:O	1:A:547:THR:HA	2.19	0.42
1:A:823:PHE:CE1	1:A:1057:PRO:HG3	2.55	0.42
1:B:1092:GLU:OE1	1:B:1092:GLU:N	2.53	0.42
1:C:31:SER:HB3	1:C:62:VAL:HG23	2.01	0.42
2:D:56:GLU:HA	2:D:59:VAL:HG23	2.02	0.42
2:D:142:LEU:HB3	2:D:148:LEU:HD21	2.00	0.42
2:D:300:GLN:HB2	2:D:302:TRP:NE1	2.35	0.42
2:D:474:MET:HA	2:D:477:TRP:CB	2.50	0.42
3:I:1:NAG:H61	3:I:2:NAG:N2	2.35	0.42
1:A:106:PHE:HB2	1:A:117:LEU:HB3	2.00	0.42
1:B:43:PHE:HE1	1:B:282:ASN:O	2.03	0.42
1:B:398:ASP:O	1:B:511:VAL:HG23	2.20	0.42
1:B:909:ILE:O	1:B:909:ILE:HG13	2.20	0.42
1:C:297:SER:HA	1:C:300:LYS:HB2	2.01	0.42
1:C:884:SER:HA	1:C:895:GLN:HA	2.01	0.42
1:C:1083:HIS:CE1	1:C:1136:THR:HA	2.55	0.42
2:D:300:GLN:HB2	2:D:302:TRP:HE1	1.84	0.42
2:D:310:GLU:HB3	2:D:313:LYS:HE3	2.02	0.42
2:D:517:THR:O	2:D:521:TYR:HD2	2.02	0.42

Continued on next page...

*Continued from previous page...*

Atom-1	Atom-2	Interatomic distance (Å)	Clash overlap (Å)
1:A:212:LEU:HD12	1:A:213:VAL:H	1.84	0.42
1:A:962:LEU:HD22	1:A:1007:TYR:CG	2.55	0.42
1:B:729:VAL:CG1	1:B:781:VAL:HG11	2.50	0.42
1:B:787:GLN:HB2	1:B:789:TYR:CE1	2.55	0.42
1:B:969:ASN:HD21	1:C:755:GLN:CD	2.23	0.42
1:B:987:PRO:HG3	1:C:427:ASP:OD2	2.20	0.42
1:B:1103:PHE:CD2	1:B:1112:PRO:HB2	2.55	0.42
1:C:353:TRP:CE2	1:C:466:ARG:HD2	2.54	0.42
1:C:762:GLN:HA	1:C:765:ARG:HB2	2.01	0.42
1:C:1075:PHE:HB3	1:C:1096:VAL:HG23	2.01	0.42
2:D:278:LEU:HD13	2:D:281:LEU:HD12	2.02	0.42
2:D:302:TRP:CH2	2:D:423:LEU:HB3	2.54	0.42
1:B:109:THR:C	1:B:110:LEU:HD23	2.40	0.41
1:C:881:THR:HA	1:C:888:PHE:HE1	1.84	0.41
2:D:48:TRP:O	2:D:52:THR:OG1	2.25	0.41
2:D:173:GLY:O	2:D:177:ARG:NH1	2.53	0.41
2:D:353:LYS:O	2:D:353:LYS:HG3	2.19	0.41
1:A:38:TYR:OH	1:A:284:THR:HA	2.19	0.41
1:A:240:THR:OG1	1:A:241:LEU:N	2.52	0.41
1:B:1114:ILE:HD12	1:B:1114:ILE:HA	1.87	0.41
1:C:434:ILE:O	1:C:510:VAL:HA	2.20	0.41
2:D:29:LEU:HD22	2:D:391:LEU:HD11	2.02	0.41
2:D:461:TRP:HH2	2:D:513:ILE:HD13	1.85	0.41
2:D:477:TRP:HD1	2:D:493:HIS:HE1	1.68	0.41
1:A:280:ASN:O	1:A:283:GLY:N	2.36	0.41
1:A:353:TRP:O	1:A:466:ARG:HG3	2.21	0.41
1:B:129:LYS:HA	1:B:169:GLU:OE1	2.20	0.41
2:D:147:GLY:O	2:D:151:ILE:HG12	2.19	0.41
1:A:597:VAL:HG22	1:A:610:VAL:HG22	2.01	0.41
1:A:767:LEU:HD23	1:A:767:LEU:HA	1.86	0.41
1:A:900:MET:HG2	1:A:917:TYR:OH	2.21	0.41
1:B:355:ARG:HD2	1:B:396:TYR:HD1	1.85	0.41
1:B:393:THR:HB	1:B:516:GLU:O	2.19	0.41
1:C:108:THR:HG22	1:C:236:THR:HG23	2.02	0.41
1:C:1001:LEU:HA	1:C:1001:LEU:HD12	1.64	0.41
2:D:73:LEU:O	2:D:77:SER:CB	2.68	0.41
2:D:296:ALA:O	2:D:302:TRP:CD1	2.73	0.41
1:B:310:LYS:N	1:B:602:THR:HG22	2.35	0.41
1:C:167:THR:OG1	1:C:168:PHE:N	2.53	0.41
1:C:328:ARG:HD2	1:C:580:GLN:HE22	1.85	0.41
1:C:563:GLN:O	1:C:577:ARG:NH1	2.53	0.41

*Continued on next page...*

*Continued from previous page...*

Atom-1	Atom-2	Interatomic distance (Å)	Clash overlap (Å)
1:C:1085:GLY:C	1:C:1086:LYS:HD3	2.40	0.41
2:D:478:TRP:NE1	2:D:489:GLU:HB3	2.35	0.41
2:D:592:PHE:O	2:D:596:LYS:HG2	2.21	0.41
3:L:1:NAG:O3	3:L:2:NAG:N2	2.53	0.41
1:A:276:LEU:O	1:A:277:LEU:HD23	2.21	0.41
1:A:339:GLY:O	1:A:343:ASN:N	2.45	0.41
1:A:475:ALA:HB1	2:D:24:GLN:HB3	2.02	0.41
1:A:1083:HIS:CD2	1:A:1084:ASP:H	2.38	0.41
1:A:1090:PRO:HG3	1:A:1095:PHE:HE1	1.84	0.41
1:B:497:PHE:CZ	1:B:507:PRO:HB3	2.55	0.41
1:B:1107:ARG:NH1	1:C:886:TRP:HZ2	2.19	0.41
1:C:461:LEU:HG	1:C:462:LYS:H	1.84	0.41
2:D:23:GLU:HG3	2:D:24:GLN:N	2.36	0.41
2:D:79:LEU:HA	2:D:82:MET:HE1	2.02	0.41
2:D:279:TYR:CG	2:D:437:ASN:OD1	2.63	0.41
2:D:417:HIS:HA	2:D:420:SER:HB3	2.02	0.41
1:A:869:MET:HE2	1:A:869:MET:HB3	1.85	0.41
1:A:1006:THR:O	1:A:1010:GLN:HG2	2.21	0.41
1:C:104:TRP:HB2	1:C:119:ILE:HG23	2.01	0.41
1:C:190:ARG:HB3	1:C:192:PHE:CE1	2.56	0.41
1:C:452:LEU:HA	1:C:494:SER:HA	2.03	0.41
1:C:659:SER:OG	1:C:698:SER:HB3	2.20	0.41
1:C:995:ARG:HA	1:C:998:THR:HG22	2.03	0.41
2:D:276:THR:N	2:D:446:ILE:N	2.61	0.41
2:D:312:GLU:O	2:D:316:VAL:HG23	2.20	0.41
2:D:371:THR:O	2:D:375:GLU:HG2	2.21	0.41
2:D:518:ARG:HD2	2:D:519:THR:N	2.36	0.41
1:A:866:THR:O	1:A:868:GLU:N	2.53	0.41
1:B:424:LYS:O	1:B:425:LEU:HD23	2.20	0.41
1:B:792:PRO:HA	1:B:793:PRO:HD3	1.99	0.41
1:B:977:LEU:HD23	1:B:981:LEU:HG	2.03	0.41
1:C:382:VAL:CG1	1:C:387:LEU:HD23	2.50	0.41
2:D:478:TRP:CD1	2:D:493:HIS:CE1	3.09	0.41
1:A:29:THR:OG1	1:A:215:ASP:OD1	2.29	0.41
1:A:424:LYS:CB	1:A:464:PHE:H	2.34	0.41
1:A:858:LEU:HD11	1:A:959:LEU:HD21	2.03	0.41
1:A:925:ASN:HA	1:A:928:ASN:HD22	1.85	0.41
1:B:314:GLN:HA	1:B:598:ILE:HG12	2.03	0.41
1:B:362:VAL:HA	1:B:525:CYS:O	2.21	0.41
1:B:396:TYR:HB2	1:B:514:SER:OG	2.21	0.41
1:B:1028:LYS:HG2	1:B:1042:PHE:CE2	2.56	0.41

*Continued on next page...*

*Continued from previous page...*

Atom-1	Atom-2	Interatomic distance (Å)	Clash overlap (Å)
1:B:1143:PRO:HA	1:B:1146:ASP:OD2	2.20	0.41
1:C:87:ASN:HB2	1:C:269:TYR:CD2	2.55	0.41
1:C:119:ILE:HG13	1:C:128:ILE:HG13	2.02	0.41
1:C:295:PRO:HB2	1:C:608:VAL:HG21	2.03	0.41
1:C:357:ARG:NE	1:C:394:ASN:OD1	2.42	0.41
1:C:537:LYS:H	1:C:551:VAL:HG13	1.86	0.41
1:C:967:SER:O	1:C:967:SER:OG	2.35	0.41
2:D:424:LEU:HD12	2:D:424:LEU:HA	1.85	0.41
2:D:569:ALA:O	2:D:573:VAL:HG12	2.21	0.41
3:M:1:NAG:O3	3:M:2:NAG:O5	2.26	0.41
1:A:38:TYR:HE1	1:A:285:ILE:HG13	1.86	0.41
1:A:187:LYS:HD3	1:A:211:ASN:OD1	2.21	0.41
1:B:659:SER:HB3	1:B:698:SER:HB3	2.03	0.41
1:B:671:CYS:SG	1:B:697:MET:HB2	2.60	0.41
1:B:711:SER:OG	1:B:712:ILE:N	2.54	0.41
1:C:1091:ARG:HG2	1:C:1119:ASN:O	2.21	0.41
2:D:276:THR:CA	2:D:445:THR:H	2.29	0.41
2:D:335:ASP:OD2	2:D:363:LYS:HE2	2.21	0.41
2:D:344:CYS:HB2	2:D:361:CYS:H	1.86	0.41
2:D:379:ILE:HD12	2:D:379:ILE:HA	1.93	0.41
2:D:540:HIS:CD2	2:D:590:PRO:HG2	2.56	0.41
1:A:340:GLU:HG2	1:A:346:ARG:NH2	2.36	0.40
1:B:93:ALA:HA	1:B:191:GLU:HA	2.02	0.40
1:B:96:GLU:HG2	1:B:99:ASN:H	1.86	0.40
1:B:318:PHE:HZ	1:B:621:PRO:HD3	1.86	0.40
1:B:707:TYR:HB3	1:C:792:PRO:HG3	2.02	0.40
1:B:874:THR:HG21	1:B:1055:SER:HB3	2.02	0.40
1:B:977:LEU:O	1:B:981:LEU:HG	2.21	0.40
1:C:826:VAL:HG11	1:C:1057:PRO:HG2	2.02	0.40
2:D:311:ALA:O	2:D:314:PHE:HB3	2.22	0.40
1:A:187:LYS:N	1:A:210:ILE:O	2.54	0.40
1:A:411:ALA:HB3	1:A:414:GLN:HB3	2.03	0.40
1:A:454:ARG:HE	1:A:491:PRO:HG2	1.86	0.40
1:A:762:GLN:OE1	1:C:961:THR:HG21	2.21	0.40
1:B:242:LEU:HD12	1:B:242:LEU:HA	1.97	0.40
1:B:480:CYS:HB3	1:B:488:CYS:HB2	1.93	0.40
2:D:365:THR:O	2:D:369:PHE:N	2.48	0.40
2:D:414:THR:HA	2:D:415:PRO:HD3	1.94	0.40
1:A:316:SER:OG	1:A:317:ASN:N	2.55	0.40
1:A:328:ARG:HD2	1:A:533:LEU:HB3	2.03	0.40
1:A:408:ARG:H	1:A:408:ARG:HG2	1.67	0.40

*Continued on next page...*

Continued from previous page...

Atom-1	Atom-2	Interatomic distance (Å)	Clash overlap (Å)
1:A:707:TYR:HH	1:B:797:PHE:HD1	1.69	0.40
1:B:104:TRP:HH2	1:B:192:PHE:CD2	2.40	0.40
1:B:650:LEU:HD12	1:B:650:LEU:O	2.21	0.40
1:C:974:SER:N	1:C:980:ILE:HD11	2.37	0.40
1:C:1045:LYS:HB3	1:C:1045:LYS:HE3	1.85	0.40
2:D:236:LEU:HD21	2:D:585:LEU:HD11	2.02	0.40
2:D:403:ALA:O	2:D:407:ILE:HG12	2.21	0.40
1:A:204:TYR:O	1:A:223:LEU:HD23	2.22	0.40
1:A:410:ILE:HG13	1:A:510:VAL:HG21	2.02	0.40
1:B:106:PHE:O	1:B:116:SER:HB2	2.22	0.40
1:B:560:LEU:HD12	1:B:563:GLN:NE2	2.36	0.40
1:B:822:LEU:HD21	1:B:938:LEU:HD21	2.02	0.40
1:C:299:THR:HA	1:C:302:THR:HG22	2.03	0.40
2:D:223:ILE:H	2:D:223:ILE:HD12	1.87	0.40
2:D:566:TRP:O	2:D:570:LEU:HB2	2.20	0.40
1:A:716:ILE:O	1:A:716:ILE:HG22	2.22	0.40
1:A:746:SER:O	1:A:748:GLU:N	2.55	0.40
1:A:791:THR:HG21	1:A:806:LEU:HD22	2.04	0.40
1:A:855:PHE:CE1	1:C:589:PRO:HD3	2.57	0.40
1:A:867:ASP:OD1	1:A:868:GLU:N	2.54	0.40
1:A:977:LEU:HD13	1:A:996:LEU:HD23	2.03	0.40
1:B:581:THR:HG22	1:B:582:LEU:N	2.36	0.40
1:C:284:THR:O	1:C:286:THR:HG23	2.22	0.40
1:C:858:LEU:H	1:C:858:LEU:HD23	1.87	0.40
2:D:356:PHE:HB3	2:D:379:ILE:HD11	2.03	0.40
2:D:439:LEU:HA	2:D:442:GLN:CB	2.52	0.40
2:D:482:ARG:HA	2:D:486:GLY:HA2	2.04	0.40

There are no symmetry-related clashes.

## 5.3 Torsion angles [i](#)

### 5.3.1 Protein backbone [i](#)

In the following table, the Percentiles column shows the percent Ramachandran outliers of the chain as a percentile score with respect to all PDB entries followed by that with respect to all EM entries.

The Analysed column shows the number of residues for which the backbone conformation was analysed, and the total number of residues.

Mol	Chain	Analysed	Favoured	Allowed	Outliers	Percentiles	
1	A	981/1191 (82%)	856 (87%)	124 (13%)	1 (0%)	51	84
1	B	985/1191 (83%)	875 (89%)	109 (11%)	1 (0%)	51	84
1	C	987/1191 (83%)	885 (90%)	102 (10%)	0	100	100
2	D	570/729 (78%)	514 (90%)	53 (9%)	3 (0%)	29	67
All	All	3523/4302 (82%)	3130 (89%)	388 (11%)	5 (0%)	54	84

All (5) Ramachandran outliers are listed below:

Mol	Chain	Res	Type
2	D	307	ILE
1	A	426	PRO
1	B	910	GLY
2	D	442	GLN
2	D	306	ARG

### 5.3.2 Protein sidechains [i](#)

In the following table, the Percentiles column shows the percent sidechain outliers of the chain as a percentile score with respect to all PDB entries followed by that with respect to all EM entries.

The Analysed column shows the number of residues for which the sidechain conformation was analysed, and the total number of residues.

Mol	Chain	Analysed	Rotameric	Outliers	Percentiles	
1	A	870/1035 (84%)	868 (100%)	2 (0%)	93	96
1	B	874/1035 (84%)	874 (100%)	0	100	100
1	C	876/1035 (85%)	876 (100%)	0	100	100
2	D	510/647 (79%)	508 (100%)	2 (0%)	91	94
All	All	3130/3752 (83%)	3126 (100%)	4 (0%)	93	97

All (4) residues with a non-rotameric sidechain are listed below:

Mol	Chain	Res	Type
1	A	214	ARG
1	A	765	ARG
2	D	306	ARG
2	D	313	LYS

Sometimes sidechains can be flipped to improve hydrogen bonding and reduce clashes. All (17)

such sidechains are listed below:

Mol	Chain	Res	Type
1	A	122	ASN
1	A	422	ASN
1	A	544	ASN
1	A	928	ASN
1	B	388	ASN
1	B	394	ASN
1	B	644	GLN
1	B	935	GLN
1	C	655	HIS
1	C	804	GLN
1	C	935	GLN
1	C	953	ASN
2	D	24	GLN
2	D	508	ASN
2	D	522	GLN
2	D	598	GLN
2	D	599	ASN

### 5.3.3 RNA [i](#)

There are no RNA molecules in this entry.

## 5.4 Non-standard residues in protein, DNA, RNA chains [i](#)

There are no non-standard protein/DNA/RNA residues in this entry.

## 5.5 Carbohydrates [i](#)

32 monosaccharides are modelled in this entry.

In the following table, the Counts columns list the number of bonds (or angles) for which Mogul statistics could be retrieved, the number of bonds (or angles) that are observed in the model and the number of bonds (or angles) that are defined in the Chemical Component Dictionary. The Link column lists molecule types, if any, to which the group is linked. The Z score for a bond length (or angle) is the number of standard deviations the observed value is removed from the expected value. A bond length (or angle) with  $|Z| > 2$  is considered an outlier worth inspection. RMSZ is the root-mean-square of all Z scores of the bond lengths (or angles).

Mol	Type	Chain	Res	Link	Bond lengths			Bond angles		
					Counts	RMSZ	$\# Z  > 2$	Counts	RMSZ	$\# Z  > 2$
3	NAG	E	1	3,1	14,14,15	0.32	0	17,19,21	0.62	0



Mol	Type	Chain	Res	Link	Bond lengths			Bond angles		
					Counts	RMSZ	# Z  > 2	Counts	RMSZ	# Z  > 2
3	NAG	E	2	3	14,14,15	0.33	0	17,19,21	0.41	0
3	NAG	F	1	3,1	14,14,15	0.45	0	17,19,21	0.67	0
3	NAG	F	2	3	14,14,15	0.22	0	17,19,21	0.50	0
3	NAG	G	1	3,1	14,14,15	0.35	0	17,19,21	0.57	0
3	NAG	G	2	3	14,14,15	0.19	0	17,19,21	0.51	0
3	NAG	H	1	3,1	14,14,15	0.44	0	17,19,21	0.46	0
3	NAG	H	2	3	14,14,15	0.32	0	17,19,21	0.59	0
3	NAG	I	1	3,1	14,14,15	0.29	0	17,19,21	0.52	0
3	NAG	I	2	3	14,14,15	0.26	0	17,19,21	0.60	0
3	NAG	J	1	3,1	14,14,15	0.45	0	17,19,21	0.52	0
3	NAG	J	2	3	14,14,15	0.25	0	17,19,21	0.55	0
3	NAG	K	1	3,1	14,14,15	0.45	0	17,19,21	0.42	0
3	NAG	K	2	3	14,14,15	0.17	0	17,19,21	0.51	0
3	NAG	L	1	3,1	14,14,15	0.86	1 (7%)	17,19,21	1.39	1 (5%)
3	NAG	L	2	3	14,14,15	0.33	0	17,19,21	0.71	1 (5%)
3	NAG	M	1	3,1	14,14,15	0.37	0	17,19,21	0.78	0
3	NAG	M	2	3	14,14,15	0.26	0	17,19,21	0.55	0
3	NAG	O	1	3,1	14,14,15	0.56	0	17,19,21	0.44	0
3	NAG	O	2	3	14,14,15	0.28	0	17,19,21	0.55	0
3	NAG	P	1	3,1	14,14,15	0.39	0	17,19,21	0.43	0
3	NAG	P	2	3	14,14,15	1.16	1 (7%)	17,19,21	1.29	1 (5%)
3	NAG	Q	1	3,1	14,14,15	0.19	0	17,19,21	0.71	1 (5%)
3	NAG	Q	2	3	14,14,15	0.25	0	17,19,21	0.49	0
3	NAG	R	1	3,1	14,14,15	0.39	0	17,19,21	0.65	0
3	NAG	R	2	3	14,14,15	0.39	0	17,19,21	0.58	0
3	NAG	S	1	3,1	14,14,15	0.44	0	17,19,21	0.66	0
3	NAG	S	2	3	14,14,15	0.34	0	17,19,21	0.39	0
3	NAG	T	1	3,1	14,14,15	0.38	0	17,19,21	0.62	0
3	NAG	T	2	3	14,14,15	0.21	0	17,19,21	0.47	0
3	NAG	V	1	3,1	14,14,15	0.28	0	17,19,21	0.46	0
3	NAG	V	2	3	14,14,15	0.20	0	17,19,21	0.58	0

In the following table, the Chirals column lists the number of chiral outliers, the number of chiral centers analysed, the number of these observed in the model and the number defined in the Chemical Component Dictionary. Similar counts are reported in the Torsion and Rings columns. '-' means no outliers of that kind were identified.

Mol	Type	Chain	Res	Link	Chirals	Torsions	Rings
3	NAG	E	1	3,1	-	0/6/23/26	0/1/1/1
3	NAG	E	2	3	-	2/6/23/26	0/1/1/1
3	NAG	F	1	3,1	-	1/6/23/26	0/1/1/1

Continued on next page...

Continued from previous page...

Mol	Type	Chain	Res	Link	Chirals	Torsions	Rings
3	NAG	F	2	3	-	3/6/23/26	0/1/1/1
3	NAG	G	1	3,1	-	1/6/23/26	0/1/1/1
3	NAG	G	2	3	-	4/6/23/26	0/1/1/1
3	NAG	H	1	3,1	-	4/6/23/26	0/1/1/1
3	NAG	H	2	3	-	2/6/23/26	0/1/1/1
3	NAG	I	1	3,1	-	2/6/23/26	0/1/1/1
3	NAG	I	2	3	-	3/6/23/26	0/1/1/1
3	NAG	J	1	3,1	-	2/6/23/26	0/1/1/1
3	NAG	J	2	3	-	2/6/23/26	0/1/1/1
3	NAG	K	1	3,1	-	2/6/23/26	0/1/1/1
3	NAG	K	2	3	-	0/6/23/26	0/1/1/1
3	NAG	L	1	3,1	-	2/6/23/26	0/1/1/1
3	NAG	L	2	3	-	0/6/23/26	0/1/1/1
3	NAG	M	1	3,1	-	0/6/23/26	0/1/1/1
3	NAG	M	2	3	-	0/6/23/26	0/1/1/1
3	NAG	O	1	3,1	-	2/6/23/26	0/1/1/1
3	NAG	O	2	3	-	3/6/23/26	0/1/1/1
3	NAG	P	1	3,1	-	2/6/23/26	0/1/1/1
3	NAG	P	2	3	-	2/6/23/26	0/1/1/1
3	NAG	Q	1	3,1	-	2/6/23/26	0/1/1/1
3	NAG	Q	2	3	-	2/6/23/26	0/1/1/1
3	NAG	R	1	3,1	-	3/6/23/26	0/1/1/1
3	NAG	R	2	3	-	3/6/23/26	0/1/1/1
3	NAG	S	1	3,1	-	3/6/23/26	0/1/1/1
3	NAG	S	2	3	-	0/6/23/26	0/1/1/1
3	NAG	T	1	3,1	-	3/6/23/26	0/1/1/1
3	NAG	T	2	3	-	2/6/23/26	0/1/1/1
3	NAG	V	1	3,1	-	2/6/23/26	0/1/1/1
3	NAG	V	2	3	-	2/6/23/26	0/1/1/1

All (2) bond length outliers are listed below:

Mol	Chain	Res	Type	Atoms	Z	Observed(Å)	Ideal(Å)
3	P	2	NAG	O5-C1	3.86	1.49	1.43
3	L	1	NAG	O5-C1	2.65	1.47	1.43

All (4) bond angle outliers are listed below:

Mol	Chain	Res	Type	Atoms	Z	Observed(°)	Ideal(°)
3	P	2	NAG	C1-O5-C5	5.00	118.97	112.19
3	L	1	NAG	C1-O5-C5	4.45	118.22	112.19
3	L	2	NAG	C1-O5-C5	2.56	115.66	112.19
3	Q	1	NAG	C1-O5-C5	2.46	115.52	112.19

There are no chirality outliers.

All (61) torsion outliers are listed below:

Mol	Chain	Res	Type	Atoms
3	H	2	NAG	C4-C5-C6-O6
3	J	1	NAG	C4-C5-C6-O6
3	L	1	NAG	C4-C5-C6-O6
3	H	2	NAG	O5-C5-C6-O6
3	J	1	NAG	O5-C5-C6-O6
3	L	1	NAG	O5-C5-C6-O6
3	O	1	NAG	C4-C5-C6-O6
3	O	2	NAG	C4-C5-C6-O6
3	Q	2	NAG	C4-C5-C6-O6
3	G	2	NAG	O5-C5-C6-O6
3	Q	1	NAG	O5-C5-C6-O6
3	R	1	NAG	O5-C5-C6-O6
3	I	1	NAG	O5-C5-C6-O6
3	I	2	NAG	C4-C5-C6-O6
3	Q	1	NAG	C4-C5-C6-O6
3	O	1	NAG	O5-C5-C6-O6
3	I	2	NAG	O5-C5-C6-O6
3	J	2	NAG	O5-C5-C6-O6
3	R	2	NAG	O5-C5-C6-O6
3	F	2	NAG	C4-C5-C6-O6
3	R	2	NAG	C4-C5-C6-O6
3	V	2	NAG	O5-C5-C6-O6
3	O	2	NAG	O5-C5-C6-O6
3	H	1	NAG	O5-C5-C6-O6
3	P	1	NAG	O5-C5-C6-O6
3	P	2	NAG	O5-C5-C6-O6
3	R	1	NAG	C4-C5-C6-O6
3	F	2	NAG	O5-C5-C6-O6
3	E	2	NAG	C4-C5-C6-O6
3	G	2	NAG	C4-C5-C6-O6
3	P	2	NAG	C4-C5-C6-O6
3	J	2	NAG	C4-C5-C6-O6
3	H	1	NAG	C4-C5-C6-O6
3	V	2	NAG	C4-C5-C6-O6

*Continued on next page...*

*Continued from previous page...*

Mol	Chain	Res	Type	Atoms
3	P	1	NAG	C4-C5-C6-O6
3	E	2	NAG	O5-C5-C6-O6
3	S	1	NAG	O5-C5-C6-O6
3	I	1	NAG	C4-C5-C6-O6
3	Q	2	NAG	O5-C5-C6-O6
3	K	1	NAG	O5-C5-C6-O6
3	T	2	NAG	O5-C5-C6-O6
3	S	1	NAG	C4-C5-C6-O6
3	H	1	NAG	C1-C2-N2-C7
3	V	1	NAG	C1-C2-N2-C7
3	T	2	NAG	C4-C5-C6-O6
3	T	1	NAG	C4-C5-C6-O6
3	K	1	NAG	C4-C5-C6-O6
3	T	1	NAG	O5-C5-C6-O6
3	V	1	NAG	C3-C2-N2-C7
3	F	1	NAG	C3-C2-N2-C7
3	F	2	NAG	C3-C2-N2-C7
3	I	2	NAG	C3-C2-N2-C7
3	O	2	NAG	C3-C2-N2-C7
3	R	1	NAG	C3-C2-N2-C7
3	R	2	NAG	C3-C2-N2-C7
3	S	1	NAG	C3-C2-N2-C7
3	T	1	NAG	C3-C2-N2-C7
3	G	2	NAG	C3-C2-N2-C7
3	H	1	NAG	C3-C2-N2-C7
3	G	1	NAG	C1-C2-N2-C7
3	G	2	NAG	C1-C2-N2-C7

There are no ring outliers.

13 monomers are involved in 9 short contacts:

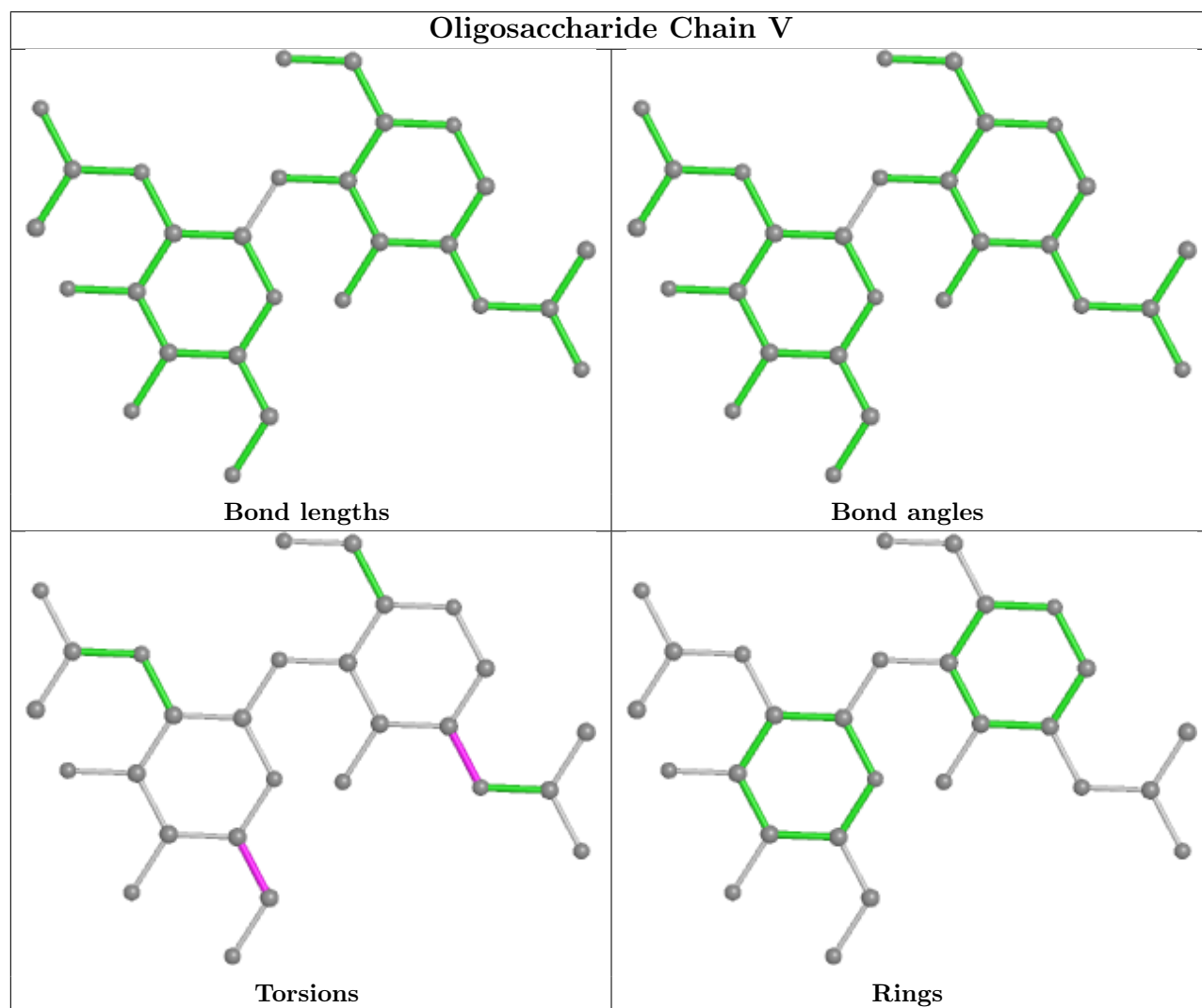
Mol	Chain	Res	Type	Clashes	Symm-Clashes
3	H	1	NAG	1	0
3	I	2	NAG	1	0
3	P	2	NAG	2	0
3	L	1	NAG	1	0
3	V	1	NAG	1	0
3	Q	1	NAG	1	0
3	P	1	NAG	2	0
3	I	1	NAG	1	0
3	F	2	NAG	1	0
3	M	2	NAG	1	0

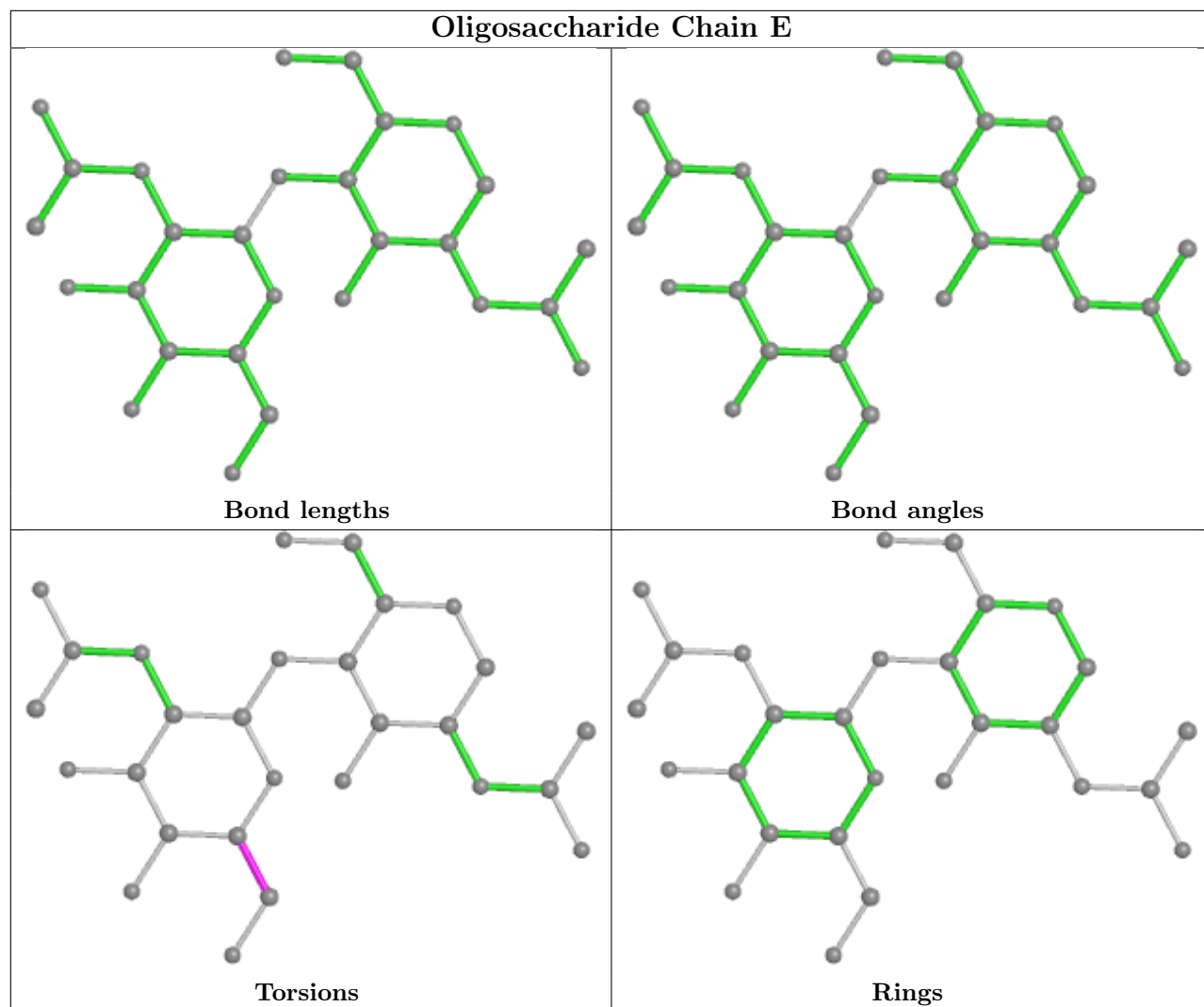
*Continued on next page...*

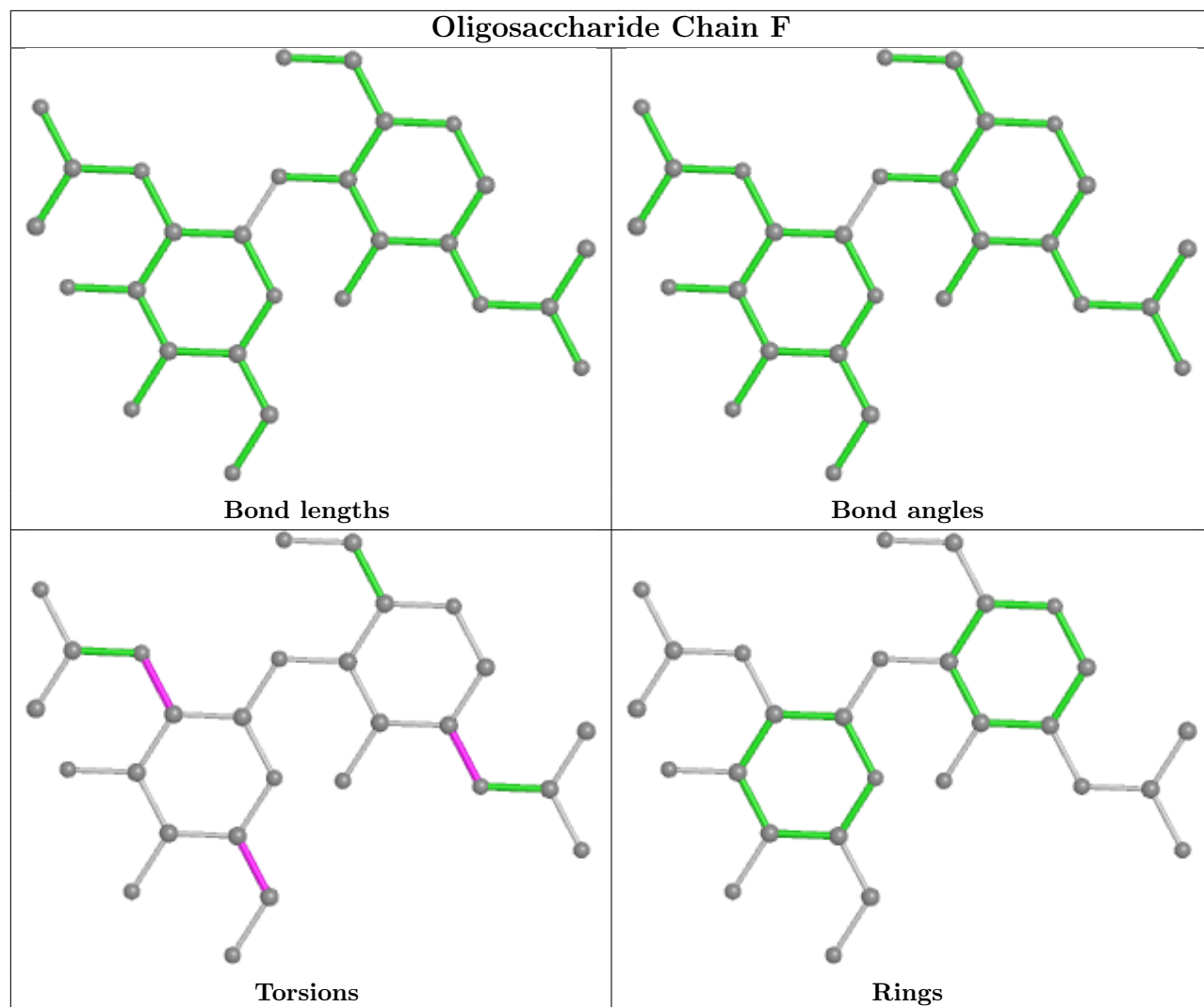
Continued from previous page...

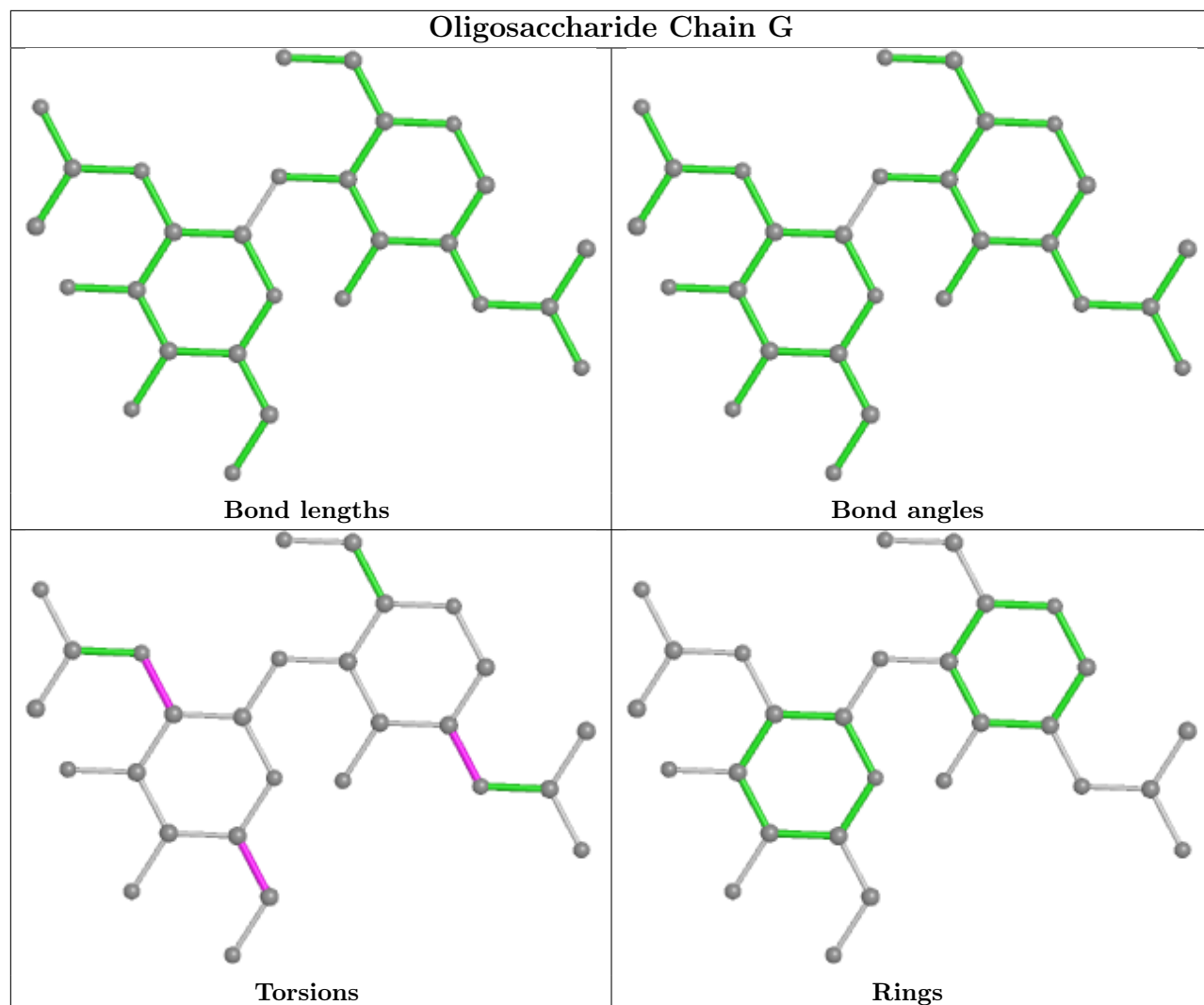
Mol	Chain	Res	Type	Clashes	Symm-Clashes
3	F	1	NAG	1	0
3	M	1	NAG	1	0
3	L	2	NAG	1	0

The following is a two-dimensional graphical depiction of Mogul quality analysis of bond lengths, bond angles, torsion angles, and ring geometry for oligosaccharide.

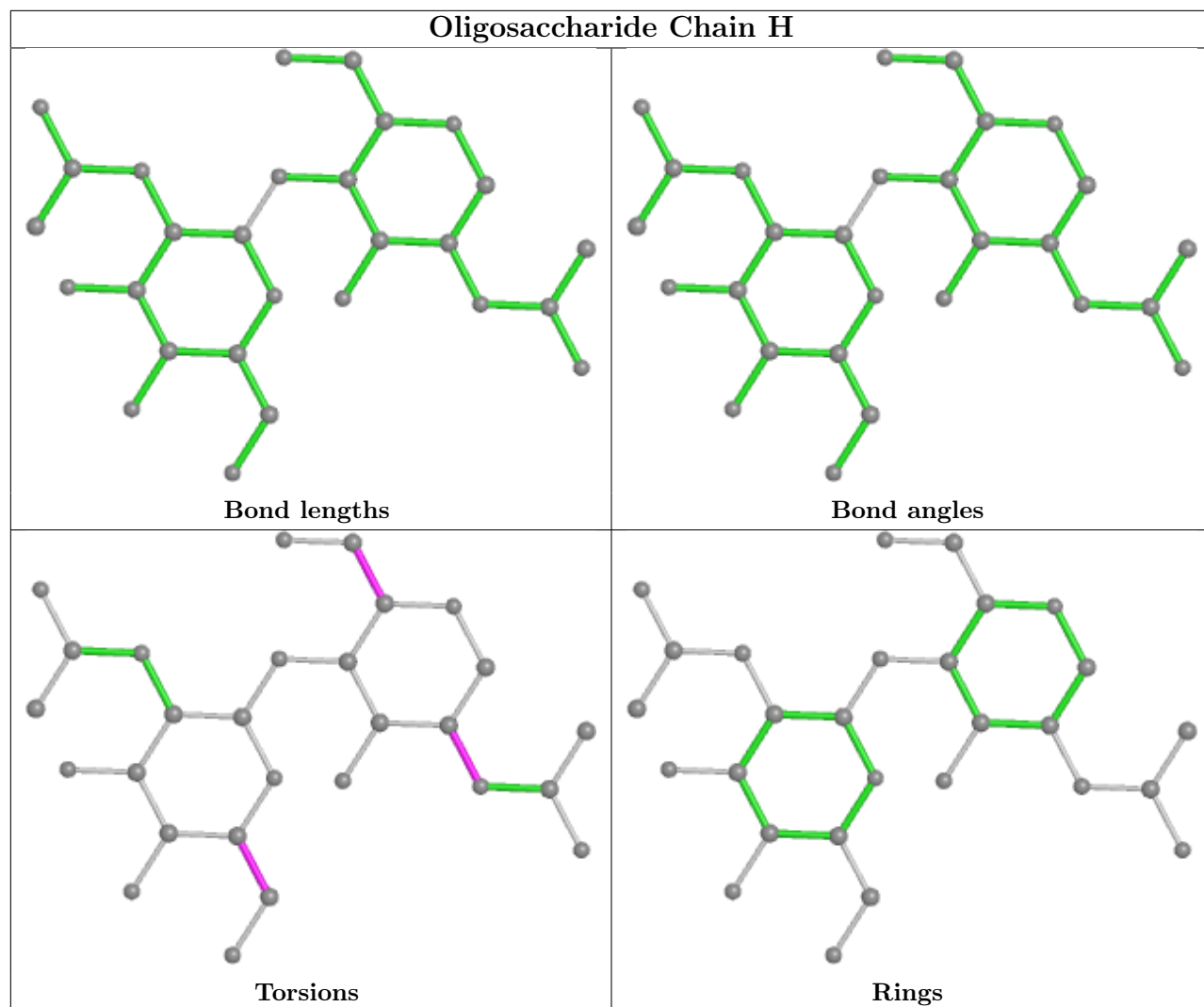


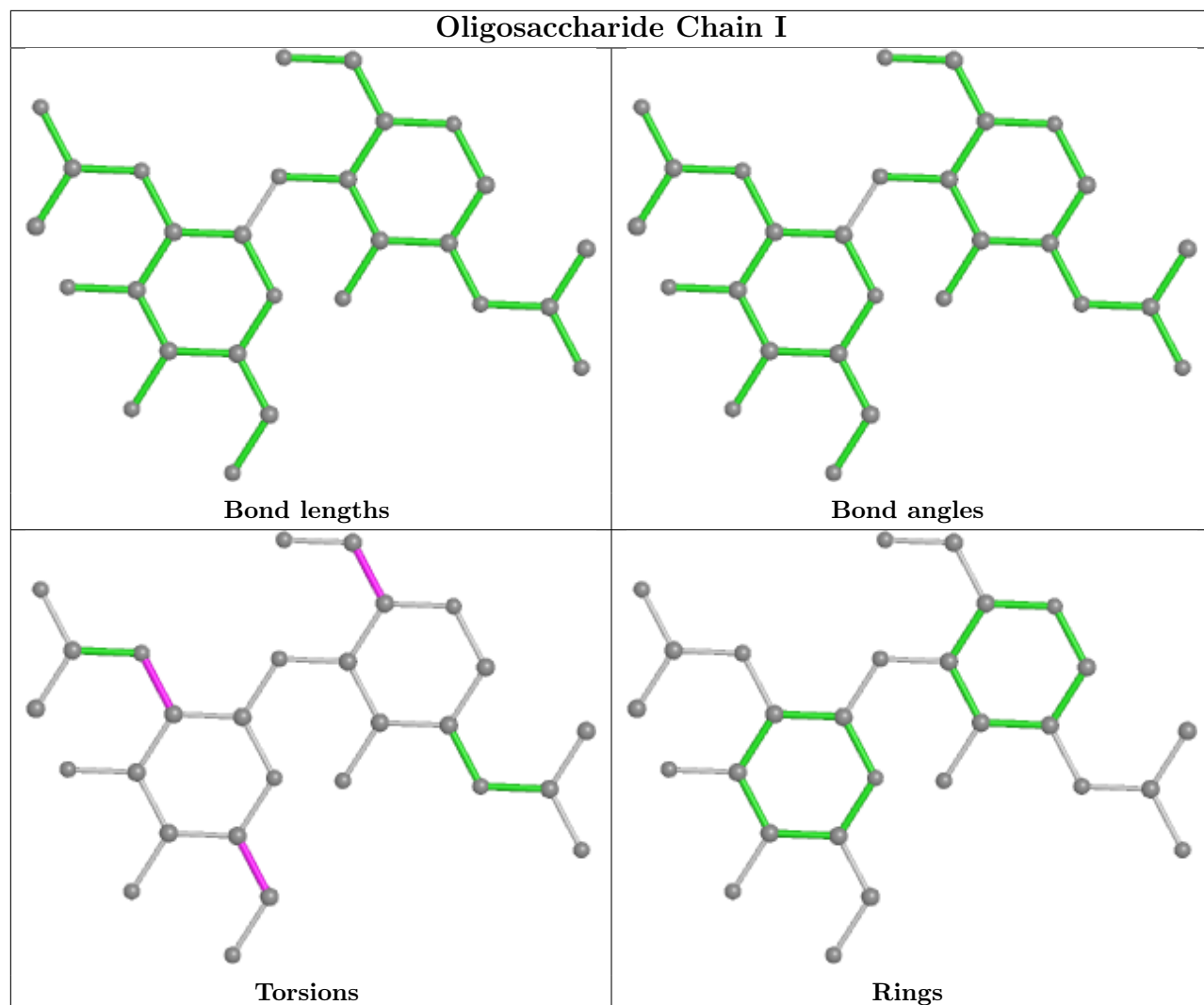


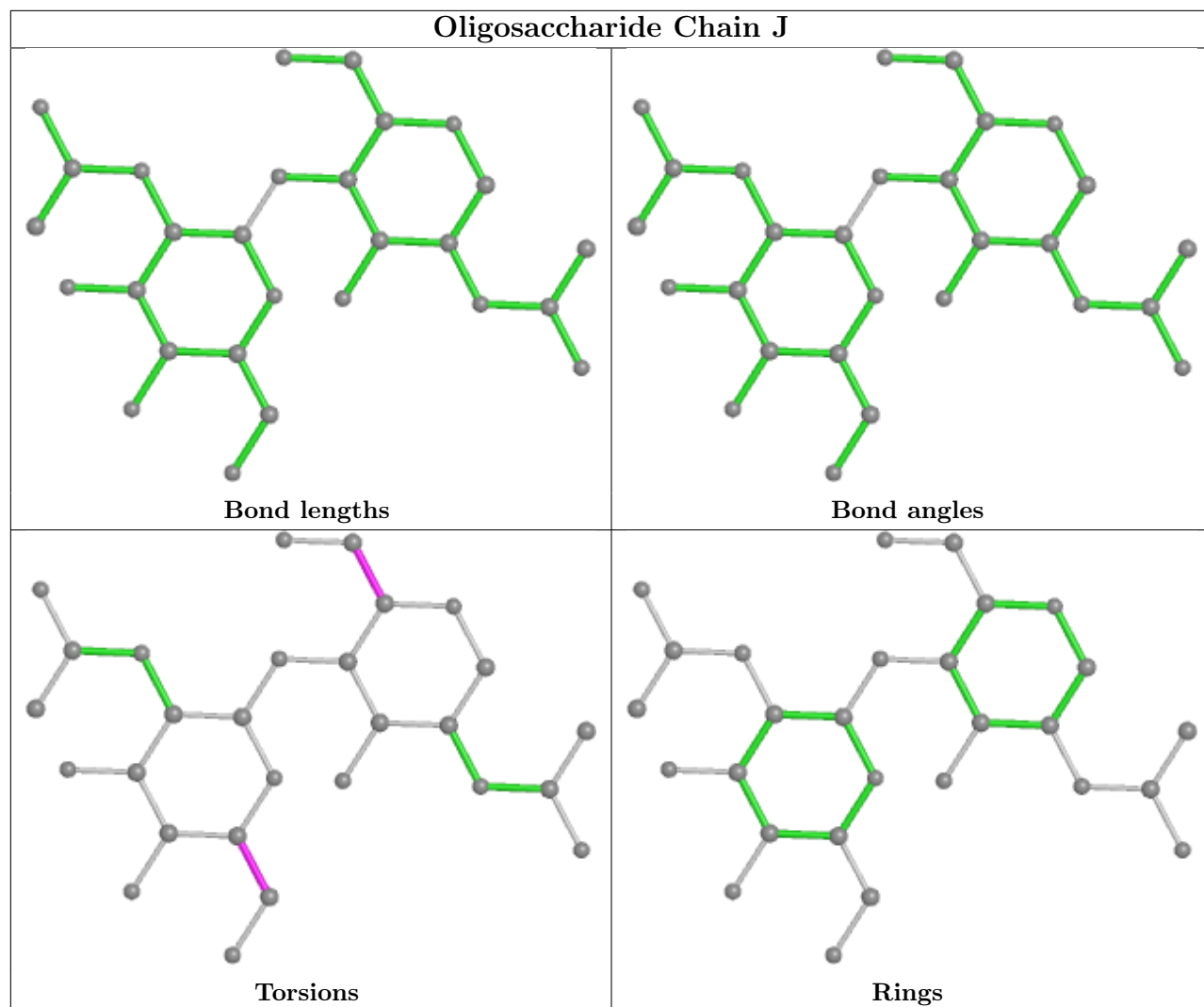


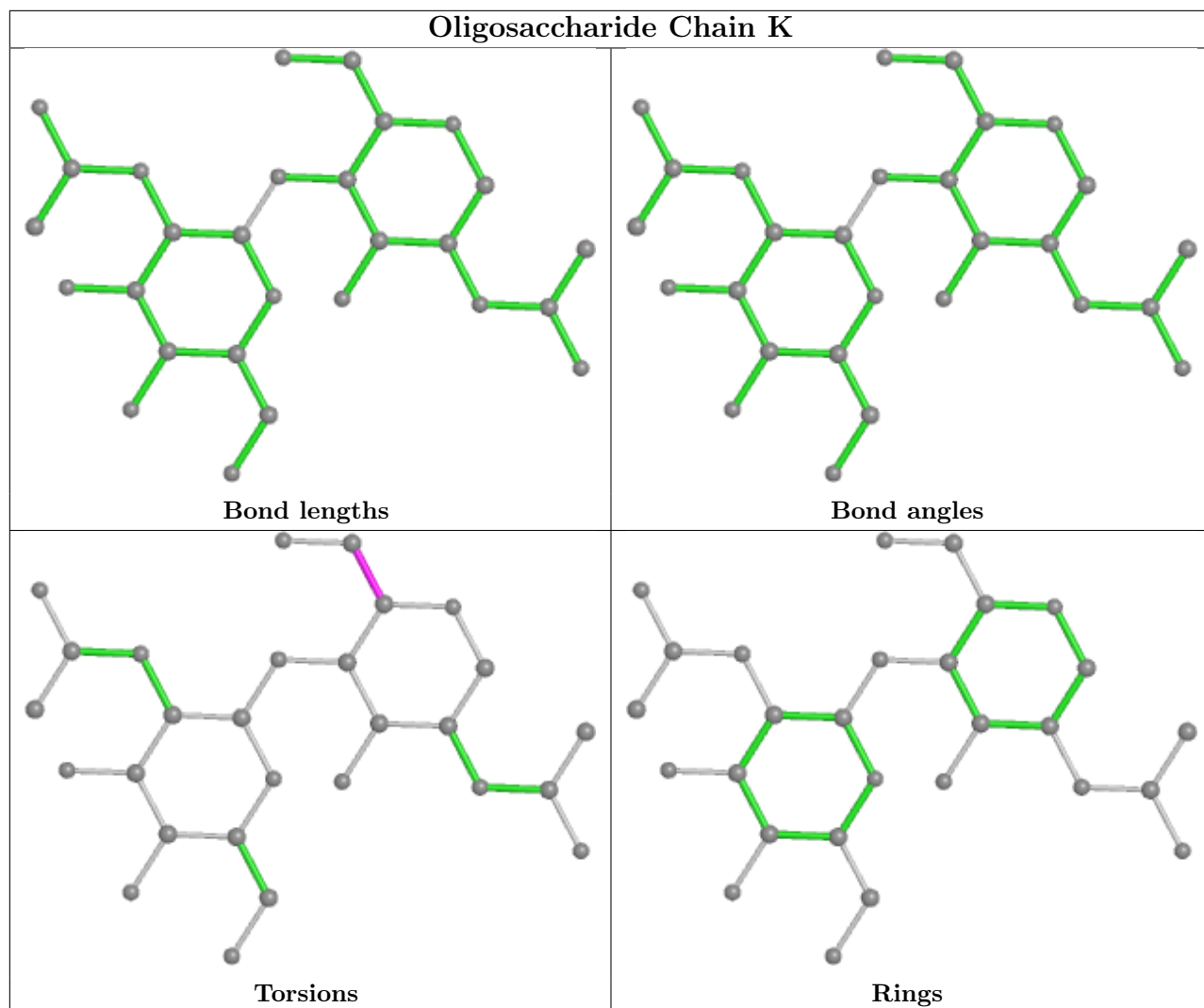


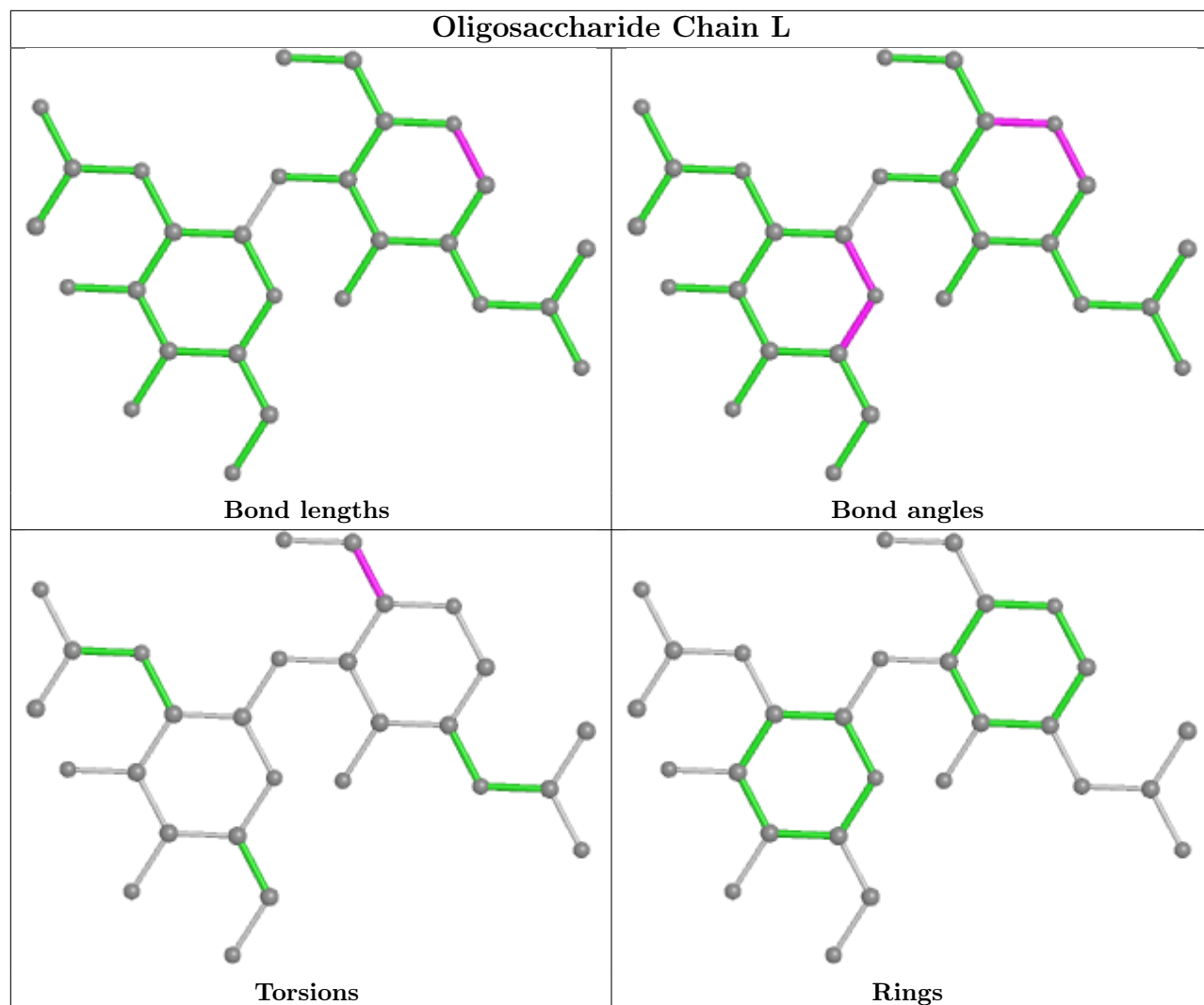


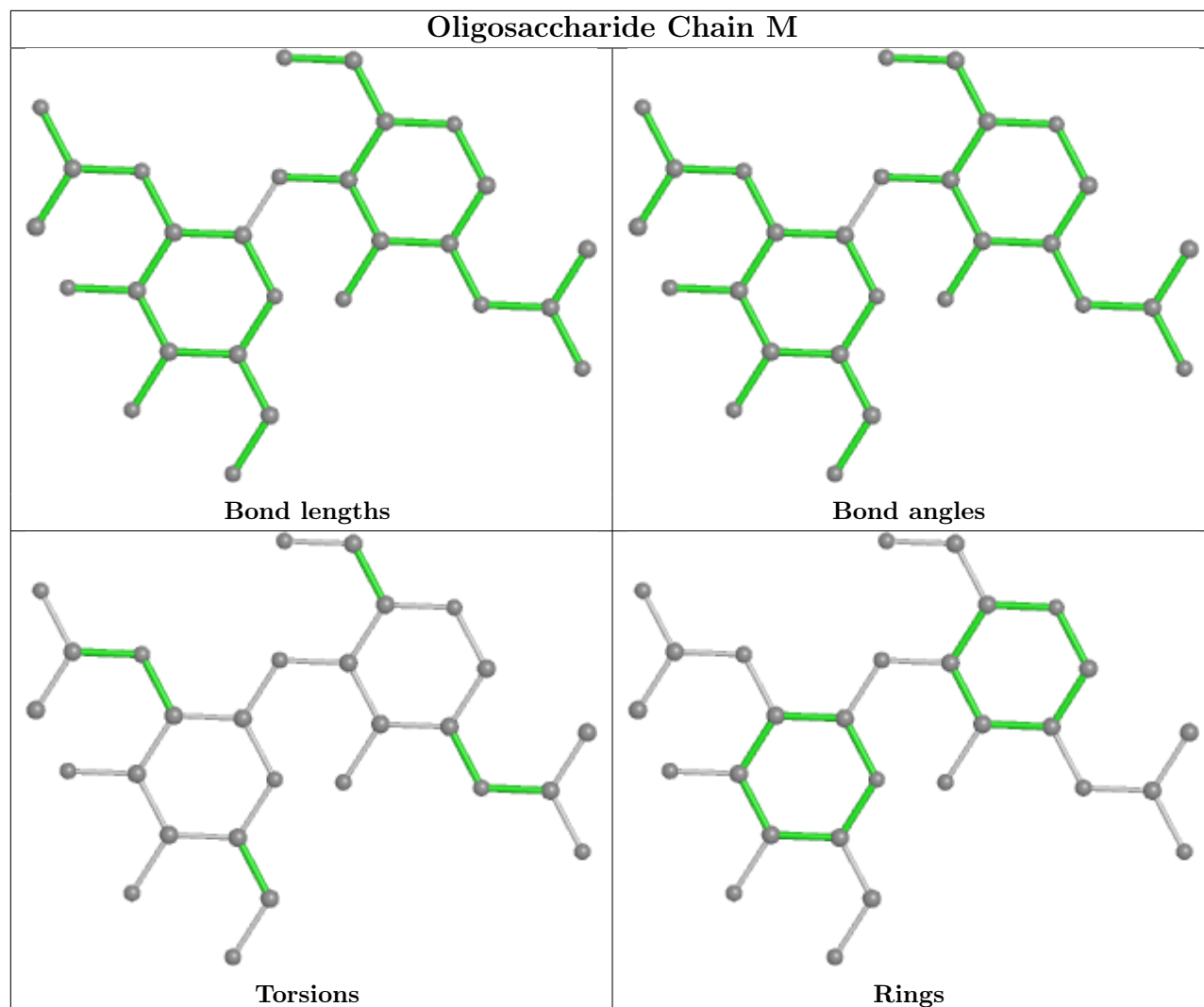


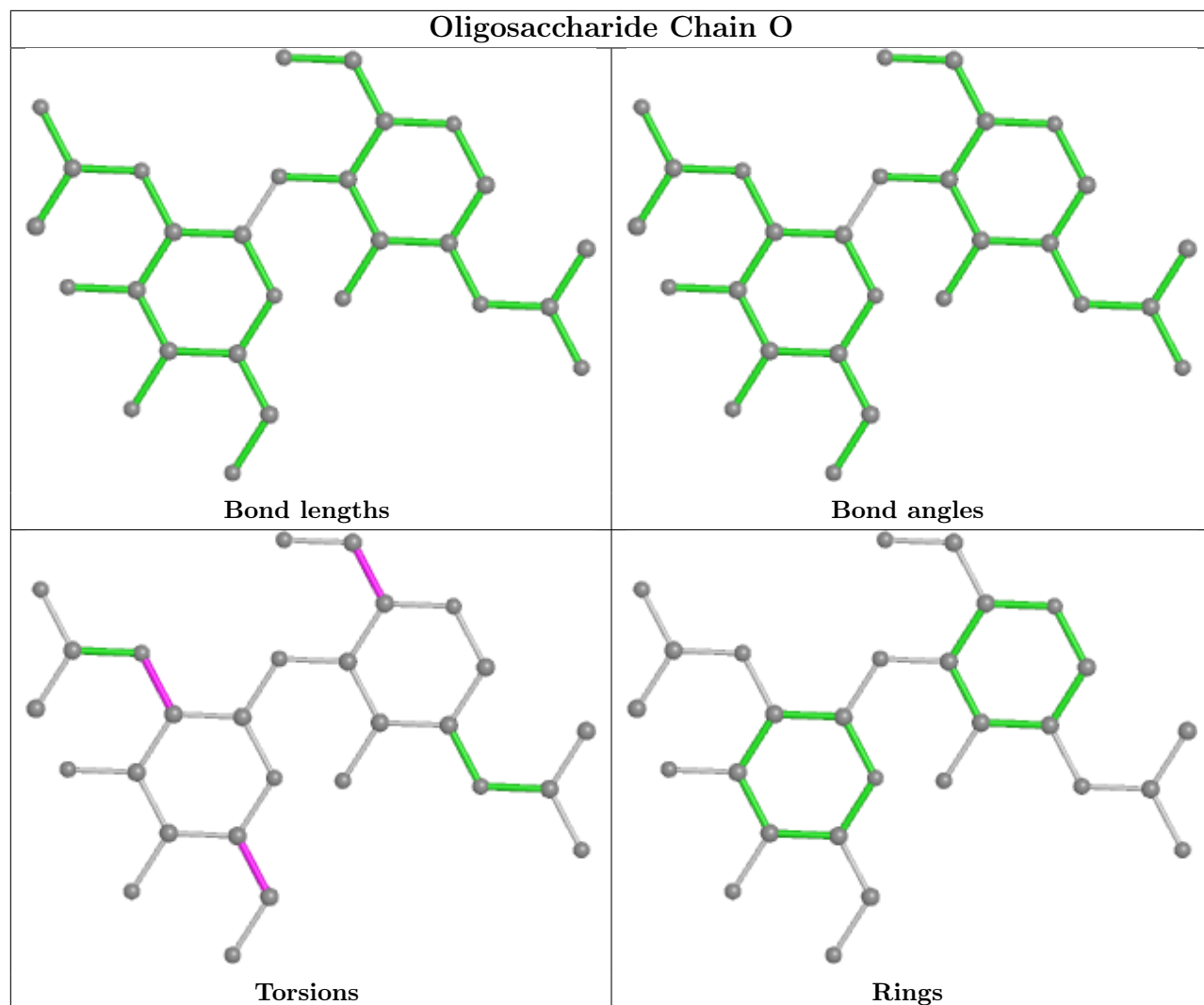


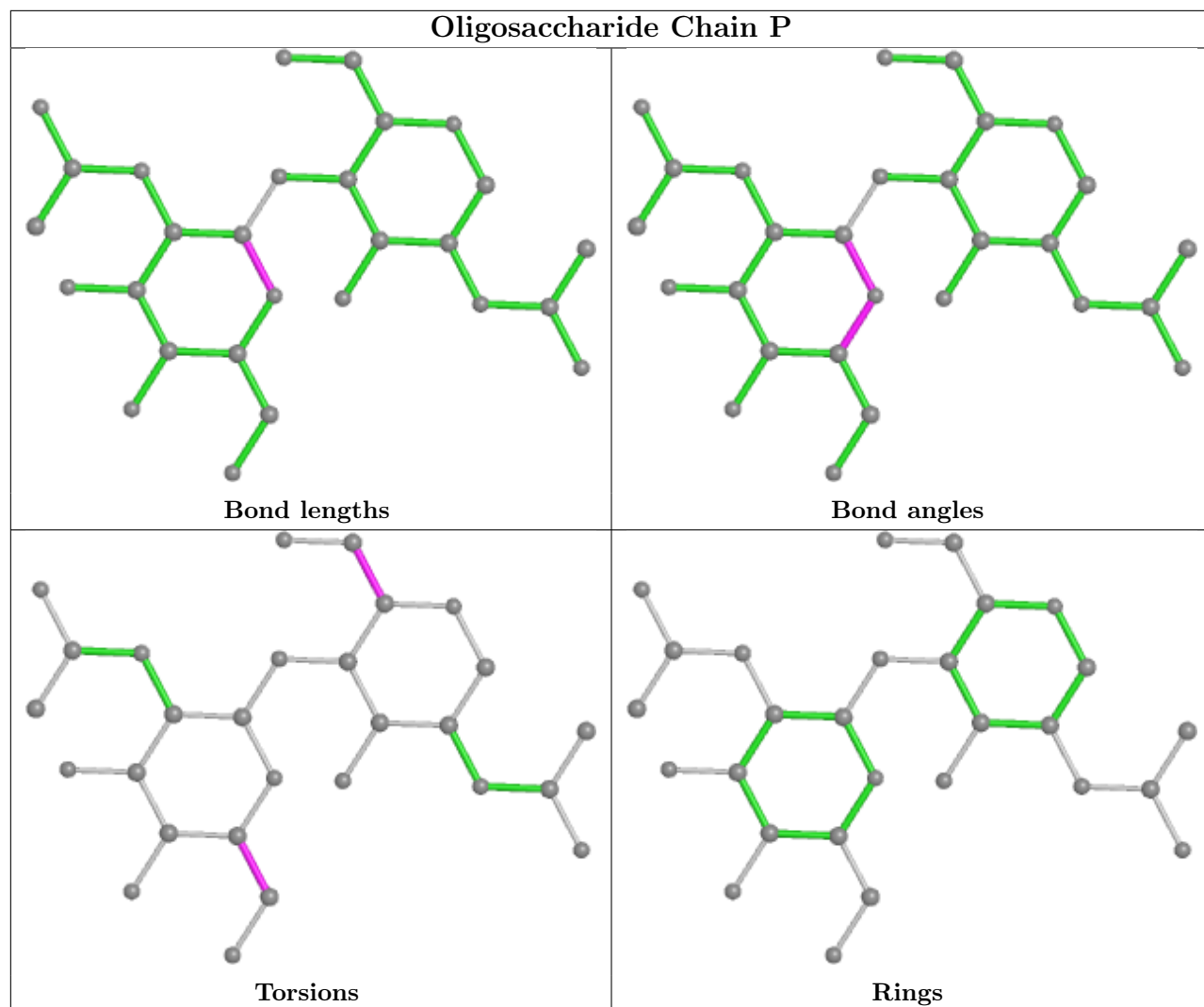




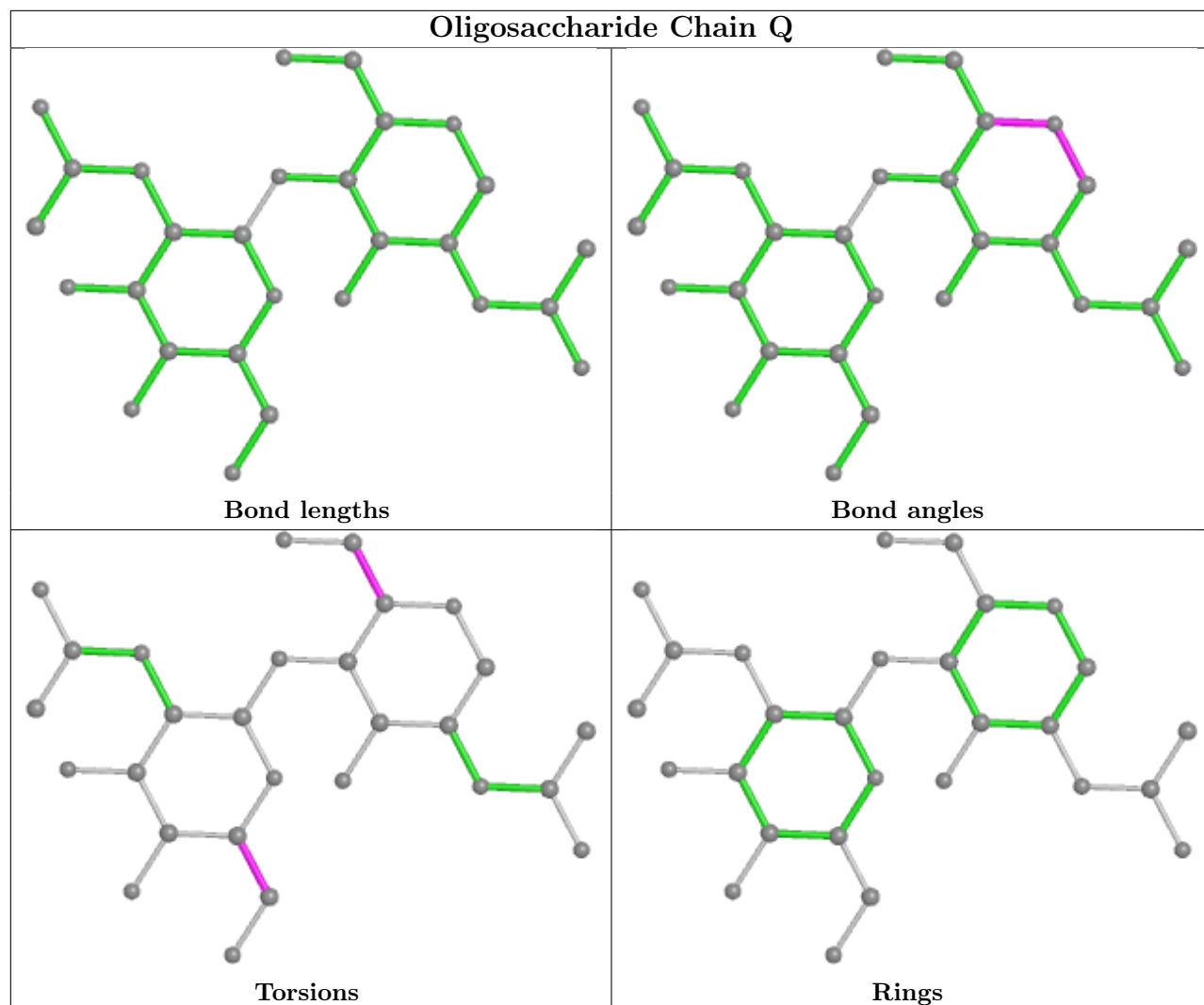


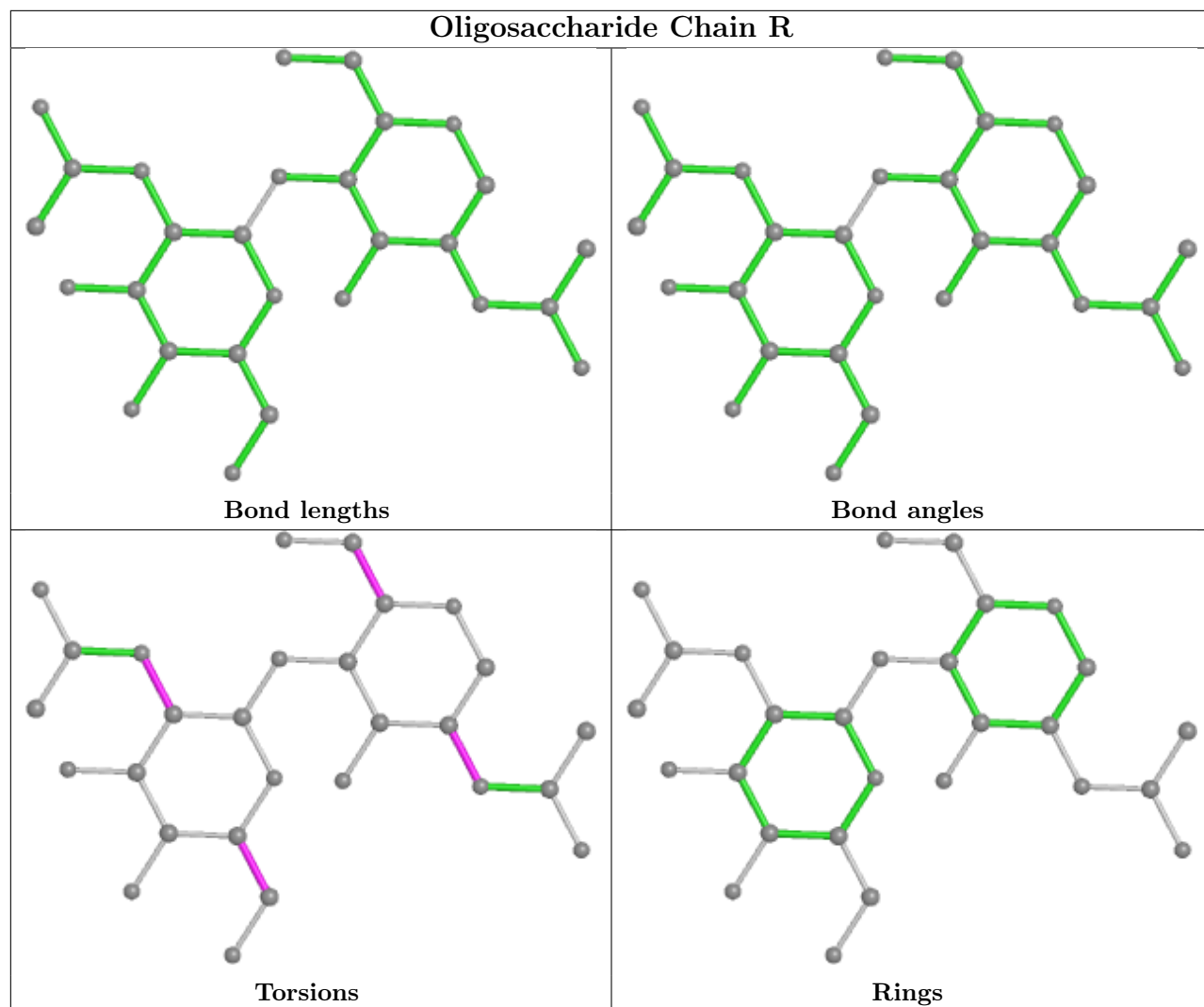


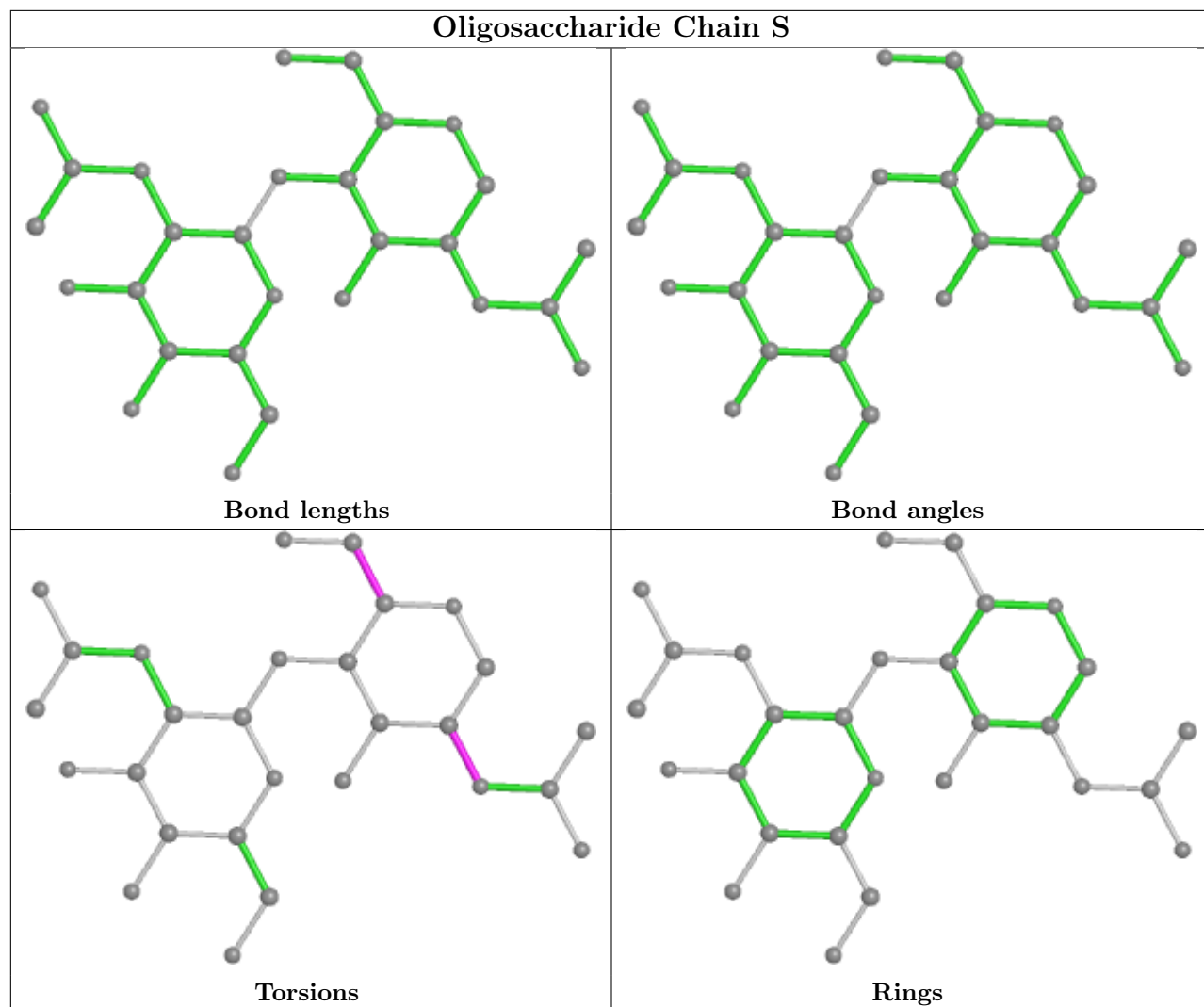


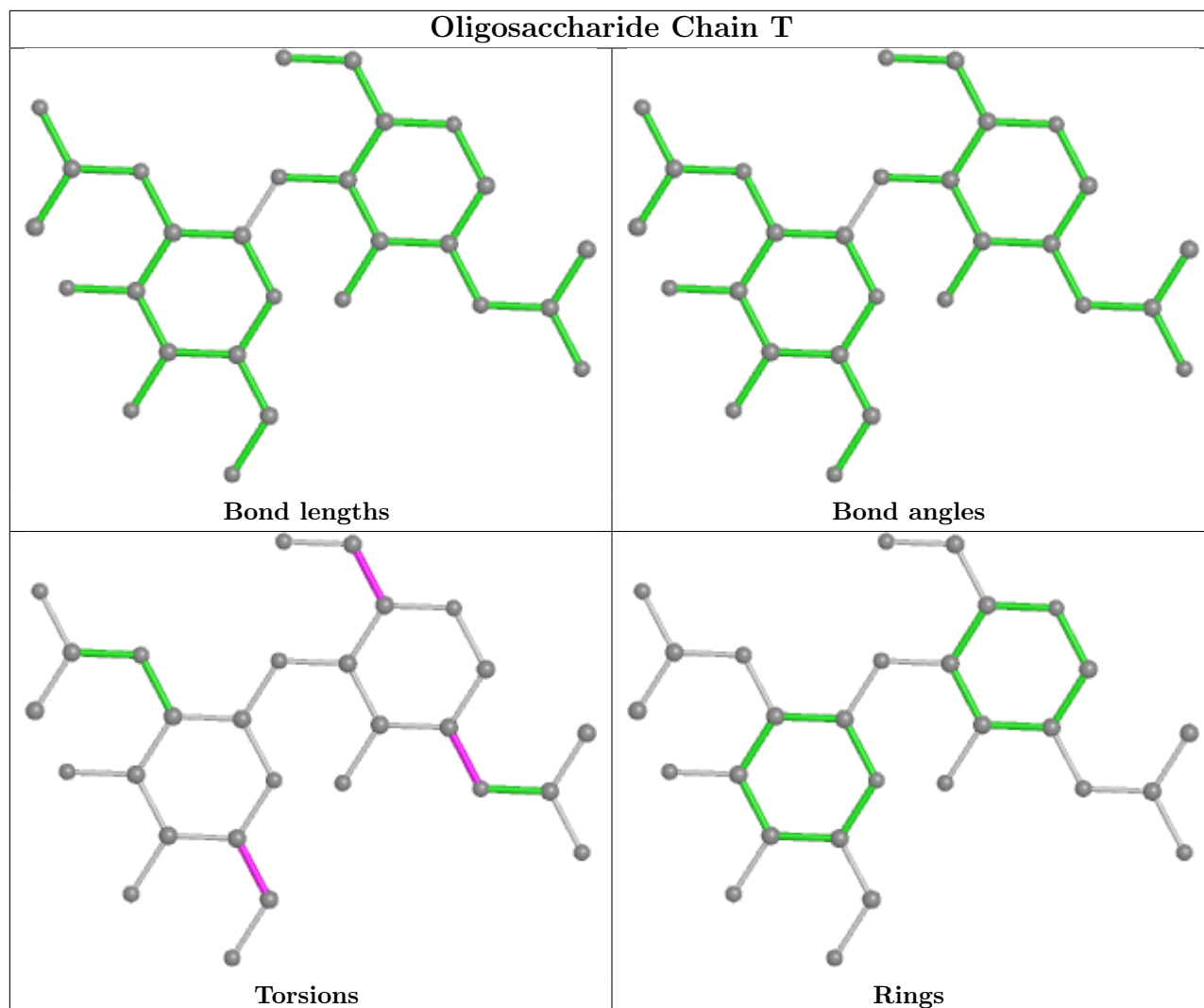












## 5.6 Ligand geometry [i](#)

27 ligands are modelled in this entry.

In the following table, the Counts columns list the number of bonds (or angles) for which Mogul statistics could be retrieved, the number of bonds (or angles) that are observed in the model and the number of bonds (or angles) that are defined in the Chemical Component Dictionary. The Link column lists molecule types, if any, to which the group is linked. The Z score for a bond length (or angle) is the number of standard deviations the observed value is removed from the expected value. A bond length (or angle) with  $|Z| > 2$  is considered an outlier worth inspection. RMSZ is the root-mean-square of all Z scores of the bond lengths (or angles).

Mol	Type	Chain	Res	Link	Bond lengths			Bond angles		
					Counts	RMSZ	# Z  > 2	Counts	RMSZ	# Z  > 2
4	NAG	C	1304	1	14,14,15	0.24	0	17,19,21	0.53	0
4	NAG	B	1311	1	14,14,15	0.45	0	17,19,21	1.07	2 (11%)
4	NAG	C	1309	1	14,14,15	0.17	0	17,19,21	0.49	0

Mol	Type	Chain	Res	Link	Bond lengths			Bond angles		
					Counts	RMSZ	# Z  > 2	Counts	RMSZ	# Z  > 2
4	NAG	B	1307	1	14,14,15	0.29	0	17,19,21	0.40	0
4	NAG	B	1306	1	14,14,15	0.31	0	17,19,21	0.64	0
4	NAG	B	1309	1	14,14,15	0.49	0	17,19,21	0.38	0
4	NAG	B	1304	1	14,14,15	0.33	0	17,19,21	0.70	1 (5%)
4	NAG	B	1308	1	14,14,15	0.31	0	17,19,21	0.35	0
4	NAG	A	1306	1	14,14,15	0.35	0	17,19,21	0.79	1 (5%)
4	NAG	A	1303	1	14,14,15	0.30	0	17,19,21	0.63	1 (5%)
4	NAG	A	1302	1	14,14,15	0.21	0	17,19,21	0.43	0
4	NAG	C	1307	1	14,14,15	0.26	0	17,19,21	0.54	0
4	NAG	C	1306	1	14,14,15	0.21	0	17,19,21	0.62	0
4	NAG	B	1302	1	14,14,15	0.33	0	17,19,21	0.47	0
4	NAG	B	1305	1	14,14,15	0.42	0	17,19,21	0.57	0
4	NAG	C	1301	1	14,14,15	0.48	0	17,19,21	0.64	1 (5%)
4	NAG	A	1307	1	14,14,15	0.27	0	17,19,21	0.42	0
4	NAG	A	1305	1	14,14,15	0.34	0	17,19,21	0.53	0
4	NAG	C	1302	1	14,14,15	0.32	0	17,19,21	0.44	0
4	NAG	A	1301	1	14,14,15	0.33	0	17,19,21	0.63	1 (5%)
4	NAG	B	1301	1	14,14,15	0.36	0	17,19,21	0.54	0
4	NAG	C	1303	1	14,14,15	0.22	0	17,19,21	0.35	0
4	NAG	C	1305	1	14,14,15	0.24	0	17,19,21	0.57	0
4	NAG	A	1304	1	14,14,15	0.51	0	17,19,21	0.59	0
4	NAG	B	1310	1	14,14,15	0.14	0	17,19,21	0.56	0
4	NAG	C	1308	1	14,14,15	0.25	0	17,19,21	0.51	0
4	NAG	B	1303	1	14,14,15	0.23	0	17,19,21	0.38	0

In the following table, the Chirals column lists the number of chiral outliers, the number of chiral centers analysed, the number of these observed in the model and the number defined in the Chemical Component Dictionary. Similar counts are reported in the Torsion and Rings columns. '-' means no outliers of that kind were identified.

Mol	Type	Chain	Res	Link	Chirals	Torsions	Rings
4	NAG	C	1304	1	-	2/6/23/26	0/1/1/1
4	NAG	B	1311	1	-	2/6/23/26	0/1/1/1
4	NAG	C	1309	1	-	2/6/23/26	0/1/1/1
4	NAG	B	1307	1	-	0/6/23/26	0/1/1/1
4	NAG	B	1306	1	-	2/6/23/26	0/1/1/1
4	NAG	B	1309	1	-	3/6/23/26	0/1/1/1
4	NAG	B	1304	1	-	3/6/23/26	0/1/1/1
4	NAG	B	1308	1	-	1/6/23/26	0/1/1/1
4	NAG	A	1306	1	-	2/6/23/26	0/1/1/1

Continued on next page...

Continued from previous page...

Mol	Type	Chain	Res	Link	Chirals	Torsions	Rings
4	NAG	A	1303	1	-	0/6/23/26	0/1/1/1
4	NAG	A	1302	1	-	2/6/23/26	0/1/1/1
4	NAG	C	1307	1	-	0/6/23/26	0/1/1/1
4	NAG	C	1306	1	-	0/6/23/26	0/1/1/1
4	NAG	B	1302	1	-	2/6/23/26	0/1/1/1
4	NAG	B	1305	1	-	2/6/23/26	0/1/1/1
4	NAG	C	1301	1	-	2/6/23/26	0/1/1/1
4	NAG	A	1307	1	-	2/6/23/26	0/1/1/1
4	NAG	A	1305	1	-	3/6/23/26	0/1/1/1
4	NAG	C	1302	1	-	2/6/23/26	0/1/1/1
4	NAG	A	1301	1	-	0/6/23/26	0/1/1/1
4	NAG	B	1301	1	-	3/6/23/26	0/1/1/1
4	NAG	C	1303	1	-	1/6/23/26	0/1/1/1
4	NAG	C	1305	1	-	1/6/23/26	0/1/1/1
4	NAG	A	1304	1	-	3/6/23/26	0/1/1/1
4	NAG	B	1310	1	-	2/6/23/26	0/1/1/1
4	NAG	C	1308	1	-	2/6/23/26	0/1/1/1
4	NAG	B	1303	1	-	0/6/23/26	0/1/1/1

There are no bond length outliers.

All (7) bond angle outliers are listed below:

Mol	Chain	Res	Type	Atoms	Z	Observed(°)	Ideal(°)
4	B	1311	NAG	O4-C4-C3	3.49	118.41	110.35
4	A	1306	NAG	C1-O5-C5	2.89	116.11	112.19
4	B	1304	NAG	C1-O5-C5	2.18	115.15	112.19
4	A	1303	NAG	C1-O5-C5	2.17	115.14	112.19
4	A	1301	NAG	C1-O5-C5	2.13	115.08	112.19
4	C	1301	NAG	C1-O5-C5	2.02	114.93	112.19
4	B	1311	NAG	C1-O5-C5	2.00	114.91	112.19

There are no chirality outliers.

All (44) torsion outliers are listed below:

Mol	Chain	Res	Type	Atoms
4	A	1306	NAG	C4-C5-C6-O6
4	C	1308	NAG	C4-C5-C6-O6
4	C	1309	NAG	C4-C5-C6-O6

Continued on next page...

*Continued from previous page...*

Mol	Chain	Res	Type	Atoms
4	B	1301	NAG	O5-C5-C6-O6
4	B	1302	NAG	O5-C5-C6-O6
4	C	1304	NAG	C4-C5-C6-O6
4	A	1306	NAG	O5-C5-C6-O6
4	A	1304	NAG	O5-C5-C6-O6
4	B	1304	NAG	C4-C5-C6-O6
4	A	1302	NAG	O5-C5-C6-O6
4	A	1307	NAG	C4-C5-C6-O6
4	B	1302	NAG	C4-C5-C6-O6
4	B	1311	NAG	C4-C5-C6-O6
4	B	1304	NAG	O5-C5-C6-O6
4	C	1304	NAG	O5-C5-C6-O6
4	C	1308	NAG	O5-C5-C6-O6
4	C	1309	NAG	O5-C5-C6-O6
4	A	1307	NAG	O5-C5-C6-O6
4	B	1311	NAG	O5-C5-C6-O6
4	A	1302	NAG	C4-C5-C6-O6
4	A	1304	NAG	C4-C5-C6-O6
4	B	1310	NAG	O5-C5-C6-O6
4	B	1301	NAG	C4-C5-C6-O6
4	B	1310	NAG	C4-C5-C6-O6
4	C	1301	NAG	O5-C5-C6-O6
4	C	1303	NAG	O5-C5-C6-O6
4	A	1305	NAG	O5-C5-C6-O6
4	C	1302	NAG	O5-C5-C6-O6
4	B	1308	NAG	O5-C5-C6-O6
4	B	1309	NAG	C1-C2-N2-C7
4	A	1304	NAG	C3-C2-N2-C7
4	A	1305	NAG	C3-C2-N2-C7
4	B	1301	NAG	C3-C2-N2-C7
4	C	1301	NAG	C3-C2-N2-C7
4	C	1305	NAG	C3-C2-N2-C7
4	B	1309	NAG	C4-C5-C6-O6
4	B	1305	NAG	C1-C2-N2-C7
4	A	1305	NAG	C1-C2-N2-C7
4	B	1304	NAG	C3-C2-N2-C7
4	B	1305	NAG	C3-C2-N2-C7
4	B	1306	NAG	C3-C2-N2-C7
4	B	1309	NAG	C3-C2-N2-C7
4	C	1302	NAG	C1-C2-N2-C7
4	B	1306	NAG	C1-C2-N2-C7

There are no ring outliers.

7 monomers are involved in 10 short contacts:

Mol	Chain	Res	Type	Clashes	Symm-Clashes
4	B	1306	NAG	1	0
4	B	1308	NAG	1	0
4	A	1303	NAG	2	0
4	B	1302	NAG	1	0
4	C	1305	NAG	1	0
4	A	1304	NAG	2	0
4	B	1310	NAG	2	0

## 5.7 Other polymers [i](#)

There are no such residues in this entry.

## 5.8 Polymer linkage issues [i](#)

There are no chain breaks in this entry.



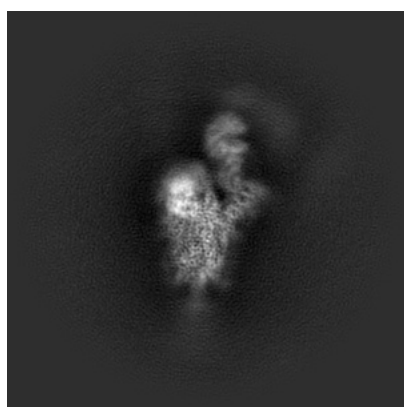
## 6 Map visualisation [i](#)

This section contains visualisations of the EMDB entry EMD-31557. These allow visual inspection of the internal detail of the map and identification of artifacts.

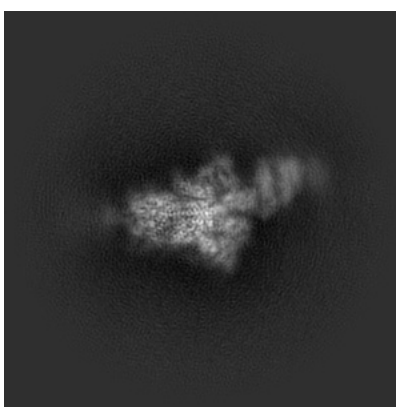
No raw map or half-maps were deposited for this entry and therefore no images, graphs, etc. pertaining to the raw map can be shown.

### 6.1 Orthogonal projections [i](#)

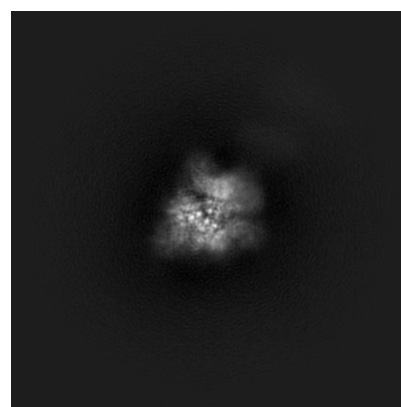
#### 6.1.1 Primary map



X



Y

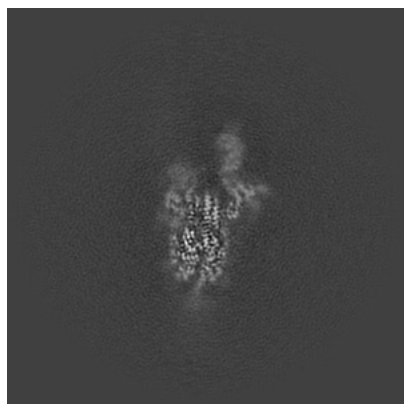


Z

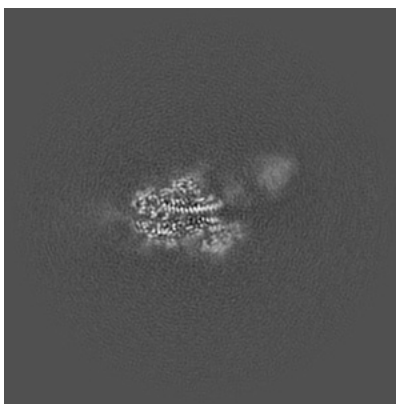
The images above show the map projected in three orthogonal directions.

### 6.2 Central slices [i](#)

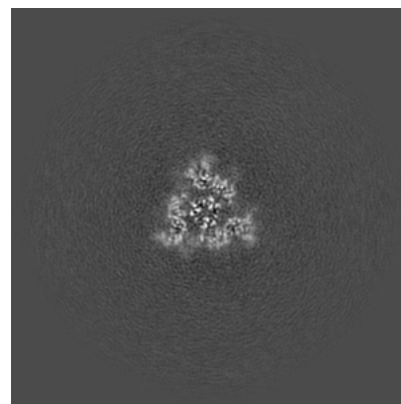
#### 6.2.1 Primary map



X Index: 180



Y Index: 180

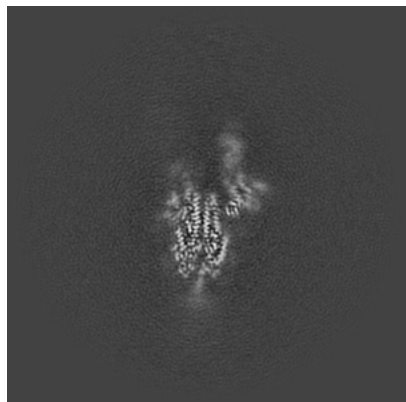


Z Index: 180

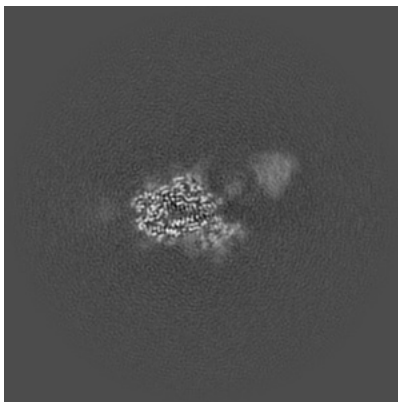
The images above show central slices of the map in three orthogonal directions.

## 6.3 Largest variance slices [i](#)

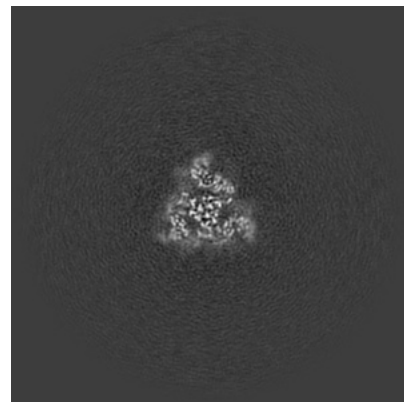
### 6.3.1 Primary map



X Index: 177



Y Index: 182



Z Index: 178

The images above show the largest variance slices of the map in three orthogonal directions.

## 6.4 Orthogonal surface views [i](#)

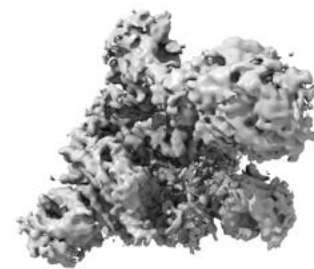
### 6.4.1 Primary map



X



Y



Z

The images above show the 3D surface view of the map at the recommended contour level 0.45. These images, in conjunction with the slice images, may facilitate assessment of whether an appropriate contour level has been provided.

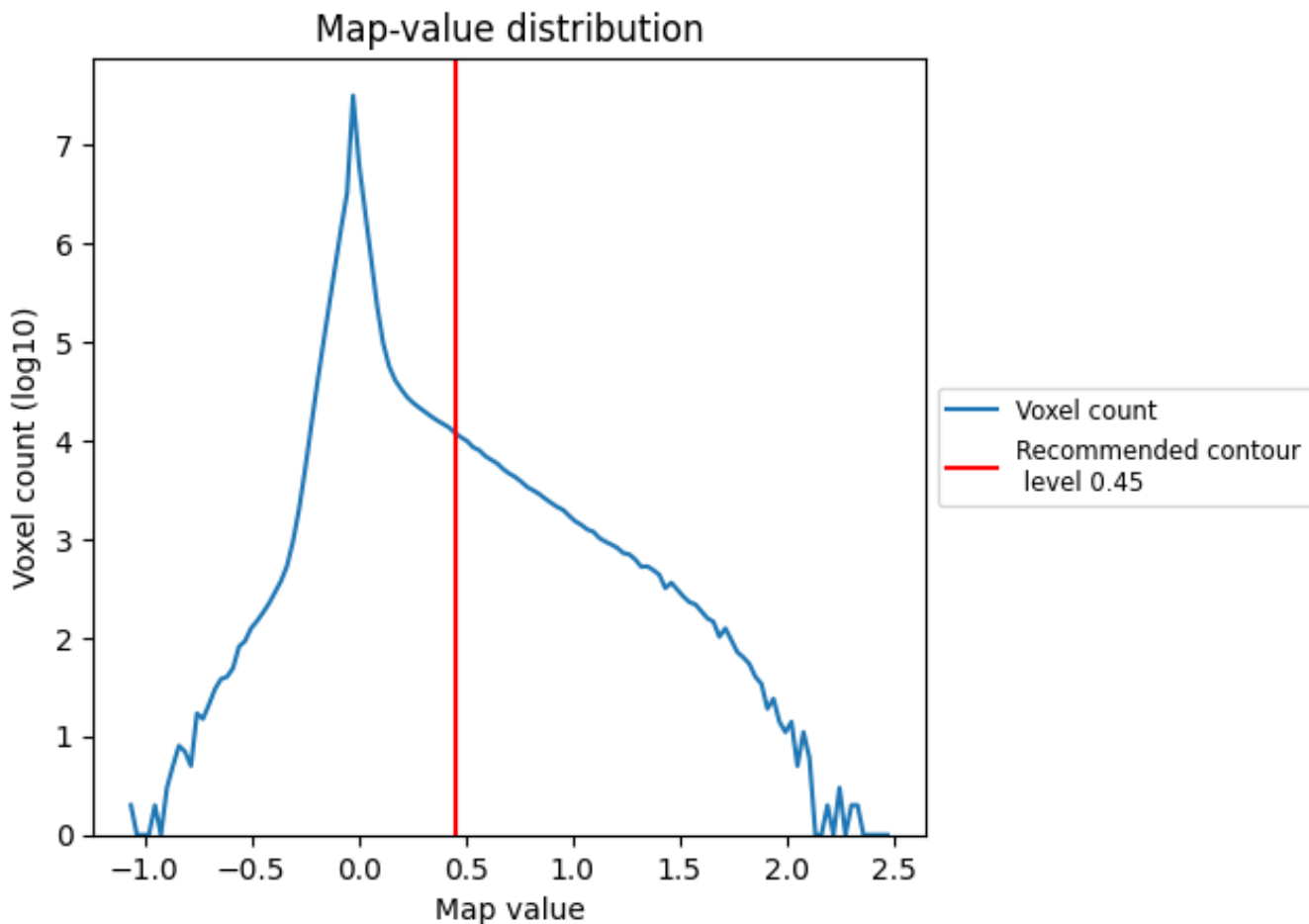
## 6.5 Mask visualisation

This section was not generated. No masks/segmentation were deposited.

## 7 Map analysis [i](#)

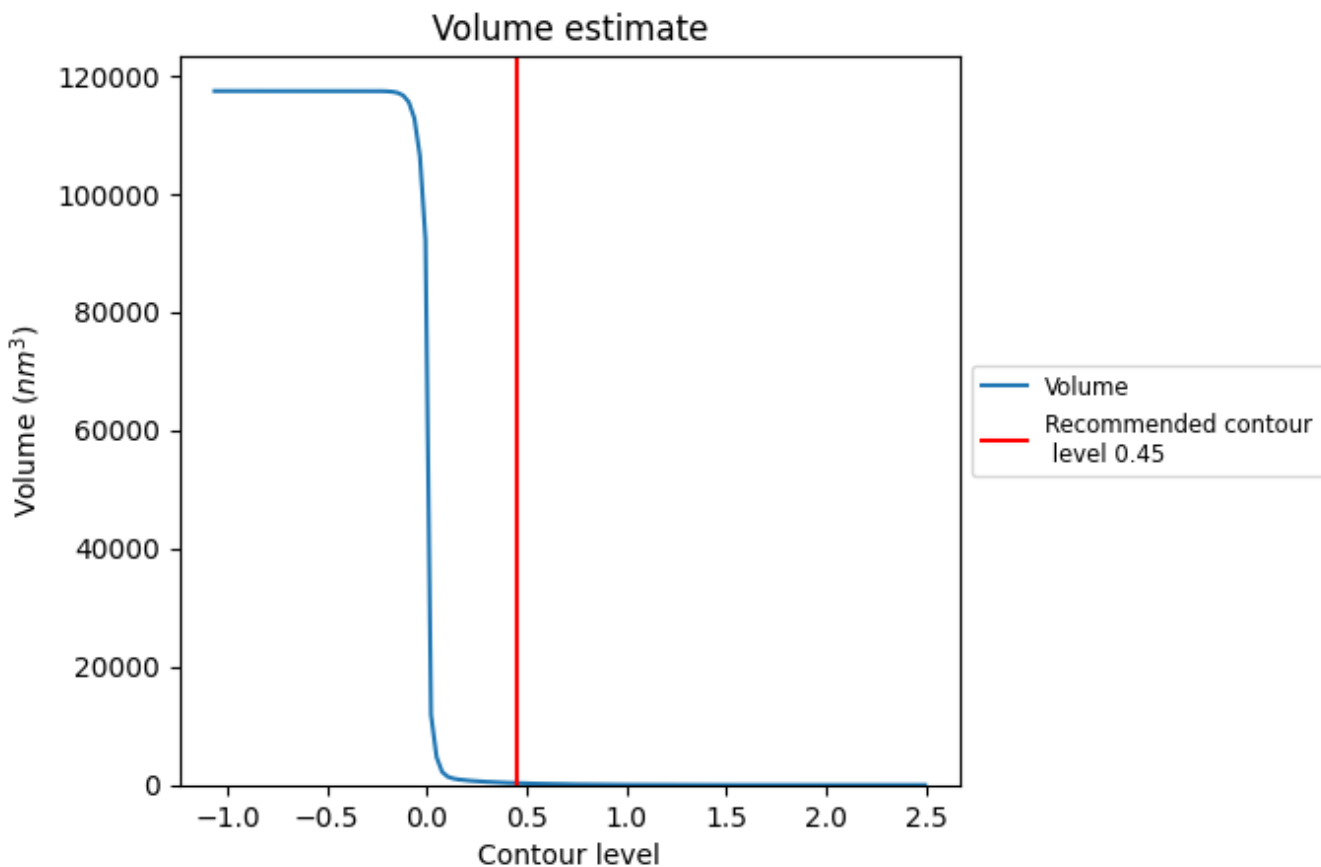
This section contains the results of statistical analysis of the map.

### 7.1 Map-value distribution [i](#)



The map-value distribution is plotted in 128 intervals along the x-axis. The y-axis is logarithmic. A spike in this graph at zero usually indicates that the volume has been masked.

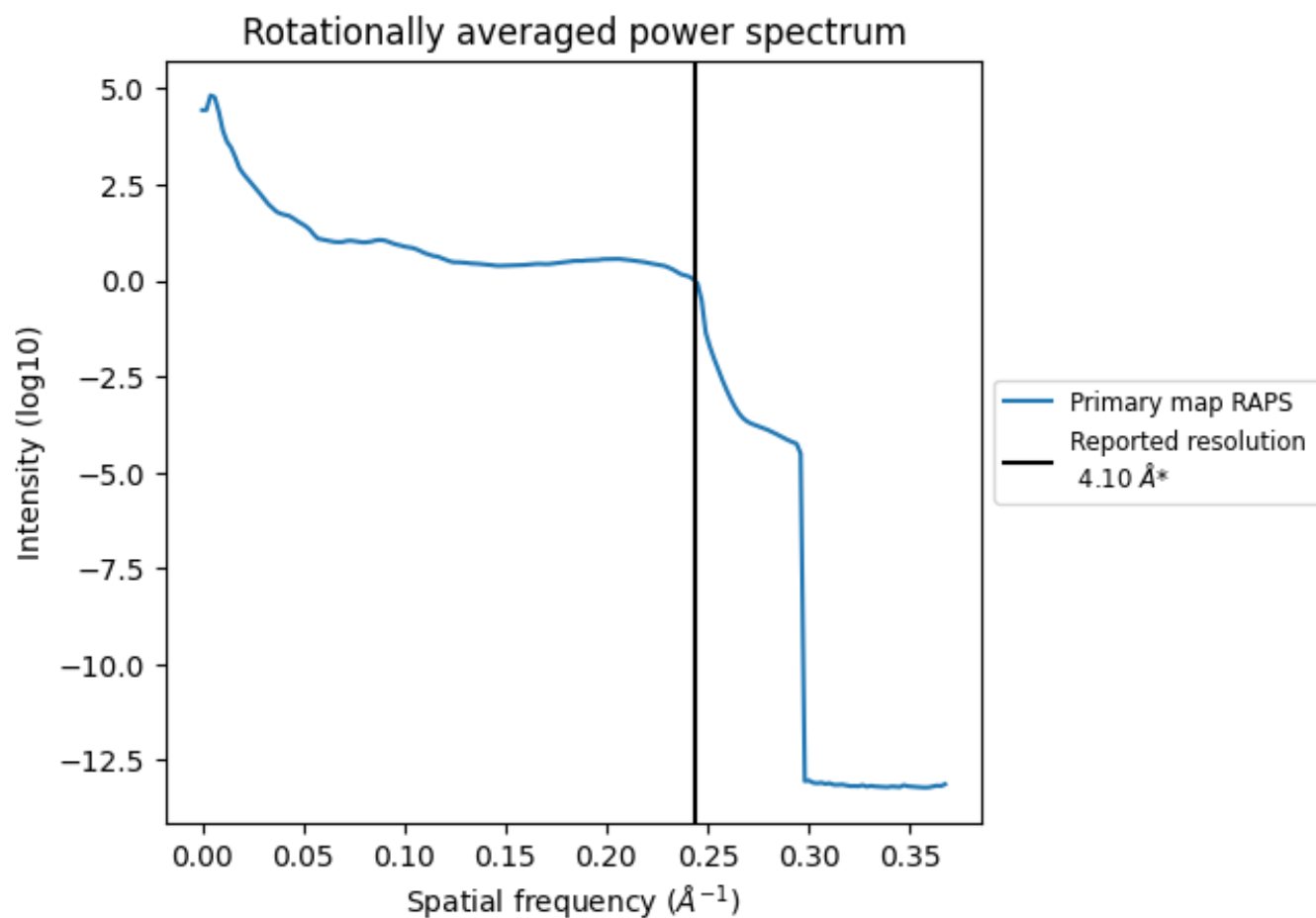
## 7.2 Volume estimate [i](#)



The volume at the recommended contour level is 307 nm<sup>3</sup>; this corresponds to an approximate mass of 277 kDa.

The volume estimate graph shows how the enclosed volume varies with the contour level. The recommended contour level is shown as a vertical line and the intersection between the line and the curve gives the volume of the enclosed surface at the given level.

### 7.3 Rotationally averaged power spectrum [i](#)

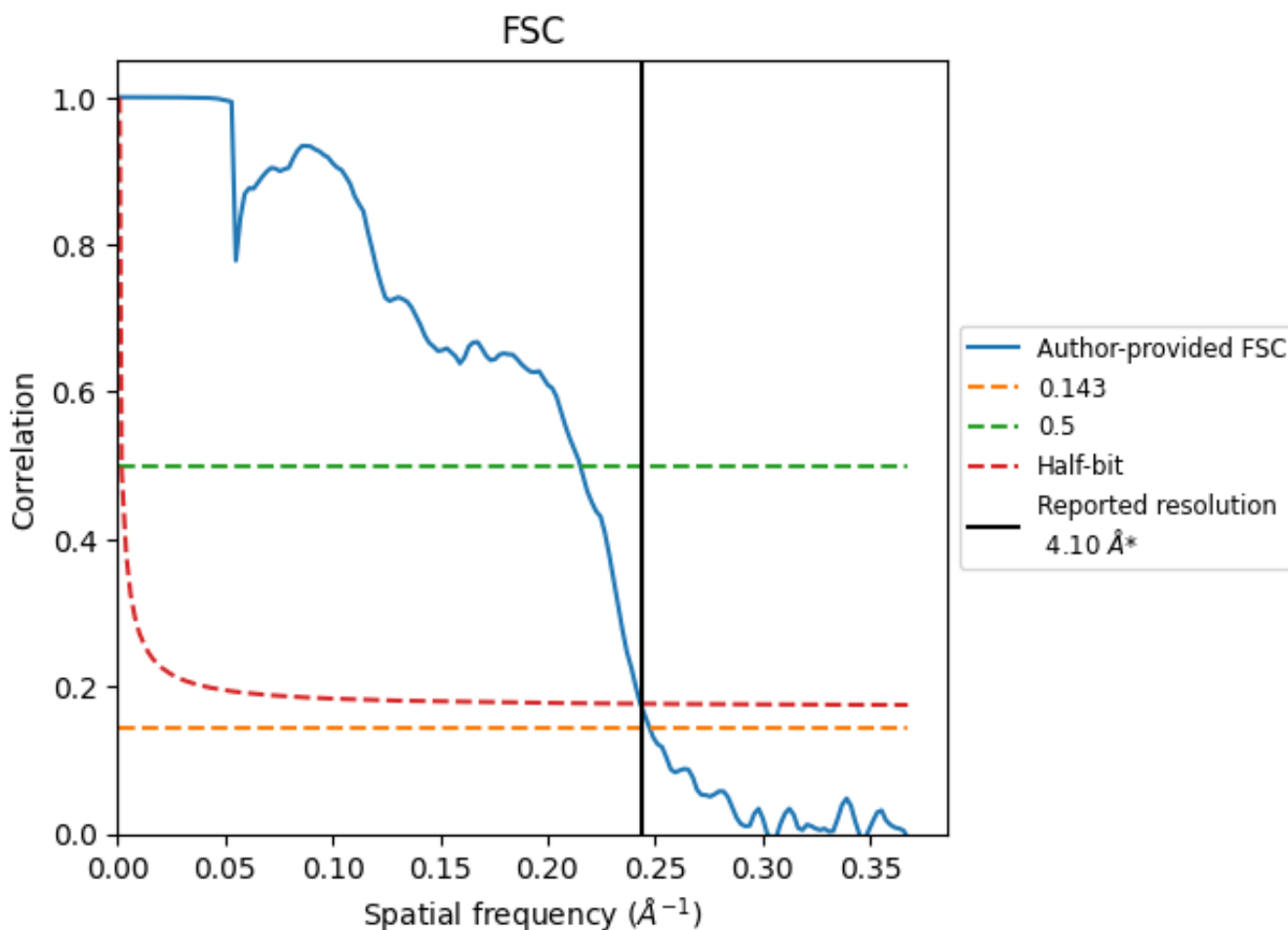


\*Reported resolution corresponds to spatial frequency of  $0.244 \text{\AA}^{-1}$

## 8 Fourier-Shell correlation [\(i\)](#)

Fourier-Shell Correlation (FSC) is the most commonly used method to estimate the resolution of single-particle and subtomogram-averaged maps. The shape of the curve depends on the imposed symmetry, mask and whether or not the two 3D reconstructions used were processed from a common reference. The reported resolution is shown as a black line. A curve is displayed for the half-bit criterion in addition to lines showing the 0.143 gold standard cut-off and 0.5 cut-off.

### 8.1 FSC [\(i\)](#)



\*Reported resolution corresponds to spatial frequency of 0.244 Å<sup>-1</sup>

## 8.2 Resolution estimates [i](#)

Resolution estimate (Å)	Estimation criterion (FSC cut-off)		
	0.143	0.5	Half-bit
Reported by author	4.10	-	-
Author-provided FSC curve	4.04	4.65	4.11
Unmasked-calculated*	-	-	-


\*Resolution estimate based on FSC curve calculated by comparison of deposited half-maps.



## 9 Map-model fit [i](#)


This section contains information regarding the fit between EMDB map EMD-31557 and PDB model 7FEM. Per-residue inclusion information can be found in section [3](#) on page [9](#).

### 9.1 Map-model overlay [i](#)



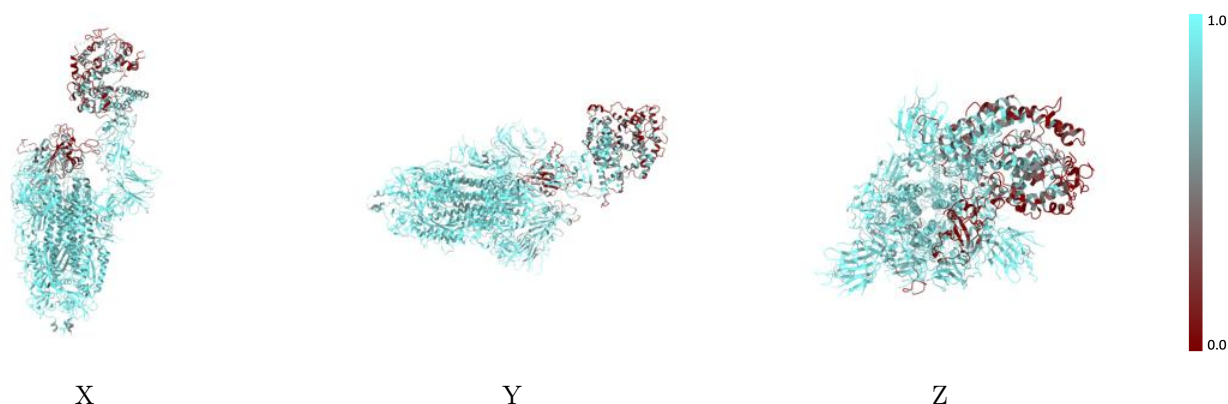
The images above show the 3D surface view of the map at the recommended contour level 0.45 at 50% transparency in yellow overlaid with a ribbon representation of the model coloured in blue. These images allow for the visual assessment of the quality of fit between the atomic model and the map.

## 9.2 Q-score mapped to coordinate model [i](#)



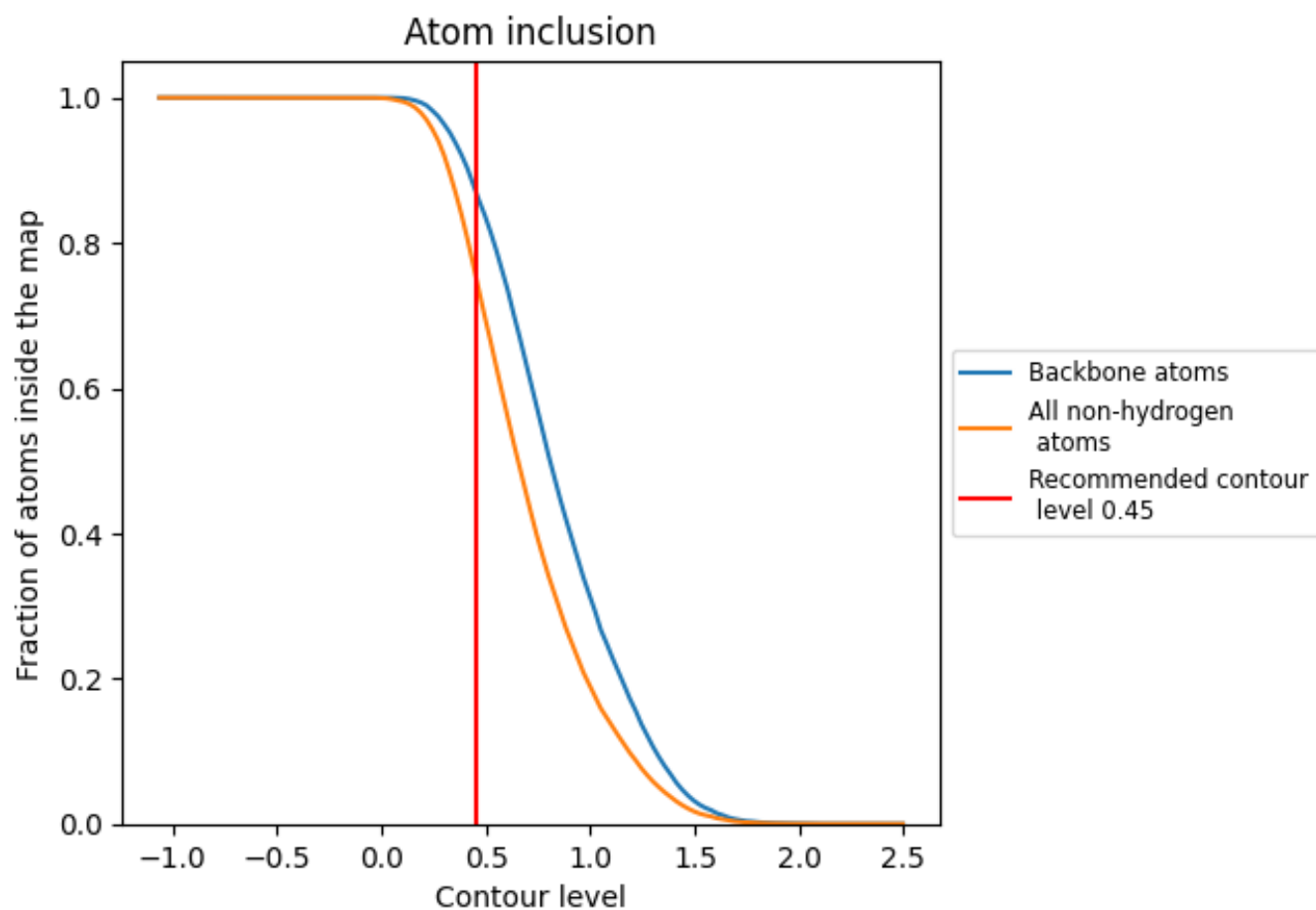
The images above show the model with each residue coloured according to its Q-score. This shows their resolvability in the map with higher Q-score values reflecting better resolvability. Please note: Q-score is calculating the resolvability of atoms, and thus high values are only expected at resolutions at which atoms can be resolved. Low Q-score values may therefore be expected for many entries.

## 9.3 Atom inclusion mapped to coordinate model [i](#)



The images above show the model with each residue coloured according to its atom inclusion. This shows to what extent they are inside the map at the recommended contour level (0.45).











































## 9.4 Atom inclusion [i](#)



At the recommended contour level, 87% of all backbone atoms, 76% of all non-hydrogen atoms, are inside the map.

## 9.5 Map-model fit summary

The table lists the average atom inclusion at the recommended contour level (0.45) and Q-score for the entire model and for each chain.

Chain	Atom inclusion	Q-score
All	 0.7561	 0.3290
A	 0.8714	 0.3710
B	 0.8555	 0.3790
C	 0.7402	 0.3570
D	 0.4348	 0.1280
E	 0.6786	 0.4660
F	 0.8214	 0.3940
G	 0.5000	 0.3210
H	 0.7500	 0.2900
I	 0.7143	 0.3730
J	 0.4643	 0.2550
K	 0.5357	 0.3620
L	 0.7143	 0.3430
M	 0.4643	 0.3160
O	 0.7500	 0.2920
P	 0.4286	 0.3040
Q	 0.6429	 0.4650
R	 0.7857	 0.3790
S	 0.5000	 0.3250
T	 0.7500	 0.3160
V	 0.5000	 0.3090

