



## Full wwPDB EM Validation Report ⓘ

Nov 8, 2022 – 05:57 pm GMT

PDB ID : 7Q54  
EMDB ID : EMD-13825  
Title : Single Particle Cryo-EM structure of photosynthetic A4B4-glyceraldehyde 3-phosphate dehydrogenase from *Spinacia oleracea*.  
Authors : Marotta, R.; Fermani, S.; Sparla, F.; Trost, P.; Del Giudice, A.  
Deposited on : 2021-11-02  
Resolution : 8.90 Å(reported)

This is a Full wwPDB EM Validation Report for a publicly released PDB entry.

We welcome your comments at [validation@mail.wwpdb.org](mailto:validation@mail.wwpdb.org)

A user guide is available at

<https://www.wwpdb.org/validation/2017/EMValidationReportHelp>

with specific help available everywhere you see the ⓘ symbol.

The types of validation reports are described at

<http://www.wwpdb.org/validation/2017/FAQs#types>.

---

The following versions of software and data (see [references ⓘ](#)) were used in the production of this report:

EMDB validation analysis : 0.0.1.dev43  
Mogul : 1.8.4, CSD as541be (2020)  
MolProbity : 4.02b-467  
buster-report : 1.1.7 (2018)  
Percentile statistics : 20191225.v01 (using entries in the PDB archive December 25th 2019)  
MapQ : 1.9.9  
Ideal geometry (proteins) : Engh & Huber (2001)  
Ideal geometry (DNA, RNA) : Parkinson et al. (1996)  
Validation Pipeline (wwPDB-VP) : 2.31.2

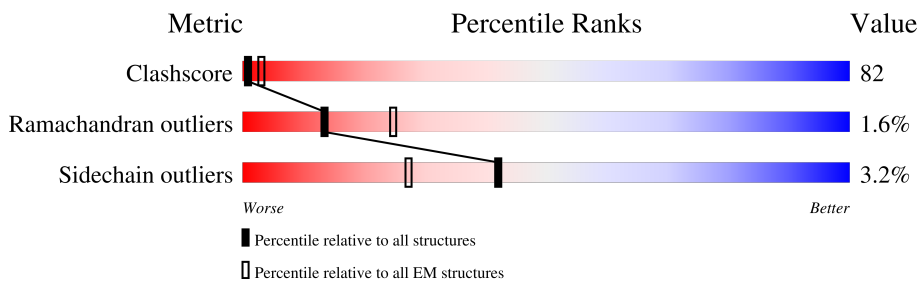
# 1 Overall quality at a glance

The following experimental techniques were used to determine the structure:

*ELECTRON MICROSCOPY*

The reported resolution of this entry is 8.90 Å.

Percentile scores (ranging between 0-100) for global validation metrics of the entry are shown in the following graphic. The table shows the number of entries on which the scores are based.



Metric	Whole archive (#Entries)	EM structures (#Entries)
Clashscore	158937	4297
Ramachandran outliers	154571	4023
Sidechain outliers	154315	3826

The table below summarises the geometric issues observed across the polymeric chains and their fit to the map. The red, orange, yellow and green segments of the bar indicate the fraction of residues that contain outliers for  $\geq 3$ , 2, 1 and 0 types of geometric quality criteria respectively. A grey segment represents the fraction of residues that are not modelled. The numeric value for each fraction is indicated below the corresponding segment, with a dot representing fractions  $\leq 5\%$ . The upper red bar (where present) indicates the fraction of residues that have poor fit to the EM map (all-atom inclusion  $< 40\%$ ). The numeric value is given above the bar.

Mol	Chain	Length	Quality of chain
1	A	451	5% (poor fit), 13% (0 outliers), 61% (1 outlier), 25% (2+ outliers)
1	C	451	6% (poor fit), 13% (0 outliers), 63% (1 outlier), 18% (2+ outliers)
1	O	451	17% (poor fit), 13% (0 outliers), 63% (1 outlier), 18% (2+ outliers)
1	Q	451	12% (poor fit), 12% (0 outliers), 62% (1 outlier), 25% (2+ outliers)
2	B	402	15% (poor fit), 15% (0 outliers), 68% (1 outlier), 16% (2+ outliers)
2	D	402	14% (poor fit), 14% (0 outliers), 66% (1 outlier), 16% (2+ outliers)
2	P	402	15% (poor fit), 15% (0 outliers), 67% (1 outlier), 16% (2+ outliers)
2	R	402	15% (poor fit), 15% (0 outliers), 66% (1 outlier), 16% (2+ outliers)

## 2 Entry composition [i](#)

There are 3 unique types of molecules in this entry. The entry contains 21022 atoms, of which 0 are hydrogens and 0 are deuteriums.

In the tables below, the AltConf column contains the number of residues with at least one atom in alternate conformation and the Trace column contains the number of residues modelled with at most 2 atoms.

- Molecule 1 is a protein called Glyceraldehyde-3-phosphate dehydrogenase B, chloroplastic.

Mol	Chain	Residues	Atoms					AltConf	Trace
			Total	C	N	O	S		
1	Q	340	2553	1618	445	481	9	0	0
1	O	368	2694	1700	473	510	11	0	0
1	A	340	2553	1618	445	481	9	0	0
1	C	368	2694	1700	473	510	11	0	0

- Molecule 2 is a protein called Glyceraldehyde-3-phosphate dehydrogenase A, chloroplastic.

Mol	Chain	Residues	Atoms					AltConf	Trace
			Total	C	N	O	S		
2	R	337	2544	1600	445	488	11	0	0
2	P	337	2544	1600	445	488	11	0	0
2	B	337	2544	1600	445	488	11	0	0
2	D	337	2544	1600	445	488	11	0	0

There are 4 discrepancies between the modelled and reference sequences:

Chain	Residue	Modelled	Actual	Comment	Reference
R	334	UNK	-	insertion	UNP P19866
P	334	UNK	-	insertion	UNP P19866
B	334	UNK	-	insertion	UNP P19866
D	334	UNK	-	insertion	UNP P19866

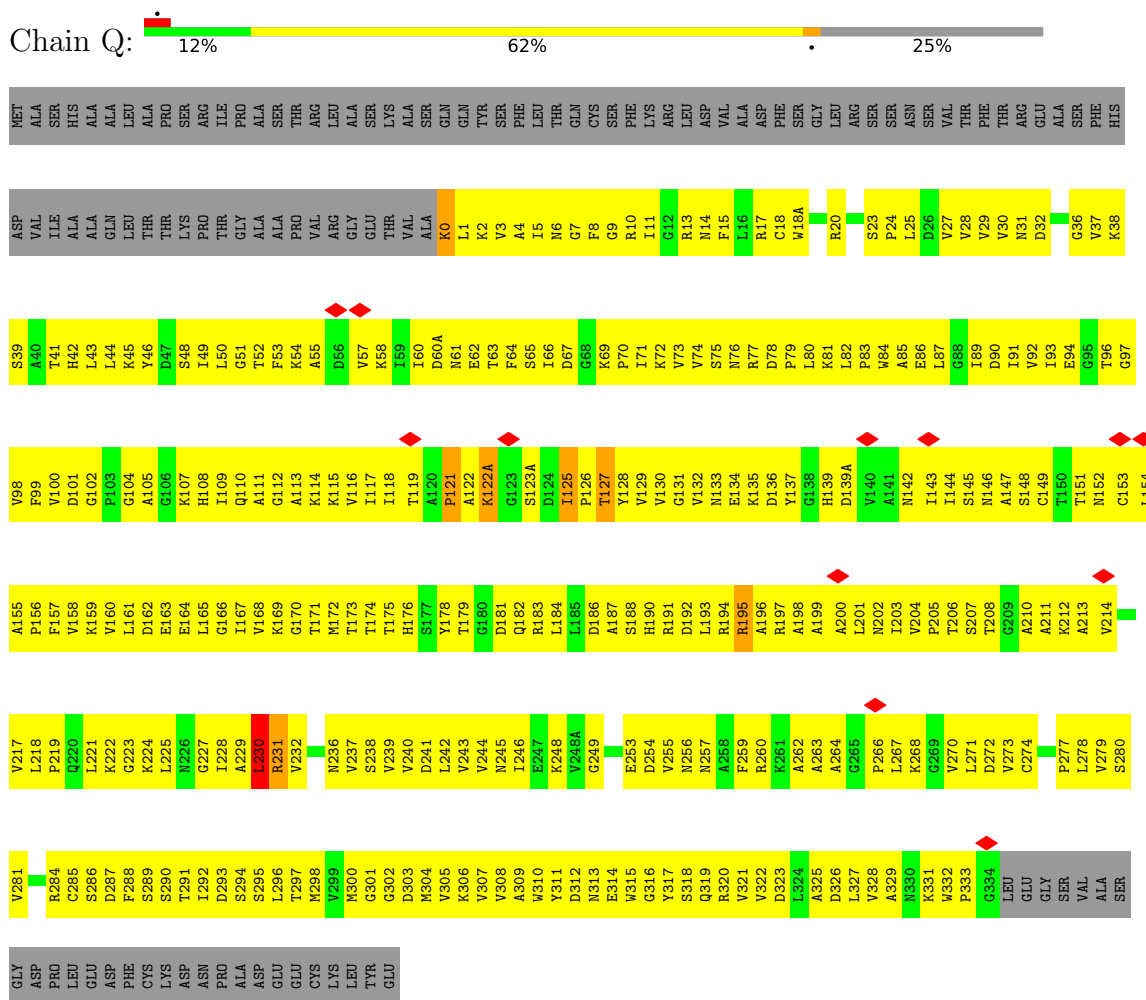
- Molecule 3 is NICOTINAMIDE-ADENINE-DINUCLEOTIDE (three-letter code: NAD) (formula: C<sub>21</sub>H<sub>27</sub>N<sub>7</sub>O<sub>14</sub>P<sub>2</sub>) (labeled as "Ligand of Interest" by depositor).



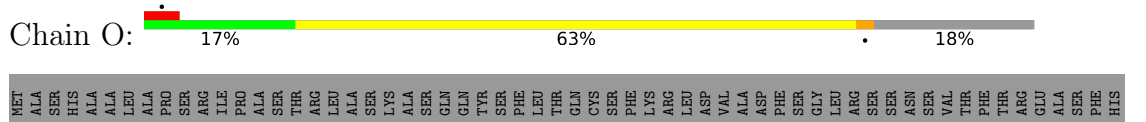
### 3 Residue-property plots

These plots are drawn for all protein, RNA, DNA and oligosaccharide chains in the entry. The first graphic for a chain summarises the proportions of the various outlier classes displayed in the second graphic. The second graphic shows the sequence view annotated by issues in geometry and atom inclusion in map density. Residues are color-coded according to the number of geometric quality criteria for which they contain at least one outlier: green = 0, yellow = 1, orange = 2 and red = 3 or more. A red diamond above a residue indicates a poor fit to the EM map for this residue (all-atom inclusion < 40%). Stretches of 2 or more consecutive residues without any outlier are shown as a green connector. Residues present in the sample, but not in the model, are shown in grey.

- Molecule 1: Glyceraldehyde-3-phosphate dehydrogenase B, chloroplastic



- Molecule 1: Glyceraldehyde-3-phosphate dehydrogenase B, chloroplastic













## 4 Experimental information

Property	Value	Source
EM reconstruction method	SINGLE PARTICLE	Depositor
Imposed symmetry	POINT, Not provided	
Number of particles used	20777	Depositor
Resolution determination method	FSC 0.143 CUT-OFF	Depositor
CTF correction method	PHASE FLIPPING AND AMPLITUDE CORRECTION	Depositor
Microscope	FEI POLARA 300	Depositor
Voltage (kV)	300	Depositor
Electron dose ( $e^-/\text{\AA}^2$ )	42	Depositor
Minimum defocus (nm)	1500	Depositor
Maximum defocus (nm)	3500	Depositor
Magnification	Not provided	
Image detector	GATAN K2 SUMMIT (4k x 4k)	Depositor
Maximum map value	0.052	Depositor
Minimum map value	-0.020	Depositor
Average map value	0.000	Depositor
Map value standard deviation	0.003	Depositor
Recommended contour level	0.0143	Depositor
Map size (Å)	302.5, 302.5, 302.5	wwPDB
Map dimensions	250, 250, 250	wwPDB
Map angles (°)	90.0, 90.0, 90.0	wwPDB
Pixel spacing (Å)	1.21, 1.21, 1.21	Depositor

## 5 Model quality [i](#)

### 5.1 Standard geometry [i](#)

Bond lengths and bond angles in the following residue types are not validated in this section:  
NAD

The Z score for a bond length (or angle) is the number of standard deviations the observed value is removed from the expected value. A bond length (or angle) with  $|Z| > 5$  is considered an outlier worth inspection. RMSZ is the root-mean-square of all Z scores of the bond lengths (or angles).

Mol	Chain	Bond lengths		Bond angles	
		RMSZ	# Z  >5	RMSZ	# Z  >5
1	A	0.34	0/2598	0.58	0/3532
1	C	0.40	0/2739	0.61	2/3726 (0.1%)
1	O	0.37	0/2739	0.58	2/3726 (0.1%)
1	Q	0.36	0/2598	0.58	0/3532
2	B	0.33	0/2579	0.55	0/3502
2	D	0.34	0/2579	0.55	0/3502
2	P	0.35	1/2579 (0.0%)	0.55	0/3502
2	R	0.34	0/2579	0.54	0/3502
All	All	0.36	1/20990 (0.0%)	0.57	4/28524 (0.0%)

All (1) bond length outliers are listed below:

Mol	Chain	Res	Type	Atoms	Z	Observed(Å)	Ideal(Å)
2	P	277	PRO	N-CD	6.61	1.57	1.47

All (4) bond angle outliers are listed below:

Mol	Chain	Res	Type	Atoms	Z	Observed(°)	Ideal(°)
1	C	344	PRO	N-CA-CB	6.11	110.63	103.30
1	O	344	PRO	N-CA-CB	5.93	110.42	103.30
1	C	353	PRO	N-CA-CB	5.86	110.34	103.30
1	O	353	PRO	N-CA-CB	5.48	109.88	103.30

There are no chirality outliers.

There are no planarity outliers.

## 5.2 Too-close contacts [i](#)

In the following table, the Non-H and H(model) columns list the number of non-hydrogen atoms and hydrogen atoms in the chain respectively. The H(added) column lists the number of hydrogen atoms added and optimized by MolProbity. The Clashes column lists the number of clashes within the asymmetric unit, whereas Symm-Clashes lists symmetry-related clashes.

Mol	Chain	Non-H	H(model)	H(added)	Clashes	Symm-Clashes
1	A	2553	0	2615	478	0
1	C	2694	0	2681	496	0
1	O	2694	0	2681	467	0
1	Q	2553	0	2615	469	0
2	B	2544	0	2577	435	0
2	D	2544	0	2577	452	0
2	P	2544	0	2577	440	0
2	R	2544	0	2577	442	0
3	A	44	0	26	8	0
3	B	44	0	26	10	0
3	C	44	0	26	20	0
3	D	44	0	26	9	0
3	O	44	0	26	17	0
3	P	44	0	26	9	0
3	Q	44	0	26	17	0
3	R	44	0	26	10	0
All	All	21022	0	21108	3446	0

The all-atom clashscore is defined as the number of clashes found per 1000 atoms (including hydrogen atoms). The all-atom clashscore for this structure is 82.

All (3446) close contacts within the same asymmetric unit are listed below, sorted by their clash magnitude.

Atom-1	Atom-2	Interatomic distance (Å)	Clash overlap (Å)
1:O:328:VAL:HG12	1:O:332:TRP:CD1	1.28	1.65
2:R:193:LEU:CG	1:O:38:LYS:HZ1	1.29	1.44
1:O:137:TYR:CZ	1:O:328:VAL:HG13	1.61	1.35
2:R:193:LEU:HD11	1:O:38:LYS:NZ	1.45	1.29
1:A:38:LYS:HZ1	2:D:193:LEU:CD1	1.44	1.27
2:R:193:LEU:CD1	1:O:38:LYS:HZ1	1.46	1.27
1:O:328:VAL:CG1	1:O:332:TRP:CD1	2.21	1.22
1:A:38:LYS:CE	2:D:193:LEU:HD11	1.72	1.19
2:B:193:LEU:HD21	1:C:38:LYS:NZ	1.58	1.17
1:Q:38:LYS:CE	2:P:193:LEU:HD11	1.74	1.16
1:A:38:LYS:NZ	2:D:193:LEU:HD11	1.57	1.15

*Continued on next page...*

*Continued from previous page...*

Atom-1	Atom-2	Interatomic distance (Å)	Clash overlap (Å)
2:B:193:LEU:CD2	1:C:38:LYS:HZ1	1.62	1.12
2:R:193:LEU:CD1	1:O:38:LYS:NZ	2.06	1.12
2:R:193:LEU:CG	1:O:38:LYS:NZ	2.12	1.12
3:O:401:NAD:H3D	1:C:362:GLU:O	1.48	1.10
1:A:170:GLY:O	1:A:225:LEU:HA	1.51	1.10
1:C:332:TRP:HB3	1:C:333:PRO:HD2	1.30	1.09
2:D:183:ARG:NE	2:D:188:SER:O	1.84	1.09
1:C:138:GLY:H	1:C:140:VAL:HB	1.09	1.08
1:O:137:TYR:CE2	1:O:328:VAL:HG13	1.88	1.08
1:Q:38:LYS:HE3	2:P:193:LEU:HD11	1.34	1.05
1:A:64:PHE:HE2	1:A:73:VAL:HG23	1.21	1.05
1:A:38:LYS:HZ1	2:D:193:LEU:HD11	1.08	1.04
2:R:193:LEU:CD2	1:O:38:LYS:HZ1	1.71	1.02
1:A:38:LYS:NZ	2:D:193:LEU:CD1	2.19	1.02
2:D:45:LYS:HE2	2:D:56:ASP:HA	1.40	1.02
1:A:63:THR:HA	1:A:72:LYS:HA	1.42	1.01
2:R:193:LEU:HD11	1:O:38:LYS:CE	1.93	0.99
2:R:57:VAL:HB	2:R:66:VAL:HA	1.45	0.98
1:Q:178:TYR:HA	1:Q:231:ARG:HB3	1.45	0.98
1:Q:38:LYS:HE2	2:P:193:LEU:HD21	1.43	0.98
1:O:63:THR:HG22	1:O:72:LYS:HG3	1.43	0.98
2:R:193:LEU:H	2:R:193:LEU:HD12	1.28	0.97
2:D:193:LEU:HD12	2:D:193:LEU:H	1.28	0.97
1:O:170:GLY:HA3	1:O:244:VAL:HG12	1.45	0.97
1:C:120:ALA:HB2	3:C:401:NAD:H6N	1.47	0.96
2:D:183:ARG:NH1	2:D:190:HIS:CD2	2.33	0.96
2:B:193:LEU:H	2:B:193:LEU:HD12	1.28	0.96
1:O:328:VAL:HG12	1:O:332:TRP:NE1	1.80	0.96
1:O:137:TYR:CZ	1:O:328:VAL:CG1	2.49	0.95
2:P:193:LEU:H	2:P:193:LEU:HD12	1.28	0.95
1:Q:20:ARG:HG3	1:Q:322:VAL:HG11	1.47	0.95
1:O:40:ALA:O	1:O:44:LEU:HB3	1.66	0.94
1:A:38:LYS:NZ	2:D:193:LEU:CG	2.31	0.94
1:Q:78:ASP:HB3	1:Q:81:LYS:HG2	1.48	0.93
1:O:328:VAL:CG1	1:O:332:TRP:NE1	2.29	0.93
2:B:193:LEU:HD21	1:C:38:LYS:HZ1	0.78	0.92
1:O:60:ILE:H	1:O:64:PHE:HA	1.32	0.92
1:A:297:THR:HG22	1:A:308:VAL:H	1.33	0.92
1:Q:130:VAL:HG12	1:Q:152:ASN:HD22	1.33	0.92
1:A:38:LYS:HZ1	2:D:193:LEU:CG	1.83	0.91
2:R:297:THR:HA	2:R:306:LYS:O	1.71	0.91

*Continued on next page...*

Continued from previous page...

Atom-1	Atom-2	Interatomic distance (Å)	Clash overlap (Å)
2:D:297:THR:HA	2:D:306:LYS:O	1.71	0.91
2:P:297:THR:HA	2:P:306:LYS:O	1.71	0.90
1:O:92:VAL:HG21	1:O:108:HIS:HB3	1.53	0.90
1:A:3:VAL:HB	1:A:27:VAL:HA	1.53	0.89
2:B:297:THR:HA	2:B:306:LYS:O	1.71	0.89
1:O:132:VAL:HG22	1:O:159:LYS:HD2	1.56	0.88
2:B:59:THR:HA	2:B:64:ILE:HA	1.56	0.88
1:O:328:VAL:HG12	1:O:332:TRP:HD1	1.06	0.87
1:Q:63:THR:HA	1:Q:72:LYS:HA	1.54	0.87
2:R:202:ASN:HA	2:P:279:VAL:HG21	1.54	0.87
2:R:121:PRO:HG3	2:R:148:SER:H	1.40	0.86
2:B:203:ILE:HG13	2:B:205:PRO:HD3	1.57	0.86
2:R:193:LEU:HD21	1:O:38:LYS:NZ	1.90	0.86
1:Q:182:GLN:HG2	1:Q:195:ARG:HB3	1.58	0.86
2:D:121:PRO:HG3	2:D:148:SER:H	1.40	0.86
2:B:202:ASN:HA	2:D:279:VAL:HG21	1.54	0.86
2:R:203:ILE:HG13	2:R:205:PRO:HD3	1.57	0.86
2:B:121:PRO:HG3	2:B:148:SER:H	1.40	0.86
2:D:194:ARG:HD3	2:D:205:PRO:HD2	1.58	0.86
1:A:157:PHE:HB2	1:A:259:PHE:HE1	1.41	0.85
2:D:297:THR:HG22	2:D:308:ILE:H	1.40	0.85
2:R:297:THR:HG22	2:R:308:ILE:H	1.40	0.85
2:P:121:PRO:HG3	2:P:148:SER:H	1.40	0.85
2:B:246:VAL:HG21	2:B:250:THR:HG22	1.60	0.84
3:C:401:NAD:N7N	3:C:401:NAD:O1N	2.09	0.84
2:D:203:ILE:HG13	2:D:205:PRO:HD3	1.57	0.84
2:P:297:THR:HG22	2:P:308:ILE:H	1.40	0.84
2:B:297:THR:HG22	2:B:308:ILE:H	1.40	0.84
1:Q:49:ILE:HG12	1:Q:236:ASN:HD22	1.42	0.84
1:A:6:ASN:HB3	1:A:94:GLU:HA	1.59	0.84
2:R:246:VAL:HG21	2:R:250:THR:HG22	1.60	0.84
2:P:246:VAL:HG21	2:P:250:THR:HG22	1.60	0.84
2:D:246:VAL:HG21	2:D:250:THR:HG22	1.60	0.84
1:Q:116:VAL:HB	1:Q:143:ILE:HG23	1.59	0.84
2:R:18:CYS:SG	2:R:318:SER:OG	2.36	0.84
1:C:172:MET:HE3	1:C:227:GLY:HA3	1.60	0.83
1:A:29:VAL:HG11	1:A:87:LEU:HD13	1.59	0.83
2:P:203:ILE:HG13	2:P:205:PRO:HD3	1.57	0.83
1:Q:76:ASN:HD21	1:Q:81:LYS:HE2	1.42	0.83
1:O:292:ILE:HD13	1:O:309:ALA:HB2	1.59	0.83
2:D:18:CYS:SG	2:D:318:SER:OG	2.36	0.83

Continued on next page...

*Continued from previous page...*

Atom-1	Atom-2	Interatomic distance (Å)	Clash overlap (Å)
2:B:184:LEU:HD13	1:C:184:LEU:HB3	1.58	0.83
2:P:18:CYS:SG	2:P:318:SER:OG	2.36	0.83
1:A:49:ILE:HG21	1:A:236:ASN:HD22	1.44	0.83
2:B:18:CYS:SG	2:B:318:SER:OG	2.36	0.83
2:R:193:LEU:HG	1:O:38:LYS:NZ	1.92	0.83
1:C:92:VAL:HB	1:C:116:VAL:HA	1.60	0.83
2:D:45:LYS:HA	2:D:53:PHE:HB2	1.61	0.82
1:Q:100:VAL:HG23	1:Q:122(A):LYS:HG2	1.59	0.82
1:Q:4:ALA:HB2	1:Q:29:VAL:HB	1.61	0.82
1:A:118:ILE:HD13	1:A:125:ILE:HG21	1.59	0.82
2:R:45:LYS:HA	2:R:53:PHE:HB2	1.61	0.82
2:B:8:PHE:O	2:B:13:ARG:NH1	2.13	0.82
1:A:64:PHE:CE2	1:A:73:VAL:HG23	2.12	0.82
1:A:167:ILE:HG12	1:A:244:VAL:HG11	1.62	0.82
2:R:8:PHE:O	2:R:13:ARG:NH1	2.13	0.82
1:O:42:HIS:CE1	2:P:278:LEU:HD13	2.15	0.82
1:A:183:ARG:HE	1:A:188:SER:HA	1.45	0.82
2:D:7:GLY:HA3	2:D:96:THR:HG22	1.61	0.82
1:O:16:LEU:HA	1:O:18(A):TRP:HD1	1.45	0.81
2:P:7:GLY:HA3	2:P:96:THR:HG22	1.61	0.81
2:R:293:ASP:H	2:R:309:ALA:HA	1.46	0.81
1:O:255:VAL:HG21	1:O:305:VAL:HG21	1.63	0.81
2:D:8:PHE:O	2:D:13:ARG:NH1	2.13	0.81
3:O:401:NAD:O2N	3:O:401:NAD:N7N	2.14	0.81
2:R:193:LEU:HG	1:O:38:LYS:HZ1	1.42	0.81
1:Q:2:LYS:HE2	1:Q:28:VAL:HG21	1.62	0.81
1:Q:17:ARG:NH2	1:Q:44:LEU:O	2.13	0.81
1:Q:84:TRP:HD1	1:Q:111:ALA:HB3	1.44	0.81
1:Q:171:THR:HG21	1:O:243:VAL:HG21	1.62	0.81
1:Q:192:ASP:OD1	1:Q:195:ARG:HB2	1.80	0.81
1:C:332:TRP:HB3	1:C:333:PRO:CD	2.10	0.81
1:Q:194:ARG:HH22	1:Q:205:PRO:HD2	1.45	0.81
2:R:218:LEU:HD13	2:R:221:LEU:HD13	1.63	0.80
1:O:17:ARG:NH1	1:O:44:LEU:O	2.14	0.80
2:B:45:LYS:HA	2:B:53:PHE:HB2	1.61	0.80
2:D:132:VAL:HG22	2:D:159:LYS:HD2	1.63	0.80
2:P:45:LYS:HA	2:P:53:PHE:HB2	1.61	0.80
2:B:132:VAL:HG22	2:B:159:LYS:HD2	1.63	0.80
2:D:293:ASP:H	2:D:309:ALA:HA	1.46	0.80
2:P:132:VAL:HG22	2:P:159:LYS:HD2	1.63	0.80
1:Q:100:VAL:HB	1:Q:122:ALA:HA	1.63	0.80

*Continued on next page...*

*Continued from previous page...*

Atom-1	Atom-2	Interatomic distance (Å)	Clash overlap (Å)
1:Q:57:VAL:HA	1:Q:66:ILE:HG12	1.62	0.80
2:P:8:PHE:O	2:P:13:ARG:NH1	2.13	0.80
2:P:59:THR:HA	2:P:64:ILE:HA	1.62	0.80
1:Q:3:VAL:HB	1:Q:27:VAL:HA	1.62	0.79
1:A:204:VAL:HB	1:A:231:ARG:HB2	1.64	0.79
2:B:220:ASN:O	2:B:224:LYS:NZ	2.15	0.79
1:Q:205:PRO:HA	1:Q:230:LEU:HA	1.64	0.79
1:C:79:PRO:HA	1:C:82:LEU:HD12	1.62	0.79
2:D:218:LEU:HD13	2:D:221:LEU:HD13	1.63	0.79
2:D:24:PRO:HB2	2:D:329:ALA:HB1	1.64	0.79
2:R:132:VAL:HG22	2:R:159:LYS:HD2	1.64	0.79
2:B:24:PRO:HB2	2:B:329:ALA:HB1	1.64	0.79
1:C:212:LYS:NZ	1:C:221:LEU:O	2.16	0.79
1:O:165:LEU:HA	1:O:248:LYS:HE3	1.64	0.79
2:P:24:PRO:HB2	2:P:329:ALA:HB1	1.64	0.79
2:P:218:LEU:HD13	2:P:221:LEU:HD13	1.63	0.79
2:D:220:ASN:O	2:D:224:LYS:NZ	2.15	0.79
1:Q:38:LYS:CE	2:P:193:LEU:CD1	2.59	0.79
2:P:293:ASP:H	2:P:309:ALA:HA	1.46	0.79
1:C:343:ASP:O	1:C:347:ASP:N	2.16	0.79
2:B:218:LEU:HD13	2:B:221:LEU:HD13	1.63	0.79
1:Q:292:ILE:HA	1:Q:309:ALA:HA	1.63	0.78
1:A:264:ALA:HA	1:A:268:LYS:HD3	1.65	0.78
1:A:156:PRO:HB2	1:A:271:LEU:HD21	1.63	0.78
1:Q:92:VAL:HG21	1:Q:108:HIS:HB3	1.64	0.78
2:R:24:PRO:HB2	2:R:329:ALA:HB1	1.64	0.78
1:O:6:ASN:OD1	1:O:31:ASN:ND2	2.16	0.78
2:P:249:LYS:HB3	2:P:302:ASP:HB3	1.66	0.78
2:D:249:LYS:HB3	2:D:302:ASP:HB3	1.65	0.78
1:Q:272:ASP:O	1:Q:292:ILE:N	2.16	0.78
2:R:249:LYS:HB3	2:R:302:ASP:HB3	1.66	0.78
1:C:121:PRO:HD3	1:C:148:SER:HB3	1.64	0.78
1:Q:38:LYS:CE	2:P:193:LEU:HD21	2.14	0.78
1:Q:159:LYS:HB2	1:Q:218:LEU:HD11	1.63	0.78
1:O:149:CYS:HB3	1:O:313:ASN:HB2	1.65	0.78
1:Q:8:PHE:O	1:Q:13:ARG:NH2	2.16	0.78
1:O:204:VAL:HB	1:O:231:ARG:HB3	1.66	0.78
1:A:38:LYS:NZ	2:D:193:LEU:HG	1.98	0.78
2:B:84:TRP:HB3	2:B:113:ALA:HB2	1.66	0.78
1:C:120:ALA:HB2	3:C:401:NAD:C6N	2.14	0.78
1:O:84:TRP:HA	1:O:89:ILE:HB	1.65	0.77

*Continued on next page...*



*Continued from previous page...*

Atom-1	Atom-2	Interatomic distance (Å)	Clash overlap (Å)
1:O:181:ASP:HA	1:C:360:LEU:HA	1.65	0.77
2:P:150:THR:HG21	2:P:208:THR:HG21	1.67	0.77
2:P:267:LEU:HB3	2:P:271:LEU:HB2	1.66	0.77
1:C:187:ALA:O	1:C:196:ALA:HB1	1.84	0.77
1:O:16:LEU:HA	1:O:18(A):TRP:CD1	2.19	0.77
1:C:138:GLY:N	1:C:140:VAL:HB	1.94	0.77
2:R:84:TRP:HB3	2:R:113:ALA:HB2	1.66	0.77
1:A:9:GLY:HA3	3:A:401:NAD:H4B	1.66	0.77
2:B:150:THR:HG21	2:B:208:THR:HG21	1.67	0.77
1:Q:1:LEU:HD22	1:Q:329:ALA:HB2	1.64	0.77
1:A:17:ARG:NH2	1:A:44:LEU:O	2.15	0.77
1:O:170:GLY:CA	1:O:244:VAL:HG12	2.15	0.77
1:C:41:THR:O	1:C:45:LYS:N	2.14	0.77
2:D:267:LEU:HB3	2:D:271:LEU:HB2	1.66	0.77
1:O:287:ASP:HA	1:O:319:GLN:HG3	1.67	0.77
2:P:121:PRO:HG2	2:P:209:GLY:HA3	1.67	0.77
2:B:293:ASP:H	2:B:309:ALA:HA	1.46	0.77
1:O:328:VAL:O	1:O:332:TRP:N	2.18	0.76
1:Q:165:LEU:HG	1:Q:246:ILE:HG12	1.67	0.76
1:Q:194:ARG:HB2	1:O:277:PRO:HB2	1.67	0.76
2:R:193:LEU:HD11	1:O:38:LYS:HZ2	1.44	0.76
2:B:34:GLY:HA2	1:C:190:HIS:HA	1.66	0.76
1:C:146:ASN:OD1	1:C:152:ASN:ND2	2.18	0.76
1:C:248:LYS:HD2	1:C:248(A):VAL:HG22	1.68	0.76
2:D:183:ARG:NH2	2:D:190:HIS:HA	1.99	0.76
2:R:121:PRO:HG2	2:R:209:GLY:HA3	1.67	0.76
1:O:301:GLY:H	1:O:304:MET:HB2	1.51	0.76
1:Q:38:LYS:HE2	2:P:193:LEU:CD2	2.16	0.76
2:D:121:PRO:HG2	2:D:209:GLY:HA3	1.67	0.76
1:Q:64:PHE:O	1:Q:71:ILE:N	2.19	0.76
2:R:150:THR:HG21	2:R:208:THR:HG21	1.67	0.76
2:B:279:VAL:HG13	2:B:281:ILE:HG12	1.68	0.76
1:O:74:VAL:HG21	1:O:83:PRO:HG3	1.66	0.76
2:P:220:ASN:O	2:P:224:LYS:NZ	2.15	0.76
2:B:249:LYS:HB3	2:B:302:ASP:HB3	1.66	0.76
2:R:64:ILE:H	2:R:71:ILE:H	1.31	0.76
1:O:41:THR:O	1:O:45:LYS:N	2.19	0.76
2:P:38:LYS:O	2:P:42:HIS:ND1	2.18	0.76
1:A:263:ALA:HB3	1:A:273:VAL:HG13	1.67	0.76
1:C:41:THR:HG22	1:C:57:VAL:HG12	1.68	0.76
2:D:84:TRP:HB3	2:D:113:ALA:HB2	1.66	0.76

*Continued on next page...*

*Continued from previous page...*

Atom-1	Atom-2	Interatomic distance (Å)	Clash overlap (Å)
1:Q:181:ASP:OD2	1:Q:195:ARG:NH1	2.19	0.75
1:A:29:VAL:HG21	1:A:87:LEU:HB3	1.67	0.75
2:B:267:LEU:HB3	2:B:271:LEU:HB2	1.66	0.75
2:P:279:VAL:HG13	2:P:281:ILE:HG12	1.68	0.75
1:A:37:VAL:HB	1:A:61:ASN:HA	1.67	0.75
1:Q:301:GLY:H	1:Q:304:MET:HB2	1.51	0.75
1:O:183:ARG:HB2	1:O:187:ALA:HB2	1.67	0.75
2:P:84:TRP:HB3	2:P:113:ALA:HB2	1.66	0.75
2:B:291:THR:HB	2:B:310:TRP:HB2	1.69	0.75
1:C:125:ILE:HG23	1:C:144:ILE:HA	1.68	0.75
2:D:150:THR:HG21	2:D:208:THR:HG21	1.67	0.75
1:Q:264:ALA:HA	1:Q:268:LYS:HE2	1.69	0.75
1:A:133:ASN:HD22	1:A:217:VAL:HG11	1.52	0.75
2:R:267:LEU:HB3	2:R:271:LEU:HB2	1.66	0.75
1:Q:8:PHE:CZ	1:Q:44:LEU:HB2	2.22	0.75
2:R:25:LEU:HD11	2:R:325:ALA:HB1	1.69	0.75
2:R:151:THR:HA	2:R:154:LEU:HG	1.69	0.75
1:O:10:ARG:NH1	1:O:10:ARG:O	2.18	0.75
2:B:38:LYS:O	2:B:42:HIS:ND1	2.18	0.75
2:D:291:THR:HB	2:D:310:TRP:HB2	1.69	0.75
2:R:291:THR:HB	2:R:310:TRP:HB2	1.69	0.75
2:D:25:LEU:HD11	2:D:325:ALA:HB1	1.69	0.75
1:Q:279:VAL:HG11	1:O:204:VAL:HG22	1.68	0.74
2:R:279:VAL:HG13	2:R:281:ILE:HG12	1.68	0.74
2:P:25:LEU:HD11	2:P:325:ALA:HB1	1.69	0.74
2:B:25:LEU:HD11	2:B:325:ALA:HB1	1.69	0.74
1:C:292:ILE:HG13	1:C:309:ALA:HA	1.68	0.74
1:Q:8:PHE:HZ	1:Q:44:LEU:HB2	1.52	0.74
1:Q:236:ASN:HD21	1:Q:315:TRP:H	1.34	0.74
2:P:45:LYS:HD3	2:P:57:VAL:HG22	1.69	0.74
1:C:207:SER:HA	1:C:228:ILE:HA	1.68	0.74
1:Q:278:LEU:O	1:O:194:ARG:NH1	2.19	0.74
1:A:149:CYS:HB2	1:A:317:TYR:HB2	1.67	0.74
1:O:11:ILE:HG21	1:O:119:THR:HG21	1.68	0.74
1:O:340:ALA:O	1:O:344:PRO:N	2.21	0.74
2:D:151:THR:HA	2:D:154:LEU:HG	1.68	0.74
1:Q:237:VAL:HG11	1:Q:280:SER:HB3	1.69	0.74
1:A:126:PRO:HD2	1:A:144:ILE:HA	1.69	0.74
1:C:259:PHE:HB3	1:C:273:VAL:HG21	1.70	0.74
1:A:187:ALA:H	2:D:43:LEU:HD13	1.52	0.74
1:Q:79:PRO:O	1:Q:84:TRP:NE1	2.21	0.74

*Continued on next page...*

Continued from previous page...

Atom-1	Atom-2	Interatomic distance (Å)	Clash overlap (Å)
1:Q:293:ASP:N	1:Q:308:VAL:O	2.21	0.74
1:O:328:VAL:HG11	1:O:332:TRP:NE1	2.03	0.74
2:P:151:THR:HA	2:P:154:LEU:HG	1.68	0.74
1:C:94:GLU:HB3	1:C:118:ILE:HA	1.70	0.74
2:D:79:PRO:HA	2:D:82:LEU:HG	1.70	0.74
1:Q:270:VAL:O	1:Q:290:SER:N	2.14	0.74
2:P:79:PRO:HA	2:P:82:LEU:HG	1.70	0.74
1:A:3:VAL:HG13	1:A:93:ILE:HD13	1.70	0.74
1:A:191:ARG:O	2:D:39:GLN:NE2	2.16	0.74
1:C:172:MET:HB2	1:C:225:LEU:HD11	1.68	0.74
1:Q:194:ARG:HH21	1:O:279:VAL:HG12	1.51	0.73
1:O:42:HIS:HA	1:O:46:TYR:HD2	1.53	0.73
2:B:31:ASN:HD21	2:B:82:LEU:HD22	1.53	0.73
2:B:263:ALA:HA	2:B:267:LEU:HB2	1.70	0.73
1:C:1:LEU:N	1:C:24:PRO:O	2.20	0.73
1:Q:187:ALA:H	2:P:43:LEU:HD13	1.53	0.73
1:O:13:ARG:HA	1:O:16:LEU:HB2	1.70	0.73
1:O:79:PRO:HA	1:O:82:LEU:HD12	1.70	0.73
2:B:121:PRO:HG2	2:B:209:GLY:HA3	1.67	0.73
2:B:122:GLY:H	2:B:127:THR:HB	1.54	0.73
2:B:279:VAL:HG21	2:D:202:ASN:HA	1.70	0.73
2:D:65:SER:HA	2:D:70:VAL:HA	1.68	0.73
1:Q:291:THR:HB	1:Q:310:TRP:HB2	1.69	0.73
2:R:31:ASN:HD21	2:R:82:LEU:HD22	1.53	0.73
2:P:122:GLY:H	2:P:127:THR:HB	1.54	0.73
2:P:263:ALA:HA	2:P:267:LEU:HB2	1.70	0.73
2:B:151:THR:HA	2:B:154:LEU:HG	1.68	0.73
1:C:6:ASN:HA	1:C:31:ASN:HD22	1.52	0.73
2:D:31:ASN:HD21	2:D:82:LEU:HD22	1.53	0.73
1:Q:6:ASN:HD22	1:Q:96:THR:HG22	1.52	0.73
1:O:167:ILE:HB	1:O:224:LYS:HB3	1.70	0.73
1:O:169:LYS:HA	1:O:224:LYS:HA	1.70	0.73
2:B:6:ASN:HA	2:B:31:ASN:HB3	1.71	0.73
2:D:263:ALA:HA	2:D:267:LEU:HB2	1.70	0.73
1:O:17:ARG:HH21	1:O:50:LEU:HB2	1.53	0.73
1:A:14:ASN:HD21	1:A:314:GLU:HB3	1.53	0.73
1:Q:246:ILE:HG22	1:Q:303:ASP:HA	1.70	0.73
1:A:312:ASP:OD1	1:A:315:TRP:N	2.22	0.73
2:D:279:VAL:HG13	2:D:281:ILE:HG12	1.68	0.73
1:Q:18:CYS:SG	1:Q:318:SER:OG	2.45	0.73
1:A:38:LYS:HE3	2:D:193:LEU:HD11	1.69	0.73

Continued on next page...

*Continued from previous page...*

Atom-1	Atom-2	Interatomic distance (Å)	Clash overlap (Å)
1:A:80:LEU:HA	1:A:111:ALA:HB2	1.68	0.73
1:A:148:SER:O	1:A:152:ASN:N	2.18	0.73
1:Q:287:ASP:OD1	1:Q:315:TRP:NE1	2.20	0.73
2:R:220:ASN:O	2:R:224:LYS:NZ	2.15	0.73
2:P:6:ASN:HA	2:P:31:ASN:HB3	1.71	0.73
2:D:2:LYS:HB2	2:D:90:ASP:H	1.54	0.73
2:P:2:LYS:HB2	2:P:90:ASP:H	1.54	0.73
2:P:291:THR:HB	2:P:310:TRP:HB2	1.68	0.72
1:C:57:VAL:HA	1:C:66:ILE:HA	1.71	0.72
1:C:130:VAL:HG21	1:C:323:ASP:HB2	1.70	0.72
1:Q:236:ASN:O	1:Q:284:ARG:NE	2.22	0.72
1:Q:85:ALA:HB2	1:Q:112:GLY:HA3	1.72	0.72
1:Q:96:THR:OG1	3:Q:401:NAD:C8A	2.37	0.72
1:Q:139:HIS:HB2	1:Q:331:LYS:HB3	1.70	0.72
2:R:246:VAL:HG22	2:R:303:ASP:HA	1.72	0.72
1:C:47:ASP:OD1	1:C:48:SER:N	2.21	0.72
1:Q:291:THR:N	1:Q:310:TRP:O	2.22	0.72
2:P:30:ILE:N	2:P:72:LYS:O	2.23	0.72
2:P:139:HIS:CE1	2:P:328:VAL:HG13	2.25	0.72
2:B:139:HIS:CE1	2:B:328:VAL:HG13	2.25	0.72
2:R:279:VAL:HG21	2:P:202:ASN:HA	1.69	0.72
1:C:14:ASN:HB3	1:C:318:SER:HB3	1.71	0.72
2:R:6:ASN:HA	2:R:31:ASN:HB3	1.71	0.72
1:O:76:ASN:HD21	1:O:81:LYS:HD2	1.53	0.72
1:Q:316:GLY:O	1:Q:320:ARG:NH1	2.23	0.72
2:B:300:MET:HG3	2:B:304:MET:HB2	1.72	0.72
2:R:2:LYS:HB2	2:R:90:ASP:H	1.54	0.72
2:R:139:HIS:CE1	2:R:328:VAL:HG13	2.25	0.72
1:A:279:VAL:HG11	1:C:204:VAL:HG22	1.71	0.72
2:B:79:PRO:HA	2:B:82:LEU:HG	1.70	0.72
2:B:246:VAL:HG22	2:B:303:ASP:HA	1.72	0.72
1:C:260:ARG:HD3	1:C:273:VAL:HB	1.70	0.72
1:Q:2:LYS:HB2	1:Q:90:ASP:H	1.55	0.72
2:R:263:ALA:HA	2:R:267:LEU:HB2	1.70	0.72
1:Q:29:VAL:HG11	1:Q:87:LEU:HD13	1.71	0.72
1:Q:80:LEU:HG	1:Q:107:LYS:HB3	1.71	0.72
1:Q:122:ALA:HB2	1:Q:145:SER:HB2	1.71	0.72
1:Q:125:ILE:HA	1:Q:143:ILE:O	1.90	0.72
1:Q:169:LYS:NZ	1:O:300:MET:O	2.18	0.72
2:R:287:ASP:O	2:R:320:ARG:NH1	2.23	0.72
1:A:154:LEU:HB2	1:A:214:VAL:HG11	1.70	0.72

*Continued on next page...*

*Continued from previous page...*

Atom-1	Atom-2	Interatomic distance (Å)	Clash overlap (Å)
2:D:122:GLY:H	2:D:127:THR:HB	1.54	0.72
2:D:246:VAL:HG22	2:D:303:ASP:HA	1.71	0.72
1:A:207:SER:HA	1:A:228:ILE:HA	1.72	0.71
2:D:30:ILE:N	2:D:72:LYS:O	2.22	0.71
2:D:45:LYS:CE	2:D:56:ASP:HA	2.17	0.71
1:Q:41:THR:O	1:Q:45:LYS:N	2.23	0.71
1:Q:301:GLY:HA3	1:O:169:LYS:HD2	1.71	0.71
2:R:193:LEU:CD2	1:O:38:LYS:NZ	2.40	0.71
2:P:287:ASP:O	2:P:320:ARG:NH1	2.23	0.71
1:A:166:GLY:HA3	1:A:247:GLU:HB2	1.72	0.71
2:D:6:ASN:HA	2:D:31:ASN:HB3	1.71	0.71
1:Q:9:GLY:HA2	3:Q:401:NAD:H4B	1.71	0.71
1:O:167:ILE:HG23	1:O:244:VAL:HB	1.71	0.71
1:A:38:LYS:CE	2:D:193:LEU:CD1	2.63	0.71
1:C:297:THR:HG22	1:C:308:VAL:H	1.55	0.71
2:D:287:ASP:O	2:D:320:ARG:NH1	2.23	0.71
2:R:300:MET:HG3	2:R:304:MET:HB2	1.72	0.71
1:A:10:ARG:NH1	1:A:10:ARG:O	2.23	0.71
2:B:287:ASP:O	2:B:320:ARG:NH1	2.23	0.71
1:Q:62:GLU:HA	1:Q:73:VAL:HB	1.72	0.71
2:P:64:ILE:N	2:P:71:ILE:O	2.23	0.71
2:D:139:HIS:CE1	2:D:328:VAL:HG13	2.25	0.71
1:Q:298:MET:SD	1:O:226:ASN:ND2	2.64	0.71
2:P:31:ASN:HD21	2:P:82:LEU:HD22	1.53	0.71
2:R:122:GLY:H	2:R:127:THR:HB	1.54	0.71
1:A:100:VAL:HG12	1:A:118:ILE:HG21	1.73	0.71
1:C:63:THR:HG23	1:C:72:LYS:HD2	1.72	0.71
1:C:287:ASP:O	1:C:320:ARG:NH1	2.23	0.71
1:O:129:VAL:HG21	1:O:155:ALA:HB3	1.73	0.71
1:O:178:TYR:HB2	1:O:199:ALA:HB1	1.70	0.71
1:C:4:ALA:HA	1:C:29:VAL:HG13	1.71	0.71
1:C:256:ASN:ND2	1:C:297:THR:OG1	2.21	0.71
2:D:53:PHE:CE2	2:D:55:ALA:HB3	2.26	0.71
2:R:10:ARG:HD3	1:O:186:ASP:HB2	1.73	0.71
2:R:79:PRO:HA	2:R:82:LEU:HG	1.70	0.71
1:O:49:ILE:HG12	1:O:236:ASN:HD22	1.54	0.71
2:B:30:ILE:N	2:B:72:LYS:O	2.22	0.71
2:D:179:THR:HG21	3:D:401:NAD:H72N	1.56	0.71
2:D:204:VAL:HB	2:D:231:ARG:HB3	1.72	0.71
2:D:300:MET:HG3	2:D:304:MET:HB2	1.72	0.71
1:C:175:THR:HA	1:C:230:LEU:HB2	1.73	0.70

*Continued on next page...*

*Continued from previous page...*

Atom-1	Atom-2	Interatomic distance (Å)	Clash overlap (Å)
1:Q:96:THR:HG23	1:Q:98:VAL:H	1.55	0.70
2:R:30:ILE:N	2:R:72:LYS:O	2.22	0.70
2:R:193:LEU:HD21	1:O:38:LYS:CE	2.21	0.70
2:D:38:LYS:O	2:D:42:HIS:ND1	2.18	0.70
1:Q:38:LYS:HE2	2:P:193:LEU:HD11	1.69	0.70
1:Q:246:ILE:HD13	1:Q:305:VAL:HG21	1.73	0.70
1:A:13:ARG:HH11	1:A:43:LEU:HB3	1.53	0.70
1:A:33:SER:HA	1:A:75:SER:HA	1.73	0.70
2:B:179:THR:HG21	3:B:401:NAD:H72N	1.56	0.70
1:Q:160:VAL:HG21	1:Q:271:LEU:HD11	1.74	0.70
1:O:356:GLU:CB	1:C:190:HIS:HB2	2.20	0.70
2:P:246:VAL:HG22	2:P:303:ASP:HA	1.72	0.70
2:P:300:MET:HG3	2:P:304:MET:HB2	1.72	0.70
2:P:179:THR:HG21	3:P:401:NAD:H72N	1.56	0.70
2:R:204:VAL:HB	2:R:231:ARG:HB3	1.72	0.70
1:O:274:CYS:O	1:O:294:SER:N	2.22	0.70
1:O:332:TRP:HE3	1:O:333:PRO:HD2	1.57	0.70
1:A:84:TRP:HD1	1:A:111:ALA:HB3	1.55	0.70
2:B:204:VAL:HB	2:B:231:ARG:HB3	1.72	0.70
1:C:274:CYS:O	1:C:294:SER:N	2.19	0.70
2:R:38:LYS:O	2:R:42:HIS:ND1	2.18	0.70
2:R:299:VAL:HA	2:R:304:MET:O	1.92	0.70
2:P:299:VAL:HA	2:P:304:MET:O	1.92	0.70
1:A:149:CYS:HA	1:A:152:ASN:HB2	1.71	0.70
2:D:36:GLY:O	2:D:40:ALA:N	2.25	0.70
1:Q:161:LEU:HD11	1:Q:307:VAL:HG11	1.74	0.70
1:C:169:LYS:HA	1:C:224:LYS:HA	1.74	0.70
1:Q:139:HIS:NE2	1:Q:332:TRP:HA	2.07	0.70
2:R:179:THR:HG21	3:R:401:NAD:H72N	1.56	0.70
2:B:2:LYS:HB2	2:B:90:ASP:H	1.54	0.70
2:B:157:PHE:HZ	2:B:240:VAL:HG11	1.57	0.70
1:C:149:CYS:N	1:C:317:TYR:OH	2.24	0.70
1:Q:173:THR:HG22	1:Q:230:LEU:HD23	1.71	0.70
1:Q:183:ARG:HD2	1:Q:188:SER:HA	1.73	0.70
1:C:2:LYS:HG3	1:C:89:ILE:HG23	1.72	0.70
1:A:46:TYR:O	2:D:197:ARG:NH1	2.25	0.69
1:A:281:VAL:HG23	1:C:202:ASN:HD21	1.55	0.69
2:B:8:PHE:HD2	2:B:40:ALA:HB1	1.57	0.69
1:Q:272:ASP:HB3	1:Q:291:THR:HA	1.74	0.69
1:O:332:TRP:CE3	1:O:333:PRO:HD2	2.26	0.69
1:A:278:LEU:HB3	1:A:282:ASP:HB2	1.73	0.69

*Continued on next page...*

Continued from previous page...

Atom-1	Atom-2	Interatomic distance (Å)	Clash overlap (Å)
2:D:157:PHE:HZ	2:D:240:VAL:HG11	1.57	0.69
1:Q:4:ALA:HB3	1:Q:84:TRP:CZ3	2.28	0.69
1:Q:157:PHE:HB2	1:Q:259:PHE:HE1	1.56	0.69
2:R:36:GLY:O	2:R:40:ALA:N	2.25	0.69
1:O:104:GLY:HA2	1:O:107:LYS:HE3	1.72	0.69
2:P:204:VAL:HB	2:P:231:ARG:HB3	1.72	0.69
1:A:292:ILE:HA	1:A:309:ALA:HA	1.74	0.69
1:C:268:LYS:HD3	1:C:288:PHE:HE1	1.56	0.69
1:O:92:VAL:HB	1:O:116:VAL:HG22	1.73	0.69
3:O:401:NAD:H2D	1:C:362:GLU:CB	2.22	0.69
1:A:66:ILE:HD12	1:A:71:ILE:HD13	1.74	0.69
2:B:306:LYS:HZ3	2:D:171:THR:HB	1.58	0.69
1:Q:84:TRP:CE3	1:Q:92:VAL:HG22	2.27	0.69
1:C:148:SER:O	1:C:152:ASN:N	2.18	0.69
1:Q:10:ARG:HE	2:P:185:LEU:HB2	1.56	0.69
2:R:45:LYS:HE2	2:R:56:ASP:HB2	1.75	0.69
2:R:237:VAL:HG22	2:R:312:ASP:HA	1.75	0.69
1:C:78:ASP:HB3	1:C:81:LYS:HE3	1.75	0.69
1:C:120:ALA:CB	3:C:401:NAD:H6N	2.21	0.69
2:D:299:VAL:HA	2:D:304:MET:O	1.92	0.69
1:Q:38:LYS:O	1:Q:42:HIS:ND1	2.23	0.69
1:Q:186:ASP:HB2	2:P:10:ARG:HD3	1.74	0.69
2:P:237:VAL:HG22	2:P:312:ASP:HA	1.75	0.69
2:B:237:VAL:HG22	2:B:312:ASP:HA	1.75	0.69
2:D:46:TYR:HA	2:D:52:THR:HA	1.75	0.69
1:Q:46:TYR:O	2:P:197:ARG:NH1	2.24	0.69
1:Q:259:PHE:O	1:Q:263:ALA:N	2.16	0.69
2:R:129:VAL:HG21	2:R:155:ALA:HB3	1.75	0.69
2:P:326:ASP:O	2:P:330:ASN:N	2.25	0.69
1:A:225:LEU:HD22	1:A:242:LEU:HD11	1.75	0.69
1:C:1:LEU:HD12	1:C:91:ILE:HG13	1.75	0.69
1:O:358:CYS:HA	1:C:191:ARG:HG2	1.75	0.69
2:B:194:ARG:HD3	2:B:204:VAL:HA	1.74	0.69
1:C:165:LEU:HD21	1:C:305:VAL:HG21	1.74	0.69
2:D:237:VAL:HG22	2:D:312:ASP:HA	1.75	0.69
2:D:326:ASP:O	2:D:330:ASN:N	2.25	0.69
1:Q:38:LYS:NZ	2:P:193:LEU:HG	2.08	0.69
2:B:84:TRP:HB2	2:B:111:ALA:HB3	1.75	0.69
1:C:90:ASP:HB2	1:C:332:TRP:CH2	2.27	0.69
1:Q:20:ARG:NH2	1:Q:323:ASP:OD1	2.25	0.68
2:R:46:TYR:HA	2:R:52:THR:HA	1.75	0.68

Continued on next page...



*Continued from previous page...*

Atom-1	Atom-2	Interatomic distance (Å)	Clash overlap (Å)
1:O:10:ARG:HH21	1:O:49:ILE:HD13	1.57	0.68
1:A:161:LEU:O	1:A:166:GLY:N	2.25	0.68
2:B:36:GLY:O	2:B:40:ALA:N	2.25	0.68
2:B:326:ASP:O	2:B:330:ASN:N	2.25	0.68
1:C:274:CYS:N	1:C:292:ILE:O	2.26	0.68
2:D:84:TRP:HB2	2:D:111:ALA:HB3	1.75	0.68
2:R:326:ASP:O	2:R:330:ASN:N	2.25	0.68
2:P:36:GLY:O	2:P:40:ALA:N	2.25	0.68
1:A:272:ASP:HB3	1:A:291:THR:HA	1.74	0.68
1:Q:94:GLU:HG2	1:Q:97:GLY:H	1.58	0.68
2:P:157:PHE:HZ	2:P:240:VAL:HG11	1.57	0.68
1:A:10:ARG:HA	1:A:13:ARG:HH21	1.58	0.68
2:B:152:ASN:HD21	2:B:320:ARG:HG3	1.59	0.68
2:B:299:VAL:HA	2:B:304:MET:O	1.92	0.68
2:R:8:PHE:HD2	2:R:40:ALA:HB1	1.57	0.68
2:P:84:TRP:HB2	2:P:111:ALA:HB3	1.75	0.68
1:C:203:ILE:HD11	1:C:230:LEU:HB3	1.76	0.68
2:D:8:PHE:HD2	2:D:40:ALA:HB1	1.57	0.68
2:R:157:PHE:HZ	2:R:240:VAL:HG11	1.57	0.68
1:O:16:LEU:HD13	1:O:44:LEU:HD22	1.75	0.68
2:P:8:PHE:HD2	2:P:40:ALA:HB1	1.57	0.68
2:P:129:VAL:HG21	2:P:155:ALA:HB3	1.75	0.68
2:P:152:ASN:HD21	2:P:320:ARG:HG3	1.59	0.68
1:Q:163:GLU:HG3	1:Q:164:GLU:HG3	1.76	0.68
2:B:129:VAL:HG21	2:B:155:ALA:HB3	1.75	0.68
1:C:25:LEU:HD11	1:C:325:ALA:HB1	1.75	0.68
2:B:46:TYR:HA	2:B:52:THR:HA	1.75	0.68
2:D:270:ILE:O	2:D:289:SER:N	2.27	0.68
1:Q:3:VAL:HG13	1:Q:93:ILE:HD13	1.75	0.68
1:O:45:LYS:HD2	1:O:53:PHE:HB3	1.76	0.68
1:O:182:GLN:HE21	1:O:195:ARG:HB2	1.57	0.68
1:A:8:PHE:HB2	1:A:32:ASP:HB2	1.76	0.68
2:R:194:ARG:HB2	2:P:277:PRO:HB2	1.76	0.68
1:O:272:ASP:N	1:O:290:SER:O	2.18	0.68
2:B:134:GLU:HB2	2:B:324:LEU:HD13	1.76	0.68
1:Q:29:VAL:HG22	1:Q:72:LYS:HE2	1.75	0.67
1:Q:297:THR:HG22	1:Q:308:VAL:H	1.58	0.67
2:P:46:TYR:HA	2:P:52:THR:HA	1.75	0.67
1:C:60:ILE:H	1:C:64:PHE:HA	1.57	0.67
2:D:129:VAL:HG21	2:D:155:ALA:HB3	1.75	0.67
1:A:5:ILE:H	1:A:30:VAL:HA	1.59	0.67

*Continued on next page...*



Continued from previous page...

Atom-1	Atom-2	Interatomic distance (Å)	Clash overlap (Å)
2:B:129:VAL:HG23	2:B:152:ASN:HA	1.77	0.67
1:A:0:LYS:N	1:A:24:PRO:O	2.27	0.67
1:C:6:ASN:OD1	1:C:31:ASN:ND2	2.26	0.67
1:Q:1:LEU:HD21	1:Q:91:ILE:HG13	1.76	0.67
2:R:152:ASN:HD21	2:R:320:ARG:HG3	1.59	0.67
2:D:152:ASN:HD21	2:D:320:ARG:HG3	1.59	0.67
1:Q:156:PRO:HB2	1:Q:271:LEU:HD21	1.75	0.67
2:R:129:VAL:HG23	2:R:152:ASN:HA	1.77	0.67
1:A:29:VAL:HG22	1:A:72:LYS:HG3	1.76	0.67
1:Q:96:THR:HB	3:Q:401:NAD:C4A	2.24	0.67
1:Q:242:LEU:O	1:Q:306:LYS:HA	1.95	0.67
2:R:58:LYS:HE2	2:R:59:THR:H	1.60	0.67
1:A:165:LEU:HD21	1:A:255:VAL:HA	1.77	0.67
2:B:277:PRO:HB2	2:D:194:ARG:HB2	1.76	0.67
1:C:100:VAL:HA	1:C:118:ILE:HG12	1.77	0.67
2:D:272:SER:O	2:D:292:ILE:N	2.28	0.67
1:Q:131:GLY:HA3	1:Q:156:PRO:HG3	1.77	0.67
2:R:33:THR:HA	2:R:75:SER:HA	1.76	0.67
2:R:197:ARG:NH2	2:P:282:ASP:OD2	2.27	0.67
1:A:259:PHE:O	1:A:263:ALA:N	2.23	0.67
2:B:270:ILE:O	2:B:289:SER:N	2.27	0.67
1:C:258:ALA:HA	1:C:261:LYS:HD2	1.75	0.67
2:R:63:ALA:HB1	2:R:70:VAL:HG23	1.75	0.67
1:O:179:THR:OG1	1:O:231:ARG:NH1	2.28	0.67
2:P:18(A):TRP:HH2	2:P:69:LYS:HG2	1.60	0.67
2:P:134:GLU:HB2	2:P:324:LEU:HD13	1.76	0.67
2:B:33:THR:HA	2:B:75:SER:HA	1.76	0.67
2:B:197:ARG:NH2	2:D:282:ASP:OD2	2.27	0.67
2:B:272:SER:O	2:B:292:ILE:N	2.28	0.67
2:D:55:ALA:O	2:D:56:ASP:HB3	1.93	0.67
1:O:132:VAL:HG21	1:O:218:LEU:HD11	1.76	0.67
2:P:270:ILE:O	2:P:289:SER:N	2.27	0.67
2:P:176:HIS:O	2:P:232:VAL:N	2.28	0.66
1:C:174:THR:HG23	1:C:229:ALA:HA	1.75	0.66
1:O:85:ALA:N	1:O:111:ALA:O	2.29	0.66
1:A:171:THR:HG21	1:C:306:LYS:HD2	1.76	0.66
1:Q:29:VAL:HG21	1:Q:87:LEU:HB3	1.75	0.66
2:R:176:HIS:O	2:R:232:VAL:N	2.28	0.66
2:B:6:ASN:HB3	2:B:94:GLU:HA	1.77	0.66
1:C:49:ILE:HA	1:C:284:ARG:HH21	1.60	0.66
2:R:6:ASN:HB3	2:R:94:GLU:HA	1.76	0.66

Continued on next page...

*Continued from previous page...*

Atom-1	Atom-2	Interatomic distance (Å)	Clash overlap (Å)
2:R:84:TRP:HB2	2:R:111:ALA:HB3	1.75	0.66
2:P:33:THR:HA	2:P:75:SER:HA	1.76	0.66
1:A:18:CYS:O	1:A:20:ARG:N	2.27	0.66
1:A:146:ASN:HD21	1:A:320:ARG:HB3	1.60	0.66
1:C:58:LYS:NZ	1:C:60:ILE:HA	2.11	0.66
2:D:45:LYS:HD3	2:D:57:VAL:H	1.61	0.66
2:D:134:GLU:HB2	2:D:324:LEU:HD13	1.76	0.66
2:D:176:HIS:O	2:D:232:VAL:N	2.28	0.66
2:R:270:ILE:O	2:R:289:SER:N	2.27	0.66
1:Q:257:ASN:HA	1:Q:260:ARG:HD2	1.77	0.66
2:R:134:GLU:HB2	2:R:324:LEU:HD13	1.76	0.66
1:O:273:VAL:HG13	1:O:292:ILE:HB	1.78	0.66
1:A:194:ARG:NH1	1:A:205:PRO:O	2.28	0.66
1:A:306:LYS:NZ	1:C:172:MET:O	2.29	0.66
1:C:79:PRO:HB2	1:C:107:LYS:HB2	1.76	0.66
1:O:246:ILE:HG21	1:O:250:VAL:HG11	1.78	0.66
1:C:317:TYR:HE2	3:C:401:NAD:H4N	1.60	0.66
1:Q:18(A):TRP:NE1	1:Q:25:LEU:O	2.28	0.66
2:B:18(A):TRP:HH2	2:B:69:LYS:HG2	1.60	0.66
2:R:272:SER:O	2:R:292:ILE:N	2.28	0.66
1:O:362:GLU:OXT	3:C:401:NAD:H2D	1.95	0.66
2:P:272:SER:O	2:P:292:ILE:N	2.28	0.66
1:A:11:ILE:HA	1:A:14:ASN:HB2	1.77	0.66
1:A:60:ILE:HB	1:A:64:PHE:HA	1.77	0.66
1:A:300:MET:HE3	1:C:170:GLY:H	1.60	0.66
2:B:176:HIS:O	2:B:232:VAL:N	2.28	0.66
2:D:33:THR:HA	2:D:75:SER:HA	1.76	0.66
2:R:18(A):TRP:HE1	2:R:23:SER:HG	1.43	0.66
1:O:139:HIS:CE1	1:O:333:PRO:HD3	2.31	0.66
1:A:186:ASP:HB2	2:D:10:ARG:HD3	1.77	0.66
1:Q:176:HIS:HA	1:Q:238:SER:HB2	1.77	0.65
1:Q:190:HIS:CD2	1:Q:192:ASP:HB2	2.31	0.65
1:O:18(B):HIS:HE1	1:O:67:ASP:HB2	1.62	0.65
1:A:192:ASP:O	1:A:196:ALA:HB2	1.95	0.65
1:C:299:VAL:HG22	1:C:305:VAL:HA	1.77	0.65
1:O:94:GLU:OE2	1:O:96:THR:OG1	2.13	0.65
1:A:316:GLY:O	1:A:320:ARG:HG2	1.97	0.65
2:B:149:CYS:HB2	2:B:313:ASN:HA	1.79	0.65
1:Q:79:PRO:HB2	1:Q:107:LYS:HB2	1.76	0.65
1:Q:291:THR:O	1:Q:310:TRP:N	2.27	0.65
2:P:49:ILE:O	2:P:284:ARG:NH1	2.30	0.65

*Continued on next page...*

*Continued from previous page...*

Atom-1	Atom-2	Interatomic distance (Å)	Clash overlap (Å)
1:C:16:LEU:HA	1:C:18(A):TRP:CD1	2.31	0.65
1:C:76:ASN:ND2	1:C:81:LYS:O	2.29	0.65
2:R:265:ASN:O	2:R:268:LYS:NZ	2.29	0.65
2:P:265:ASN:O	2:P:268:LYS:NZ	2.30	0.65
2:P:267:LEU:HD13	2:P:271:LEU:HG	1.79	0.65
1:A:29:VAL:HG13	1:A:72:LYS:HB2	1.77	0.65
2:D:119:THR:O	2:D:317:TYR:OH	2.15	0.65
2:B:199:ALA:HA	2:B:202:ASN:HB2	1.79	0.65
2:D:49:ILE:O	2:D:284:ARG:NH1	2.30	0.65
1:Q:109:ILE:HA	1:Q:113:ALA:HB3	1.78	0.65
2:R:267:LEU:HD13	2:R:271:LEU:HG	1.79	0.65
1:C:37:VAL:HA	1:C:40:ALA:HB3	1.78	0.65
2:D:267:LEU:HD13	2:D:271:LEU:HG	1.79	0.65
2:P:129:VAL:HG23	2:P:152:ASN:HA	1.77	0.65
1:A:13:ARG:HD2	1:A:43:LEU:HB3	1.79	0.65
2:D:129:VAL:HG23	2:D:152:ASN:HA	1.77	0.65
1:Q:28:VAL:O	1:Q:72:LYS:N	2.19	0.65
1:O:28:VAL:O	1:O:71:ILE:HA	1.96	0.65
1:O:181:ASP:OD2	1:O:231:ARG:NH2	2.30	0.65
1:A:79:PRO:HB3	1:A:108:HIS:CG	2.32	0.65
2:B:119:THR:O	2:B:317:TYR:OH	2.15	0.65
1:C:94:GLU:OE1	1:C:118:ILE:HG23	1.97	0.65
1:C:332:TRP:HE3	1:C:333:PRO:HD3	1.62	0.65
3:C:401:NAD:H52A	3:C:401:NAD:H51N	1.77	0.65
1:O:1:LEU:HB3	1:O:91:ILE:HD12	1.77	0.65
1:O:183:ARG:O	1:O:199:ALA:N	2.28	0.65
2:P:193:LEU:H	2:P:193:LEU:CD1	2.06	0.65
1:A:1:LEU:HD11	1:A:332:TRP:CE2	2.32	0.65
1:A:169:LYS:N	1:A:245:ASN:OD1	2.26	0.65
2:B:265:ASN:O	2:B:268:LYS:NZ	2.29	0.65
2:B:290:SER:HA	2:B:311:TYR:HA	1.78	0.65
1:C:177:SER:O	1:C:231:ARG:NH1	2.29	0.65
2:D:29:VAL:HG11	2:D:89:ILE:HD11	1.79	0.65
2:D:290:SER:HA	2:D:311:TYR:HA	1.78	0.65
2:R:149:CYS:HB2	2:R:313:ASN:HA	1.79	0.65
2:R:194:ARG:HD3	2:R:204:VAL:HA	1.78	0.65
2:R:199:ALA:HA	2:R:202:ASN:HB2	1.79	0.65
2:R:306:LYS:HZ3	2:P:171:THR:HB	1.60	0.65
1:O:15:PHE:O	1:O:18(A):TRP:HB3	1.97	0.65
1:A:37:VAL:O	1:A:41:THR:HB	1.97	0.65
1:A:280:SER:O	1:A:284:ARG:N	2.30	0.65

*Continued on next page...*

*Continued from previous page...*

Atom-1	Atom-2	Interatomic distance (Å)	Clash overlap (Å)
2:D:162:ASP:OD1	2:D:167:ILE:N	2.30	0.65
2:D:265:ASN:O	2:D:268:LYS:NZ	2.30	0.65
1:O:165:LEU:HD21	1:O:305:VAL:HG11	1.79	0.64
2:P:149:CYS:HB2	2:P:313:ASN:HA	1.79	0.64
1:A:209:GLY:O	1:A:213:ALA:N	2.26	0.64
2:B:49:ILE:O	2:B:284:ARG:NH1	2.30	0.64
1:C:56:ASP:N	1:C:67:ASP:OD1	2.30	0.64
2:D:18(A):TRP:HH2	2:D:69:LYS:HG2	1.60	0.64
2:R:137:TYR:CZ	2:R:139:HIS:HA	2.32	0.64
2:R:290:SER:HA	2:R:311:TYR:HA	1.78	0.64
1:O:1:LEU:N	1:O:24:PRO:O	2.28	0.64
2:P:29:VAL:HG11	2:P:89:ILE:HD11	1.79	0.64
2:P:290:SER:HA	2:P:311:TYR:HA	1.78	0.64
1:A:38:LYS:HZ3	2:D:193:LEU:CG	2.09	0.64
1:C:134:GLU:HG2	1:C:327:LEU:HD12	1.78	0.64
1:Q:149:CYS:HB2	1:Q:317:TYR:HB2	1.79	0.64
1:Q:175:THR:HA	1:Q:230:LEU:HG	1.79	0.64
1:Q:195:ARG:HD2	1:Q:206:THR:HG21	1.78	0.64
2:R:1:LEU:HD13	2:R:329:ALA:HA	1.79	0.64
1:O:57:VAL:HA	1:O:66:ILE:HA	1.78	0.64
1:O:100:VAL:HG23	1:O:118:ILE:HG21	1.78	0.64
1:A:45:LYS:O	1:A:53:PHE:N	2.30	0.64
2:R:49:ILE:O	2:R:284:ARG:NH1	2.30	0.64
1:O:272:ASP:HB3	1:O:291:THR:HA	1.78	0.64
1:A:4:ALA:HB2	1:A:29:VAL:HB	1.78	0.64
1:A:316:GLY:O	1:A:320:ARG:NH1	2.31	0.64
2:P:137:TYR:CZ	2:P:139:HIS:HA	2.33	0.64
1:A:16:LEU:HD11	1:A:71:ILE:HD13	1.80	0.64
1:A:49:ILE:HD12	1:A:315:TRP:HB2	1.79	0.64
1:C:85:ALA:HB2	1:C:112:GLY:HA3	1.78	0.64
2:D:1:LEU:HD13	2:D:329:ALA:HA	1.79	0.64
2:D:199:ALA:HA	2:D:202:ASN:HB2	1.79	0.64
1:O:6:ASN:HD21	1:O:99:PHE:HD2	1.44	0.64
1:O:79:PRO:HB3	1:O:108:HIS:ND1	2.13	0.64
2:P:1:LEU:HB3	2:P:25:LEU:HA	1.80	0.64
1:A:3:VAL:HG22	1:A:25:LEU:HD12	1.79	0.64
2:B:1:LEU:HD13	2:B:329:ALA:HA	1.79	0.64
1:C:170:GLY:HA3	1:C:244:VAL:HG12	1.78	0.64
2:D:6:ASN:HB3	2:D:94:GLU:HA	1.79	0.64
1:Q:38:LYS:HZ1	2:P:193:LEU:HG	1.63	0.64
1:Q:96:THR:CG2	1:Q:98:VAL:HG12	2.28	0.64

*Continued on next page...*

*Continued from previous page...*

Atom-1	Atom-2	Interatomic distance (Å)	Clash overlap (Å)
2:R:38:LYS:HA	2:R:59:THR:HG21	1.80	0.64
2:R:327:ILE:HG23	2:R:331:LYS:HD3	1.80	0.64
2:B:327:ILE:HG23	2:B:331:LYS:HD3	1.80	0.64
1:C:18(A):TRP:HH2	1:C:69:LYS:HD3	1.63	0.64
2:D:238:SER:OG	2:D:313:ASN:ND2	2.31	0.64
1:O:328:VAL:HG11	1:O:332:TRP:HE1	1.63	0.64
1:A:14:ASN:O	1:A:318:SER:OG	2.14	0.64
2:D:137:TYR:CZ	2:D:139:HIS:HA	2.33	0.64
1:Q:316:GLY:O	1:Q:320:ARG:HG2	1.97	0.64
2:R:162:ASP:OD1	2:R:167:ILE:N	2.31	0.64
1:O:65:SER:HA	1:O:69:LYS:O	1.96	0.64
1:O:252:ALA:O	1:O:256:ASN:ND2	2.30	0.64
2:P:17:ARG:NH2	2:P:44:LEU:O	2.31	0.64
1:A:226:ASN:ND2	1:C:298:MET:SD	2.71	0.64
2:B:176:HIS:N	2:B:230:LEU:O	2.31	0.64
1:C:236:ASN:HD21	1:C:314:GLU:HB2	1.62	0.64
2:B:137:TYR:CZ	2:B:139:HIS:HA	2.32	0.64
2:D:149:CYS:HB2	2:D:313:ASN:HA	1.79	0.64
2:D:176:HIS:N	2:D:230:LEU:O	2.31	0.64
2:P:6:ASN:HB3	2:P:94:GLU:HA	1.80	0.63
2:P:176:HIS:N	2:P:230:LEU:O	2.31	0.63
1:A:248:LYS:HE2	1:A:250:VAL:HG11	1.79	0.63
2:R:162:ASP:O	2:R:220:ASN:ND2	2.28	0.63
1:O:162:ASP:HA	1:O:166:GLY:HA2	1.80	0.63
1:A:203:ILE:HG22	1:C:280:SER:H	1.62	0.63
2:B:162:ASP:O	2:B:220:ASN:ND2	2.28	0.63
2:B:267:LEU:HD13	2:B:271:LEU:HG	1.79	0.63
2:D:204:VAL:O	2:D:231:ARG:N	2.32	0.63
1:Q:92:VAL:HB	1:Q:116:VAL:HG13	1.80	0.63
2:R:17:ARG:NH2	2:R:44:LEU:O	2.31	0.63
2:R:29:VAL:HG11	2:R:89:ILE:HD11	1.79	0.63
2:R:197:ARG:NH1	1:O:46:TYR:O	2.32	0.63
1:O:4:ALA:HB3	1:O:84:TRP:NE1	2.13	0.63
1:A:183:ARG:HG3	1:A:185:LEU:H	1.62	0.63
1:C:158:VAL:HG23	1:C:218:LEU:HD12	1.81	0.63
1:Q:256:ASN:HA	1:Q:259:PHE:HB2	1.79	0.63
2:R:291:THR:N	2:R:310:TRP:O	2.32	0.63
1:O:135:LYS:HZ1	1:O:327:LEU:HB3	1.62	0.63
1:A:215:SER:HB3	1:A:222:LYS:HA	1.80	0.63
2:B:17:ARG:NH2	2:B:44:LEU:O	2.31	0.63
1:C:178:TYR:HA	1:C:231:ARG:HD2	1.81	0.63

*Continued on next page...*

Continued from previous page...

Atom-1	Atom-2	Interatomic distance (Å)	Clash overlap (Å)
2:R:176:HIS:N	2:R:230:LEU:O	2.31	0.63
1:O:149:CYS:N	1:O:317:TYR:OH	2.31	0.63
2:P:238:SER:OG	2:P:313:ASN:ND2	2.31	0.63
1:A:310:TRP:HZ2	1:C:205:PRO:HG3	1.63	0.63
2:B:29:VAL:HG11	2:B:89:ILE:HD11	1.79	0.63
2:D:17:ARG:NH2	2:D:44:LEU:O	2.31	0.63
1:Q:287:ASP:O	1:Q:320:ARG:NH2	2.31	0.63
2:P:1:LEU:HD13	2:P:329:ALA:HA	1.79	0.63
2:P:92:VAL:HB	2:P:116:VAL:HA	1.81	0.63
1:A:114:LYS:O	1:A:142:ASN:ND2	2.31	0.63
1:A:314:GLU:O	1:A:318:SER:N	2.31	0.63
1:C:53:PHE:CE2	1:C:55:ALA:HB3	2.34	0.63
1:C:165:LEU:HD12	1:C:248:LYS:HZ3	1.64	0.63
1:Q:11:ILE:HG21	1:Q:119:THR:HG21	1.79	0.63
1:Q:17:ARG:O	1:Q:54:LYS:NZ	2.28	0.63
1:Q:38:LYS:NZ	2:P:193:LEU:CG	2.61	0.63
2:R:18(A):TRP:NE1	2:R:23:SER:OG	2.32	0.63
2:P:139:HIS:HB3	2:P:333:GLN:H	1.63	0.63
1:A:183:ARG:NE	1:A:188:SER:HA	2.11	0.63
1:A:198:ALA:H	1:A:202:ASN:HD22	1.47	0.63
2:B:65:SER:HA	2:B:70:VAL:HA	1.81	0.63
2:B:92:VAL:HB	2:B:116:VAL:HA	1.80	0.63
2:B:162:ASP:OD1	2:B:167:ILE:N	2.30	0.63
1:O:174:THR:O	1:O:230:LEU:N	2.31	0.63
1:O:328:VAL:C	1:O:332:TRP:HD1	2.01	0.63
2:P:162:ASP:OD1	2:P:167:ILE:N	2.31	0.63
2:P:199:ALA:HA	2:P:202:ASN:HB2	1.79	0.63
2:B:291:THR:N	2:B:310:TRP:O	2.32	0.63
1:C:146:ASN:HD22	1:C:324:LEU:HD22	1.62	0.63
1:C:240:VAL:HG22	1:C:309:ALA:HB3	1.81	0.63
2:R:204:VAL:O	2:R:231:ARG:N	2.32	0.63
1:O:357:GLU:HA	1:C:183:ARG:NE	2.14	0.63
1:C:47:ASP:N	1:C:51:GLY:O	2.30	0.63
2:D:92:VAL:HB	2:D:116:VAL:HA	1.81	0.63
2:R:92:VAL:HB	2:R:116:VAL:HA	1.81	0.62
1:O:29:VAL:HG23	1:O:72:LYS:HB2	1.81	0.62
1:A:149:CYS:HB3	1:A:313:ASN:HA	1.81	0.62
1:C:329:ALA:O	1:C:332:TRP:HB2	1.98	0.62
1:Q:183:ARG:O	1:Q:199:ALA:N	2.31	0.62
1:Q:262:ALA:HA	1:Q:266:PRO:HD2	1.80	0.62
2:R:119:THR:O	2:R:317:TYR:OH	2.15	0.62

Continued on next page...

*Continued from previous page...*

Atom-1	Atom-2	Interatomic distance (Å)	Clash overlap (Å)
1:A:298:MET:SD	1:A:306:LYS:HE2	2.39	0.62
2:B:18(A):TRP:NE1	2:B:23:SER:OG	2.32	0.62
2:D:291:THR:N	2:D:310:TRP:O	2.32	0.62
1:Q:76:ASN:ND2	1:Q:81:LYS:HB3	2.14	0.62
1:Q:102:GLY:HA2	1:Q:125:ILE:HD11	1.81	0.62
1:Q:202:ASN:HB2	1:O:279:VAL:HB	1.82	0.62
2:P:119:THR:O	2:P:317:TYR:OH	2.15	0.62
2:P:291:THR:N	2:P:310:TRP:O	2.32	0.62
1:A:41:THR:O	1:A:45:LYS:HB2	1.98	0.62
1:A:76:ASN:CG	1:A:81:LYS:HB3	2.20	0.62
1:C:163:GLU:OE1	1:C:163:GLU:N	2.31	0.62
1:Q:38:LYS:HB2	2:P:193:LEU:HD21	1.80	0.62
2:D:183:ARG:HG3	2:D:187:ALA:O	1.99	0.62
2:D:327:ILE:HG23	2:D:331:LYS:HD3	1.80	0.62
2:P:204:VAL:O	2:P:231:ARG:N	2.32	0.62
2:P:327:ILE:HG23	2:P:331:LYS:HD3	1.80	0.62
1:A:129:VAL:N	1:A:133:ASN:OD1	2.33	0.62
2:D:139:HIS:HB3	2:D:333:GLN:H	1.63	0.62
2:D:162:ASP:O	2:D:220:ASN:ND2	2.28	0.62
2:B:204:VAL:O	2:B:231:ARG:N	2.32	0.62
1:Q:58:LYS:HB3	1:Q:65:SER:HB3	1.81	0.62
1:Q:240:VAL:HG13	1:Q:311:TYR:CE1	2.35	0.62
2:R:139:HIS:HB3	2:R:333:GLN:H	1.63	0.62
1:O:137:TYR:CE1	1:O:328:VAL:HG13	2.29	0.62
1:A:287:ASP:HA	1:A:319:GLN:HG3	1.81	0.62
1:A:63:THR:CA	1:A:72:LYS:HA	2.24	0.62
2:B:139:HIS:HB3	2:B:333:GLN:H	1.63	0.62
2:D:267:LEU:O	2:D:271:LEU:N	2.29	0.62
1:Q:8:PHE:HB2	1:Q:32:ASP:HB2	1.81	0.62
1:Q:214:VAL:HG21	1:Q:225:LEU:HD13	1.81	0.62
2:R:267:LEU:O	2:R:271:LEU:N	2.29	0.62
1:O:3:VAL:HG13	1:O:92:VAL:HA	1.82	0.62
1:O:78:ASP:H	1:O:81:LYS:HZ1	1.46	0.62
1:A:92:VAL:HG21	1:A:108:HIS:HB3	1.82	0.62
1:A:328:VAL:HG12	1:A:332:TRP:CD1	2.35	0.62
1:C:58:LYS:N	1:C:65:SER:O	2.32	0.62
1:C:237:VAL:HG11	1:C:280:SER:HB2	1.80	0.62
1:Q:18:CYS:O	1:Q:20:ARG:N	2.30	0.62
1:Q:36:GLY:HA2	1:Q:61:ASN:HD21	1.65	0.62
1:Q:64:PHE:N	1:Q:71:ILE:O	2.33	0.62
2:R:45:LYS:HE2	2:R:56:ASP:HA	1.82	0.62

*Continued on next page...*



Continued from previous page...

Atom-1	Atom-2	Interatomic distance (Å)	Clash overlap (Å)
1:O:1:LEU:HB2	1:O:25:LEU:HA	1.82	0.62
1:A:304:MET:HG2	1:C:169:LYS:HE2	1.82	0.62
2:B:1:LEU:HB3	2:B:25:LEU:HA	1.80	0.62
1:Q:154:LEU:HA	1:Q:157:PHE:CE2	2.35	0.61
1:O:18(A):TRP:CZ2	1:O:27:VAL:HB	2.35	0.61
1:O:106:GLY:HA2	1:O:109:ILE:HG12	1.82	0.61
2:P:17:ARG:HH11	2:P:50:LEU:HD12	1.65	0.61
1:A:208:THR:HG23	1:A:210:ALA:H	1.64	0.61
2:B:17:ARG:HH11	2:B:50:LEU:HD12	1.65	0.61
1:C:11:ILE:N	3:C:401:NAD:O2A	2.32	0.61
1:A:90:ASP:HA	1:A:114:LYS:HE2	1.83	0.61
1:Q:82:LEU:HD22	1:Q:84:TRP:CD2	2.35	0.61
2:R:238:SER:OG	2:R:313:ASN:ND2	2.31	0.61
2:D:17:ARG:HH11	2:D:50:LEU:HD12	1.65	0.61
2:D:256:ASN:ND2	2:D:294:SER:O	2.34	0.61
1:Q:188:SER:HB2	1:Q:196:ALA:HA	1.82	0.61
2:R:1:LEU:HB3	2:R:25:LEU:HA	1.80	0.61
2:R:27:VAL:O	2:R:71:ILE:HG12	2.01	0.61
2:R:160:VAL:O	2:R:164:LYS:HB2	2.01	0.61
2:B:59:THR:HB	2:B:64:ILE:HD13	1.82	0.61
2:B:273:VAL:HA	2:B:292:ILE:HB	1.82	0.61
1:C:10:ARG:NH2	1:C:47:ASP:OD2	2.34	0.61
1:C:198:ALA:HB1	1:C:201:LEU:HB2	1.82	0.61
2:D:160:VAL:O	2:D:164:LYS:HB2	2.01	0.61
2:R:39:GLN:HG2	1:O:193:LEU:HD21	1.82	0.61
2:B:160:VAL:O	2:B:164:LYS:HB2	2.00	0.61
2:D:1:LEU:HB3	2:D:25:LEU:HA	1.80	0.61
1:Q:1:LEU:N	1:Q:24:PRO:O	2.29	0.61
1:Q:18:CYS:O	1:Q:20:ARG:HG2	2.00	0.61
2:R:137:TYR:OH	2:R:139:HIS:ND1	2.33	0.61
1:A:174:THR:OG1	1:A:238:SER:OG	2.15	0.61
1:O:183:ARG:CZ	1:C:359:LYS:H	2.14	0.61
1:A:8:PHE:CZ	1:A:44:LEU:HB2	2.35	0.61
2:D:146:ASN:HD22	2:D:321:VAL:HA	1.66	0.61
2:D:273:VAL:HA	2:D:292:ILE:HB	1.83	0.61
1:O:29:VAL:HB	1:O:72:LYS:HE2	1.83	0.61
1:O:63:THR:HA	1:O:72:LYS:HA	1.81	0.61
1:O:272:ASP:HB2	1:O:288:PHE:CG	2.36	0.61
2:B:256:ASN:ND2	2:B:294:SER:O	2.34	0.61
1:C:18(A):TRP:CZ3	1:C:26:ASP:HA	2.35	0.61
2:D:182:GLN:HG3	2:D:195:ARG:HB3	1.82	0.61

Continued on next page...



*Continued from previous page...*

Atom-1	Atom-2	Interatomic distance (Å)	Clash overlap (Å)
1:Q:17:ARG:HB2	1:Q:315:TRP:HZ3	1.66	0.61
1:Q:210:ALA:HA	1:Q:213:ALA:HB3	1.82	0.61
1:O:14:ASN:HD21	1:O:314:GLU:HB3	1.66	0.61
2:P:320:ARG:NH2	2:P:323:ASP:OD2	2.34	0.61
2:B:146:ASN:HD22	2:B:321:VAL:HA	1.66	0.61
1:C:300:MET:SD	1:C:301:GLY:N	2.74	0.61
1:Q:296:LEU:HD13	1:O:205:PRO:HB2	1.81	0.60
1:O:56:ASP:O	1:O:67:ASP:N	2.34	0.60
2:P:146:ASN:HD22	2:P:321:VAL:HA	1.66	0.60
2:P:160:VAL:O	2:P:164:LYS:HB2	2.01	0.60
1:C:17:ARG:CZ	1:C:47:ASP:HB2	2.31	0.60
1:C:245:ASN:HB2	1:C:303:ASP:HB2	1.82	0.60
2:R:93:ILE:HD13	2:R:117:LEU:HB3	1.83	0.60
2:R:284:ARG:HD2	2:R:285:CYS:HB2	1.83	0.60
2:P:27:VAL:O	2:P:71:ILE:HG12	2.01	0.60
1:A:173:THR:HG22	1:A:228:ILE:HD12	1.82	0.60
1:A:252:ALA:HB2	1:A:299:VAL:HG23	1.82	0.60
2:B:27:VAL:O	2:B:71:ILE:HG12	2.01	0.60
2:D:160:VAL:HG21	2:D:267:LEU:HD11	1.83	0.60
2:D:167:ILE:HA	2:D:246:VAL:HA	1.84	0.60
2:R:256:ASN:ND2	2:R:294:SER:O	2.34	0.60
2:P:93:ILE:HD13	2:P:117:LEU:HB3	1.83	0.60
2:P:273:VAL:HA	2:P:292:ILE:HB	1.82	0.60
1:A:84:TRP:HE3	1:A:89:ILE:HG21	1.66	0.60
1:Q:20:ARG:NH2	1:Q:319:GLN:O	2.34	0.60
1:Q:96:THR:HA	3:Q:401:NAD:O4B	2.00	0.60
2:R:30:ILE:HG22	2:R:31:ASN:H	1.66	0.60
2:B:171:THR:HB	2:D:306:LYS:HZ3	1.66	0.60
1:C:18(B):HIS:ND1	1:C:69:LYS:HD2	2.15	0.60
2:D:30:ILE:HG22	2:D:31:ASN:H	1.66	0.60
2:D:279:VAL:HA	2:D:310:TRP:CZ2	2.37	0.60
2:R:171:THR:HB	2:P:306:LYS:HZ3	1.66	0.60
2:R:320:ARG:NH2	2:R:323:ASP:OD2	2.34	0.60
1:O:33:SER:H	1:O:77:ARG:NH1	2.00	0.60
1:O:181:ASP:OD1	1:C:361:TYR:N	2.30	0.60
2:B:30:ILE:HG22	2:B:31:ASN:H	1.66	0.60
2:B:238:SER:OG	2:B:313:ASN:ND2	2.31	0.60
2:R:1:LEU:N	2:R:24:PRO:O	2.25	0.60
1:O:20:ARG:CZ	1:O:20:ARG:HA	2.32	0.60
1:O:42:HIS:O	1:O:46:TYR:HB2	2.02	0.60
1:A:6:ASN:N	1:A:93:ILE:O	2.34	0.60

*Continued on next page...*

*Continued from previous page...*

Atom-1	Atom-2	Interatomic distance (Å)	Clash overlap (Å)
1:A:31:ASN:HA	1:A:74:VAL:HB	1.84	0.60
1:A:66:ILE:H	1:A:69:LYS:H	1.48	0.60
2:B:85:GLY:HA3	2:B:112:GLY:HA3	1.84	0.60
2:D:284:ARG:HD2	2:D:285:CYS:HB2	1.83	0.60
1:Q:29:VAL:HG22	1:Q:72:LYS:HB2	1.83	0.60
1:Q:274:CYS:N	1:Q:292:ILE:O	2.33	0.60
2:R:17:ARG:HH11	2:R:50:LEU:HD12	1.65	0.60
2:R:85:GLY:HA3	2:R:112:GLY:HA3	1.84	0.60
2:R:132:VAL:HG13	2:R:159:LYS:HZ2	1.67	0.60
2:P:279:VAL:HA	2:P:310:TRP:CZ2	2.37	0.60
2:D:27:VAL:O	2:D:71:ILE:HG12	2.01	0.60
1:Q:122:ALA:HB2	1:Q:145:SER:CB	2.31	0.60
2:R:103:ASP:OD2	2:R:107:LYS:NZ	2.35	0.60
2:R:273:VAL:HA	2:R:292:ILE:HB	1.82	0.60
1:O:157:PHE:HA	1:O:160:VAL:HG12	1.84	0.60
2:P:53:PHE:CE2	2:P:55:ALA:HB3	2.37	0.60
1:A:38:LYS:HE2	2:D:193:LEU:HD21	1.84	0.60
1:A:96:THR:OG1	3:A:401:NAD:C8A	2.50	0.60
2:B:167:ILE:HA	2:B:246:VAL:HA	1.84	0.60
2:B:279:VAL:HA	2:B:310:TRP:CZ2	2.37	0.60
1:C:270:VAL:HG13	1:C:320:ARG:HD2	1.82	0.60
1:Q:260:ARG:HG2	1:Q:273:VAL:HG21	1.82	0.60
1:Q:289:SER:HA	1:Q:320:ARG:HD2	1.84	0.60
1:Q:329:ALA:HA	1:Q:332:TRP:CD1	2.37	0.60
1:O:151:THR:HA	1:O:154:LEU:HB2	1.83	0.60
1:O:357:GLU:H	1:C:190:HIS:HB2	1.66	0.60
2:P:271:LEU:HD12	2:P:292:ILE:HD11	1.84	0.60
2:B:62:SER:HA	2:B:73:VAL:O	2.00	0.60
2:B:148:SER:O	2:B:152:ASN:N	2.22	0.60
2:B:267:LEU:O	2:B:271:LEU:N	2.29	0.60
1:C:29:VAL:HG23	1:C:72:LYS:HB2	1.84	0.60
2:D:103:ASP:OD2	2:D:107:LYS:NZ	2.35	0.60
2:R:146:ASN:HD22	2:R:321:VAL:HA	1.66	0.60
2:R:167:ILE:HA	2:R:246:VAL:HA	1.84	0.60
1:O:246:ILE:HG22	1:O:248:LYS:H	1.66	0.60
2:P:85:GLY:HA3	2:P:112:GLY:HA3	1.84	0.60
2:P:284:ARG:HD2	2:P:285:CYS:HB2	1.83	0.60
1:A:90:ASP:HB3	1:A:332:TRP:CZ2	2.37	0.60
1:A:174:THR:HB	1:A:240:VAL:HG12	1.83	0.60
1:C:56:ASP:O	1:C:67:ASP:N	2.35	0.60
1:C:60(A):ASP:O	1:C:62:GLU:N	2.35	0.60

*Continued on next page...*

*Continued from previous page...*

Atom-1	Atom-2	Interatomic distance (Å)	Clash overlap (Å)
1:O:7:GLY:N	1:O:31:ASN:O	2.30	0.59
2:P:256:ASN:ND2	2:P:294:SER:O	2.34	0.59
1:A:38:LYS:HZ3	2:D:193:LEU:HG	1.66	0.59
1:A:128:TYR:HD2	1:A:144:ILE:HB	1.67	0.59
1:C:80:LEU:HG	1:C:107:LYS:HB3	1.84	0.59
1:C:101:ASP:HA	1:C:122(A):LYS:HG2	1.84	0.59
2:D:85:GLY:HA3	2:D:112:GLY:HA3	1.84	0.59
2:P:103:ASP:OD2	2:P:107:LYS:NZ	2.35	0.59
2:P:167:ILE:HA	2:P:246:VAL:HA	1.84	0.59
2:P:267:LEU:O	2:P:271:LEU:N	2.29	0.59
2:B:53:PHE:CE2	2:B:55:ALA:HB3	2.37	0.59
2:D:271:LEU:HD12	2:D:292:ILE:HD11	1.84	0.59
1:Q:280:SER:O	1:Q:284:ARG:N	2.34	0.59
1:O:192:ASP:O	1:O:196:ALA:N	2.32	0.59
1:C:85:ALA:N	1:C:111:ALA:O	2.34	0.59
1:Q:37:VAL:HB	1:Q:61:ASN:HA	1.84	0.59
1:Q:236:ASN:OD1	1:Q:314:GLU:N	2.30	0.59
2:R:16:LEU:HD22	2:R:44:LEU:HD21	1.85	0.59
2:R:69:LYS:O	2:R:71:ILE:HG13	2.01	0.59
2:R:76:ASP:O	3:R:401:NAD:N1A	2.36	0.59
1:O:41:THR:HG21	1:O:59:ILE:HG12	1.85	0.59
2:P:16:LEU:HD22	2:P:44:LEU:HD21	1.85	0.59
1:A:157:PHE:HB2	1:A:259:PHE:CE1	2.32	0.59
1:A:289:SER:HA	1:A:320:ARG:HD2	1.84	0.59
2:B:160:VAL:HG21	2:B:267:LEU:HD11	1.83	0.59
1:C:84:TRP:HE3	1:C:89:ILE:HB	1.66	0.59
2:D:148:SER:O	2:D:152:ASN:N	2.22	0.59
2:R:47:ASP:O	2:R:51:GLY:N	2.36	0.59
1:O:177:SER:OG	1:O:313:ASN:ND2	2.29	0.59
1:A:123:GLY:HA3	1:A:125:ILE:HG13	1.85	0.59
2:B:16:LEU:HD22	2:B:44:LEU:HD21	1.84	0.59
2:D:47:ASP:O	2:D:51:GLY:N	2.36	0.59
2:D:137:TYR:OH	2:D:139:HIS:ND1	2.33	0.59
2:D:166:GLY:O	2:D:247:SER:N	2.35	0.59
1:Q:18(A):TRP:HH2	1:Q:69:LYS:HG3	1.65	0.59
1:Q:241:ASP:HA	1:Q:307:VAL:O	2.03	0.59
2:R:279:VAL:HA	2:R:310:TRP:CZ2	2.37	0.59
1:O:86:GLU:OE1	1:O:86:GLU:N	2.27	0.59
1:O:137:TYR:HD2	1:O:331:LYS:HE3	1.67	0.59
1:A:252:ALA:O	1:A:256:ASN:ND2	2.35	0.59
2:B:76:ASP:O	3:B:401:NAD:N1A	2.36	0.59

*Continued on next page...*

*Continued from previous page...*

Atom-1	Atom-2	Interatomic distance (Å)	Clash overlap (Å)
1:C:17:ARG:HG2	1:C:53:PHE:CD1	2.38	0.59
1:C:18(A):TRP:CH2	1:C:69:LYS:HD3	2.37	0.59
1:C:269:GLY:O	1:C:320:ARG:NH2	2.36	0.59
1:Q:74:VAL:HG12	1:Q:76:ASN:HB3	1.83	0.59
1:Q:186:ASP:OD1	1:Q:198:ALA:N	2.34	0.59
2:R:41:SER:HB3	2:R:59:THR:HG23	1.85	0.59
2:R:271:LEU:HD12	2:R:292:ILE:HD11	1.84	0.59
1:O:109:ILE:HD11	1:O:116:VAL:HG23	1.85	0.59
2:P:30:ILE:HG22	2:P:31:ASN:H	1.66	0.59
2:P:166:GLY:O	2:P:247:SER:N	2.35	0.59
1:A:152:ASN:O	1:A:289:SER:HB3	2.03	0.59
2:B:93:ILE:HD13	2:B:117:LEU:HB3	1.83	0.59
1:Q:267:LEU:HB2	1:Q:271:LEU:HG	1.84	0.59
1:O:115:LYS:HB2	1:O:332:TRP:CZ2	2.38	0.59
1:O:218:LEU:HB3	1:O:221:LEU:HD13	1.85	0.59
1:O:328:VAL:CG1	1:O:332:TRP:HE1	2.12	0.59
2:P:47:ASP:O	2:P:51:GLY:N	2.36	0.59
2:P:160:VAL:HG21	2:P:267:LEU:HD11	1.83	0.59
2:B:271:LEU:HD12	2:B:292:ILE:HD11	1.84	0.59
2:D:76:ASP:O	3:D:401:NAD:N1A	2.36	0.59
1:Q:173:THR:HG22	1:Q:230:LEU:CD2	2.33	0.59
1:O:254:ASP:HA	1:O:257:ASN:HD22	1.68	0.59
1:A:131:GLY:HA2	1:A:267:LEU:HD22	1.85	0.59
2:D:16:LEU:HD22	2:D:44:LEU:HD21	1.84	0.59
2:D:320:ARG:NH2	2:D:323:ASP:OD2	2.34	0.59
1:Q:17:ARG:NH1	1:Q:50:LEU:HB3	2.18	0.59
1:Q:77:ARG:HD3	3:Q:401:NAD:N6A	2.18	0.59
2:R:150:THR:HB	2:R:174:THR:HG21	1.85	0.59
2:R:160:VAL:HG21	2:R:267:LEU:HD11	1.83	0.59
2:R:182:GLN:HE21	2:R:195:ARG:HD3	1.68	0.59
1:O:155:ALA:HA	1:O:158:VAL:HG22	1.85	0.59
2:P:76:ASP:O	3:P:401:NAD:N1A	2.36	0.59
2:P:194:ARG:HD3	2:P:205:PRO:HD2	1.85	0.59
1:A:4:ALA:HB3	1:A:84:TRP:CZ3	2.38	0.59
1:A:118:ILE:H	1:A:145:SER:HA	1.68	0.59
2:B:262:SER:O	2:B:267:LEU:N	2.36	0.59
2:B:320:ARG:NH2	2:B:323:ASP:OD2	2.35	0.59
1:Q:184:LEU:HB2	2:P:184:LEU:HD13	1.85	0.58
1:O:237:VAL:HA	1:O:312:ASP:HA	1.85	0.58
1:A:115:LYS:HD3	1:A:332:TRP:CZ2	2.37	0.58
2:B:150:THR:HB	2:B:174:THR:HG21	1.85	0.58

*Continued on next page...*

Continued from previous page...

Atom-1	Atom-2	Interatomic distance (Å)	Clash overlap (Å)
1:C:37:VAL:HG13	1:C:64:PHE:HB3	1.85	0.58
1:C:257:ASN:OD1	1:C:260:ARG:NH2	2.36	0.58
1:A:53:PHE:CE2	1:A:55:ALA:HB3	2.39	0.58
1:A:169:LYS:NZ	1:C:300:MET:O	2.26	0.58
2:B:103:ASP:OD2	2:B:107:LYS:NZ	2.35	0.58
2:B:284:ARG:HD2	2:B:285:CYS:HB2	1.83	0.58
1:C:184:LEU:HG	1:C:185:LEU:HG	1.85	0.58
2:D:132:VAL:HG13	2:D:159:LYS:HZ2	1.67	0.58
1:Q:245:ASN:HB3	1:O:304:MET:HE1	1.86	0.58
2:R:10:ARG:HG3	1:O:185:LEU:HD22	1.84	0.58
1:O:134:GLU:OE1	1:O:134:GLU:N	2.33	0.58
2:R:18(B):HIS:HE1	2:R:68:GLY:HA3	1.67	0.58
1:O:212:LYS:O	1:O:222:LYS:NZ	2.32	0.58
1:O:239:VAL:HA	1:O:310:TRP:HA	1.85	0.58
1:A:45:LYS:NZ	1:A:53:PHE:O	2.35	0.58
1:A:82:LEU:HD22	1:A:84:TRP:CD2	2.39	0.58
2:B:28:VAL:HG13	2:B:70:VAL:HG13	1.85	0.58
1:C:157:PHE:HA	1:C:160:VAL:HG12	1.85	0.58
1:Q:17:ARG:NH2	1:Q:51:GLY:O	2.37	0.58
1:Q:165:LEU:HD12	1:Q:248:LYS:HD2	1.84	0.58
1:Q:211:ALA:O	1:Q:225:LEU:HD22	2.03	0.58
2:R:17:ARG:HG2	2:R:53:PHE:CE1	2.38	0.58
1:O:8:PHE:O	1:O:13:ARG:NH2	2.36	0.58
1:O:32:ASP:OD1	3:O:401:NAD:O2B	2.19	0.58
2:P:132:VAL:HG13	2:P:159:LYS:HZ2	1.67	0.58
1:A:256:ASN:ND2	1:A:297:THR:OG1	2.35	0.58
1:A:315:TRP:O	1:A:319:GLN:HG2	2.03	0.58
2:B:34:GLY:CA	1:C:190:HIS:HA	2.31	0.58
2:B:274:CYS:HG	2:B:283:PHE:HE1	1.51	0.58
1:C:132:VAL:HG22	1:C:159:LYS:HE2	1.86	0.58
1:C:300:MET:H	1:C:306:LYS:HZ1	1.52	0.58
2:D:93:ILE:HD13	2:D:117:LEU:HB3	1.83	0.58
1:Q:254:ASP:HA	1:Q:257:ASN:HD22	1.68	0.58
2:R:45:LYS:HZ3	2:R:53:PHE:HB3	1.69	0.58
2:R:166:GLY:O	2:R:247:SER:N	2.35	0.58
1:C:6:ASN:HD21	1:C:99:PHE:HD2	1.51	0.58
1:C:84:TRP:CZ3	1:C:92:VAL:HG22	2.39	0.58
1:C:248:LYS:NZ	1:C:248:LYS:HB3	2.19	0.58
2:D:168:ILE:HG22	2:D:169:LYS:HG3	1.86	0.58
1:O:158:VAL:HG23	1:O:218:LEU:HD22	1.86	0.58
2:P:18(A):TRP:NE1	2:P:23:SER:OG	2.32	0.58

Continued on next page...

*Continued from previous page...*

Atom-1	Atom-2	Interatomic distance (Å)	Clash overlap (Å)
1:A:105:ALA:HA	1:A:108:HIS:CD2	2.37	0.58
2:B:195:ARG:HH21	2:B:206:THR:HG21	1.68	0.58
2:D:28:VAL:HG13	2:D:70:VAL:HG13	1.85	0.58
1:Q:197:ARG:HG3	1:O:279:VAL:HG13	1.85	0.58
1:Q:318:SER:O	1:Q:322:VAL:HG23	2.04	0.58
2:R:261:GLU:O	2:R:265:ASN:ND2	2.37	0.58
1:O:154:LEU:HA	1:O:157:PHE:CE2	2.39	0.58
1:O:190:HIS:HB3	1:O:196:ALA:HA	1.85	0.58
2:P:17:ARG:HG2	2:P:53:PHE:CE1	2.38	0.58
2:P:28:VAL:HG13	2:P:70:VAL:HG13	1.85	0.58
2:P:49:ILE:HA	2:P:284:ARG:HD3	1.86	0.58
2:B:17:ARG:HG2	2:B:53:PHE:CE1	2.38	0.58
2:B:132:VAL:HG13	2:B:159:LYS:HZ2	1.68	0.58
2:B:157:PHE:CZ	2:B:240:VAL:HG11	2.39	0.58
2:B:194:ARG:HB2	2:D:277:PRO:HB2	1.86	0.58
1:C:150:THR:O	1:C:154:LEU:HG	2.04	0.58
1:Q:239:VAL:HG21	1:Q:308:VAL:HG12	1.85	0.58
2:R:168:ILE:HG22	2:R:169:LYS:HG3	1.86	0.58
2:B:261:GLU:O	2:B:265:ASN:ND2	2.37	0.58
1:C:181:ASP:O	1:C:182:GLN:NE2	2.37	0.58
1:Q:4:ALA:HA	1:Q:29:VAL:O	2.04	0.58
1:Q:6:ASN:HA	1:Q:31:ASN:HB3	1.85	0.58
1:Q:114:LYS:HB2	1:Q:332:TRP:HH2	1.69	0.58
2:R:262:SER:O	2:R:267:LEU:N	2.36	0.58
2:P:45:LYS:O	2:P:53:PHE:N	2.37	0.58
2:P:261:GLU:O	2:P:265:ASN:ND2	2.37	0.58
1:A:4:ALA:HA	1:A:29:VAL:O	2.04	0.58
1:A:124:ASP:O	1:A:126:PRO:HD3	2.04	0.58
2:D:261:GLU:O	2:D:265:ASN:ND2	2.37	0.58
1:Q:236:ASN:ND2	1:Q:315:TRP:H	2.01	0.57
2:R:53:PHE:CE2	2:R:55:ALA:HB3	2.39	0.57
1:O:215:SER:HA	1:O:219:PRO:HB3	1.85	0.57
2:P:79:PRO:HG2	2:P:107:LYS:HE2	1.86	0.57
2:P:137:TYR:CE1	2:P:144:ILE:HG21	2.39	0.57
2:P:262:SER:O	2:P:267:LEU:N	2.36	0.57
1:A:9:GLY:O	1:A:13:ARG:NE	2.36	0.57
1:A:28:VAL:C	1:A:71:ILE:HA	2.25	0.57
1:A:248:LYS:HD3	1:A:250:VAL:HG21	1.86	0.57
2:B:137:TYR:CE1	2:B:144:ILE:HG21	2.39	0.57
1:C:77:ARG:HD2	3:C:401:NAD:C6A	2.34	0.57
2:D:17:ARG:HG2	2:D:53:PHE:CE1	2.38	0.57

*Continued on next page...*

*Continued from previous page...*

Atom-1	Atom-2	Interatomic distance (Å)	Clash overlap (Å)
2:B:45:LYS:O	2:B:53:PHE:N	2.37	0.57
1:C:191:ARG:HG3	1:C:192:ASP:N	2.18	0.57
1:Q:172:MET:HB3	1:Q:225:LEU:HD21	1.85	0.57
1:Q:174:THR:HB	1:Q:240:VAL:HG12	1.86	0.57
2:R:84:TRP:CE3	2:R:92:VAL:HG22	2.40	0.57
2:R:331:LYS:HB2	2:R:333:GLN:HE22	1.69	0.57
1:O:221:LEU:HA	1:O:224:LYS:HD2	1.86	0.57
2:P:128:TYR:HD2	2:P:144:ILE:HB	1.69	0.57
1:A:38:LYS:O	1:A:42:HIS:ND1	2.33	0.57
1:C:139:HIS:HE1	1:C:332:TRP:CE3	2.23	0.57
2:D:84:TRP:CE3	2:D:92:VAL:HG22	2.40	0.57
1:Q:285:CYS:HA	1:Q:315:TRP:CD1	2.40	0.57
2:R:148:SER:O	2:R:152:ASN:N	2.22	0.57
1:A:170:GLY:HA3	1:A:244:VAL:HG22	1.86	0.57
1:A:188:SER:HB2	1:A:196:ALA:HA	1.87	0.57
2:B:166:GLY:O	2:B:247:SER:N	2.35	0.57
1:Q:173:THR:HG23	1:Q:228:ILE:HB	1.86	0.57
2:R:7:GLY:HA3	2:R:96:THR:HG22	1.87	0.57
2:R:248:LYS:NZ	2:R:254:GLU:OE2	2.37	0.57
2:P:1:LEU:N	2:P:24:PRO:O	2.25	0.57
2:P:162:ASP:O	2:P:220:ASN:ND2	2.28	0.57
1:A:85:ALA:HB2	1:A:112:GLY:HA3	1.86	0.57
1:A:291:THR:O	1:A:310:TRP:N	2.36	0.57
2:B:45:LYS:HZ3	2:B:53:PHE:HB3	1.69	0.57
2:D:49:ILE:HA	2:D:284:ARG:HD3	1.86	0.57
2:D:262:SER:O	2:D:267:LEU:N	2.36	0.57
1:Q:134:GLU:HG3	1:Q:327:LEU:HD13	1.86	0.57
2:R:49:ILE:HA	2:R:284:ARG:HD3	1.86	0.57
2:R:312:ASP:CG	2:R:316:GLY:H	2.08	0.57
1:O:193:LEU:HA	1:O:196:ALA:HB3	1.85	0.57
2:B:7:GLY:HA3	2:B:96:THR:HG22	1.87	0.57
2:B:47:ASP:O	2:B:51:GLY:N	2.36	0.57
1:C:5:ILE:HG22	1:C:30:VAL:HA	1.86	0.57
1:C:8:PHE:H	1:C:32:ASP:HB2	1.69	0.57
2:D:82:LEU:HD12	2:D:84:TRP:HE1	1.70	0.57
2:D:137:TYR:CE1	2:D:144:ILE:HG21	2.40	0.57
1:Q:149:CYS:HA	1:Q:152:ASN:HB2	1.85	0.57
1:O:28:VAL:C	1:O:71:ILE:HA	2.25	0.57
2:P:84:TRP:CE3	2:P:92:VAL:HG22	2.40	0.57
1:A:92:VAL:HG23	1:A:113:ALA:HB2	1.86	0.57
1:A:118:ILE:HD13	1:A:125:ILE:CG2	2.34	0.57

*Continued on next page...*



*Continued from previous page...*

Atom-1	Atom-2	Interatomic distance (Å)	Clash overlap (Å)
1:A:228:ILE:HG22	1:A:230:LEU:HD23	1.87	0.57
2:B:64:ILE:N	2:B:71:ILE:O	2.38	0.57
1:C:16:LEU:HD22	1:C:18(A):TRP:HE1	1.70	0.57
1:C:154:LEU:HA	1:C:157:PHE:CE2	2.39	0.57
2:D:79:PRO:HG2	2:D:107:LYS:HE2	1.87	0.57
2:D:150:THR:HB	2:D:174:THR:HG21	1.85	0.57
2:D:248:LYS:NZ	2:D:254:GLU:OE2	2.37	0.57
2:R:249:LYS:HD2	2:R:303:ASP:HB3	1.87	0.57
2:P:18(A):TRP:HE1	2:P:23:SER:HG	1.41	0.57
2:P:194:ARG:HD3	2:P:204:VAL:HA	1.87	0.57
1:A:215:SER:HB3	1:A:222:LYS:HD3	1.87	0.57
1:A:220:GLN:HG2	1:A:221:LEU:HD22	1.85	0.57
2:B:13:ARG:NH2	2:B:40:ALA:HA	2.20	0.57
2:B:49:ILE:HA	2:B:284:ARG:HD3	1.87	0.57
2:D:128:TYR:HD2	2:D:144:ILE:HB	1.69	0.57
1:Q:80:LEU:HA	1:Q:111:ALA:HB2	1.85	0.57
2:R:128:TYR:HD2	2:R:144:ILE:HB	1.69	0.57
2:R:184:LEU:HD11	1:O:178:TYR:HD2	1.69	0.57
1:O:250:VAL:HG23	1:O:305:VAL:HB	1.87	0.57
2:B:331:LYS:HB2	2:B:333:GLN:HE22	1.69	0.57
1:C:27:VAL:O	1:C:71:ILE:HG12	2.04	0.57
1:C:79:PRO:HB3	1:C:108:HIS:CE1	2.40	0.57
1:Q:165:LEU:HD21	1:Q:305:VAL:HG11	1.86	0.57
2:R:13:ARG:NH2	2:R:40:ALA:HA	2.20	0.57
2:R:28:VAL:HG13	2:R:70:VAL:HG13	1.85	0.57
1:O:57:VAL:HG13	1:O:66:ILE:HG12	1.86	0.57
1:O:161:LEU:HD22	1:O:167:ILE:HG13	1.86	0.57
1:O:208:THR:H	1:O:228:ILE:HA	1.68	0.57
2:P:312:ASP:CG	2:P:316:GLY:H	2.08	0.57
1:A:13:ARG:NH1	2:D:186:ASP:O	2.38	0.57
1:A:20:ARG:HH12	1:A:319:GLN:NE2	2.02	0.57
1:A:174:THR:O	1:A:230:LEU:HG	2.05	0.57
1:C:328:VAL:HG12	1:C:332:TRP:CD1	2.40	0.57
2:D:331:LYS:HB2	2:D:333:GLN:HE22	1.69	0.57
1:Q:126:PRO:HD2	1:Q:144:ILE:HA	1.87	0.56
2:R:79:PRO:HG2	2:R:107:LYS:HE2	1.87	0.56
2:R:137:TYR:CE1	2:R:144:ILE:HG21	2.39	0.56
2:P:168:ILE:HG22	2:P:169:LYS:HG3	1.86	0.56
1:A:28:VAL:O	1:A:72:LYS:N	2.37	0.56
1:A:139:HIS:CD2	1:A:332:TRP:HA	2.40	0.56
1:A:159:LYS:HB2	1:A:218:LEU:HD11	1.87	0.56

*Continued on next page...*



*Continued from previous page...*

Atom-1	Atom-2	Interatomic distance (Å)	Clash overlap (Å)
1:C:130:VAL:HG13	1:C:327:LEU:HD11	1.85	0.56
2:D:13:ARG:NH2	2:D:40:ALA:HA	2.20	0.56
1:Q:58:LYS:N	1:Q:65:SER:O	2.39	0.56
1:Q:83:PRO:HA	1:Q:111:ALA:HB1	1.87	0.56
2:R:82:LEU:HB2	2:R:84:TRP:NE1	2.20	0.56
2:P:147:ALA:HB1	2:P:151:THR:HB	1.87	0.56
2:P:150:THR:HB	2:P:174:THR:HG21	1.85	0.56
2:P:331:LYS:HB2	2:P:333:GLN:HE22	1.69	0.56
1:A:128:TYR:N	1:A:145:SER:O	2.28	0.56
1:A:165:LEU:HA	1:A:248:LYS:HD2	1.87	0.56
2:B:79:PRO:HG2	2:B:107:LYS:HE2	1.87	0.56
2:B:147:ALA:HB1	2:B:151:THR:HB	1.88	0.56
1:C:182:GLN:HE21	1:C:195:ARG:HD2	1.70	0.56
2:D:45:LYS:O	2:D:53:PHE:N	2.37	0.56
2:D:249:LYS:HD2	2:D:303:ASP:HB3	1.87	0.56
2:D:312:ASP:CG	2:D:316:GLY:H	2.08	0.56
1:Q:4:ALA:CB	1:Q:29:VAL:HB	2.33	0.56
1:Q:31:ASN:ND2	1:Q:76:ASN:O	2.39	0.56
1:Q:45:LYS:HD2	1:Q:53:PHE:HB3	1.86	0.56
1:Q:84:TRP:CD1	1:Q:111:ALA:HB3	2.34	0.56
1:Q:132:VAL:HG21	1:Q:218:LEU:HD21	1.86	0.56
1:Q:133:ASN:HD21	1:Q:217:VAL:HG12	1.70	0.56
1:Q:239:VAL:HA	1:Q:310:TRP:HA	1.87	0.56
1:Q:249:GLY:HA3	1:Q:302:GLY:C	2.26	0.56
2:R:1:LEU:HD23	2:R:25:LEU:HD13	1.87	0.56
2:R:157:PHE:CZ	2:R:240:VAL:HG11	2.39	0.56
2:R:193:LEU:HD21	1:O:38:LYS:HE2	1.86	0.56
1:O:17:ARG:HE	1:O:50:LEU:HD12	1.70	0.56
1:O:114:LYS:HB3	1:O:139:HIS:HE1	1.70	0.56
1:O:362:GLU:OXT	3:C:401:NAD:C2D	2.52	0.56
2:P:14:ASN:OD1	2:P:318:SER:OG	2.16	0.56
2:P:57:VAL:HA	2:P:66:VAL:HA	1.87	0.56
1:A:29:VAL:HA	1:A:72:LYS:H	1.70	0.56
1:A:128:TYR:HA	1:A:133:ASN:ND2	2.20	0.56
2:B:1:LEU:HD23	2:B:25:LEU:HD13	1.87	0.56
2:B:84:TRP:CE3	2:B:92:VAL:HG22	2.40	0.56
2:B:128:TYR:HD2	2:B:144:ILE:HB	1.69	0.56
2:B:213:ALA:O	2:B:217:VAL:HG22	2.06	0.56
2:B:317:TYR:O	2:B:321:VAL:HG23	2.06	0.56
1:C:197:ARG:HG3	1:C:198:ALA:H	1.68	0.56
1:C:275:ASP:HB3	1:C:294:SER:HB2	1.88	0.56

*Continued on next page...*

*Continued from previous page...*

Atom-1	Atom-2	Interatomic distance (Å)	Clash overlap (Å)
2:D:1:LEU:HD23	2:D:25:LEU:HD13	1.88	0.56
2:D:18(A):TRP:NE1	2:D:23:SER:OG	2.32	0.56
2:D:317:TYR:O	2:D:321:VAL:HG23	2.06	0.56
1:Q:78:ASP:O	1:Q:81:LYS:N	2.37	0.56
1:Q:191:ARG:O	2:P:39:GLN:NE2	2.39	0.56
1:O:55:ALA:HB1	1:O:67:ASP:OD2	2.06	0.56
1:O:259:PHE:O	1:O:263:ALA:HB2	2.05	0.56
1:A:116:VAL:HB	1:A:143:ILE:HA	1.87	0.56
1:A:299:VAL:HG22	1:A:305:VAL:HA	1.86	0.56
2:B:201:LEU:HA	2:B:233:PRO:HB3	1.87	0.56
2:B:249:LYS:HD2	2:B:303:ASP:HB3	1.87	0.56
1:C:94:GLU:OE2	1:C:99:PHE:N	2.39	0.56
2:D:53:PHE:HD2	2:D:56:ASP:H	1.54	0.56
1:Q:179:THR:OG1	1:Q:181:ASP:OD1	2.17	0.56
1:Q:285:CYS:N	1:Q:312:ASP:OD2	2.37	0.56
2:P:82:LEU:HB2	2:P:84:TRP:NE1	2.20	0.56
2:B:312:ASP:CG	2:B:316:GLY:H	2.08	0.56
1:C:298:MET:O	1:C:306:LYS:HB2	2.06	0.56
2:D:60(A):GLY:O	2:D:61:ASP:C	2.43	0.56
2:D:147:ALA:HB1	2:D:151:THR:HB	1.87	0.56
1:Q:114:LYS:O	1:Q:142:ASN:ND2	2.38	0.56
1:Q:139:HIS:CD2	1:Q:333:PRO:HD3	2.41	0.56
1:Q:162:ASP:HA	1:Q:166:GLY:HA2	1.87	0.56
1:Q:239:VAL:HB	1:Q:310:TRP:CD2	2.40	0.56
1:Q:256:ASN:ND2	1:Q:297:THR:OG1	2.38	0.56
1:Q:263:ALA:HA	1:Q:271:LEU:HB2	1.86	0.56
2:P:13:ARG:NH2	2:P:40:ALA:HA	2.20	0.56
2:P:131:GLY:HA3	2:P:156:PRO:HG3	1.88	0.56
2:P:213:ALA:O	2:P:217:VAL:HG22	2.06	0.56
2:P:237:VAL:HB	2:P:280:SER:OG	2.06	0.56
1:A:1:LEU:HB3	1:A:25:LEU:HA	1.88	0.56
1:A:162:ASP:OD2	1:A:224:LYS:NZ	2.38	0.56
1:A:328:VAL:O	1:A:332:TRP:N	2.38	0.56
2:B:82:LEU:HB2	2:B:84:TRP:NE1	2.20	0.56
2:D:82:LEU:HB2	2:D:84:TRP:NE1	2.20	0.56
2:D:195:ARG:HH21	2:D:206:THR:HG21	1.69	0.56
2:R:195:ARG:HH21	2:R:206:THR:HG21	1.69	0.56
1:O:312:ASP:OD1	1:O:315:TRP:HB3	2.06	0.56
2:P:45:LYS:HZ3	2:P:53:PHE:HB3	1.70	0.56
2:P:154:LEU:HA	2:P:157:PHE:CE1	2.41	0.56
2:P:236:ASN:O	2:P:313:ASN:ND2	2.20	0.56

*Continued on next page...*

*Continued from previous page...*

Atom-1	Atom-2	Interatomic distance (Å)	Clash overlap (Å)
1:A:10:ARG:HH21	1:A:49:ILE:HD11	1.71	0.56
1:A:269:GLY:O	1:A:288:PHE:HA	2.05	0.56
2:B:168:ILE:HG22	2:B:169:LYS:HG3	1.86	0.56
1:C:92:VAL:HG21	1:C:108:HIS:HB3	1.88	0.56
1:Q:317:TYR:O	1:Q:321:VAL:HG23	2.06	0.56
2:R:45:LYS:O	2:R:53:PHE:N	2.37	0.56
2:R:82:LEU:HD12	2:R:84:TRP:HE1	1.70	0.56
2:R:177:SER:N	2:R:238:SER:OG	2.39	0.56
1:O:11:ILE:HA	1:O:14:ASN:HB2	1.86	0.56
1:O:205:PRO:HA	1:O:230:LEU:HD13	1.87	0.56
1:A:133:ASN:ND2	1:A:217:VAL:HG11	2.18	0.56
1:A:146:ASN:HD22	1:A:321:VAL:HG22	1.71	0.56
2:B:82:LEU:HD12	2:B:84:TRP:HE1	1.70	0.56
2:D:131:GLY:HA3	2:D:156:PRO:HG3	1.88	0.56
2:D:237:VAL:HB	2:D:280:SER:OG	2.06	0.56
1:Q:245:ASN:HA	1:Q:303:ASP:HB3	1.88	0.56
2:P:1:LEU:HD23	2:P:25:LEU:HD13	1.88	0.56
1:A:87:LEU:HB2	1:A:89:ILE:HG12	1.87	0.56
1:A:170:GLY:N	1:A:224:LYS:O	2.39	0.56
1:A:311:TYR:CE2	1:A:313:ASN:HB3	2.41	0.56
2:B:13:ARG:NH2	1:C:188:SER:HB3	2.20	0.56
2:D:45:LYS:HZ3	2:D:53:PHE:HB3	1.69	0.56
1:Q:53:PHE:CE2	1:Q:55:ALA:HB3	2.41	0.56
2:R:182:GLN:HG3	2:R:195:ARG:HB3	1.88	0.56
1:O:128:TYR:HB3	1:O:134:GLU:HA	1.87	0.56
1:O:172:MET:HB3	1:O:227:GLY:HA2	1.88	0.56
1:A:60:ILE:HG22	1:A:60(A):ASP:H	1.71	0.56
1:A:128:TYR:HA	1:A:133:ASN:HD21	1.71	0.56
2:B:177:SER:N	2:B:238:SER:OG	2.39	0.56
2:B:248:LYS:NZ	2:B:254:GLU:OE2	2.37	0.56
1:C:6:ASN:HB3	1:C:94:GLU:HA	1.88	0.56
1:C:206:THR:O	1:C:229:ALA:N	2.38	0.56
2:R:114:LYS:O	2:R:142:THR:OG1	2.20	0.55
2:R:201:LEU:HA	2:R:233:PRO:HB3	1.87	0.55
1:O:138:GLY:H	1:O:140:VAL:HB	1.71	0.55
1:O:232:VAL:HG13	1:O:234:THR:HG22	1.88	0.55
2:P:249:LYS:HD2	2:P:303:ASP:HB3	1.87	0.55
2:B:139:HIS:N	2:B:333:GLN:OE1	2.24	0.55
1:C:6:ASN:O	1:C:95:GLY:N	2.40	0.55
2:R:131:GLY:HA3	2:R:156:PRO:HG3	1.88	0.55
1:O:84:TRP:NE1	1:O:92:VAL:HG22	2.21	0.55

*Continued on next page...*

*Continued from previous page...*

Atom-1	Atom-2	Interatomic distance (Å)	Clash overlap (Å)
1:O:91:ILE:HG12	1:O:332:TRP:CZ2	2.41	0.55
1:O:175:THR:HA	1:O:230:LEU:HB2	1.87	0.55
2:P:114:LYS:O	2:P:142:THR:OG1	2.20	0.55
2:P:201:LEU:HA	2:P:233:PRO:HB3	1.87	0.55
1:A:132:VAL:HG21	1:A:218:LEU:HD21	1.88	0.55
1:A:239:VAL:HB	1:A:310:TRP:CD2	2.41	0.55
2:B:1:LEU:N	2:B:24:PRO:O	2.25	0.55
1:C:10:ARG:O	1:C:14:ASN:ND2	2.39	0.55
1:C:114:LYS:HB3	1:C:115:LYS:NZ	2.21	0.55
2:D:201:LEU:HA	2:D:233:PRO:HB3	1.87	0.55
1:Q:17:ARG:HH12	1:Q:53:PHE:HA	1.70	0.55
1:Q:170:GLY:HA2	1:Q:244:VAL:HG22	1.88	0.55
1:Q:191:ARG:NH1	1:Q:193:LEU:H	2.05	0.55
2:R:213:ALA:O	2:R:217:VAL:HG22	2.06	0.55
2:P:177:SER:N	2:P:238:SER:OG	2.39	0.55
1:A:246:ILE:HG22	1:A:303:ASP:HA	1.87	0.55
1:C:272:ASP:HB3	1:C:291:THR:HA	1.88	0.55
2:D:4:ALA:HB3	2:D:84:TRP:CZ3	2.42	0.55
2:D:280:SER:O	2:D:284:ARG:N	2.40	0.55
1:Q:4:ALA:HB3	1:Q:84:TRP:HZ3	1.71	0.55
2:R:280:SER:O	2:R:284:ARG:N	2.40	0.55
1:O:280:SER:O	1:O:284:ARG:N	2.40	0.55
2:P:7:GLY:HA2	3:P:401:NAD:N3A	2.22	0.55
2:B:31:ASN:ND2	2:B:82:LEU:HD22	2.21	0.55
2:B:154:LEU:HA	2:B:157:PHE:CE1	2.41	0.55
2:B:203:ILE:HD12	2:B:232:VAL:HA	1.89	0.55
1:C:3:VAL:HG11	1:C:93:ILE:HG12	1.88	0.55
1:C:106:GLY:HA2	1:C:109:ILE:HD13	1.88	0.55
1:C:126:PRO:HA	1:C:216:LEU:HB3	1.89	0.55
1:C:232:VAL:HG13	1:C:234:THR:HG22	1.89	0.55
1:Q:76:ASN:CG	1:Q:81:LYS:HB3	2.26	0.55
1:Q:194:ARG:O	1:Q:197:ARG:HG2	2.06	0.55
2:R:7:GLY:HA2	3:R:401:NAD:N3A	2.22	0.55
2:R:92:VAL:HB	2:R:116:VAL:HG22	1.89	0.55
2:P:82:LEU:HD12	2:P:84:TRP:HE1	1.70	0.55
2:P:92:VAL:HB	2:P:116:VAL:HG22	1.89	0.55
2:P:317:TYR:O	2:P:321:VAL:HG23	2.06	0.55
1:A:5:ILE:HB	1:A:30:VAL:HG22	1.87	0.55
2:B:18(A):TRP:HE1	2:B:23:SER:HG	1.44	0.55
2:B:280:SER:O	2:B:284:ARG:N	2.40	0.55
1:C:114:LYS:HB3	1:C:115:LYS:HZ3	1.71	0.55

*Continued on next page...*

*Continued from previous page...*

Atom-1	Atom-2	Interatomic distance (Å)	Clash overlap (Å)
1:C:272:ASP:HB3	1:C:291:THR:HG22	1.88	0.55
2:D:9:GLY:O	2:D:13:ARG:N	2.31	0.55
2:D:92:VAL:HB	2:D:116:VAL:HG22	1.88	0.55
1:Q:165:LEU:HD13	1:Q:255:VAL:HG22	1.89	0.55
1:Q:300:MET:HE3	1:Q:304:MET:HG3	1.89	0.55
2:R:31:ASN:ND2	2:R:82:LEU:HD22	2.21	0.55
1:O:18(A):TRP:CG	1:O:18(B):HIS:N	2.74	0.55
2:P:139:HIS:N	2:P:333:GLN:OE1	2.24	0.55
1:A:5:ILE:O	1:A:31:ASN:N	2.24	0.55
1:A:37:VAL:O	1:A:41:THR:CB	2.55	0.55
1:A:256:ASN:HA	1:A:259:PHE:HB2	1.89	0.55
1:A:257:ASN:OD1	1:A:260:ARG:NH1	2.40	0.55
2:P:31:ASN:ND2	2:P:82:LEU:HD22	2.21	0.55
2:P:280:SER:O	2:P:284:ARG:N	2.40	0.55
2:B:14:ASN:OD1	2:B:318:SER:OG	2.16	0.55
2:B:182:GLN:HE21	2:B:195:ARG:HD3	1.70	0.55
2:B:271:LEU:CD1	2:B:290:SER:HB3	2.37	0.55
2:B:280:SER:HA	2:B:283:PHE:HB2	1.89	0.55
1:C:11:ILE:HA	1:C:14:ASN:HB2	1.89	0.55
2:D:139:HIS:N	2:D:333:GLN:OE1	2.24	0.55
2:D:213:ALA:O	2:D:217:VAL:HG22	2.06	0.55
2:R:75:SER:OG	1:C:341:SER:O	2.17	0.55
2:R:271:LEU:CD1	2:R:290:SER:HB3	2.37	0.55
1:O:37:VAL:HG12	1:O:59:ILE:HD13	1.87	0.55
2:P:271:LEU:CD1	2:P:290:SER:HB3	2.37	0.55
2:D:7:GLY:CA	2:D:96:THR:HG22	2.35	0.55
1:Q:77:ARG:CZ	3:Q:401:NAD:C2A	2.85	0.55
2:R:18(B):HIS:CE1	2:R:68:GLY:HA3	2.42	0.55
2:R:154:LEU:HA	2:R:157:PHE:CE1	2.41	0.55
2:R:202:ASN:C	2:R:233:PRO:HG3	2.27	0.55
2:R:317:TYR:O	2:R:321:VAL:HG23	2.06	0.55
1:O:108:HIS:HD2	1:O:116:VAL:HG21	1.72	0.55
1:A:6:ASN:HA	1:A:31:ASN:HB2	1.89	0.55
1:A:49:ILE:CD1	1:A:315:TRP:HB2	2.36	0.55
1:A:84:TRP:CD2	1:A:92:VAL:HG22	2.42	0.55
1:A:131:GLY:H	1:A:134:GLU:CD	2.10	0.55
1:A:192:ASP:CG	1:A:195:ARG:HE	2.11	0.55
2:D:157:PHE:CZ	2:D:240:VAL:HG11	2.39	0.55
2:D:203:ILE:HD12	2:D:232:VAL:HA	1.89	0.55
2:D:280:SER:HA	2:D:283:PHE:HB2	1.89	0.55
2:R:237:VAL:HB	2:R:280:SER:OG	2.06	0.55

*Continued on next page...*

*Continued from previous page...*

Atom-1	Atom-2	Interatomic distance (Å)	Clash overlap (Å)
1:O:11:ILE:HD12	1:O:14:ASN:HB2	1.88	0.55
1:O:17:ARG:NH2	1:O:51:GLY:O	2.40	0.55
1:O:101:ASP:N	1:O:101:ASP:OD1	2.38	0.55
2:P:280:SER:HA	2:P:283:PHE:HB2	1.89	0.55
1:C:137:TYR:CZ	1:C:328:VAL:HG13	2.42	0.55
2:D:7:GLY:HA2	3:D:401:NAD:N3A	2.22	0.55
2:D:127:THR:HG23	2:D:217:VAL:HG13	1.89	0.55
1:Q:290:SER:OG	1:Q:309:ALA:HB1	2.07	0.54
2:R:37:VAL:HG23	2:R:61:ASP:OD1	2.07	0.54
2:R:203:ILE:HD12	2:R:232:VAL:HA	1.89	0.54
1:O:10:ARG:NH1	1:O:13:ARG:HG3	2.22	0.54
2:P:7:GLY:CA	2:P:96:THR:HG22	2.35	0.54
1:A:5:ILE:HG21	1:A:12:GLY:HA2	1.89	0.54
1:A:287:ASP:O	1:A:320:ARG:NH2	2.34	0.54
2:B:7:GLY:HA2	3:B:401:NAD:N3A	2.22	0.54
2:B:37:VAL:HG12	2:B:73:VAL:HG22	1.89	0.54
2:B:57:VAL:HA	2:B:66:VAL:HA	1.88	0.54
2:B:167:ILE:HG21	2:B:244:VAL:HB	1.89	0.54
2:B:237:VAL:HB	2:B:280:SER:OG	2.06	0.54
1:C:128:TYR:HB2	1:C:324:LEU:HD11	1.89	0.54
2:D:20:ARG:NH1	2:D:319:GLN:O	2.41	0.54
2:D:167:ILE:HG21	2:D:244:VAL:HB	1.89	0.54
2:D:177:SER:N	2:D:238:SER:OG	2.39	0.54
1:Q:203:ILE:HD11	1:Q:230:LEU:HB2	1.89	0.54
2:R:147:ALA:HB1	2:R:151:THR:HB	1.87	0.54
2:P:127:THR:HG23	2:P:217:VAL:HG13	1.90	0.54
2:P:137:TYR:OH	2:P:139:HIS:ND1	2.33	0.54
2:P:248:LYS:NZ	2:P:254:GLU:OE2	2.37	0.54
1:A:164:GLU:OE2	1:A:261:LYS:NZ	2.39	0.54
2:B:224:LYS:O	2:D:300:MET:HE1	2.07	0.54
1:C:77:ARG:HA	3:C:401:NAD:N1A	2.21	0.54
1:C:173:THR:HG22	1:C:228:ILE:HD11	1.88	0.54
1:C:261:LYS:O	1:C:265:GLY:N	2.39	0.54
1:Q:10:ARG:CZ	2:P:187:ALA:HB2	2.37	0.54
1:Q:155:ALA:HB3	1:Q:156:PRO:HD3	1.88	0.54
1:Q:249:GLY:HA3	1:Q:302:GLY:O	2.08	0.54
2:R:193:LEU:O	1:O:42:HIS:NE2	2.40	0.54
1:O:11:ILE:N	3:O:401:NAD:O2N	2.39	0.54
1:O:33:SER:HA	1:O:75:SER:HA	1.90	0.54
1:O:279:VAL:HG23	1:O:281:VAL:HG12	1.89	0.54
2:P:17:ARG:NH1	2:P:53:PHE:HA	2.22	0.54

*Continued on next page...*

*Continued from previous page...*

Atom-1	Atom-2	Interatomic distance (Å)	Clash overlap (Å)
1:A:18(A):TRP:NE1	1:A:25:LEU:O	2.38	0.54
1:A:96:THR:O	3:A:401:NAD:H51N	2.07	0.54
1:A:125:ILE:HG23	1:A:143:ILE:HG22	1.90	0.54
1:A:161:LEU:HD23	1:A:165:LEU:HD13	1.89	0.54
2:B:92:VAL:HB	2:B:116:VAL:HG22	1.89	0.54
2:B:202:ASN:C	2:B:233:PRO:HG3	2.27	0.54
1:C:17:ARG:NH2	1:C:53:PHE:HA	2.22	0.54
1:C:42:HIS:O	1:C:46:TYR:N	2.40	0.54
2:D:4:ALA:HA	2:D:29:VAL:O	2.07	0.54
2:D:154:LEU:HA	2:D:157:PHE:CE1	2.41	0.54
1:Q:152:ASN:HB3	1:Q:320:ARG:HD3	1.90	0.54
2:R:127:THR:HG23	2:R:217:VAL:HG13	1.90	0.54
2:R:167:ILE:HG21	2:R:244:VAL:HB	1.89	0.54
2:R:202:ASN:CA	2:P:279:VAL:HG21	2.34	0.54
2:P:4:ALA:HB3	2:P:84:TRP:CZ3	2.42	0.54
2:P:139:HIS:ND1	2:P:139:HIS:O	2.41	0.54
2:P:203:ILE:HD12	2:P:232:VAL:HA	1.89	0.54
1:A:20:ARG:NE	1:A:323:ASP:OD1	2.39	0.54
1:A:38:LYS:CE	2:D:193:LEU:HD21	2.37	0.54
1:A:96:THR:HA	3:A:401:NAD:O5B	2.07	0.54
2:B:114:LYS:O	2:B:142:THR:OG1	2.20	0.54
1:C:15:PHE:CE1	1:C:18(A):TRP:HB3	2.43	0.54
1:C:20:ARG:NE	1:C:21:LYS:H	2.05	0.54
1:C:214:VAL:HG21	1:C:221:LEU:HD22	1.88	0.54
2:R:280:SER:HA	2:R:283:PHE:HB2	1.89	0.54
1:O:183:ARG:NH1	1:C:359:LYS:H	2.06	0.54
2:P:183:ARG:HG2	2:P:190:HIS:HB2	1.90	0.54
2:P:289:SER:HB3	2:P:320:ARG:HD2	1.89	0.54
2:D:182:GLN:HE21	2:D:195:ARG:HD3	1.72	0.54
1:Q:85:ALA:N	1:Q:111:ALA:O	2.39	0.54
1:Q:172:MET:SD	1:Q:174:THR:N	2.81	0.54
2:R:9:GLY:O	2:R:13:ARG:N	2.31	0.54
2:R:14:ASN:OD1	2:R:318:SER:OG	2.16	0.54
1:O:8:PHE:CE2	1:O:43:LEU:HB2	2.42	0.54
1:O:274:CYS:N	1:O:292:ILE:O	2.40	0.54
2:P:157:PHE:CZ	2:P:240:VAL:HG11	2.39	0.54
2:B:4:ALA:HA	2:B:29:VAL:O	2.07	0.54
2:B:4:ALA:HB3	2:B:84:TRP:CZ3	2.42	0.54
1:C:11:ILE:HD12	1:C:14:ASN:HB2	1.89	0.54
1:C:192:ASP:OD1	1:C:196:ALA:HB2	2.07	0.54
2:D:1:LEU:N	2:D:24:PRO:O	2.25	0.54

*Continued on next page...*



*Continued from previous page...*

Atom-1	Atom-2	Interatomic distance (Å)	Clash overlap (Å)
2:D:149:CYS:HB3	2:D:317:TYR:CG	2.43	0.54
2:D:202:ASN:C	2:D:233:PRO:HG3	2.27	0.54
2:D:271:LEU:CD1	2:D:290:SER:HB3	2.37	0.54
1:Q:105:ALA:HB1	1:Q:116:VAL:HG11	1.89	0.54
2:R:4:ALA:HB3	2:R:84:TRP:CZ3	2.42	0.54
2:R:20:ARG:NH1	2:R:319:GLN:O	2.41	0.54
2:R:289:SER:HB3	2:R:320:ARG:HD2	1.89	0.54
1:O:256:ASN:O	1:O:260:ARG:NE	2.33	0.54
2:P:149:CYS:HB3	2:P:317:TYR:CG	2.43	0.54
2:P:202:ASN:C	2:P:233:PRO:HG3	2.27	0.54
1:Q:60:ILE:HG22	1:Q:60(A):ASP:H	1.73	0.54
1:Q:157:PHE:HB3	1:Q:271:LEU:HD22	1.90	0.54
1:Q:202:ASN:ND2	1:O:280:SER:HB2	2.23	0.54
2:R:139:HIS:ND1	2:R:139:HIS:O	2.41	0.54
2:P:47:ASP:N	2:P:51:GLY:O	2.41	0.54
2:P:167:ILE:HG21	2:P:244:VAL:HB	1.89	0.54
2:B:47:ASP:N	2:B:51:GLY:O	2.41	0.54
2:D:132:VAL:HG11	2:D:218:LEU:HG	1.90	0.54
1:Q:82:LEU:HD22	1:Q:84:TRP:CE3	2.43	0.54
2:R:17:ARG:NH1	2:R:53:PHE:HA	2.22	0.54
2:R:53:PHE:HE2	2:R:55:ALA:HB3	1.73	0.54
2:R:149:CYS:HB3	2:R:317:TYR:CG	2.43	0.54
1:O:11:ILE:HG12	1:O:119:THR:HG21	1.90	0.54
1:A:42:HIS:HA	1:A:46:TYR:HD2	1.73	0.54
2:B:20:ARG:NH1	2:B:319:GLN:O	2.40	0.54
1:C:153:CYS:SG	1:C:290:SER:HB3	2.48	0.54
1:C:165:LEU:HD12	1:C:248:LYS:NZ	2.22	0.54
1:Q:128:TYR:HB2	1:Q:144:ILE:HD12	1.88	0.54
2:P:13:ARG:HH22	2:P:40:ALA:HA	1.73	0.54
2:P:182:GLN:HE21	2:P:195:ARG:HD3	1.73	0.54
2:B:173:THR:HA	2:B:228:ILE:O	2.08	0.54
1:C:158:VAL:HB	1:C:221:LEU:HD21	1.88	0.54
1:Q:152:ASN:O	1:Q:289:SER:HB3	2.08	0.53
2:R:4:ALA:HA	2:R:29:VAL:O	2.07	0.53
2:R:37:VAL:HG12	2:R:73:VAL:HG22	1.89	0.53
2:R:224:LYS:HE2	2:R:225:LEU:HD23	1.90	0.53
2:R:236:ASN:O	2:R:313:ASN:ND2	2.20	0.53
1:O:220:GLN:HG2	1:O:221:LEU:HD12	1.90	0.53
1:O:257:ASN:OD1	1:O:260:ARG:NH2	2.41	0.53
2:P:13:ARG:HH21	2:P:43:LEU:HB2	1.73	0.53
2:B:4:ALA:HB2	2:B:29:VAL:HG13	1.90	0.53

*Continued on next page...*



Continued from previous page...

Atom-1	Atom-2	Interatomic distance (Å)	Clash overlap (Å)
1:C:114:LYS:HB2	1:C:332:TRP:HH2	1.72	0.53
1:C:114:LYS:O	1:C:142:ASN:HB2	2.07	0.53
1:C:115:LYS:HE3	1:C:139(A):ASP:HA	1.90	0.53
2:R:316:GLY:HA2	2:R:319:GLN:HB2	1.90	0.53
1:O:17:ARG:NH2	1:O:50:LEU:HB2	2.23	0.53
2:P:33:THR:OG1	2:P:76:ASP:O	2.26	0.53
1:A:159:LYS:HG3	1:A:220:GLN:HE22	1.73	0.53
2:B:13:ARG:NH2	2:B:43:LEU:HB2	2.23	0.53
2:B:149:CYS:HB3	2:B:317:TYR:CG	2.43	0.53
2:B:208:THR:HG23	2:B:210:ALA:H	1.73	0.53
2:B:289:SER:HB3	2:B:320:ARG:HD2	1.89	0.53
1:C:156:PRO:HB3	1:C:267:LEU:HD22	1.90	0.53
2:D:178:TYR:HA	2:D:231:ARG:HG2	1.91	0.53
2:R:176:HIS:NE2	3:R:401:NAD:O7N	2.40	0.53
1:O:8:PHE:CE2	1:O:40:ALA:HA	2.43	0.53
1:O:45:LYS:O	1:O:53:PHE:N	2.27	0.53
1:O:181:ASP:HB3	1:O:195:ARG:HD3	1.90	0.53
1:O:190:HIS:HA	1:C:358:CYS:HA	1.90	0.53
1:O:287:ASP:O	1:O:320:ARG:NH1	2.39	0.53
1:A:3:VAL:HG11	1:A:27:VAL:HG12	1.90	0.53
2:B:17:ARG:NH1	2:B:53:PHE:HA	2.22	0.53
2:B:45:LYS:NZ	2:B:52:THR:OG1	2.26	0.53
2:B:127:THR:HG23	2:B:217:VAL:HG13	1.90	0.53
2:B:131:GLY:HA3	2:B:156:PRO:HG3	1.88	0.53
2:B:316:GLY:HA2	2:B:319:GLN:HB2	1.90	0.53
1:C:30:VAL:O	1:C:74:VAL:N	2.32	0.53
2:D:47:ASP:N	2:D:51:GLY:O	2.41	0.53
2:D:53:PHE:HE2	2:D:55:ALA:HB3	1.72	0.53
2:D:57:VAL:HA	2:D:66:VAL:HB	1.91	0.53
1:Q:96:THR:HG1	3:Q:401:NAD:C8A	2.19	0.53
1:Q:300:MET:HB2	1:O:226:ASN:ND2	2.23	0.53
1:Q:328:VAL:HG12	1:Q:332:TRP:CD1	2.43	0.53
1:O:9:GLY:HA3	3:O:401:NAD:O1N	2.09	0.53
1:O:76:ASN:HB3	1:O:82:LEU:HD21	1.90	0.53
1:O:293:ASP:N	1:O:308:VAL:O	2.28	0.53
2:P:37:VAL:HG12	2:P:73:VAL:HG22	1.89	0.53
1:A:45:LYS:HD2	1:A:53:PHE:HB3	1.90	0.53
1:A:137:TYR:CZ	1:A:139:HIS:HA	2.44	0.53
2:B:132:VAL:HG11	2:B:218:LEU:HG	1.90	0.53
2:D:13:ARG:NH2	2:D:43:LEU:HB2	2.23	0.53
2:D:17:ARG:NH1	2:D:53:PHE:HA	2.22	0.53

Continued on next page...

*Continued from previous page...*

Atom-1	Atom-2	Interatomic distance (Å)	Clash overlap (Å)
2:D:139:HIS:ND1	2:D:139:HIS:O	2.41	0.53
2:R:173:THR:HA	2:R:228:ILE:O	2.08	0.53
2:R:224:LYS:O	2:P:300:MET:HE1	2.08	0.53
1:O:183:ARG:HH22	1:C:358:CYS:H	1.56	0.53
2:P:4:ALA:HA	2:P:29:VAL:O	2.07	0.53
2:P:20:ARG:NH1	2:P:319:GLN:O	2.41	0.53
1:A:84:TRP:CE3	1:A:92:VAL:HG22	2.44	0.53
2:B:33:THR:OG1	2:B:76:ASP:O	2.26	0.53
2:B:139:HIS:ND1	2:B:139:HIS:O	2.41	0.53
1:C:92:VAL:O	1:C:117:ILE:N	2.40	0.53
2:D:31:ASN:ND2	2:D:82:LEU:HD22	2.21	0.53
2:D:33:THR:OG1	2:D:76:ASP:O	2.26	0.53
1:O:91:ILE:HG12	1:O:332:TRP:CH2	2.43	0.53
2:P:173:THR:HA	2:P:228:ILE:O	2.08	0.53
2:P:224:LYS:HE2	2:P:225:LEU:HD23	1.90	0.53
2:P:262:SER:HB2	2:P:267:LEU:HG	1.91	0.53
1:A:10:ARG:NH1	1:A:13:ARG:HB2	2.23	0.53
1:A:57:VAL:HA	1:A:66:ILE:HG12	1.91	0.53
1:A:272:ASP:O	1:A:292:ILE:N	2.42	0.53
2:B:193:LEU:H	2:B:193:LEU:CD1	2.06	0.53
1:C:236:ASN:OD1	1:C:313:ASN:ND2	2.41	0.53
1:C:345:LEU:O	1:C:349:CYS:HB2	2.09	0.53
2:D:37:VAL:HG12	2:D:73:VAL:HG22	1.89	0.53
2:D:224:LYS:HE2	2:D:225:LEU:HD23	1.90	0.53
2:D:289:SER:HB3	2:D:320:ARG:HD2	1.89	0.53
1:Q:5:ILE:HB	1:Q:30:VAL:HG13	1.91	0.53
1:Q:128:TYR:CD2	1:Q:137:TYR:HB2	2.44	0.53
2:R:13:ARG:HH22	2:R:40:ALA:HA	1.73	0.53
2:R:13:ARG:HH21	2:R:43:LEU:HB2	1.73	0.53
2:R:156:PRO:O	2:R:159:LYS:HG2	2.09	0.53
1:O:293:ASP:O	1:O:297:THR:HG23	2.08	0.53
2:P:132:VAL:HG11	2:P:218:LEU:HG	1.90	0.53
2:P:208:THR:HG23	2:P:210:ALA:H	1.73	0.53
2:P:316:GLY:HA2	2:P:319:GLN:HB2	1.90	0.53
1:A:203:ILE:HG23	1:A:205:PRO:HD3	1.88	0.53
1:C:361:TYR:O	1:C:362:GLU:C	2.46	0.53
1:Q:96:THR:HG21	1:Q:98:VAL:HG12	1.89	0.53
1:Q:327:LEU:O	1:Q:331:LYS:HG3	2.08	0.53
2:R:149:CYS:HB3	2:R:317:TYR:CD2	2.44	0.53
1:O:17:ARG:HG2	1:O:53:PHE:CD1	2.43	0.53
2:B:39:GLN:CB	1:C:188:SER:HB2	2.39	0.53

*Continued on next page...*

*Continued from previous page...*

Atom-1	Atom-2	Interatomic distance (Å)	Clash overlap (Å)
1:C:58:LYS:HB3	1:C:65:SER:OG	2.07	0.53
2:D:208:THR:HG23	2:D:210:ALA:H	1.73	0.53
2:D:262:SER:HB2	2:D:267:LEU:HG	1.91	0.53
2:D:274:CYS:HG	2:D:283:PHE:HE1	1.56	0.53
2:R:33:THR:OG1	2:R:76:ASP:O	2.26	0.53
2:R:262:SER:HB2	2:R:267:LEU:HG	1.91	0.53
1:O:273:VAL:HA	1:O:292:ILE:HB	1.90	0.53
2:P:182:GLN:HG3	2:P:195:ARG:HB3	1.91	0.53
1:A:37:VAL:HG12	1:A:61:ASN:ND2	2.24	0.53
1:C:78:ASP:OD1	1:C:107:LYS:NZ	2.35	0.53
1:C:182:GLN:OE1	1:C:231:ARG:NH1	2.42	0.53
1:Q:270:VAL:HG13	1:Q:289:SER:HB2	1.91	0.53
1:O:179:THR:HG21	3:O:401:NAD:H5N	1.91	0.53
1:A:66:ILE:O	1:A:69:LYS:HD3	2.09	0.53
2:B:224:LYS:HE2	2:B:225:LEU:HD23	1.90	0.53
2:B:236:ASN:O	2:B:313:ASN:ND2	2.20	0.53
2:B:262:SER:HB2	2:B:267:LEU:HG	1.91	0.53
1:C:58:LYS:HZ2	1:C:60:ILE:HA	1.72	0.53
1:C:64:PHE:O	1:C:70:PRO:HA	2.08	0.53
1:C:65:SER:HA	1:C:69:LYS:O	2.09	0.53
1:Q:17:ARG:HG2	1:Q:53:PHE:CD1	2.44	0.52
1:Q:23:SER:HA	1:Q:326:ASP:OD1	2.09	0.52
1:Q:92:VAL:HG11	1:Q:108:HIS:CG	2.43	0.52
2:R:8:PHE:HZ	2:R:44:LEU:HD13	1.75	0.52
2:R:197:ARG:NH2	1:O:47:ASP:O	2.41	0.52
1:O:153:CYS:HA	1:O:289:SER:HB3	1.91	0.52
2:P:56:ASP:O	2:P:67:ASP:N	2.37	0.52
1:C:45:LYS:O	1:C:53:PHE:N	2.30	0.52
1:C:332:TRP:O	1:C:333:PRO:C	2.48	0.52
2:D:84:TRP:HE1	2:D:108:HIS:HD1	1.58	0.52
2:D:114:LYS:O	2:D:142:THR:OG1	2.20	0.52
2:R:4:ALA:HB2	2:R:29:VAL:HG13	1.90	0.52
2:R:13:ARG:NH2	2:R:43:LEU:HB2	2.23	0.52
1:O:137:TYR:CD2	1:O:331:LYS:HB2	2.44	0.52
2:P:1:LEU:HD22	2:P:329:ALA:HB2	1.92	0.52
1:A:8:PHE:CE2	1:A:44:LEU:HB2	2.43	0.52
1:A:32:ASP:HB3	1:A:73:VAL:HG22	1.90	0.52
1:A:147:ALA:HB1	1:A:151:THR:OG1	2.09	0.52
2:B:8:PHE:HZ	2:B:44:LEU:HD13	1.74	0.52
2:B:13:ARG:HH21	2:B:43:LEU:HB2	1.74	0.52
2:B:178:TYR:HA	2:B:231:ARG:HG2	1.91	0.52

*Continued on next page...*

*Continued from previous page...*

Atom-1	Atom-2	Interatomic distance (Å)	Clash overlap (Å)
2:D:13:ARG:HH22	2:D:40:ALA:HA	1.73	0.52
2:D:13:ARG:HH21	2:D:43:LEU:HB2	1.74	0.52
2:D:156:PRO:O	2:D:159:LYS:HG2	2.10	0.52
2:D:173:THR:HA	2:D:228:ILE:O	2.08	0.52
1:Q:133:ASN:ND2	1:Q:217:VAL:HG12	2.24	0.52
1:O:8:PHE:CZ	1:O:43:LEU:HB2	2.44	0.52
1:O:259:PHE:HE2	1:O:307:VAL:HG21	1.74	0.52
1:O:317:TYR:O	1:O:321:VAL:HG12	2.08	0.52
1:A:94:GLU:HG2	1:A:97:GLY:H	1.73	0.52
2:B:137:TYR:OH	2:B:139:HIS:ND1	2.33	0.52
2:R:194:ARG:C	2:R:196:ALA:H	2.12	0.52
1:O:121:PRO:HD3	1:O:148:SER:HB3	1.91	0.52
1:O:241:ASP:OD1	1:O:242:LEU:N	2.43	0.52
2:P:13:ARG:NH2	2:P:43:LEU:HB2	2.23	0.52
2:P:139:HIS:NE2	2:P:334:UNK:O	2.43	0.52
2:P:167:ILE:HA	2:P:247:SER:H	1.75	0.52
2:B:156:PRO:O	2:B:159:LYS:HG2	2.09	0.52
2:D:316:GLY:HA2	2:D:319:GLN:HB2	1.90	0.52
2:R:132:VAL:HG11	2:R:218:LEU:HG	1.90	0.52
2:R:139:HIS:NE2	2:R:334:UNK:O	2.43	0.52
2:R:208:THR:HG23	2:R:210:ALA:H	1.73	0.52
1:O:29:VAL:HA	1:O:72:LYS:H	1.74	0.52
1:O:58:LYS:HB3	1:O:65:SER:OG	2.10	0.52
1:O:190:HIS:CE1	1:O:191:ARG:HG3	2.45	0.52
2:P:4:ALA:HB2	2:P:29:VAL:HG13	1.90	0.52
2:P:148:SER:O	2:P:152:ASN:N	2.22	0.52
2:P:149:CYS:HB3	2:P:317:TYR:CD2	2.44	0.52
2:P:178:TYR:HA	2:P:231:ARG:HG2	1.91	0.52
1:A:4:ALA:HB3	1:A:84:TRP:CE3	2.44	0.52
1:A:38:LYS:HZ3	2:D:193:LEU:CD2	2.23	0.52
2:B:165:PHE:HD1	2:B:248:LYS:HZ1	1.58	0.52
1:C:36:GLY:O	1:C:37:VAL:C	2.48	0.52
1:C:79:PRO:HB2	1:C:107:LYS:CB	2.40	0.52
2:D:8:PHE:HZ	2:D:44:LEU:HD13	1.74	0.52
2:D:62:SER:O	2:D:73:VAL:HG12	2.08	0.52
2:D:64:ILE:N	2:D:71:ILE:O	2.42	0.52
2:R:1:LEU:HD22	2:R:329:ALA:HB2	1.92	0.52
2:R:13:ARG:O	2:R:17:ARG:HG3	2.10	0.52
1:A:105:ALA:O	1:A:108:HIS:HB2	2.10	0.52
1:A:174:THR:HG23	1:A:176:HIS:HB2	1.90	0.52
1:A:178:TYR:HA	1:A:231:ARG:HB3	1.90	0.52

*Continued on next page...*

*Continued from previous page...*

Atom-1	Atom-2	Interatomic distance (Å)	Clash overlap (Å)
1:A:203:ILE:HD12	1:A:232:VAL:HA	1.91	0.52
2:B:1:LEU:HD22	2:B:329:ALA:HB2	1.92	0.52
2:B:167:ILE:HA	2:B:247:SER:H	1.75	0.52
1:C:10:ARG:HG3	1:C:314:GLU:OE1	2.10	0.52
1:C:33:SER:OG	1:C:77:ARG:NH2	2.42	0.52
1:C:123(A):SER:HA	1:C:216:LEU:HD21	1.90	0.52
2:D:15:PHE:HA	2:D:318:SER:HB2	1.92	0.52
2:D:139:HIS:NE2	2:D:334:UNK:O	2.43	0.52
1:Q:79:PRO:HB3	1:Q:108:HIS:CG	2.45	0.52
2:R:84:TRP:O	2:R:89:ILE:N	2.36	0.52
1:O:47:ASP:N	1:O:51:GLY:O	2.42	0.52
1:O:84:TRP:O	1:O:89:ILE:N	2.42	0.52
1:O:165:LEU:HD22	1:O:255:VAL:HG13	1.92	0.52
1:A:172:MET:SD	1:A:174:THR:N	2.83	0.52
1:A:301:GLY:HA3	1:C:169:LYS:HD2	1.91	0.52
2:B:164:LYS:NZ	2:B:266:GLU:OE2	2.43	0.52
2:B:169:LYS:NZ	2:B:245:GLN:OE1	2.37	0.52
2:D:1:LEU:HD22	2:D:329:ALA:HB2	1.92	0.52
1:Q:60:ILE:HB	1:Q:63:THR:O	2.10	0.52
1:Q:105:ALA:O	1:Q:108:HIS:HB2	2.10	0.52
1:Q:204:VAL:HB	1:Q:231:ARG:HB2	1.92	0.52
1:O:11:ILE:HG22	3:O:401:NAD:PN	2.50	0.52
1:O:15:PHE:HB2	1:O:321:VAL:HG11	1.91	0.52
1:O:156:PRO:HB3	1:O:267:LEU:HD22	1.92	0.52
1:O:192:ASP:OD1	1:O:195:ARG:HG2	2.10	0.52
2:P:8:PHE:HZ	2:P:44:LEU:HD13	1.74	0.52
1:A:47:ASP:O	2:D:197:ARG:NH2	2.42	0.52
2:B:13:ARG:HH22	2:B:40:ALA:HA	1.73	0.52
2:B:18:CYS:SG	2:B:319:GLN:HG2	2.50	0.52
2:B:156:PRO:O	2:B:160:VAL:HG23	2.10	0.52
2:D:18:CYS:SG	2:D:319:GLN:HG2	2.50	0.52
2:D:149:CYS:HB3	2:D:317:TYR:CD2	2.44	0.52
2:D:183:ARG:CZ	2:D:188:SER:O	2.56	0.52
1:Q:38:LYS:HE2	2:P:193:LEU:CD1	2.33	0.52
1:Q:42:HIS:O	1:Q:46:TYR:HB2	2.10	0.52
1:Q:208:THR:HG22	1:Q:229:ALA:HB2	1.91	0.52
1:A:57:VAL:HG23	1:A:66:ILE:HG12	1.90	0.52
1:A:96:THR:CG2	1:A:98:VAL:HG12	2.40	0.52
2:B:13:ARG:O	2:B:17:ARG:HG3	2.10	0.52
2:B:64:ILE:H	2:B:71:ILE:H	1.57	0.52
1:C:30:VAL:HB	1:C:73:VAL:HA	1.92	0.52

*Continued on next page...*

*Continued from previous page...*

Atom-1	Atom-2	Interatomic distance (Å)	Clash overlap (Å)
1:C:117:ILE:HG13	1:C:144:ILE:HG13	1.92	0.52
1:C:330:ASN:C	1:C:332:TRP:H	2.12	0.52
2:D:13:ARG:O	2:D:17:ARG:HG3	2.10	0.52
2:R:65:SER:O	2:R:67:ASP:N	2.43	0.52
2:R:164:LYS:NZ	2:R:266:GLU:OE2	2.43	0.52
2:R:165:PHE:HD1	2:R:248:LYS:HZ1	1.58	0.52
1:O:45:LYS:HA	1:O:53:PHE:HB2	1.92	0.52
2:P:13:ARG:O	2:P:17:ARG:HG3	2.10	0.52
2:B:9:GLY:O	2:B:13:ARG:N	2.31	0.52
2:B:139:HIS:NE2	2:B:334:UNK:O	2.43	0.52
2:B:193:LEU:HD11	1:C:38:LYS:HZ2	1.74	0.52
1:Q:279:VAL:HG22	1:O:197:ARG:HE	1.76	0.51
1:A:0:LYS:HE3	1:A:24:PRO:HB2	1.92	0.51
1:A:38:LYS:NZ	2:D:193:LEU:CD2	2.73	0.51
2:B:139:HIS:NE2	2:B:328:VAL:HG13	2.25	0.51
2:B:149:CYS:HB3	2:B:317:TYR:CD2	2.44	0.51
1:C:129:VAL:HA	1:C:324:LEU:HD13	1.91	0.51
1:C:149:CYS:HG	1:C:317:TYR:HH	1.51	0.51
2:D:177:SER:HB2	2:D:313:ASN:ND2	2.25	0.51
1:Q:17:ARG:HH11	1:Q:50:LEU:HD23	1.76	0.51
1:Q:153:CYS:O	1:Q:156:PRO:HD2	2.11	0.51
2:R:47:ASP:N	2:R:51:GLY:O	2.41	0.51
1:O:188:SER:OG	1:C:357:GLU:O	2.25	0.51
2:P:156:PRO:O	2:P:160:VAL:HG23	2.10	0.51
2:B:193:LEU:HD11	1:C:38:LYS:NZ	2.26	0.51
1:C:9:GLY:HA3	3:C:401:NAD:H51A	1.92	0.51
1:C:135:LYS:HD3	1:C:331:LYS:HD3	1.93	0.51
1:Q:6:ASN:HD22	1:Q:96:THR:CG2	2.21	0.51
1:Q:174:THR:HA	1:Q:240:VAL:HA	1.92	0.51
1:Q:274:CYS:O	1:Q:294:SER:N	2.43	0.51
2:P:156:PRO:O	2:P:159:LYS:HG2	2.09	0.51
1:A:1:LEU:HD22	1:A:329:ALA:HB2	1.92	0.51
1:A:149:CYS:HB2	1:A:317:TYR:CB	2.36	0.51
1:A:332:TRP:CE3	1:A:333:PRO:HD2	2.46	0.51
2:B:15:PHE:HA	2:B:318:SER:HB2	1.92	0.51
1:C:317:TYR:CE2	3:C:401:NAD:H4N	2.42	0.51
1:Q:8:PHE:CE2	1:Q:13:ARG:HB3	2.45	0.51
1:Q:17:ARG:NH1	1:Q:53:PHE:HA	2.24	0.51
1:Q:166:GLY:O	1:Q:246:ILE:HG13	2.09	0.51
2:R:101:ASP:N	2:R:101:ASP:OD1	2.43	0.51
1:O:108:HIS:CD2	1:O:116:VAL:HG21	2.46	0.51

*Continued on next page...*

*Continued from previous page...*

Atom-1	Atom-2	Interatomic distance (Å)	Clash overlap (Å)
1:O:114:LYS:HB2	1:O:332:TRP:CZ3	2.46	0.51
2:P:15:PHE:HA	2:P:318:SER:HB2	1.92	0.51
2:P:177:SER:HB2	2:P:313:ASN:ND2	2.25	0.51
1:C:8:PHE:CZ	1:C:44:LEU:HB2	2.45	0.51
2:D:4:ALA:HB2	2:D:29:VAL:HG13	1.90	0.51
1:Q:131:GLY:N	1:Q:134:GLU:OE2	2.38	0.51
1:O:91:ILE:HA	1:O:332:TRP:CH2	2.46	0.51
2:P:18:CYS:SG	2:P:319:GLN:HG2	2.50	0.51
1:A:101:ASP:OD2	1:A:104:GLY:N	2.43	0.51
1:A:174:THR:O	1:A:176:HIS:N	2.43	0.51
2:B:156:PRO:HB2	2:B:271:LEU:HD21	1.93	0.51
2:R:184:LEU:HD11	1:O:178:TYR:CD2	2.46	0.51
1:O:300:MET:HB3	1:O:304:MET:CB	2.40	0.51
2:P:9:GLY:O	2:P:13:ARG:N	2.31	0.51
1:A:176:HIS:O	1:A:232:VAL:N	2.44	0.51
1:A:218:LEU:HB3	1:A:221:LEU:HB2	1.93	0.51
2:B:277:PRO:HA	2:D:194:ARG:CZ	2.41	0.51
1:C:18(A):TRP:CZ2	1:C:27:VAL:HB	2.45	0.51
1:C:256:ASN:O	1:C:260:ARG:NE	2.30	0.51
2:R:156:PRO:O	2:R:160:VAL:HG23	2.10	0.51
2:R:167:ILE:HA	2:R:247:SER:H	1.75	0.51
2:R:178:TYR:HA	2:R:231:ARG:HG2	1.91	0.51
1:O:190:HIS:HD2	1:O:195:ARG:HG3	1.76	0.51
1:O:240:VAL:HG13	1:O:311:TYR:CE1	2.45	0.51
2:P:101:ASP:N	2:P:101:ASP:OD1	2.44	0.51
1:A:62:GLU:O	1:A:63:THR:OG1	2.23	0.51
2:B:228:ILE:HG12	2:D:306:LYS:HE3	1.92	0.51
1:C:102:GLY:H	1:C:122(A):LYS:HG2	1.74	0.51
1:Q:178:TYR:HE2	2:P:184:LEU:HD11	1.75	0.51
1:Q:303:ASP:HB2	1:O:169:LYS:HE3	1.93	0.51
2:R:18:CYS:SG	2:R:319:GLN:HG2	2.50	0.51
1:O:178:TYR:CG	1:O:200:ALA:HB2	2.46	0.51
2:P:84:TRP:HE1	2:P:108:HIS:HD1	1.57	0.51
1:A:38:LYS:HZ3	2:D:193:LEU:HD21	1.76	0.51
1:A:66:ILE:HD12	1:A:71:ILE:CD1	2.41	0.51
2:B:10:ARG:NH2	2:B:47:ASP:HB2	2.26	0.51
1:C:18(B):HIS:CE1	1:C:66:ILE:HB	2.46	0.51
1:C:291:THR:N	1:C:310:TRP:O	2.36	0.51
2:D:156:PRO:O	2:D:160:VAL:HG23	2.10	0.51
1:Q:60:ILE:HB	1:Q:64:PHE:HA	1.93	0.51
1:Q:139:HIS:CE1	1:Q:332:TRP:HA	2.45	0.51

*Continued on next page...*



*Continued from previous page...*

Atom-1	Atom-2	Interatomic distance (Å)	Clash overlap (Å)
1:Q:154:LEU:HG	1:Q:240:VAL:HG11	1.93	0.51
2:R:156:PRO:HB2	2:R:271:LEU:HD21	1.93	0.51
1:O:183:ARG:HH12	1:C:358:CYS:N	2.09	0.51
1:O:269:GLY:O	1:O:320:ARG:NH2	2.44	0.51
2:P:139:HIS:NE2	2:P:328:VAL:HG13	2.25	0.51
1:A:186:ASP:HA	1:A:196:ALA:O	2.11	0.51
2:B:177:SER:HB2	2:B:313:ASN:ND2	2.25	0.51
1:C:74:VAL:HG21	1:C:83:PRO:HG3	1.92	0.51
1:C:300:MET:HG3	1:C:306:LYS:NZ	2.25	0.51
2:D:58:LYS:CE	2:D:67:ASP:H	2.23	0.51
2:D:164:LYS:NZ	2:D:266:GLU:OE2	2.43	0.51
2:D:167:ILE:HA	2:D:247:SER:H	1.75	0.51
1:Q:137:TYR:CE2	1:Q:328:VAL:HG22	2.46	0.51
2:R:10:ARG:NH2	2:R:47:ASP:HB2	2.26	0.51
2:R:139:HIS:NE2	2:R:328:VAL:HG13	2.25	0.51
2:P:64:ILE:O	2:P:71:ILE:N	2.44	0.51
1:A:11:ILE:CG2	1:A:95:GLY:HA2	2.41	0.51
1:A:69:LYS:O	1:A:71:ILE:HD12	2.11	0.51
1:A:146:ASN:HD21	1:A:320:ARG:CB	2.24	0.51
1:C:147:ALA:HB1	1:C:151:THR:OG1	2.11	0.51
2:R:228:ILE:HG12	2:P:306:LYS:HE3	1.92	0.50
1:O:11:ILE:HA	1:O:14:ASN:HD22	1.76	0.50
1:O:139:HIS:N	1:O:331:LYS:O	2.44	0.50
2:P:164:LYS:NZ	2:P:266:GLU:OE2	2.43	0.50
2:P:186:ASP:HA	2:P:197:ARG:HA	1.93	0.50
1:A:264:ALA:C	1:A:268:LYS:HB2	2.32	0.50
2:B:60:ALA:H	2:B:64:ILE:HA	1.76	0.50
1:Q:118:ILE:HD13	1:Q:125:ILE:CG2	2.41	0.50
1:O:2:LYS:HB3	1:O:89:ILE:HD12	1.93	0.50
1:O:31:ASN:ND2	1:O:82:LEU:HD13	2.26	0.50
1:O:107:LYS:HA	1:O:110:GLN:NE2	2.26	0.50
1:O:183:ARG:HH11	1:O:187:ALA:HB1	1.77	0.50
2:P:179:THR:OG1	2:P:231:ARG:NH1	2.45	0.50
2:B:62:SER:O	2:B:64:ILE:HG12	2.11	0.50
2:B:79:PRO:HB2	2:B:107:LYS:HB3	1.94	0.50
2:B:150:THR:O	2:B:153:CYS:HB3	2.12	0.50
2:B:179:THR:OG1	2:B:231:ARG:NH1	2.44	0.50
1:C:30:VAL:HB	1:C:73:VAL:HG22	1.93	0.50
1:C:243:VAL:HG12	1:C:306:LYS:HG3	1.92	0.50
1:Q:207:SER:HA	1:Q:228:ILE:HA	1.92	0.50
2:R:177:SER:HB2	2:R:313:ASN:ND2	2.25	0.50

*Continued on next page...*



*Continued from previous page...*

Atom-1	Atom-2	Interatomic distance (Å)	Clash overlap (Å)
2:R:179:THR:OG1	2:R:231:ARG:NH1	2.45	0.50
1:O:3:VAL:HA	1:O:91:ILE:O	2.11	0.50
1:O:46:TYR:HA	1:O:52:THR:HA	1.93	0.50
1:O:156:PRO:O	1:O:159:LYS:HB3	2.11	0.50
1:A:83:PRO:HA	1:A:111:ALA:HB1	1.92	0.50
1:A:187:ALA:HB2	2:D:13:ARG:CZ	2.42	0.50
1:A:213:ALA:HA	1:A:216:LEU:HD23	1.93	0.50
2:B:177:SER:OG	2:B:234:THR:O	2.23	0.50
1:C:39:SER:HA	1:C:42:HIS:HB3	1.93	0.50
2:D:79:PRO:HB2	2:D:107:LYS:CB	2.42	0.50
2:R:193:LEU:CD1	1:O:38:LYS:HZ2	2.06	0.50
1:O:303:ASP:OD1	1:O:304:MET:N	2.45	0.50
2:P:10:ARG:NH2	2:P:47:ASP:HB2	2.26	0.50
1:A:30:VAL:O	1:A:74:VAL:N	2.45	0.50
1:A:146:ASN:O	1:A:317:TYR:OH	2.29	0.50
1:A:211:ALA:HB1	1:A:225:LEU:HB3	1.93	0.50
1:A:327:LEU:O	1:A:331:LYS:HG3	2.11	0.50
1:C:4:ALA:H	1:C:89:ILE:HG21	1.75	0.50
2:D:10:ARG:NH2	2:D:47:ASP:HB2	2.26	0.50
2:D:119:THR:HB	3:D:401:NAD:H1D	1.94	0.50
2:D:179:THR:OG1	2:D:231:ARG:NH1	2.45	0.50
1:Q:3:VAL:HG11	1:Q:27:VAL:HG12	1.94	0.50
1:Q:45:LYS:HA	1:Q:53:PHE:HB3	1.93	0.50
1:Q:327:LEU:HB3	1:Q:331:LYS:HZ1	1.76	0.50
1:Q:332:TRP:CE3	1:Q:333:PRO:HD2	2.46	0.50
2:R:15:PHE:HA	2:R:318:SER:HB2	1.92	0.50
2:R:79:PRO:HB2	2:R:107:LYS:HB3	1.94	0.50
2:P:65:SER:HA	2:P:70:VAL:HA	1.93	0.50
2:P:194:ARG:CD	2:P:205:PRO:HD2	2.42	0.50
1:A:11:ILE:HG23	1:A:95:GLY:HA2	1.92	0.50
1:A:17:ARG:HG3	1:A:44:LEU:HD11	1.93	0.50
2:B:137:TYR:CZ	2:B:144:ILE:HD13	2.47	0.50
1:C:3:VAL:HG12	1:C:5:ILE:HA	1.94	0.50
1:C:84:TRP:HB3	1:C:113:ALA:N	2.27	0.50
1:Q:76:ASN:ND2	1:Q:81:LYS:HE2	2.21	0.50
2:R:115:LYS:HG3	2:R:139:HIS:CE1	2.46	0.50
2:P:119:THR:HB	3:P:401:NAD:H1D	1.93	0.50
2:P:137:TYR:CZ	2:P:144:ILE:HD13	2.47	0.50
2:P:150:THR:O	2:P:153:CYS:HB3	2.12	0.50
2:B:79:PRO:HB2	2:B:107:LYS:CB	2.42	0.50
1:C:11:ILE:HG21	1:C:119:THR:HG21	1.93	0.50

*Continued on next page...*

*Continued from previous page...*

Atom-1	Atom-2	Interatomic distance (Å)	Clash overlap (Å)
1:C:252:ALA:O	1:C:255:VAL:HB	2.11	0.50
2:D:139:HIS:NE2	2:D:328:VAL:HG13	2.25	0.50
1:Q:94:GLU:OE2	1:Q:99:PHE:N	2.45	0.50
2:R:139:HIS:N	2:R:333:GLN:OE1	2.24	0.50
2:R:183:ARG:HG2	2:R:190:HIS:HB2	1.93	0.50
1:O:190:HIS:HD2	1:O:195:ARG:CG	2.25	0.50
1:O:259:PHE:O	1:O:263:ALA:CB	2.59	0.50
2:P:115:LYS:HG3	2:P:139:HIS:CE1	2.46	0.50
1:A:62:GLU:OE2	1:A:73:VAL:HG12	2.12	0.50
2:B:59:THR:HA	2:B:64:ILE:HG23	1.94	0.50
2:B:90:ASP:HA	2:B:114:LYS:HE2	1.94	0.50
2:B:119:THR:HB	3:B:401:NAD:H1D	1.94	0.50
2:B:202:ASN:CA	2:D:279:VAL:HG21	2.34	0.50
1:C:133:ASN:HB2	1:C:136:ASP:CG	2.31	0.50
2:R:119:THR:HB	3:R:401:NAD:H1D	1.93	0.50
2:R:137:TYR:CZ	2:R:144:ILE:HD13	2.47	0.50
2:R:287:ASP:HA	2:R:319:GLN:HG3	1.94	0.50
1:O:356:GLU:CB	3:B:401:NAD:O2B	2.59	0.50
1:A:20:ARG:HH12	1:A:319:GLN:HE22	1.59	0.50
1:A:270:VAL:O	1:A:289:SER:N	2.45	0.50
1:A:285:CYS:HA	1:A:315:TRP:HB3	1.92	0.50
2:B:115:LYS:HG3	2:B:139:HIS:CE1	2.46	0.50
2:B:182:GLN:HG3	2:B:195:ARG:HB3	1.93	0.50
2:B:287:ASP:HA	2:B:319:GLN:HG3	1.94	0.50
1:C:8:PHE:O	3:C:401:NAD:O3B	2.28	0.50
1:C:109:ILE:HG12	1:C:142:ASN:HD22	1.76	0.50
1:C:164:GLU:O	1:C:248:LYS:HE3	2.12	0.50
2:D:79:PRO:HB2	2:D:107:LYS:HB3	1.94	0.50
1:Q:74:VAL:HG21	1:Q:82:LEU:HG	1.94	0.50
1:Q:105:ALA:HA	1:Q:108:HIS:CD2	2.47	0.50
2:R:92:VAL:HG21	2:R:108:HIS:HB3	1.94	0.50
2:R:194:ARG:CB	2:P:277:PRO:HB2	2.40	0.50
2:R:274:CYS:HG	2:R:283:PHE:HE1	1.60	0.50
1:A:194:ARG:HH21	1:C:278:LEU:N	2.10	0.50
1:A:230:LEU:HD12	1:A:232:VAL:CG1	2.41	0.50
1:A:254:ASP:HA	1:A:257:ASN:HD22	1.77	0.50
1:C:161:LEU:O	1:C:165:LEU:N	2.44	0.50
1:C:272:ASP:O	1:C:292:ILE:N	2.38	0.50
2:D:156:PRO:HB2	2:D:271:LEU:HD21	1.93	0.50
2:D:236:ASN:O	2:D:313:ASN:ND2	2.20	0.50
1:Q:272:ASP:N	1:Q:290:SER:O	2.45	0.49

*Continued on next page...*

*Continued from previous page...*

Atom-1	Atom-2	Interatomic distance (Å)	Clash overlap (Å)
1:Q:303:ASP:HB2	1:O:169:LYS:CE	2.42	0.49
2:R:150:THR:O	2:R:153:CYS:HB3	2.12	0.49
1:O:2:LYS:HE3	1:O:89:ILE:HA	1.94	0.49
1:O:263:ALA:HB2	1:O:271:LEU:HG	1.93	0.49
1:A:38:LYS:NZ	2:D:193:LEU:HD21	2.27	0.49
2:B:160:VAL:HA	2:B:164:LYS:HD3	1.94	0.49
2:B:287:ASP:HB3	2:B:319:GLN:HE21	1.77	0.49
1:C:294:SER:O	1:C:297:THR:OG1	2.24	0.49
2:D:137:TYR:CZ	2:D:144:ILE:HD13	2.47	0.49
2:R:287:ASP:HB3	2:R:319:GLN:HE21	1.77	0.49
1:O:49:ILE:HA	1:O:284:ARG:HH21	1.77	0.49
2:P:79:PRO:HB2	2:P:107:LYS:HB3	1.94	0.49
2:P:287:ASP:HA	2:P:319:GLN:HG3	1.94	0.49
1:C:56:ASP:HB3	1:C:67:ASP:HA	1.94	0.49
1:C:57:VAL:HG22	1:C:66:ILE:HG23	1.94	0.49
2:D:101:ASP:OD1	2:D:101:ASP:N	2.43	0.49
1:Q:25:LEU:HD11	1:Q:325:ALA:HB1	1.94	0.49
1:Q:221:LEU:HD13	1:Q:224:LYS:HB2	1.93	0.49
2:P:91:LEU:HB2	2:P:328:VAL:HG11	1.95	0.49
2:P:92:VAL:HG21	2:P:108:HIS:HB3	1.94	0.49
2:P:160:VAL:HA	2:P:164:LYS:HD3	1.94	0.49
2:P:167:ILE:HG12	2:P:246:VAL:HG12	1.93	0.49
1:A:83:PRO:HB2	1:A:86:GLU:HG3	1.92	0.49
1:A:83:PRO:HG2	1:A:86:GLU:OE2	2.13	0.49
1:A:85:ALA:N	1:A:111:ALA:O	2.45	0.49
1:A:303:ASP:HB2	1:C:169:LYS:HE3	1.95	0.49
2:B:167:ILE:HG12	2:B:246:VAL:HG12	1.94	0.49
2:B:194:ARG:CB	2:D:277:PRO:HB2	2.42	0.49
2:B:219:PRO:HA	2:B:222:LYS:HD2	1.93	0.49
1:C:6:ASN:O	1:C:96:THR:N	2.45	0.49
1:C:100:VAL:HG12	1:C:118:ILE:HG21	1.94	0.49
1:C:151:THR:HG22	1:C:154:LEU:HD12	1.93	0.49
1:C:318:SER:O	1:C:322:VAL:HG23	2.12	0.49
2:D:90:ASP:HA	2:D:114:LYS:HE2	1.94	0.49
2:D:91:LEU:HB2	2:D:328:VAL:HG11	1.95	0.49
2:D:168:ILE:O	2:D:224:LYS:HD2	2.12	0.49
1:Q:329:ALA:HA	1:Q:332:TRP:HD1	1.75	0.49
1:O:135:LYS:HZ2	1:O:327:LEU:HD22	1.78	0.49
1:O:211:ALA:HB1	1:O:225:LEU:HD21	1.94	0.49
1:A:202:ASN:HB3	1:C:279:VAL:HG11	1.95	0.49
2:B:176:HIS:NE2	3:B:401:NAD:O7N	2.40	0.49

*Continued on next page...*

*Continued from previous page...*

Atom-1	Atom-2	Interatomic distance (Å)	Clash overlap (Å)
1:C:138:GLY:O	1:C:139:HIS:C	2.51	0.49
1:C:267:LEU:O	1:C:271:LEU:HB3	2.13	0.49
2:R:25:LEU:HB3	2:R:27:VAL:HG23	1.95	0.49
2:R:79:PRO:HB2	2:R:107:LYS:CB	2.42	0.49
2:R:193:LEU:HD11	1:O:38:LYS:HE3	1.89	0.49
2:R:219:PRO:HA	2:R:222:LYS:HD2	1.93	0.49
1:O:84:TRP:CD1	1:O:92:VAL:HG22	2.47	0.49
2:P:287:ASP:HB3	2:P:319:GLN:HE21	1.77	0.49
1:A:39:SER:OG	1:A:40:ALA:N	2.46	0.49
1:A:79:PRO:O	1:A:84:TRP:NE1	2.44	0.49
1:A:167:ILE:HD12	1:A:221:LEU:HD11	1.95	0.49
2:B:299:VAL:HG22	2:B:305:VAL:HG13	1.95	0.49
2:D:92:VAL:HG21	2:D:108:HIS:HB3	1.94	0.49
2:D:115:LYS:HG3	2:D:139:HIS:CE1	2.47	0.49
2:D:133:ASN:HD21	2:D:217:VAL:HG12	1.78	0.49
2:D:287:ASP:HB3	2:D:319:GLN:HE21	1.76	0.49
1:Q:96:THR:HG21	1:Q:99:PHE:CD2	2.47	0.49
1:Q:208:THR:CG2	1:Q:229:ALA:HB2	2.42	0.49
1:Q:239:VAL:HG23	1:Q:309:ALA:C	2.33	0.49
1:O:148:SER:O	1:O:152:ASN:N	2.19	0.49
2:P:79:PRO:HB2	2:P:107:LYS:CB	2.42	0.49
2:P:156:PRO:HB2	2:P:271:LEU:HD21	1.93	0.49
1:A:242:LEU:HG	1:A:244:VAL:HG23	1.94	0.49
2:B:91:LEU:HB2	2:B:328:VAL:HG11	1.95	0.49
2:D:18(B):HIS:CE1	2:D:67:ASP:HB2	2.47	0.49
2:D:219:PRO:HA	2:D:222:LYS:HD2	1.93	0.49
1:Q:146:ASN:O	1:Q:317:TYR:OH	2.29	0.49
1:Q:203:ILE:HG13	1:Q:205:PRO:HD3	1.95	0.49
2:R:167:ILE:HD13	2:R:244:VAL:HG11	1.94	0.49
2:R:167:ILE:HG12	2:R:246:VAL:HG12	1.93	0.49
2:P:25:LEU:HB3	2:P:27:VAL:HG23	1.95	0.49
2:P:79:PRO:HB3	2:P:108:HIS:ND1	2.28	0.49
1:A:41:THR:O	1:A:45:LYS:CB	2.61	0.49
2:B:25:LEU:HB3	2:B:27:VAL:HG23	1.95	0.49
2:B:58:LYS:HZ1	2:B:60:ALA:HA	1.78	0.49
1:C:92:VAL:HG21	1:C:108:HIS:CB	2.43	0.49
1:C:287:ASP:OD1	1:C:315:TRP:NE1	2.31	0.49
2:D:150:THR:O	2:D:153:CYS:HB3	2.12	0.49
2:D:167:ILE:HD13	2:D:244:VAL:HG11	1.94	0.49
2:R:91:LEU:HB2	2:R:328:VAL:HG11	1.95	0.49
2:R:153:CYS:HG	2:R:290:SER:CB	2.25	0.49

*Continued on next page...*

*Continued from previous page...*

Atom-1	Atom-2	Interatomic distance (Å)	Clash overlap (Å)
1:O:53:PHE:CE2	1:O:55:ALA:HB3	2.48	0.49
2:P:265:ASN:OD1	2:P:266:GLU:N	2.46	0.49
1:A:98:VAL:HG13	1:A:99:PHE:CD2	2.48	0.49
1:A:172:MET:HB3	1:A:227:GLY:HA2	1.94	0.49
1:A:206:THR:O	1:A:229:ALA:N	2.45	0.49
1:C:292:ILE:HG13	1:C:309:ALA:CA	2.40	0.49
2:D:27:VAL:O	2:D:69:LYS:NZ	2.39	0.49
2:D:58:LYS:O	2:D:65:SER:N	2.46	0.49
1:Q:48:SER:OG	2:R:281:ILE:HD12	2.13	0.49
1:Q:117:ILE:HA	1:Q:144:ILE:O	2.11	0.49
1:Q:170:GLY:O	1:Q:225:LEU:HA	2.12	0.49
2:R:168:ILE:O	2:R:224:LYS:HD2	2.12	0.49
1:O:8:PHE:CE1	1:O:13:ARG:HB3	2.48	0.49
1:O:10:ARG:NH2	1:O:49:ILE:HD13	2.24	0.49
2:P:168:ILE:O	2:P:224:LYS:HD2	2.12	0.49
1:A:29:VAL:HA	1:A:72:LYS:N	2.27	0.49
2:B:39:GLN:HB2	1:C:188:SER:HB2	1.95	0.49
1:C:94:GLU:OE2	1:C:98:VAL:N	2.46	0.49
1:C:137:TYR:CD1	1:C:137:TYR:C	2.86	0.49
1:C:279:VAL:HG23	1:C:281:VAL:HG12	1.95	0.49
2:D:14:ASN:OD1	2:D:315:TRP:HA	2.13	0.49
2:D:45:LYS:O	2:D:52:THR:OG1	2.26	0.49
2:D:79:PRO:HB3	2:D:108:HIS:ND1	2.28	0.49
1:Q:15:PHE:HA	1:Q:318:SER:HB2	1.94	0.49
1:O:101:ASP:OD1	1:O:104:GLY:HA3	2.12	0.49
2:P:244:VAL:HG22	2:P:305:VAL:HB	1.95	0.49
1:A:261:LYS:O	1:A:266:PRO:HD2	2.13	0.49
2:B:133:ASN:HD21	2:B:217:VAL:HG12	1.78	0.49
1:C:150:THR:HG23	1:C:151:THR:HG23	1.95	0.49
1:Q:32:ASP:OD2	1:Q:39:SER:OG	2.30	0.48
1:Q:304:MET:HE3	1:O:169:LYS:HG3	1.95	0.48
1:O:272:ASP:OD1	1:O:273:VAL:N	2.46	0.48
2:B:87:MET:N	2:B:87:MET:SD	2.86	0.48
2:B:92:VAL:N	2:B:115:LYS:O	2.43	0.48
2:B:265:ASN:OD1	2:B:266:GLU:N	2.46	0.48
2:D:265:ASN:OD1	2:D:266:GLU:N	2.46	0.48
2:D:287:ASP:HA	2:D:319:GLN:HG3	1.94	0.48
2:R:79:PRO:HB3	2:R:108:HIS:ND1	2.27	0.48
2:R:193:LEU:CD1	2:R:193:LEU:H	2.06	0.48
1:O:37:VAL:HG11	1:O:59:ILE:HG23	1.95	0.48
1:O:172:MET:HB2	1:O:225:LEU:HD11	1.94	0.48

*Continued on next page...*

*Continued from previous page...*

Atom-1	Atom-2	Interatomic distance (Å)	Clash overlap (Å)
1:C:37:VAL:HG21	1:C:63:THR:O	2.14	0.48
1:C:132:VAL:HG13	1:C:159:LYS:HE2	1.95	0.48
2:D:160:VAL:HA	2:D:164:LYS:HD3	1.94	0.48
2:D:244:VAL:HG22	2:D:305:VAL:HB	1.95	0.48
2:D:251:PHE:HE2	2:D:253:GLU:HB3	1.79	0.48
1:Q:96:THR:O	3:Q:401:NAD:H4D	2.12	0.48
1:Q:219:PRO:HA	1:Q:222:LYS:HE3	1.94	0.48
2:R:90:ASP:HA	2:R:114:LYS:HE2	1.94	0.48
2:R:133:ASN:HD21	2:R:217:VAL:HG12	1.78	0.48
2:R:160:VAL:HA	2:R:164:LYS:HD3	1.94	0.48
2:R:265:ASN:OD1	2:R:266:GLU:N	2.46	0.48
1:O:56:ASP:N	1:O:67:ASP:OD1	2.45	0.48
1:O:77:ARG:HB3	3:O:401:NAD:N6A	2.28	0.48
2:P:219:PRO:HA	2:P:222:LYS:HD2	1.93	0.48
1:A:121:PRO:O	1:A:122:ALA:C	2.52	0.48
2:B:168:ILE:O	2:B:224:LYS:HD2	2.12	0.48
1:C:45:LYS:HA	1:C:53:PHE:HB3	1.95	0.48
2:D:87:MET:N	2:D:87:MET:SD	2.86	0.48
1:Q:184:LEU:HD21	2:P:178:TYR:HE2	1.78	0.48
1:O:214:VAL:O	1:O:218:LEU:N	2.38	0.48
1:O:311:TYR:CE2	1:O:313:ASN:HB3	2.48	0.48
1:A:84:TRP:CE3	1:A:89:ILE:HG21	2.47	0.48
1:A:90:ASP:HB3	1:A:332:TRP:CH2	2.48	0.48
1:A:246:ILE:HD13	1:A:305:VAL:HG21	1.94	0.48
2:B:244:VAL:HG22	2:B:305:VAL:HB	1.95	0.48
1:C:77:ARG:HD2	3:C:401:NAD:N1A	2.28	0.48
2:D:45:LYS:NZ	2:D:52:THR:OG1	2.26	0.48
2:D:299:VAL:HG22	2:D:305:VAL:HG13	1.95	0.48
1:Q:217:VAL:HG23	1:Q:218:LEU:HD23	1.94	0.48
2:R:87:MET:N	2:R:87:MET:SD	2.86	0.48
1:O:114:LYS:HB2	1:O:332:TRP:HZ3	1.78	0.48
1:O:118:ILE:O	1:O:145:SER:OG	2.32	0.48
1:O:120:ALA:HB2	3:O:401:NAD:H1D	1.95	0.48
1:O:126:PRO:HG2	1:O:144:ILE:HG22	1.96	0.48
1:O:198:ALA:HB1	1:O:201:LEU:HD13	1.96	0.48
1:O:272:ASP:HB3	1:O:291:THR:HG22	1.94	0.48
2:B:92:VAL:HG21	2:B:108:HIS:HB3	1.94	0.48
1:C:248(A):VAL:HG23	1:C:250:VAL:HG13	1.95	0.48
1:C:273:VAL:HG13	1:C:292:ILE:HB	1.95	0.48
2:D:25:LEU:HB3	2:D:27:VAL:HG23	1.95	0.48
1:Q:10:ARG:N	3:Q:401:NAD:O2A	2.47	0.48

*Continued on next page...*

*Continued from previous page...*

Atom-1	Atom-2	Interatomic distance (Å)	Clash overlap (Å)
2:R:14:ASN:OD1	2:R:315:TRP:HA	2.13	0.48
2:R:251:PHE:HE2	2:R:253:GLU:HB3	1.79	0.48
1:O:149:CYS:CB	1:O:313:ASN:HB2	2.41	0.48
2:P:133:ASN:HD21	2:P:217:VAL:HG12	1.78	0.48
2:P:165:PHE:HD1	2:P:248:LYS:HZ1	1.62	0.48
1:A:0:LYS:NZ	1:A:1:LEU:HD13	2.28	0.48
1:A:4:ALA:CB	1:A:29:VAL:HB	2.44	0.48
1:A:93:ILE:O	1:A:95:GLY:N	2.47	0.48
1:C:105:ALA:O	1:C:116:VAL:HG21	2.14	0.48
1:C:163:GLU:OE2	1:C:220:GLN:NE2	2.46	0.48
2:R:139:HIS:O	2:R:139:HIS:CG	2.67	0.48
2:R:167:ILE:HB	2:R:225:LEU:HD21	1.96	0.48
2:R:169:LYS:NZ	2:R:245:GLN:OE1	2.37	0.48
2:R:277:PRO:HB2	2:P:194:ARG:HB2	1.94	0.48
1:O:179:THR:H	1:O:231:ARG:HH11	1.62	0.48
2:P:167:ILE:HD13	2:P:244:VAL:HG11	1.94	0.48
2:P:251:PHE:HE2	2:P:253:GLU:HB3	1.78	0.48
1:A:219:PRO:HA	1:A:222:LYS:HB2	1.96	0.48
2:B:28:VAL:HA	2:B:71:ILE:HA	1.96	0.48
1:C:5:ILE:HD12	1:C:93:ILE:HB	1.95	0.48
2:D:286:THR:HG23	2:D:312:ASP:HB2	1.95	0.48
1:Q:297:THR:HG22	1:Q:308:VAL:N	2.27	0.48
2:R:175:THR:O	2:R:238:SER:HB3	2.14	0.48
1:O:94:GLU:OE2	1:O:97:GLY:N	2.38	0.48
1:O:178:TYR:HA	1:O:231:ARG:HD2	1.96	0.48
1:O:300:MET:HB3	1:O:304:MET:HB2	1.95	0.48
2:P:8:PHE:CD1	2:P:30:ILE:HG21	2.49	0.48
2:P:90:ASP:HA	2:P:114:LYS:HE2	1.94	0.48
1:A:42:HIS:O	1:A:46:TYR:N	2.46	0.48
1:A:47:ASP:N	1:A:51:GLY:O	2.46	0.48
1:A:109:ILE:HA	1:A:113:ALA:HB3	1.94	0.48
2:B:14:ASN:OD1	2:B:315:TRP:HA	2.13	0.48
1:C:109:ILE:HD11	1:C:116:VAL:HG23	1.95	0.48
2:D:9:GLY:HA3	3:D:401:NAD:O5B	2.14	0.48
2:D:65:SER:CA	2:D:70:VAL:HA	2.42	0.48
2:D:167:ILE:HB	2:D:225:LEU:HD21	1.96	0.48
2:D:177:SER:OG	2:D:234:THR:O	2.23	0.48
1:Q:90:ASP:HB3	1:Q:332:TRP:CH2	2.48	0.48
1:Q:286:SER:H	1:Q:312:ASP:HB2	1.78	0.48
2:R:39:GLN:HG2	1:O:193:LEU:CD2	2.43	0.48
2:R:94:GLU:HG3	2:R:99:PHE:HB2	1.96	0.48

*Continued on next page...*



*Continued from previous page...*

Atom-1	Atom-2	Interatomic distance (Å)	Clash overlap (Å)
2:R:237:VAL:HG21	2:R:283:PHE:O	2.14	0.48
1:O:115:LYS:HA	1:O:142:ASN:HB2	1.95	0.48
2:P:8:PHE:HB3	2:P:32:ASP:HB2	1.95	0.48
2:P:14:ASN:OD1	2:P:315:TRP:HA	2.13	0.48
2:P:87:MET:N	2:P:87:MET:SD	2.87	0.48
2:P:175:THR:O	2:P:238:SER:HB3	2.14	0.48
2:P:299:VAL:HG22	2:P:305:VAL:HG13	1.95	0.48
1:A:53:PHE:CE1	1:A:54:LYS:HG2	2.48	0.48
1:A:79:PRO:HB2	1:A:107:LYS:HB2	1.96	0.48
2:B:65:SER:HA	2:B:70:VAL:CA	2.44	0.48
2:B:79:PRO:HB3	2:B:108:HIS:ND1	2.28	0.48
2:B:167:ILE:HD13	2:B:244:VAL:HG11	1.94	0.48
2:B:175:THR:O	2:B:238:SER:HB3	2.14	0.48
2:B:286:THR:HG23	2:B:312:ASP:HB2	1.96	0.48
1:C:36:GLY:O	1:C:39:SER:N	2.47	0.48
2:D:167:ILE:HG12	2:D:246:VAL:HG12	1.94	0.48
2:D:176:HIS:NE2	3:D:401:NAD:O7N	2.40	0.48
1:Q:160:VAL:HA	1:Q:163:GLU:HG2	1.95	0.48
1:Q:293:ASP:OD1	1:Q:295:SER:OG	2.30	0.48
2:R:6:ASN:HD21	2:R:99:PHE:HD2	1.62	0.48
2:R:8:PHE:CD1	2:R:30:ILE:HG21	2.49	0.48
2:R:299:VAL:HG22	2:R:305:VAL:HG13	1.95	0.48
2:B:45:LYS:O	2:B:52:THR:OG1	2.26	0.48
1:C:160:VAL:O	1:C:164:GLU:HG3	2.14	0.48
1:C:194:ARG:HD2	1:C:205:PRO:HD2	1.96	0.48
1:C:320:ARG:NE	1:C:320:ARG:HA	2.28	0.48
2:D:237:VAL:HG21	2:D:283:PHE:O	2.14	0.48
1:Q:90:ASP:HA	1:Q:114:LYS:HE2	1.96	0.47
2:R:8:PHE:HB3	2:R:32:ASP:HB2	1.95	0.47
2:R:202:ASN:HB3	2:P:279:VAL:HG11	1.96	0.47
2:P:28:VAL:HA	2:P:71:ILE:HA	1.96	0.47
1:A:174:THR:HA	1:A:240:VAL:HA	1.95	0.47
1:A:312:ASP:HB3	1:A:316:GLY:H	1.79	0.47
2:B:169:LYS:HE3	2:D:303:ASP:OD2	2.14	0.47
1:C:11:ILE:HB	3:C:401:NAD:C7N	2.44	0.47
1:C:49:ILE:HG12	1:C:236:ASN:HB3	1.96	0.47
1:C:115:LYS:NZ	1:C:139(A):ASP:OD1	2.29	0.47
1:Q:314:GLU:O	1:Q:318:SER:N	2.43	0.47
2:R:59:THR:O	2:R:60:ALA:C	2.52	0.47
2:R:92:VAL:N	2:R:115:LYS:O	2.43	0.47
2:R:167:ILE:HG21	2:R:225:LEU:HD11	1.96	0.47

*Continued on next page...*



*Continued from previous page...*

Atom-1	Atom-2	Interatomic distance (Å)	Clash overlap (Å)
2:P:139:HIS:O	2:P:139:HIS:CG	2.66	0.47
2:P:161:LEU:HG	2:P:167:ILE:HD11	1.96	0.47
1:A:84:TRP:HB3	1:A:89:ILE:HB	1.97	0.47
1:A:105:ALA:HB1	1:A:116:VAL:HG11	1.96	0.47
2:B:8:PHE:HB3	2:B:32:ASP:HB2	1.95	0.47
1:C:1:LEU:HG	1:C:329:ALA:HA	1.95	0.47
1:C:25:LEU:HD23	1:C:326:ASP:OD1	2.14	0.47
2:D:165:PHE:HA	2:D:248:LYS:HE3	1.96	0.47
1:Q:63:THR:OG1	1:Q:72:LYS:HG3	2.14	0.47
2:R:9:GLY:HA3	3:R:401:NAD:O5B	2.14	0.47
2:R:63:ALA:O	2:R:64:ILE:HG13	2.13	0.47
1:O:4:ALA:H	1:O:89:ILE:HG21	1.78	0.47
2:B:58:LYS:HA	2:B:58:LYS:HD2	1.65	0.47
2:B:167:ILE:HB	2:B:225:LEU:HD21	1.96	0.47
2:D:8:PHE:CD1	2:D:30:ILE:HG21	2.49	0.47
2:D:14:ASN:OD1	2:D:318:SER:OG	2.16	0.47
2:D:17:ARG:HG2	2:D:53:PHE:HE1	1.80	0.47
1:Q:214:VAL:HA	1:Q:217:VAL:HG22	1.96	0.47
3:Q:401:NAD:PA	3:Q:401:NAD:H51N	2.54	0.47
2:R:251:PHE:CE1	2:R:254:GLU:HB2	2.49	0.47
1:O:91:ILE:HG12	1:O:332:TRP:CE2	2.49	0.47
1:O:109:ILE:HA	1:O:113:ALA:HB3	1.96	0.47
2:P:84:TRP:O	2:P:89:ILE:N	2.36	0.47
2:P:121:PRO:HG3	2:P:148:SER:N	2.21	0.47
1:A:72:LYS:HD2	1:A:87:LEU:HD22	1.97	0.47
1:A:84:TRP:HB2	1:A:113:ALA:N	2.29	0.47
1:A:252:ALA:HA	1:A:255:VAL:HB	1.96	0.47
1:A:262:ALA:HA	1:A:266:PRO:HD2	1.95	0.47
1:A:299:VAL:HG13	1:A:305:VAL:HA	1.96	0.47
2:B:251:PHE:HE2	2:B:253:GLU:HB3	1.78	0.47
2:B:251:PHE:CE1	2:B:254:GLU:HB2	2.49	0.47
1:C:90:ASP:HA	1:C:114:LYS:HE2	1.96	0.47
1:C:248(A):VAL:O	1:C:249:GLY:C	2.52	0.47
1:C:303:ASP:OD1	1:C:304:MET:N	2.46	0.47
2:D:175:THR:O	2:D:238:SER:HB3	2.14	0.47
2:D:203:ILE:HA	2:D:233:PRO:HD3	1.96	0.47
1:Q:77:ARG:O	1:Q:78:ASP:C	2.53	0.47
1:Q:190:HIS:CG	1:Q:192:ASP:HB2	2.48	0.47
1:Q:267:LEU:CB	1:Q:271:LEU:HG	2.45	0.47
1:Q:274:CYS:HB3	1:Q:293:ASP:HA	1.97	0.47
2:R:263:ALA:CA	2:R:267:LEU:HB2	2.41	0.47

*Continued on next page...*

*Continued from previous page...*

Atom-1	Atom-2	Interatomic distance (Å)	Clash overlap (Å)
1:A:203:ILE:HG22	1:C:280:SER:N	2.29	0.47
2:B:31:ASN:HD22	2:B:82:LEU:HD13	1.80	0.47
2:B:58:LYS:HB3	2:B:65:SER:O	2.14	0.47
2:B:193:LEU:CG	1:C:38:LYS:HZ1	2.22	0.47
2:B:203:ILE:HA	2:B:233:PRO:HD3	1.97	0.47
2:B:237:VAL:HG21	2:B:283:PHE:O	2.14	0.47
1:C:6:ASN:O	1:C:96:THR:HG23	2.14	0.47
1:Q:28:VAL:HG23	1:Q:29:VAL:HG23	1.97	0.47
1:Q:121:PRO:HD3	1:Q:148:SER:H	1.79	0.47
1:Q:122:ALA:H	1:Q:127:THR:HG22	1.80	0.47
2:R:17:ARG:CZ	2:R:47:ASP:HB3	2.45	0.47
2:R:148:SER:HG	2:R:150:THR:HG1	1.58	0.47
2:R:203:ILE:HA	2:R:233:PRO:HD3	1.96	0.47
2:R:244:VAL:HG22	2:R:305:VAL:HB	1.95	0.47
1:O:16:LEU:HD23	1:O:18(A):TRP:HE1	1.80	0.47
1:O:142:ASN:OD1	1:C:103:PRO:HG3	2.14	0.47
2:P:167:ILE:HG21	2:P:225:LEU:HD11	1.96	0.47
2:P:280:SER:HB2	2:P:310:TRP:CZ3	2.50	0.47
1:A:182:GLN:HE21	1:A:197:ARG:C	2.18	0.47
1:A:232:VAL:O	1:A:234:THR:N	2.44	0.47
2:B:126:PRO:HG2	2:B:141:ASP:OD2	2.15	0.47
2:B:139:HIS:O	2:B:139:HIS:CG	2.67	0.47
2:B:202:ASN:HB3	2:D:279:VAL:HG11	1.97	0.47
1:C:45:LYS:HD2	1:C:53:PHE:HB3	1.96	0.47
1:C:104:GLY:HA2	1:C:107:LYS:HD2	1.97	0.47
2:D:17:ARG:CZ	2:D:47:ASP:HB3	2.45	0.47
2:D:65:SER:HA	2:D:70:VAL:CA	2.41	0.47
2:D:99:PHE:HB3	2:D:104:GLY:HA3	1.97	0.47
1:Q:91:ILE:HA	1:Q:115:LYS:O	2.15	0.47
1:Q:168:VAL:HG12	1:Q:169:LYS:HG2	1.97	0.47
1:Q:198:ALA:HB3	1:Q:201:LEU:HG	1.96	0.47
2:R:28:VAL:HG22	2:R:69:LYS:HD2	1.96	0.47
2:R:99:PHE:HB3	2:R:104:GLY:HA3	1.97	0.47
2:R:109:LEU:HA	2:R:113:ALA:HB3	1.97	0.47
2:R:120:ALA:O	2:R:145:SER:HB2	2.15	0.47
2:R:169:LYS:HE3	2:P:303:ASP:OD2	2.14	0.47
2:R:237:VAL:HG13	2:R:311:TYR:C	2.35	0.47
2:R:286:THR:HG23	2:R:312:ASP:HB2	1.95	0.47
1:O:125:ILE:HA	1:O:143:ILE:O	2.13	0.47
1:O:193:LEU:O	1:O:197:ARG:HG2	2.14	0.47
1:O:212:LYS:HZ1	1:O:225:LEU:HB3	1.79	0.47

*Continued on next page...*

*Continued from previous page...*

Atom-1	Atom-2	Interatomic distance (Å)	Clash overlap (Å)
2:P:9:GLY:HA3	3:P:401:NAD:O5B	2.14	0.47
2:P:94:GLU:HG3	2:P:99:PHE:HB2	1.97	0.47
2:P:130:VAL:HA	2:P:134:GLU:CD	2.35	0.47
2:P:237:VAL:HG21	2:P:283:PHE:O	2.14	0.47
2:P:286:THR:HG23	2:P:312:ASP:HB2	1.95	0.47
1:A:1:LEU:HB3	1:A:25:LEU:HD13	1.95	0.47
1:A:17:ARG:NH2	1:A:47:ASP:HB2	2.30	0.47
1:A:64:PHE:CE1	1:A:66:ILE:HD11	2.50	0.47
1:A:94:GLU:OE2	1:A:99:PHE:N	2.47	0.47
1:A:156:PRO:O	1:A:160:VAL:HG23	2.15	0.47
1:A:306:LYS:HB2	1:C:171:THR:OG1	2.14	0.47
2:B:6:ASN:HD21	2:B:99:PHE:HD2	1.62	0.47
2:B:8:PHE:CD1	2:B:30:ILE:HG21	2.49	0.47
2:B:65:SER:HA	2:B:69:LYS:C	2.35	0.47
2:B:120:ALA:O	2:B:145:SER:HB2	2.15	0.47
2:B:161:LEU:HG	2:B:167:ILE:HD11	1.96	0.47
2:B:277:PRO:HA	2:D:194:ARG:NH2	2.30	0.47
1:C:141:ALA:O	1:C:144:ILE:HG23	2.14	0.47
1:C:263:ALA:HB2	1:C:271:LEU:HG	1.96	0.47
1:C:299:VAL:HG13	1:C:304:MET:O	2.15	0.47
1:C:349:CYS:HA	1:C:352:ASN:O	2.15	0.47
2:D:18(B):HIS:CE1	2:D:66:VAL:HG22	2.50	0.47
2:D:37:VAL:HB	2:D:73:VAL:HG13	1.97	0.47
2:D:109:LEU:HA	2:D:113:ALA:HB3	1.97	0.47
2:D:139:HIS:O	2:D:139:HIS:CG	2.67	0.47
2:D:183:ARG:HH12	2:D:190:HIS:CD2	2.26	0.47
2:D:251:PHE:CE1	2:D:254:GLU:HB2	2.50	0.47
1:Q:62:GLU:C	1:Q:73:VAL:H	2.15	0.47
1:Q:85:ALA:CB	1:Q:112:GLY:HA3	2.43	0.47
1:Q:123(A):SER:C	1:Q:125:ILE:H	2.17	0.47
1:Q:175:THR:HG22	1:Q:230:LEU:HD11	1.95	0.47
2:R:130:VAL:HG21	2:R:320:ARG:O	2.15	0.47
2:R:130:VAL:HA	2:R:134:GLU:CD	2.35	0.47
1:O:0:LYS:N	1:O:24:PRO:O	2.37	0.47
1:O:18(A):TRP:CZ3	1:O:26:ASP:HA	2.50	0.47
1:O:147:ALA:HB1	1:O:151:THR:HB	1.97	0.47
1:O:176:HIS:O	1:O:232:VAL:HG12	2.15	0.47
1:O:293:ASP:OD2	1:O:310:TRP:NE1	2.47	0.47
3:O:401:NAD:H52N	1:C:362:GLU:O	2.15	0.47
2:P:126:PRO:HG2	2:P:141:ASP:OD2	2.15	0.47
2:P:128:TYR:CD2	2:P:144:ILE:HB	2.50	0.47

*Continued on next page...*

*Continued from previous page...*

Atom-1	Atom-2	Interatomic distance (Å)	Clash overlap (Å)
2:B:17:ARG:CZ	2:B:47:ASP:HB3	2.44	0.47
2:B:99:PHE:HB3	2:B:104:GLY:HA3	1.97	0.47
2:B:109:LEU:HA	2:B:113:ALA:HB3	1.97	0.47
2:B:130:VAL:HG21	2:B:320:ARG:O	2.15	0.47
2:B:130:VAL:HA	2:B:134:GLU:CD	2.35	0.47
2:B:171:THR:HG22	2:D:300:MET:HG2	1.96	0.47
1:C:20:ARG:NE	1:C:22:ASP:OD1	2.48	0.47
2:D:6:ASN:HD21	2:D:99:PHE:HD2	1.62	0.47
2:D:8:PHE:HB3	2:D:32:ASP:HB2	1.95	0.47
2:D:94:GLU:HG3	2:D:99:PHE:HB2	1.97	0.47
1:Q:74:VAL:O	1:Q:76:ASN:N	2.48	0.47
2:R:45:LYS:HE2	2:R:56:ASP:CB	2.43	0.47
2:R:171:THR:HG22	2:P:300:MET:HG2	1.97	0.47
1:O:18:CYS:O	1:O:322:VAL:HG21	2.15	0.47
2:P:6:ASN:HD21	2:P:99:PHE:HD2	1.62	0.47
2:P:45:LYS:O	2:P:52:THR:OG1	2.26	0.47
2:P:99:PHE:HB3	2:P:104:GLY:HA3	1.97	0.47
1:A:197:ARG:NH1	1:C:278:LEU:HA	2.30	0.47
2:B:17:ARG:HH12	2:B:53:PHE:HA	1.80	0.47
2:B:237:VAL:HG13	2:B:311:TYR:C	2.35	0.47
1:C:79:PRO:HB3	1:C:108:HIS:CG	2.50	0.47
1:C:199:ALA:HA	1:C:204:VAL:HG21	1.97	0.47
1:C:270:VAL:HG22	1:C:320:ARG:NE	2.29	0.47
2:D:37:VAL:HG23	2:D:61:ASP:HB2	1.97	0.47
2:R:280:SER:HB2	2:R:310:TRP:CZ3	2.50	0.47
1:O:106:GLY:O	1:O:109:ILE:N	2.48	0.47
2:P:5:ILE:HB	2:P:30:ILE:HG23	1.97	0.47
2:P:165:PHE:HA	2:P:248:LYS:HE3	1.96	0.47
2:P:183:ARG:HA	2:P:183:ARG:HD3	1.62	0.47
1:A:18:CYS:HB3	1:A:322:VAL:HG21	1.96	0.47
1:A:167:ILE:O	1:A:224:LYS:NZ	2.35	0.47
1:A:240:VAL:HG13	1:A:311:TYR:CE1	2.50	0.47
1:A:311:TYR:HE2	1:A:313:ASN:HB3	1.80	0.47
2:B:128:TYR:CD2	2:B:144:ILE:HB	2.50	0.47
1:C:84:TRP:O	1:C:89:ILE:N	2.47	0.47
1:C:211:ALA:HB1	1:C:225:LEU:HG	1.96	0.47
1:C:251:THR:O	1:C:255:VAL:HG23	2.15	0.47
1:C:292:ILE:HA	1:C:308:VAL:O	2.15	0.47
1:Q:15:PHE:CA	1:Q:318:SER:HB2	2.45	0.46
1:Q:18(A):TRP:CD1	1:Q:25:LEU:HB2	2.50	0.46
1:Q:126:PRO:O	1:Q:145:SER:N	2.48	0.46

*Continued on next page...*

Continued from previous page...

Atom-1	Atom-2	Interatomic distance (Å)	Clash overlap (Å)
2:P:92:VAL:N	2:P:115:LYS:O	2.43	0.46
2:P:167:ILE:HB	2:P:225:LEU:HD21	1.96	0.46
2:P:251:PHE:CE1	2:P:254:GLU:HB2	2.49	0.46
1:A:178:TYR:HB2	1:A:199:ALA:HB1	1.96	0.46
2:B:280:SER:HB2	2:B:310:TRP:CZ3	2.50	0.46
1:C:17:ARG:NH2	1:C:50:LEU:HB2	2.29	0.46
1:C:83:PRO:HA	1:C:86:GLU:HB2	1.98	0.46
1:C:84:TRP:CE3	1:C:89:ILE:HB	2.49	0.46
1:C:106:GLY:O	1:C:109:ILE:N	2.48	0.46
1:C:183:ARG:O	1:C:199:ALA:N	2.39	0.46
1:C:293:ASP:O	1:C:297:THR:HG23	2.15	0.46
2:D:28:VAL:HA	2:D:70:VAL:O	2.15	0.46
2:D:31:ASN:HD22	2:D:82:LEU:HD13	1.80	0.46
2:D:84:TRP:O	2:D:89:ILE:N	2.36	0.46
2:D:153:CYS:HG	2:D:290:SER:CB	2.28	0.46
2:D:263:ALA:CA	2:D:267:LEU:HB2	2.41	0.46
2:R:30:ILE:HG12	2:R:71:ILE:HG22	1.98	0.46
2:R:165:PHE:HA	2:R:248:LYS:HE3	1.96	0.46
2:R:331:LYS:HE2	2:R:333:GLN:HE22	1.81	0.46
1:O:250:VAL:O	1:O:251:THR:C	2.52	0.46
1:O:328:VAL:CG1	1:O:332:TRP:HD1	1.96	0.46
2:P:37:VAL:HB	2:P:73:VAL:HG13	1.97	0.46
2:P:130:VAL:HG21	2:P:320:ARG:O	2.15	0.46
2:P:237:VAL:HG13	2:P:311:TYR:C	2.35	0.46
1:A:105:ALA:O	1:A:109:ILE:HG12	2.15	0.46
1:A:115:LYS:HG3	1:A:142:ASN:HA	1.98	0.46
1:A:186:ASP:OD1	1:A:198:ALA:N	2.48	0.46
1:A:286:SER:H	1:A:312:ASP:HB2	1.80	0.46
1:A:329:ALA:O	1:A:332:TRP:HB2	2.15	0.46
2:B:9:GLY:HA3	3:B:401:NAD:O5B	2.14	0.46
2:B:27:VAL:O	2:B:69:LYS:NZ	2.39	0.46
2:B:30:ILE:HG22	2:B:31:ASN:N	2.30	0.46
2:B:94:GLU:HG3	2:B:99:PHE:HB2	1.96	0.46
2:B:167:ILE:HG21	2:B:225:LEU:HD11	1.96	0.46
1:C:92:VAL:N	1:C:115:LYS:O	2.47	0.46
1:C:150:THR:HB	1:C:174:THR:HG21	1.98	0.46
1:C:194:ARG:HG3	1:C:204:VAL:HG12	1.96	0.46
1:C:206:THR:HB	1:C:229:ALA:O	2.15	0.46
2:D:28:VAL:HA	2:D:71:ILE:HA	1.96	0.46
2:D:126:PRO:HG2	2:D:141:ASP:OD2	2.15	0.46
2:D:169:LYS:NZ	2:D:245:GLN:OE1	2.38	0.46

Continued on next page...

*Continued from previous page...*

Atom-1	Atom-2	Interatomic distance (Å)	Clash overlap (Å)
2:D:280:SER:HB2	2:D:310:TRP:CZ3	2.50	0.46
1:Q:38:LYS:CE	2:P:193:LEU:CG	2.94	0.46
1:Q:79:PRO:HB3	1:Q:108:HIS:ND1	2.30	0.46
2:R:30:ILE:HG22	2:R:31:ASN:N	2.30	0.46
1:O:1:LEU:O	1:O:26:ASP:N	2.48	0.46
1:O:4:ALA:N	1:O:89:ILE:HG21	2.29	0.46
1:O:137:TYR:HH	1:O:328:VAL:CG1	2.28	0.46
1:O:141:ALA:O	1:O:144:ILE:HG23	2.16	0.46
2:P:0:LYS:N	2:P:24:PRO:O	2.34	0.46
2:P:17:ARG:CZ	2:P:47:ASP:HB3	2.44	0.46
2:P:133:ASN:O	2:P:137:TYR:N	2.49	0.46
2:P:240:VAL:HG12	2:P:309:ALA:HB3	1.97	0.46
1:A:8:PHE:HZ	1:A:44:LEU:HD13	1.80	0.46
1:A:178:TYR:CE1	2:D:184:LEU:HD11	2.50	0.46
1:A:230:LEU:O	1:A:232:VAL:HG13	2.16	0.46
1:A:263:ALA:HA	1:A:271:LEU:HB2	1.96	0.46
2:B:263:ALA:CA	2:B:267:LEU:HB2	2.41	0.46
2:B:312:ASP:HB3	2:B:316:GLY:H	1.80	0.46
1:C:37:VAL:O	1:C:38:LYS:C	2.53	0.46
2:D:17:ARG:HH12	2:D:53:PHE:HA	1.81	0.46
2:D:130:VAL:HA	2:D:134:GLU:CD	2.35	0.46
2:D:312:ASP:HB3	2:D:316:GLY:H	1.80	0.46
1:Q:6:ASN:HD21	1:Q:99:PHE:HE2	1.63	0.46
1:Q:144:ILE:O	1:Q:144:ILE:HG13	2.14	0.46
1:Q:312:ASP:OD1	1:Q:315:TRP:N	2.49	0.46
2:R:5:ILE:HB	2:R:30:ILE:HG23	1.98	0.46
2:R:31:ASN:HD22	2:R:82:LEU:HD13	1.80	0.46
2:R:240:VAL:HG12	2:R:309:ALA:HB3	1.98	0.46
2:R:312:ASP:HB3	2:R:316:GLY:H	1.80	0.46
1:O:20:ARG:HH21	1:O:21:LYS:NZ	2.12	0.46
2:P:30:ILE:HG12	2:P:71:ILE:HG22	1.97	0.46
2:P:194:ARG:NE	2:P:205:PRO:HD2	2.29	0.46
2:B:41:SER:HB3	2:B:64:ILE:HD12	1.97	0.46
2:B:183:ARG:HG2	2:B:190:HIS:HB2	1.97	0.46
1:C:151:THR:HA	1:C:154:LEU:HB2	1.97	0.46
1:C:247:GLU:O	1:C:248(A):VAL:N	2.48	0.46
2:R:28:VAL:HA	2:R:71:ILE:HA	1.96	0.46
1:O:142:ASN:OD1	1:O:143:ILE:HD12	2.15	0.46
1:O:172:MET:N	1:O:226:ASN:O	2.47	0.46
2:P:331:LYS:HE2	2:P:333:GLN:HE22	1.80	0.46
1:A:17:ARG:NH1	1:A:50:LEU:HD23	2.31	0.46

*Continued on next page...*

*Continued from previous page...*

Atom-1	Atom-2	Interatomic distance (Å)	Clash overlap (Å)
2:B:105:ALA:HA	2:B:108:HIS:CD2	2.51	0.46
2:B:194:ARG:C	2:B:196:ALA:H	2.19	0.46
2:B:240:VAL:HG12	2:B:309:ALA:HB3	1.98	0.46
2:B:281:ILE:HD11	2:D:197:ARG:NE	2.30	0.46
1:C:3:VAL:HB	1:C:27:VAL:HG22	1.97	0.46
2:D:120:ALA:O	2:D:145:SER:HB2	2.15	0.46
2:D:131:GLY:H	2:D:134:GLU:CD	2.19	0.46
2:D:167:ILE:HG21	2:D:225:LEU:HD11	1.96	0.46
2:R:82:LEU:O	2:R:84:TRP:N	2.49	0.46
2:R:121:PRO:HG3	2:R:148:SER:N	2.21	0.46
2:R:131:GLY:H	2:R:134:GLU:CD	2.19	0.46
1:O:0:LYS:HG3	1:O:1:LEU:HD22	1.95	0.46
1:O:90:ASP:N	1:O:90:ASP:OD1	2.47	0.46
1:O:258:ALA:HA	1:O:261:LYS:HE2	1.97	0.46
2:P:120:ALA:O	2:P:145:SER:HB2	2.14	0.46
2:P:312:ASP:HB3	2:P:316:GLY:H	1.80	0.46
1:A:13:ARG:HG3	1:A:44:LEU:HA	1.96	0.46
1:A:260:ARG:O	1:A:264:ALA:HB3	2.16	0.46
2:B:37:VAL:HB	2:B:73:VAL:HG13	1.97	0.46
2:B:194:ARG:NE	2:B:205:PRO:HD2	2.31	0.46
2:D:0:LYS:N	2:D:24:PRO:O	2.34	0.46
2:D:237:VAL:HG13	2:D:311:TYR:C	2.35	0.46
2:R:29:VAL:O	2:R:30:ILE:HD13	2.16	0.46
2:R:161:LEU:HG	2:R:167:ILE:HD11	1.97	0.46
2:R:238:SER:HB2	2:R:311:TYR:CE2	2.51	0.46
1:O:299:VAL:HG22	1:O:305:VAL:HG23	1.97	0.46
1:O:313:ASN:OD1	1:O:314:GLU:N	2.48	0.46
2:P:45:LYS:NZ	2:P:52:THR:OG1	2.26	0.46
2:P:105:ALA:HA	2:P:108:HIS:CD2	2.51	0.46
2:P:183:ARG:CZ	2:P:190:HIS:CD2	2.98	0.46
2:P:291:THR:O	2:P:310:TRP:N	2.49	0.46
2:B:29:VAL:O	2:B:30:ILE:HD13	2.16	0.46
2:B:53:PHE:HE2	2:B:55:ALA:HB3	1.80	0.46
2:B:84:TRP:O	2:B:89:ILE:N	2.36	0.46
2:B:134:GLU:HA	2:B:137:TYR:HB3	1.98	0.46
1:C:252:ALA:HB1	1:C:297:THR:HB	1.98	0.46
2:D:128:TYR:CD2	2:D:144:ILE:HB	2.50	0.46
2:D:155:ALA:HA	2:D:158:VAL:HG22	1.98	0.46
2:D:161:LEU:HG	2:D:167:ILE:HD11	1.96	0.46
1:Q:7:GLY:HA3	3:Q:401:NAD:N3A	2.30	0.46
2:R:126:PRO:HG2	2:R:141:ASP:OD2	2.15	0.46

*Continued on next page...*



*Continued from previous page...*

Atom-1	Atom-2	Interatomic distance (Å)	Clash overlap (Å)
2:R:133:ASN:O	2:R:137:TYR:N	2.49	0.46
1:O:18(B):HIS:CE1	1:O:66:ILE:HG22	2.51	0.46
1:O:130:VAL:HG21	1:O:323:ASP:HB2	1.97	0.46
2:P:238:SER:HB2	2:P:311:TYR:CE2	2.51	0.46
2:P:274:CYS:HG	2:P:283:PHE:HE1	1.63	0.46
1:A:6:ASN:HA	1:A:31:ASN:CB	2.46	0.46
2:B:50:LEU:HD13	2:B:54:ASP:HB3	1.98	0.46
2:B:121:PRO:HG3	2:B:148:SER:N	2.21	0.46
2:B:165:PHE:HA	2:B:248:LYS:HE3	1.96	0.46
1:C:22:ASP:O	1:C:24:PRO:HD3	2.15	0.46
1:C:155:ALA:HA	1:C:158:VAL:HG22	1.98	0.46
2:D:133:ASN:O	2:D:137:TYR:N	2.49	0.46
2:D:238:SER:HB2	2:D:311:TYR:CE2	2.51	0.46
1:Q:10:ARG:HH11	3:Q:401:NAD:H51A	1.81	0.46
1:Q:18:CYS:C	1:Q:20:ARG:HG2	2.35	0.46
1:Q:151:THR:HG23	1:Q:210:ALA:HB1	1.98	0.46
1:Q:315:TRP:O	1:Q:318:SER:OG	2.34	0.46
2:R:37:VAL:HB	2:R:73:VAL:HG13	1.97	0.46
2:R:105:ALA:HA	2:R:108:HIS:CD2	2.51	0.46
2:R:155:ALA:HA	2:R:158:VAL:HG22	1.98	0.46
1:O:5:ILE:HG22	1:O:30:VAL:HA	1.98	0.46
1:O:18(A):TRP:HZ2	1:O:71:ILE:HD11	1.81	0.46
1:O:79:PRO:HB2	1:O:107:LYS:HB2	1.97	0.46
1:O:115:LYS:HD2	1:O:137:TYR:OH	2.16	0.46
1:O:206:THR:HG21	1:O:231:ARG:HH21	1.81	0.46
2:P:53:PHE:HE2	2:P:55:ALA:HB3	1.80	0.46
2:P:192:ASP:O	2:P:194:ARG:N	2.49	0.46
2:P:263:ALA:CA	2:P:267:LEU:HB2	2.41	0.46
1:A:17:ARG:HG2	1:A:53:PHE:CE1	2.51	0.46
1:A:183:ARG:HG2	1:A:188:SER:OG	2.16	0.46
1:A:251:THR:HA	1:A:299:VAL:HB	1.98	0.46
1:A:268:LYS:HD2	1:A:269:GLY:H	1.80	0.46
2:B:60:ALA:HB3	2:B:63:ALA:HB1	1.98	0.46
2:B:192:ASP:O	2:B:194:ARG:N	2.49	0.46
1:C:58:LYS:HZ3	1:C:60:ILE:HA	1.79	0.46
1:C:346:GLU:HA	1:C:349:CYS:HB3	1.98	0.46
2:D:29:VAL:O	2:D:30:ILE:HD13	2.16	0.46
2:D:331:LYS:HE2	2:D:333:GLN:HE22	1.81	0.46
1:Q:6:ASN:HB3	1:Q:94:GLU:HA	1.98	0.46
1:Q:10:ARG:NH2	2:P:187:ALA:HB2	2.31	0.46
1:O:3:VAL:O	1:O:27:VAL:HG13	2.16	0.46

*Continued on next page...*

*Continued from previous page...*

Atom-1	Atom-2	Interatomic distance (Å)	Clash overlap (Å)
1:O:49:ILE:HG12	1:O:236:ASN:HB3	1.97	0.46
2:P:18:CYS:O	2:P:20:ARG:N	2.44	0.46
2:P:82:LEU:HB3	2:P:83:PRO:HD2	1.99	0.46
2:P:105:ALA:HA	2:P:108:HIS:HD2	1.81	0.46
1:A:18(A):TRP:HE1	1:A:25:LEU:C	2.18	0.46
1:A:58:LYS:HB3	1:A:65:SER:OG	2.16	0.46
1:A:208:THR:N	1:A:227:GLY:O	2.49	0.46
2:B:300:MET:HE1	2:D:224:LYS:O	2.16	0.46
1:C:167:ILE:HD11	1:C:242:LEU:HD21	1.98	0.46
1:C:183:ARG:HA	1:C:183:ARG:HD3	1.77	0.46
2:D:130:VAL:HG21	2:D:320:ARG:O	2.15	0.46
2:R:0:LYS:N	2:R:24:PRO:O	2.34	0.45
2:R:183:ARG:CZ	2:R:190:HIS:CD2	2.98	0.45
2:P:17:ARG:HG2	2:P:53:PHE:HE1	1.79	0.45
2:P:109:LEU:HA	2:P:113:ALA:HB3	1.97	0.45
1:A:137:TYR:OH	1:A:139:HIS:ND1	2.33	0.45
2:B:133:ASN:O	2:B:137:TYR:N	2.49	0.45
2:B:173:THR:HG1	2:D:306:LYS:HZ2	1.57	0.45
2:B:183:ARG:CZ	2:B:190:HIS:CD2	2.99	0.45
2:B:238:SER:HB2	2:B:311:TYR:CE2	2.51	0.45
1:C:241:ASP:HA	1:C:307:VAL:O	2.16	0.45
1:C:272:ASP:HB2	1:C:288:PHE:CG	2.51	0.45
2:D:139:HIS:HD2	2:D:332:TRP:HA	1.81	0.45
2:D:194:ARG:C	2:D:196:ALA:H	2.20	0.45
1:Q:109:ILE:HG13	1:Q:143:ILE:HG12	1.98	0.45
2:R:55:ALA:HB1	2:R:67:ASP:OD1	2.16	0.45
1:O:29:VAL:HA	1:O:72:LYS:N	2.30	0.45
2:P:29:VAL:O	2:P:30:ILE:HD13	2.16	0.45
2:P:82:LEU:O	2:P:84:TRP:N	2.49	0.45
1:A:38:LYS:HB2	2:D:193:LEU:HD21	1.97	0.45
1:A:165:LEU:CD2	1:A:255:VAL:HA	2.44	0.45
1:A:324:LEU:O	1:A:328:VAL:HG23	2.16	0.45
2:B:28:VAL:HA	2:B:70:VAL:O	2.16	0.45
2:B:30:ILE:HG12	2:B:71:ILE:HG22	1.98	0.45
2:B:131:GLY:H	2:B:134:GLU:CD	2.19	0.45
1:C:14:ASN:ND2	1:C:314:GLU:OE1	2.49	0.45
1:C:340:ALA:C	1:C:342:GLY:H	2.19	0.45
2:D:151:THR:OG1	2:D:210:ALA:HA	2.17	0.45
1:Q:11:ILE:HB	3:Q:401:NAD:C7N	2.46	0.45
1:Q:45:LYS:NZ	1:Q:53:PHE:O	2.34	0.45
1:O:135:LYS:NZ	1:O:327:LEU:HB3	2.31	0.45

*Continued on next page...*

*Continued from previous page...*

Atom-1	Atom-2	Interatomic distance (Å)	Clash overlap (Å)
1:O:156:PRO:HG2	1:O:270:VAL:HG11	1.98	0.45
1:O:278:LEU:HD13	1:O:282:ASP:HB3	1.99	0.45
2:P:30:ILE:HG22	2:P:31:ASN:N	2.30	0.45
2:P:131:GLY:H	2:P:134:GLU:CD	2.19	0.45
2:P:153:CYS:HG	2:P:290:SER:CB	2.30	0.45
2:P:155:ALA:HA	2:P:158:VAL:HG22	1.98	0.45
2:P:203:ILE:HA	2:P:233:PRO:HD3	1.97	0.45
1:A:2:LYS:HE3	1:A:28:VAL:HG21	1.98	0.45
1:A:156:PRO:HB3	1:A:267:LEU:HD13	1.98	0.45
1:A:169:LYS:HE3	1:A:223:GLY:O	2.16	0.45
1:A:184:LEU:HD21	2:D:178:TYR:HE2	1.80	0.45
2:B:5:ILE:HB	2:B:30:ILE:HG23	1.98	0.45
2:B:121:PRO:HB2	2:B:212:LYS:HE2	1.98	0.45
1:C:32:ASP:N	1:C:74:VAL:O	2.40	0.45
1:C:348:PHE:O	1:C:352:ASN:N	2.27	0.45
2:D:291:THR:O	2:D:310:TRP:N	2.49	0.45
1:Q:80:LEU:HD21	1:Q:110:GLN:HB2	1.99	0.45
1:Q:172:MET:O	1:Q:227:GLY:HA2	2.17	0.45
2:P:28:VAL:HA	2:P:70:VAL:O	2.15	0.45
2:P:121:PRO:HB2	2:P:212:LYS:HE2	1.98	0.45
1:A:45:LYS:HD3	1:A:57:VAL:HG12	1.96	0.45
1:A:146:ASN:CG	1:A:152:ASN:HD21	2.19	0.45
1:A:310:TRP:HH2	1:C:203:ILE:HG23	1.81	0.45
2:B:122:GLY:N	2:B:145:SER:OG	2.50	0.45
1:C:17:ARG:NH1	1:C:44:LEU:O	2.49	0.45
1:C:17:ARG:HH21	1:C:50:LEU:HB2	1.81	0.45
1:C:174:THR:O	1:C:230:LEU:N	2.36	0.45
2:D:8:PHE:CZ	2:D:44:LEU:HD13	2.52	0.45
1:Q:8:PHE:HD2	1:Q:13:ARG:HH21	1.63	0.45
1:Q:14:ASN:HB3	1:Q:318:SER:HB3	1.98	0.45
1:Q:172:MET:HA	1:Q:241:ASP:O	2.17	0.45
1:Q:229:ALA:O	1:Q:231:ARG:N	2.49	0.45
1:Q:253:GLU:OE2	1:Q:257:ASN:ND2	2.49	0.45
1:Q:311:TYR:CE2	1:Q:313:ASN:HB3	2.52	0.45
2:R:291:THR:O	2:R:310:TRP:N	2.49	0.45
1:O:214:VAL:HB	1:O:218:LEU:O	2.16	0.45
1:O:236:ASN:O	1:O:284:ARG:NH1	2.50	0.45
2:P:33:THR:HA	2:P:75:SER:CA	2.46	0.45
2:P:151:THR:OG1	2:P:210:ALA:HA	2.17	0.45
1:A:104:GLY:HA2	1:A:107:LYS:NZ	2.31	0.45
1:A:139:HIS:CE1	1:A:332:TRP:CD1	3.04	0.45

*Continued on next page...*

*Continued from previous page...*

Atom-1	Atom-2	Interatomic distance (Å)	Clash overlap (Å)
1:A:293:ASP:HB3	1:A:296:LEU:HD12	1.99	0.45
2:B:155:ALA:HA	2:B:158:VAL:HG22	1.98	0.45
1:C:1:LEU:HG	1:C:329:ALA:CB	2.47	0.45
1:C:128:TYR:CE1	1:C:136:ASP:HB2	2.52	0.45
2:D:105:ALA:HA	2:D:108:HIS:HD2	1.82	0.45
2:D:134:GLU:HA	2:D:137:TYR:HB3	1.98	0.45
2:D:193:LEU:CD1	2:D:193:LEU:H	2.06	0.45
1:Q:45:LYS:HB2	1:Q:57:VAL:CG1	2.46	0.45
1:Q:83:PRO:HB2	1:Q:86:GLU:HB3	1.99	0.45
1:Q:149:CYS:HG	1:Q:311:TYR:HD2	1.63	0.45
1:Q:161:LEU:O	1:Q:166:GLY:N	2.29	0.45
2:R:105:ALA:HA	2:R:108:HIS:HD2	1.81	0.45
1:O:14:ASN:ND2	1:O:314:GLU:HB3	2.30	0.45
1:O:18(B):HIS:NE2	1:O:67:ASP:OD2	2.50	0.45
2:P:139:HIS:HD2	2:P:332:TRP:HA	1.81	0.45
2:B:13:ARG:HH22	1:C:188:SER:HB3	1.81	0.45
2:B:17:ARG:HG2	2:B:53:PHE:HE1	1.79	0.45
2:B:101:ASP:N	2:B:101:ASP:OD1	2.44	0.45
2:R:17:ARG:HH12	2:R:53:PHE:HA	1.80	0.45
2:R:139:HIS:HD2	2:R:332:TRP:HA	1.82	0.45
2:R:281:ILE:HD11	2:P:197:ARG:NE	2.31	0.45
1:O:13:ARG:HA	1:O:16:LEU:HD12	1.99	0.45
2:P:134:GLU:HA	2:P:137:TYR:HB3	1.98	0.45
1:A:114:LYS:CB	1:A:332:TRP:HH2	2.29	0.45
1:A:176:HIS:CE1	1:A:231:ARG:HE	2.34	0.45
1:A:257:ASN:HA	1:A:260:ARG:HD2	1.99	0.45
2:B:59:THR:CB	2:B:64:ILE:HD13	2.46	0.45
1:C:47:ASP:OD1	1:C:49:ILE:N	2.47	0.45
1:C:79:PRO:HG2	1:C:104:GLY:O	2.17	0.45
1:C:273:VAL:HA	1:C:292:ILE:HB	1.99	0.45
2:D:5:ILE:HB	2:D:30:ILE:HG23	1.98	0.45
2:D:105:ALA:HA	2:D:108:HIS:CD2	2.51	0.45
2:D:240:VAL:HG12	2:D:309:ALA:HB3	1.98	0.45
1:Q:129:VAL:HG12	1:Q:133:ASN:OD1	2.17	0.45
1:Q:154:LEU:HD21	1:Q:172:MET:HG3	1.97	0.45
1:Q:244:VAL:HG12	1:Q:245:ASN:N	2.32	0.45
2:R:28:VAL:HA	2:R:70:VAL:O	2.16	0.45
2:R:197:ARG:NE	2:P:281:ILE:HD11	2.32	0.45
2:R:242:LEU:O	2:R:307:VAL:HG22	2.17	0.45
2:R:278:LEU:H	2:P:194:ARG:NH2	2.15	0.45
1:O:41:THR:HG21	1:O:59:ILE:CG1	2.47	0.45

*Continued on next page...*

*Continued from previous page...*

Atom-1	Atom-2	Interatomic distance (Å)	Clash overlap (Å)
1:O:187:ALA:O	1:O:196:ALA:HB1	2.17	0.45
1:A:37:VAL:HG12	1:A:61:ASN:HD22	1.80	0.45
1:A:60:ILE:HG12	1:A:65:SER:H	1.81	0.45
1:A:205:PRO:HA	1:A:230:LEU:HA	1.98	0.45
1:A:256:ASN:HB3	1:A:294:SER:HB3	1.99	0.45
2:B:33:THR:HA	2:B:75:SER:CA	2.46	0.45
2:B:197:ARG:NE	2:D:281:ILE:HD11	2.32	0.45
1:C:29:VAL:N	1:C:71:ILE:HG23	2.32	0.45
1:C:58:LYS:HZ2	1:C:60:ILE:HG12	1.81	0.45
1:C:58:LYS:O	1:C:65:SER:N	2.48	0.45
1:C:79:PRO:HD3	1:C:99:PHE:CE1	2.52	0.45
2:D:30:ILE:HG22	2:D:31:ASN:N	2.30	0.45
2:D:61:ASP:O	2:D:62:SER:C	2.54	0.45
2:D:121:PRO:HG3	2:D:148:SER:N	2.21	0.45
1:Q:129:VAL:CG2	1:Q:152:ASN:HA	2.47	0.45
2:R:8:PHE:CZ	2:R:44:LEU:HD13	2.52	0.45
2:R:59:THR:HG22	2:R:61:ASP:HA	1.99	0.45
2:R:79:PRO:HB3	2:R:108:HIS:CE1	2.52	0.45
2:R:121:PRO:HB2	2:R:212:LYS:HE2	1.98	0.45
2:R:122:GLY:N	2:R:145:SER:OG	2.50	0.45
1:O:1:LEU:HG	1:O:329:ALA:HB1	1.98	0.45
1:O:159:LYS:O	1:O:163:GLU:HG2	2.17	0.45
1:O:168:VAL:HB	1:O:245:ASN:OD1	2.17	0.45
2:P:58:LYS:HD2	2:P:58:LYS:HA	1.65	0.45
2:P:58:LYS:O	2:P:60:ALA:N	2.50	0.45
2:P:63:ALA:HB1	2:P:70:VAL:HG23	1.99	0.45
1:A:119:THR:OG1	1:A:317:TYR:HE2	1.99	0.45
1:A:272:ASP:HB2	1:A:288:PHE:CG	2.52	0.45
2:B:8:PHE:CZ	2:B:44:LEU:HD13	2.52	0.45
2:B:151:THR:OG1	2:B:210:ALA:HA	2.17	0.45
2:B:291:THR:O	2:B:310:TRP:N	2.49	0.45
1:C:47:ASP:OD1	1:C:49:ILE:HD12	2.17	0.45
1:C:79:PRO:HB3	1:C:108:HIS:ND1	2.31	0.45
2:D:50:LEU:HD13	2:D:54:ASP:HB3	1.98	0.45
2:D:121:PRO:HB2	2:D:212:LYS:HE2	1.98	0.45
1:Q:3:VAL:H	1:Q:28:VAL:HG22	1.81	0.45
1:Q:193:LEU:HG	1:Q:194:ARG:N	2.32	0.45
1:Q:279:VAL:CG2	1:O:197:ARG:HE	2.30	0.45
1:O:64:PHE:CE1	1:O:71:ILE:HB	2.52	0.45
1:O:251:THR:C	1:O:253:GLU:N	2.70	0.45
1:O:329:ALA:HA	1:O:332:TRP:HB2	1.99	0.45

*Continued on next page...*

Continued from previous page...

Atom-1	Atom-2	Interatomic distance (Å)	Clash overlap (Å)
2:P:13:ARG:HH21	2:P:43:LEU:HD12	1.82	0.45
2:P:122:GLY:N	2:P:145:SER:OG	2.50	0.45
1:A:92:VAL:HB	1:A:116:VAL:HA	1.99	0.45
1:A:238:SER:HB3	1:A:311:TYR:CZ	2.51	0.45
2:B:84:TRP:HA	2:B:89:ILE:CG1	2.47	0.45
1:C:15:PHE:CD1	1:C:321:VAL:HG23	2.52	0.45
1:C:270:VAL:HA	1:C:288:PHE:HA	1.98	0.45
2:D:82:LEU:HB3	2:D:83:PRO:HD2	1.99	0.45
2:D:122:GLY:N	2:D:145:SER:OG	2.50	0.45
2:R:192:ASP:O	2:R:194:ARG:N	2.50	0.44
2:R:287:ASP:OD1	2:R:315:TRP:NE1	2.47	0.44
2:R:318:SER:O	2:R:322:VAL:HG23	2.18	0.44
1:O:79:PRO:HD3	1:O:99:PHE:CZ	2.53	0.44
1:A:17:ARG:HA	1:A:53:PHE:CZ	2.52	0.44
1:A:131:GLY:HA3	1:A:156:PRO:HB3	1.99	0.44
1:A:315:TRP:O	1:A:318:SER:HB3	2.17	0.44
2:B:184:LEU:HD11	1:C:178:TYR:CD2	2.51	0.44
2:B:312:ASP:CB	2:B:316:GLY:H	2.31	0.44
1:C:4:ALA:CA	1:C:29:VAL:HG13	2.44	0.44
1:C:165:LEU:HG	1:C:246:ILE:HG13	1.98	0.44
1:C:197:ARG:HG3	1:C:198:ALA:N	2.31	0.44
2:D:149:CYS:HA	2:D:152:ASN:HB3	1.99	0.44
2:D:256:ASN:ND2	2:D:294:SER:HB3	2.32	0.44
2:R:133:ASN:ND2	2:R:217:VAL:HG12	2.33	0.44
1:O:18(A):TRP:CE2	1:O:27:VAL:HB	2.52	0.44
1:O:281:VAL:HG21	2:P:48:SER:HA	1.99	0.44
2:P:50:LEU:HD13	2:P:54:ASP:HB3	1.98	0.44
2:P:149:CYS:HA	2:P:152:ASN:HB3	1.99	0.44
1:A:125:ILE:HG22	1:A:145:SER:HB3	2.00	0.44
2:B:139:HIS:HD2	2:B:332:TRP:HA	1.82	0.44
2:B:266:GLU:HG3	2:B:267:LEU:HD23	1.99	0.44
1:C:3:VAL:HG13	1:C:92:VAL:HA	1.98	0.44
2:D:58:LYS:HB2	2:D:65:SER:O	2.16	0.44
2:D:242:LEU:O	2:D:307:VAL:HG22	2.17	0.44
2:D:247:SER:OG	2:D:248:LYS:N	2.51	0.44
1:Q:44:LEU:O	1:Q:53:PHE:HB2	2.17	0.44
1:Q:281:VAL:O	1:Q:284:ARG:HB3	2.18	0.44
2:R:33:THR:HA	2:R:75:SER:CA	2.46	0.44
1:O:133:ASN:HB2	1:O:136:ASP:OD2	2.18	0.44
1:O:148:SER:N	1:O:151:THR:OG1	2.50	0.44
2:P:31:ASN:HD22	2:P:82:LEU:HD13	1.80	0.44

Continued on next page...

*Continued from previous page...*

Atom-1	Atom-2	Interatomic distance (Å)	Clash overlap (Å)
2:P:84:TRP:HA	2:P:89:ILE:CG1	2.48	0.44
2:P:266:GLU:HG3	2:P:267:LEU:HD23	1.99	0.44
1:A:17:ARG:CZ	1:A:47:ASP:HB2	2.46	0.44
1:A:114:LYS:C	1:A:115:LYS:HD2	2.38	0.44
1:A:121:PRO:HA	1:A:127:THR:HB	1.99	0.44
2:B:18(B):HIS:CE1	2:B:66:VAL:HG22	2.52	0.44
2:B:79:PRO:HB3	2:B:108:HIS:CE1	2.53	0.44
2:B:292:ILE:HD13	2:B:309:ALA:HB1	1.99	0.44
2:B:331:LYS:HE2	2:B:333:GLN:HE22	1.81	0.44
1:C:115:LYS:HG2	1:C:142:ASN:HA	1.99	0.44
1:C:118:ILE:HB	1:C:145:SER:HB2	2.00	0.44
2:D:13:ARG:HH21	2:D:43:LEU:HD12	1.82	0.44
2:D:57:VAL:HA	2:D:66:VAL:CB	2.47	0.44
2:D:84:TRP:HA	2:D:89:ILE:CG1	2.47	0.44
2:D:92:VAL:N	2:D:115:LYS:O	2.43	0.44
2:D:165:PHE:HD1	2:D:248:LYS:HZ1	1.63	0.44
2:D:192:ASP:O	2:D:194:ARG:N	2.51	0.44
1:Q:13:ARG:HD3	1:Q:43:LEU:O	2.18	0.44
1:Q:191:ARG:HH11	1:Q:193:LEU:H	1.65	0.44
2:R:45:LYS:NZ	2:R:52:THR:OG1	2.26	0.44
2:R:82:LEU:HB3	2:R:83:PRO:HD2	1.98	0.44
2:R:300:MET:HE1	2:P:224:LYS:O	2.17	0.44
1:O:4:ALA:HA	1:O:29:VAL:HG13	1.99	0.44
1:O:149:CYS:HB3	1:O:311:TYR:HE2	1.81	0.44
2:P:79:PRO:HB3	2:P:108:HIS:CE1	2.53	0.44
2:P:230:LEU:O	2:P:232:VAL:HG13	2.18	0.44
2:P:292:ILE:HD13	2:P:309:ALA:HB1	1.99	0.44
2:P:318:SER:O	2:P:322:VAL:HG23	2.18	0.44
1:A:6:ASN:HB2	1:A:84:TRP:CH2	2.51	0.44
1:A:128:TYR:CD2	1:A:144:ILE:HB	2.51	0.44
2:B:10:ARG:NE	2:B:10:ARG:HA	2.33	0.44
2:B:13:ARG:HH21	2:B:43:LEU:HD12	1.82	0.44
2:B:82:LEU:O	2:B:84:TRP:N	2.49	0.44
2:B:84:TRP:CH2	2:B:92:VAL:HG13	2.53	0.44
2:B:133:ASN:ND2	2:B:217:VAL:HG12	2.33	0.44
1:C:84:TRP:CH2	1:C:92:VAL:HG13	2.53	0.44
2:D:230:LEU:O	2:D:232:VAL:HG13	2.18	0.44
2:R:149:CYS:HA	2:R:152:ASN:HB3	1.99	0.44
2:R:183:ARG:HA	2:R:183:ARG:HD3	1.54	0.44
2:R:256:ASN:ND2	2:R:294:SER:HB3	2.32	0.44
1:A:18:CYS:SG	1:A:319:GLN:HA	2.57	0.44

*Continued on next page...*



*Continued from previous page...*

Atom-1	Atom-2	Interatomic distance (Å)	Clash overlap (Å)
2:B:56:ASP:O	2:B:67:ASP:N	2.37	0.44
2:B:105:ALA:HA	2:B:108:HIS:HD2	1.82	0.44
2:B:230:LEU:O	2:B:232:VAL:HG13	2.18	0.44
2:B:256:ASN:ND2	2:B:294:SER:HB3	2.32	0.44
1:C:30:VAL:N	1:C:72:LYS:O	2.51	0.44
1:C:244:VAL:O	1:C:304:MET:HA	2.18	0.44
1:C:272:ASP:HB2	1:C:288:PHE:CD1	2.52	0.44
2:D:289:SER:O	2:D:311:TYR:HB2	2.18	0.44
1:Q:304:MET:HE3	1:O:169:LYS:HE2	1.98	0.44
2:R:13:ARG:HH21	2:R:43:LEU:HD12	1.82	0.44
2:R:134:GLU:HA	2:R:137:TYR:HB3	1.98	0.44
2:R:201:LEU:HA	2:R:201:LEU:HD12	1.88	0.44
2:R:278:LEU:H	2:P:194:ARG:HH21	1.65	0.44
1:O:18(A):TRP:CD2	1:O:18(B):HIS:N	2.86	0.44
1:O:37:VAL:CG1	1:O:59:ILE:HG23	2.47	0.44
1:O:60(A):ASP:HB3	1:O:62:GLU:OE2	2.18	0.44
1:O:139:HIS:ND1	1:O:333:PRO:HD3	2.32	0.44
2:P:17:ARG:HH12	2:P:53:PHE:HA	1.81	0.44
1:A:11:ILE:HG22	3:A:401:NAD:O2A	2.16	0.44
1:A:114:LYS:HB3	1:A:332:TRP:HH2	1.82	0.44
1:A:148:SER:N	1:A:151:THR:OG1	2.51	0.44
1:A:150:THR:O	1:A:153:CYS:HB3	2.17	0.44
1:A:176:HIS:HB3	1:A:231:ARG:HA	1.99	0.44
2:B:29:VAL:HG21	2:B:83:PRO:HB2	2.00	0.44
2:B:82:LEU:HB3	2:B:83:PRO:HD2	1.98	0.44
2:B:242:LEU:O	2:B:307:VAL:HG22	2.17	0.44
1:C:182:GLN:HG3	1:C:195:ARG:HG2	2.00	0.44
1:C:314:GLU:O	1:C:318:SER:N	2.39	0.44
2:D:79:PRO:HB3	2:D:108:HIS:CE1	2.52	0.44
2:D:312:ASP:CB	2:D:316:GLY:H	2.31	0.44
1:Q:10:ARG:HE	2:P:185:LEU:CB	2.28	0.44
1:Q:45:LYS:HD2	1:Q:45:LYS:HA	1.68	0.44
2:R:151:THR:OG1	2:R:210:ALA:HA	2.17	0.44
2:R:289:SER:O	2:R:311:TYR:HB2	2.18	0.44
2:R:312:ASP:CB	2:R:316:GLY:H	2.31	0.44
1:O:79:PRO:HD2	1:O:107:LYS:HD2	1.99	0.44
1:O:83:PRO:HA	1:O:86:GLU:HB2	2.00	0.44
2:P:29:VAL:HG21	2:P:83:PRO:HB2	2.00	0.44
2:P:133:ASN:ND2	2:P:217:VAL:HG12	2.33	0.44
1:A:17:ARG:NH1	1:A:50:LEU:HB3	2.33	0.44
1:A:18(A):TRP:CZ3	1:A:69:LYS:HG2	2.52	0.44

*Continued on next page...*

*Continued from previous page...*

Atom-1	Atom-2	Interatomic distance (Å)	Clash overlap (Å)
1:A:62:GLU:O	1:A:72:LYS:HB3	2.18	0.44
1:A:275:ASP:OD1	1:A:294:SER:HB2	2.18	0.44
2:B:318:SER:O	2:B:322:VAL:HG23	2.18	0.44
1:C:146:ASN:ND2	1:C:324:LEU:HD22	2.31	0.44
1:C:283:PHE:CG	1:C:310:TRP:HB3	2.52	0.44
1:C:298:MET:O	1:C:306:LYS:HE2	2.17	0.44
2:D:33:THR:HA	2:D:75:SER:CA	2.46	0.44
2:D:101:ASP:HA	2:D:122(A):LYS:HB3	2.00	0.44
2:R:10:ARG:NE	2:R:10:ARG:HA	2.33	0.44
2:R:230:LEU:O	2:R:232:VAL:HG13	2.18	0.44
2:R:247:SER:OG	2:R:248:LYS:N	2.51	0.44
2:P:27:VAL:O	2:P:69:LYS:NZ	2.39	0.44
2:P:177:SER:OG	2:P:234:THR:O	2.23	0.44
2:P:276:GLU:CD	2:P:277:PRO:HD2	2.38	0.44
1:A:37:VAL:H	1:A:61:ASN:ND2	2.15	0.44
1:A:134:GLU:OE1	1:A:134:GLU:N	2.51	0.44
2:B:101:ASP:HA	2:B:122(A):LYS:HB3	2.00	0.44
1:C:212:LYS:HE2	1:C:212:LYS:HA	1.99	0.44
1:C:239:VAL:HB	1:C:310:TRP:CD2	2.53	0.44
1:C:314:GLU:HA	1:C:317:TYR:HB2	1.99	0.44
2:D:30:ILE:HG12	2:D:71:ILE:HG22	1.98	0.44
1:Q:38:LYS:NZ	2:P:193:LEU:HD21	2.33	0.44
1:Q:167:ILE:O	1:Q:224:LYS:NZ	2.40	0.44
2:R:41:SER:CB	2:R:59:THR:HG23	2.46	0.44
2:R:266:GLU:HG3	2:R:267:LEU:HD23	1.99	0.44
1:O:45:LYS:HA	1:O:53:PHE:CB	2.48	0.44
1:O:257:ASN:O	1:O:261:LYS:HG3	2.18	0.44
1:A:132:VAL:HG22	1:A:159:LYS:HD3	1.99	0.44
2:B:149:CYS:HA	2:B:152:ASN:HB3	1.99	0.44
2:B:247:SER:OG	2:B:248:LYS:N	2.50	0.44
1:C:11:ILE:HB	3:C:401:NAD:O7N	2.18	0.44
1:C:13:ARG:HA	1:C:16:LEU:HB2	1.99	0.44
1:C:17:ARG:HA	1:C:53:PHE:CE1	2.53	0.44
1:C:86:GLU:OE1	1:C:86:GLU:N	2.44	0.44
1:C:101:ASP:CG	1:C:104:GLY:HA3	2.38	0.44
3:C:401:NAD:H51N	3:C:401:NAD:C5B	2.43	0.44
2:D:58:LYS:HE2	2:D:67:ASP:H	1.82	0.44
1:Q:43:LEU:HD22	2:P:186:ASP:O	2.18	0.43
1:Q:277:PRO:HG2	1:O:193:LEU:HB2	2.01	0.43
2:R:58:LYS:HE2	2:R:58:LYS:HB3	1.47	0.43
2:R:84:TRP:CH2	2:R:92:VAL:HG13	2.53	0.43

*Continued on next page...*

*Continued from previous page...*

Atom-1	Atom-2	Interatomic distance (Å)	Clash overlap (Å)
2:R:84:TRP:HA	2:R:89:ILE:CG1	2.47	0.43
2:R:150:THR:OG1	2:R:151:THR:N	2.51	0.43
2:R:180:GLY:HA2	1:O:184:LEU:HD11	1.99	0.43
1:O:137:TYR:CE2	1:O:328:VAL:CG1	2.79	0.43
1:O:137:TYR:HD2	1:O:331:LYS:HB2	1.82	0.43
1:O:154:LEU:HD23	1:O:157:PHE:CZ	2.53	0.43
2:P:84:TRP:CH2	2:P:92:VAL:HG13	2.53	0.43
2:P:247:SER:OG	2:P:248:LYS:N	2.51	0.43
2:P:289:SER:O	2:P:311:TYR:HB2	2.18	0.43
1:A:100:VAL:HG23	1:A:122(A):LYS:NZ	2.33	0.43
1:A:310:TRP:CH2	1:C:203:ILE:HG23	2.53	0.43
2:B:150:THR:OG1	2:B:151:THR:N	2.51	0.43
2:B:197:ARG:HG3	2:D:279:VAL:HG12	2.00	0.43
1:C:254:ASP:HA	1:C:257:ASN:HD22	1.83	0.43
1:C:331:LYS:HB2	1:C:331:LYS:HE2	1.73	0.43
2:D:29:VAL:HG21	2:D:83:PRO:HB2	2.00	0.43
2:D:318:SER:O	2:D:322:VAL:HG23	2.18	0.43
1:Q:287:ASP:HA	1:Q:319:GLN:HG3	2.00	0.43
2:R:59:THR:HG22	2:R:61:ASP:O	2.19	0.43
1:O:348:PHE:O	1:O:352:ASN:N	2.39	0.43
2:P:105:ALA:HB1	2:P:116:VAL:HG11	2.00	0.43
2:P:150:THR:OG1	2:P:151:THR:N	2.52	0.43
2:P:267:LEU:HB3	2:P:271:LEU:CB	2.44	0.43
1:A:57:VAL:O	1:A:57:VAL:HG13	2.18	0.43
1:A:74:VAL:HG12	1:A:76:ASN:HB2	2.00	0.43
1:A:105:ALA:HA	1:A:108:HIS:HD2	1.80	0.43
1:A:152:ASN:HD22	1:A:320:ARG:HB3	1.83	0.43
2:B:59:THR:C	2:B:60(A):GLY:H	2.21	0.43
2:B:186:ASP:HA	2:B:197:ARG:HA	2.01	0.43
1:C:120:ALA:O	1:C:145:SER:OG	2.36	0.43
1:C:129:VAL:CG1	1:C:155:ALA:HB3	2.48	0.43
1:C:317:TYR:O	1:C:321:VAL:HG22	2.17	0.43
1:Q:121:PRO:HG3	1:Q:147:ALA:HB1	2.00	0.43
1:Q:171:THR:HG22	1:Q:243:VAL:O	2.18	0.43
1:Q:271:LEU:HA	1:Q:290:SER:HB3	1.99	0.43
1:Q:272:ASP:HB2	1:Q:288:PHE:CG	2.53	0.43
1:O:79:PRO:HG3	1:O:99:PHE:CD2	2.54	0.43
1:O:191:ARG:HD2	1:O:192:ASP:N	2.33	0.43
2:P:193:LEU:HD12	2:P:193:LEU:N	2.12	0.43
2:P:236:ASN:OD1	2:P:237:VAL:N	2.48	0.43
2:B:6:ASN:HB2	2:B:84:TRP:HZ2	1.84	0.43

*Continued on next page...*

*Continued from previous page...*

Atom-1	Atom-2	Interatomic distance (Å)	Clash overlap (Å)
2:B:84:TRP:HE3	2:B:89:ILE:HG13	1.84	0.43
2:B:327:ILE:O	2:B:331:LYS:HG3	2.19	0.43
1:C:92:VAL:HG11	1:C:108:HIS:CG	2.53	0.43
2:D:105:ALA:HB1	2:D:116:VAL:HG11	2.00	0.43
2:D:266:GLU:HG3	2:D:267:LEU:HD23	1.99	0.43
1:Q:96:THR:HG23	1:Q:97:GLY:N	2.33	0.43
2:R:11:ILE:HG13	3:R:401:NAD:O4D	2.18	0.43
2:R:120:ALA:N	3:R:401:NAD:O2D	2.52	0.43
1:O:98:VAL:HG21	3:O:401:NAD:N6A	2.34	0.43
1:O:242:LEU:HG	1:O:244:VAL:HG13	2.00	0.43
2:P:8:PHE:CZ	2:P:44:LEU:HD13	2.52	0.43
2:P:10:ARG:NE	2:P:10:ARG:HA	2.33	0.43
2:P:256:ASN:ND2	2:P:294:SER:HB3	2.33	0.43
1:A:114:LYS:O	1:A:115:LYS:HD2	2.18	0.43
1:A:139:HIS:HB2	1:A:331:LYS:HB3	2.00	0.43
1:A:159:LYS:HG3	1:A:220:GLN:NE2	2.34	0.43
1:A:196:ALA:HB1	2:D:43:LEU:HD11	2.00	0.43
1:C:252:ALA:HA	1:C:255:VAL:HB	2.00	0.43
2:D:10:ARG:HA	2:D:10:ARG:NE	2.33	0.43
1:Q:134:GLU:HG2	1:Q:135:LYS:HD3	2.00	0.43
1:Q:230:LEU:O	1:Q:232:VAL:N	2.52	0.43
1:Q:298:MET:O	1:Q:306:LYS:N	2.51	0.43
1:O:137:TYR:CD2	1:O:331:LYS:HE3	2.52	0.43
1:O:137:TYR:OH	1:O:328:VAL:CG1	2.65	0.43
2:P:60:ALA:HB2	2:P:65:SER:HB3	2.01	0.43
1:A:6:ASN:HD22	1:A:96:THR:HG22	1.83	0.43
1:A:152:ASN:ND2	1:A:320:ARG:HB3	2.33	0.43
1:A:154:LEU:HA	1:A:157:PHE:CE2	2.53	0.43
2:B:11:ILE:HG13	3:B:401:NAD:O4D	2.18	0.43
2:B:17:ARG:HG2	2:B:53:PHE:CD1	2.54	0.43
2:B:289:SER:O	2:B:311:TYR:HB2	2.18	0.43
1:C:3:VAL:O	1:C:27:VAL:HG13	2.19	0.43
1:C:84:TRP:CH2	1:C:92:VAL:HG22	2.52	0.43
1:C:199:ALA:HA	1:C:204:VAL:CG2	2.49	0.43
1:C:256:ASN:C	1:C:260:ARG:HE	2.17	0.43
2:D:133:ASN:ND2	2:D:217:VAL:HG12	2.33	0.43
1:Q:45:LYS:HB2	1:Q:57:VAL:HG11	2.01	0.43
1:Q:100:VAL:O	1:Q:122:ALA:HB1	2.18	0.43
1:Q:214:VAL:O	1:Q:218:LEU:HB2	2.19	0.43
2:R:6:ASN:O	2:R:95:GLY:N	2.51	0.43
1:O:16:LEU:HD23	1:O:18(A):TRP:NE1	2.33	0.43

*Continued on next page...*

Continued from previous page...

Atom-1	Atom-2	Interatomic distance (Å)	Clash overlap (Å)
2:P:6:ASN:O	2:P:95:GLY:N	2.51	0.43
2:P:20:ARG:NH1	2:P:323:ASP:OD1	2.52	0.43
2:P:101:ASP:HA	2:P:122(A):LYS:HB3	2.00	0.43
2:P:176:HIS:NE2	3:P:401:NAD:O7N	2.40	0.43
2:P:303:ASP:OD1	2:P:304:MET:HG2	2.19	0.43
1:A:58:LYS:N	1:A:65:SER:O	2.52	0.43
1:A:78:ASP:OD1	1:A:79:PRO:HD2	2.18	0.43
1:A:167:ILE:HG23	1:A:244:VAL:HG13	2.01	0.43
2:B:193:LEU:CG	1:C:38:LYS:NZ	2.82	0.43
1:C:11:ILE:HA	1:C:11:ILE:HD12	1.80	0.43
1:C:286:SER:C	1:C:315:TRP:HD1	2.20	0.43
1:C:328:VAL:HA	1:C:331:LYS:HB2	2.01	0.43
2:D:59:THR:HB	2:D:61:ASP:HA	2.00	0.43
2:D:84:TRP:CH2	2:D:92:VAL:HG13	2.53	0.43
1:Q:85:ALA:N	1:Q:112:GLY:HA3	2.34	0.43
2:R:29:VAL:HG21	2:R:83:PRO:HB2	2.00	0.43
1:O:1:LEU:HD12	1:O:91:ILE:HD11	2.01	0.43
1:O:77:ARG:NH2	3:O:401:NAD:O2B	2.49	0.43
1:O:129:VAL:HG11	1:O:155:ALA:HB1	2.00	0.43
1:O:208:THR:OG1	1:O:229:ALA:N	2.50	0.43
2:P:6:ASN:HB2	2:P:84:TRP:HZ2	1.84	0.43
1:A:28:VAL:O	1:A:72:LYS:HG3	2.18	0.43
2:B:193:LEU:CD2	1:C:38:LYS:NZ	2.44	0.43
2:B:267:LEU:HB3	2:B:271:LEU:CB	2.44	0.43
2:D:45:LYS:HA	2:D:45:LYS:HD2	1.84	0.43
2:D:82:LEU:O	2:D:84:TRP:N	2.49	0.43
2:D:84:TRP:HE3	2:D:89:ILE:HG13	1.84	0.43
2:D:150:THR:OG1	2:D:151:THR:N	2.51	0.43
1:Q:15:PHE:HD2	1:Q:321:VAL:HB	1.84	0.43
1:Q:156:PRO:HB3	1:Q:267:LEU:HD13	2.00	0.43
1:Q:243:VAL:HG11	1:O:171:THR:OG1	2.18	0.43
2:R:197:ARG:HG3	2:P:279:VAL:HG12	2.00	0.43
1:O:60(A):ASP:CG	1:O:61:ASN:H	2.22	0.43
2:P:242:LEU:O	2:P:307:VAL:HG22	2.17	0.43
1:A:65:SER:HA	1:A:69:LYS:C	2.39	0.43
1:A:202:ASN:CG	1:C:279:VAL:HG21	2.39	0.43
2:B:20:ARG:NH1	2:B:323:ASP:OD1	2.52	0.43
2:B:63:ALA:HB1	2:B:70:VAL:HG23	2.00	0.43
1:C:18:CYS:HB3	1:C:322:VAL:HG21	2.00	0.43
2:D:20:ARG:NH1	2:D:323:ASP:OD1	2.52	0.43
1:Q:7:GLY:H	1:Q:31:ASN:HB3	1.84	0.43

Continued on next page...

*Continued from previous page...*

Atom-1	Atom-2	Interatomic distance (Å)	Clash overlap (Å)
1:Q:221:LEU:HA	1:Q:224:LYS:HE2	2.00	0.43
1:Q:272:ASP:HB3	1:Q:291:THR:HG23	2.00	0.43
2:R:45:LYS:O	2:R:52:THR:OG1	2.26	0.43
2:R:194:ARG:NE	2:R:205:PRO:HD2	2.34	0.43
1:O:13:ARG:HD3	1:O:43:LEU:O	2.18	0.43
1:O:79:PRO:HD3	1:O:99:PHE:CE1	2.54	0.43
1:O:152:ASN:HD21	1:O:320:ARG:HB2	1.83	0.43
1:A:4:ALA:HB2	1:A:89:ILE:HG13	2.00	0.43
1:A:181:ASP:O	1:A:195:ARG:HB3	2.19	0.43
2:B:183:ARG:HD3	2:B:183:ARG:HA	1.59	0.43
1:C:38:LYS:HE2	1:C:38:LYS:HB2	1.34	0.43
1:C:72:LYS:HE3	1:C:72:LYS:HB3	1.81	0.43
2:D:17:ARG:HG2	2:D:53:PHE:CD1	2.54	0.43
2:D:153:CYS:HA	2:D:290:SER:HB2	2.01	0.43
2:D:292:ILE:HD13	2:D:309:ALA:HB1	1.99	0.43
1:Q:77:ARG:CZ	3:Q:401:NAD:N3A	2.82	0.43
1:Q:212:LYS:NZ	1:Q:223:GLY:H	2.17	0.43
2:R:154:LEU:HD12	2:R:155:ALA:N	2.34	0.43
2:R:282:ASP:OD2	2:P:197:ARG:NH2	2.52	0.43
2:R:292:ILE:HD13	2:R:309:ALA:HB1	1.99	0.43
2:R:327:ILE:O	2:R:331:LYS:HG3	2.18	0.43
1:O:37:VAL:HG22	1:O:64:PHE:HD2	1.84	0.43
1:O:183:ARG:CZ	1:C:357:GLU:HA	2.48	0.43
1:A:261:LYS:HE3	1:A:261:LYS:HB3	1.92	0.43
1:A:329:ALA:HA	1:A:332:TRP:CD1	2.53	0.43
1:C:78:ASP:H	1:C:81:LYS:NZ	2.16	0.43
2:D:267:LEU:HB3	2:D:271:LEU:CB	2.44	0.43
2:D:289:SER:HB3	2:D:320:ARG:CD	2.49	0.43
1:Q:32:ASP:O	1:Q:75:SER:HA	2.19	0.42
1:Q:151:THR:HA	1:Q:214:VAL:HG12	2.01	0.42
1:Q:184:LEU:HD21	2:P:178:TYR:CE2	2.53	0.42
2:R:6:ASN:HB2	2:R:84:TRP:HZ2	1.84	0.42
2:R:66:VAL:O	2:R:67:ASP:C	2.57	0.42
2:R:128:TYR:CD2	2:R:144:ILE:HB	2.50	0.42
1:O:18(B):HIS:CE1	1:O:67:ASP:HB2	2.49	0.42
1:O:65:SER:HB2	1:O:68:GLY:HA2	2.01	0.42
1:O:84:TRP:CE3	1:O:108:HIS:HA	2.54	0.42
2:P:30:ILE:HB	2:P:73:VAL:HB	2.01	0.42
2:P:153:CYS:HA	2:P:290:SER:HB2	2.01	0.42
2:P:327:ILE:O	2:P:331:LYS:HG3	2.19	0.42
1:A:10:ARG:NH2	1:A:14:ASN:OD1	2.52	0.42

*Continued on next page...*

*Continued from previous page...*

Atom-1	Atom-2	Interatomic distance (Å)	Clash overlap (Å)
1:A:45:LYS:O	1:A:52:THR:HA	2.18	0.42
1:A:85:ALA:N	1:A:112:GLY:HA3	2.34	0.42
2:B:59:THR:CA	2:B:64:ILE:HA	2.38	0.42
2:B:120:ALA:N	3:B:401:NAD:O2D	2.52	0.42
2:B:153:CYS:HA	2:B:290:SER:HB2	2.01	0.42
1:C:13:ARG:HD3	1:C:43:LEU:O	2.19	0.42
1:C:134:GLU:HB2	1:C:135:LYS:HE2	2.00	0.42
2:D:129:VAL:HG12	2:D:217:VAL:HG11	2.00	0.42
1:Q:3:VAL:HG22	1:Q:25:LEU:HD12	1.99	0.42
1:Q:65:SER:HA	1:Q:69:LYS:O	2.19	0.42
1:Q:126:PRO:O	1:Q:128:TYR:N	2.45	0.42
1:Q:130:VAL:O	1:Q:156:PRO:HG3	2.19	0.42
1:Q:135:LYS:C	1:Q:137:TYR:H	2.23	0.42
2:R:33:THR:H	3:R:401:NAD:C2A	2.32	0.42
1:O:6:ASN:HA	1:O:31:ASN:ND2	2.34	0.42
1:O:121:PRO:CD	1:O:148:SER:HB3	2.49	0.42
2:P:11:ILE:HG13	3:P:401:NAD:O4D	2.18	0.42
2:P:154:LEU:HD12	2:P:155:ALA:N	2.34	0.42
2:P:312:ASP:CB	2:P:316:GLY:H	2.31	0.42
1:A:28:VAL:HA	1:A:70:PRO:O	2.20	0.42
1:A:45:LYS:HA	1:A:53:PHE:HB2	2.00	0.42
1:A:300:MET:HE2	1:C:225:LEU:N	2.34	0.42
1:C:16:LEU:HA	1:C:18(A):TRP:NE1	2.34	0.42
1:C:17:ARG:HE	1:C:50:LEU:HD12	1.84	0.42
1:C:33:SER:H	1:C:77:ARG:HH12	1.67	0.42
1:C:118:ILE:O	1:C:145:SER:OG	2.28	0.42
1:C:156:PRO:HG2	1:C:270:VAL:HG11	2.00	0.42
1:C:250:VAL:HB	1:C:254:ASP:OD1	2.19	0.42
1:C:310:TRP:O	1:C:311:TYR:HB3	2.19	0.42
2:D:154:LEU:HD12	2:D:155:ALA:N	2.34	0.42
1:Q:11:ILE:HG12	1:Q:119:THR:OG1	2.20	0.42
1:Q:83:PRO:HG2	1:Q:86:GLU:OE1	2.19	0.42
1:Q:267:LEU:HB3	1:Q:270:VAL:HB	2.02	0.42
2:R:45:LYS:HE2	2:R:56:ASP:CA	2.47	0.42
1:O:128:TYR:HB2	1:O:324:LEU:HD11	2.01	0.42
1:O:167:ILE:HG22	1:O:169:LYS:N	2.35	0.42
1:O:194:ARG:HH11	1:O:205:PRO:HD2	1.84	0.42
1:O:292:ILE:HD12	1:O:307:VAL:CG2	2.49	0.42
2:P:84:TRP:HE3	2:P:89:ILE:HG13	1.84	0.42
2:P:120:ALA:N	3:P:401:NAD:O2D	2.52	0.42
1:A:251:THR:HG22	1:A:252:ALA:N	2.35	0.42

*Continued on next page...*



*Continued from previous page...*

Atom-1	Atom-2	Interatomic distance (Å)	Clash overlap (Å)
2:B:272:SER:HB3	2:B:288:VAL:HG11	2.02	0.42
2:B:281:ILE:HD11	2:D:197:ARG:HE	1.84	0.42
2:B:287:ASP:OD1	2:B:315:TRP:NE1	2.47	0.42
2:B:303:ASP:OD1	2:B:304:MET:HG2	2.19	0.42
1:C:6:ASN:HD22	1:C:94:GLU:HG2	1.82	0.42
2:D:2:LYS:N	2:D:90:ASP:OD2	2.48	0.42
2:D:327:ILE:O	2:D:331:LYS:HG3	2.19	0.42
1:Q:38:LYS:CE	2:P:193:LEU:CD2	2.88	0.42
1:Q:100:VAL:HG12	1:Q:118:ILE:CG2	2.49	0.42
1:Q:197:ARG:NH2	1:O:282:ASP:OD1	2.52	0.42
1:Q:270:VAL:HA	1:Q:289:SER:H	1.84	0.42
2:R:17:ARG:HG2	2:R:53:PHE:HE1	1.79	0.42
2:R:20:ARG:NH1	2:R:323:ASP:OD1	2.52	0.42
2:R:153:CYS:HA	2:R:290:SER:HB2	2.01	0.42
2:R:272:SER:HB3	2:R:288:VAL:HG11	2.01	0.42
1:O:257:ASN:HA	1:O:260:ARG:HH21	1.84	0.42
2:P:206:THR:HG23	2:P:229:ALA:HB3	2.02	0.42
1:A:194:ARG:HH22	1:C:296:LEU:HD21	1.85	0.42
2:B:33:THR:H	3:B:401:NAD:C2A	2.32	0.42
2:B:289:SER:HB3	2:B:320:ARG:CD	2.49	0.42
1:C:44:LEU:O	1:C:53:PHE:HB2	2.19	0.42
1:C:69:LYS:O	1:C:71:ILE:HG13	2.20	0.42
1:C:270:VAL:O	1:C:288:PHE:HB3	2.19	0.42
2:D:18(A):TRP:HE1	2:D:23:SER:HG	1.43	0.42
2:D:120:ALA:N	3:D:401:NAD:O2D	2.52	0.42
2:D:206:THR:HG23	2:D:229:ALA:HB3	2.02	0.42
1:Q:1:LEU:HD12	1:Q:90:ASP:HB2	2.01	0.42
1:Q:30:VAL:O	1:Q:74:VAL:N	2.39	0.42
1:Q:162:ASP:OD2	1:Q:224:LYS:NZ	2.47	0.42
2:R:17:ARG:HG2	2:R:53:PHE:CD1	2.54	0.42
2:R:39:GLN:HA	1:O:193:LEU:HD11	2.01	0.42
2:R:64:ILE:O	2:R:71:ILE:N	2.52	0.42
2:R:101:ASP:HA	2:R:122(A):LYS:HB3	2.00	0.42
1:O:178:TYR:HA	1:O:231:ARG:CD	2.49	0.42
1:O:244:VAL:O	1:O:304:MET:HA	2.19	0.42
1:O:287:ASP:N	1:O:315:TRP:HE1	2.16	0.42
2:P:17:ARG:HG2	2:P:53:PHE:CD1	2.54	0.42
2:P:60:ALA:HB3	2:P:63:ALA:HB1	2.01	0.42
1:A:11:ILE:HB	3:A:401:NAD:C7N	2.49	0.42
1:A:253:GLU:OE2	1:A:257:ASN:ND2	2.50	0.42
1:C:252:ALA:O	1:C:256:ASN:ND2	2.53	0.42

*Continued on next page...*

*Continued from previous page...*

Atom-1	Atom-2	Interatomic distance (Å)	Clash overlap (Å)
2:D:58:LYS:CE	2:D:67:ASP:N	2.83	0.42
2:D:116:VAL:HB	2:D:143:ILE:HA	2.02	0.42
2:D:288:VAL:HA	2:D:320:ARG:NH1	2.35	0.42
1:Q:74:VAL:HG11	1:Q:82:LEU:HA	2.01	0.42
1:Q:96:THR:OG1	1:Q:98:VAL:HG12	2.19	0.42
1:Q:156:PRO:O	1:Q:160:VAL:HG23	2.19	0.42
1:Q:218:LEU:HB3	1:Q:221:LEU:HD23	2.01	0.42
2:R:84:TRP:HE3	2:R:89:ILE:HG13	1.84	0.42
2:R:109:LEU:HD21	2:R:116:VAL:HG23	2.01	0.42
2:R:115:LYS:HA	2:R:142:THR:OG1	2.19	0.42
1:O:8:PHE:O	1:O:8:PHE:CG	2.73	0.42
1:O:10:ARG:HA	1:O:10:ARG:HD2	1.70	0.42
1:O:153:CYS:SG	1:O:311:TYR:HB3	2.60	0.42
1:O:172:MET:HG2	1:O:241:ASP:O	2.19	0.42
2:P:33:THR:H	3:P:401:NAD:C2A	2.32	0.42
2:P:129:VAL:HG12	2:P:217:VAL:HG11	2.00	0.42
2:P:169:LYS:NZ	2:P:245:GLN:OE1	2.38	0.42
2:P:289:SER:HB3	2:P:320:ARG:CD	2.49	0.42
1:A:7:GLY:O	1:A:95:GLY:HA3	2.20	0.42
1:A:63:THR:HG23	1:A:72:LYS:HG2	2.00	0.42
1:A:243:VAL:HG21	1:C:243:VAL:HG21	2.01	0.42
1:A:306:LYS:HZ3	1:C:171:THR:C	2.23	0.42
2:B:2:LYS:N	2:B:90:ASP:OD2	2.48	0.42
2:B:154:LEU:HD12	2:B:155:ALA:N	2.34	0.42
1:C:24:PRO:HB2	1:C:329:ALA:HB1	2.00	0.42
1:C:135:LYS:HD3	1:C:135:LYS:HA	1.77	0.42
1:C:345:LEU:O	1:C:349:CYS:CB	2.68	0.42
2:D:6:ASN:HB2	2:D:84:TRP:HZ2	1.84	0.42
2:D:33:THR:H	3:D:401:NAD:C2A	2.32	0.42
2:D:272:SER:HB3	2:D:288:VAL:HG11	2.02	0.42
1:Q:100:VAL:HG23	1:Q:122(A):LYS:H	1.85	0.42
2:R:30:ILE:HB	2:R:73:VAL:HB	2.02	0.42
2:R:105:ALA:HB1	2:R:116:VAL:HG11	2.00	0.42
2:R:204:VAL:HG12	2:R:206:THR:HB	2.02	0.42
1:O:105:ALA:HA	1:O:108:HIS:CD2	2.54	0.42
2:P:60(A):GLY:O	2:P:61:ASP:C	2.58	0.42
2:P:102:ARG:HE	2:P:125:ILE:HG12	1.85	0.42
2:P:190:HIS:ND1	2:P:191:ARG:N	2.68	0.42
2:P:288:VAL:HA	2:P:320:ARG:NH1	2.35	0.42
2:B:28:VAL:C	2:B:71:ILE:HA	2.40	0.42
2:B:121:PRO:HD3	2:B:148:SER:HB3	2.02	0.42

*Continued on next page...*

*Continued from previous page...*

Atom-1	Atom-2	Interatomic distance (Å)	Clash overlap (Å)
1:C:120:ALA:HB1	1:C:121:PRO:HD2	2.02	0.42
2:D:58:LYS:NZ	2:D:68:GLY:H	2.18	0.42
2:D:193:LEU:HD12	2:D:193:LEU:N	2.12	0.42
1:Q:0:LYS:HE3	1:Q:329:ALA:HB1	2.02	0.42
1:Q:18:CYS:SG	1:Q:319:GLN:HG2	2.59	0.42
1:Q:94:GLU:O	1:Q:119:THR:HG22	2.20	0.42
1:Q:293:ASP:HB2	1:Q:310:TRP:CD1	2.54	0.42
2:R:2:LYS:N	2:R:90:ASP:OD2	2.48	0.42
2:R:121:PRO:HD3	2:R:148:SER:HB3	2.01	0.42
2:R:289:SER:HB3	2:R:320:ARG:CD	2.49	0.42
1:O:95:GLY:HA2	3:O:401:NAD:H51N	2.01	0.42
2:P:109:LEU:HD21	2:P:116:VAL:HG23	2.01	0.42
2:P:272:SER:HB3	2:P:288:VAL:HG11	2.02	0.42
2:P:279:VAL:HG22	2:P:280:SER:N	2.35	0.42
1:A:153:CYS:SG	1:A:290:SER:HB2	2.60	0.42
1:A:168:VAL:HB	1:A:245:ASN:CG	2.40	0.42
1:A:168:VAL:HB	1:A:245:ASN:OD1	2.20	0.42
1:A:263:ALA:CB	1:A:273:VAL:HG13	2.45	0.42
1:A:281:VAL:HG23	1:C:202:ASN:ND2	2.30	0.42
2:B:6:ASN:O	2:B:95:GLY:N	2.51	0.42
2:B:30:ILE:HB	2:B:73:VAL:HB	2.01	0.42
2:B:105:ALA:HB1	2:B:116:VAL:HG11	2.00	0.42
2:B:115:LYS:HA	2:B:142:THR:OG1	2.19	0.42
2:B:201:LEU:HD21	2:D:235:PRO:HD3	2.01	0.42
1:C:1:LEU:HD13	1:C:1:LEU:HA	1.84	0.42
1:C:273:VAL:HG12	1:C:294:SER:OG	2.20	0.42
2:D:28:VAL:C	2:D:71:ILE:HA	2.40	0.42
2:D:54:ASP:O	2:D:55:ALA:HB2	2.20	0.42
2:D:303:ASP:OD1	2:D:304:MET:HG2	2.19	0.42
1:Q:129:VAL:N	1:Q:133:ASN:OD1	2.38	0.42
1:Q:174:THR:CG2	1:Q:229:ALA:HA	2.49	0.42
1:Q:197:ARG:HH22	2:P:46:TYR:HB3	1.84	0.42
1:Q:260:ARG:CG	1:Q:273:VAL:HG21	2.49	0.42
1:Q:281:VAL:HB	1:O:197:ARG:NH2	2.35	0.42
1:Q:312:ASP:OD1	1:Q:316:GLY:N	2.45	0.42
2:R:60:ALA:HB3	2:R:64:ILE:HA	2.02	0.42
2:R:129:VAL:HG12	2:R:217:VAL:HG11	2.00	0.42
1:O:267:LEU:O	1:O:271:LEU:HB3	2.20	0.42
1:A:92:VAL:HB	1:A:116:VAL:HG13	2.01	0.42
1:A:119:THR:HG1	1:A:317:TYR:HE2	1.68	0.42
2:B:116:VAL:HB	2:B:143:ILE:HA	2.02	0.42

*Continued on next page...*

*Continued from previous page...*

Atom-1	Atom-2	Interatomic distance (Å)	Clash overlap (Å)
2:B:288:VAL:HA	2:B:320:ARG:NH1	2.35	0.42
1:C:129:VAL:HG13	1:C:156:PRO:HD3	2.02	0.42
1:C:149:CYS:SG	1:C:176:HIS:CE1	3.13	0.42
1:C:161:LEU:HD13	1:C:242:LEU:HD23	2.01	0.42
1:C:239:VAL:HB	1:C:310:TRP:CE3	2.55	0.42
1:C:305:VAL:C	1:C:306:LYS:HD3	2.40	0.42
1:Q:272:ASP:HB2	1:Q:288:PHE:CD1	2.55	0.42
2:R:6:ASN:N	2:R:93:ILE:O	2.46	0.42
2:R:62:SER:O	2:R:73:VAL:HG12	2.20	0.42
2:R:76:ASP:OD1	2:R:77:ARG:N	2.53	0.42
2:R:89:ILE:HD13	2:R:89:ILE:HA	1.86	0.42
2:R:201:LEU:HD21	2:P:235:PRO:HD3	2.01	0.42
2:R:303:ASP:OD1	2:R:304:MET:HG2	2.19	0.42
2:P:76:ASP:OD1	2:P:77:ARG:N	2.53	0.42
1:A:94:GLU:C	1:A:96:THR:H	2.23	0.42
1:A:197:ARG:HH12	1:C:278:LEU:HA	1.85	0.42
2:B:39:GLN:HB3	1:C:188:SER:HB2	2.01	0.42
2:B:45:LYS:HA	2:B:45:LYS:HD2	1.84	0.42
2:B:279:VAL:HG22	2:B:280:SER:N	2.35	0.42
1:C:148:SER:N	1:C:151:THR:OG1	2.50	0.42
1:C:252:ALA:N	1:C:299:VAL:HG23	2.35	0.42
2:D:58:LYS:O	2:D:59:THR:C	2.58	0.42
2:D:109:LEU:HD21	2:D:116:VAL:HG23	2.01	0.42
2:D:115:LYS:HA	2:D:142:THR:OG1	2.19	0.42
1:Q:65:SER:HA	1:Q:70:PRO:HA	2.02	0.41
2:R:21:LYS:HA	2:R:21:LYS:HD3	1.89	0.41
2:R:90:ASP:O	2:R:115:LYS:N	2.51	0.41
2:R:296:LEU:HB2	2:R:308:ILE:HG13	2.02	0.41
1:O:65:SER:HB2	1:O:68:GLY:CA	2.49	0.41
1:O:168:VAL:HB	1:O:245:ASN:CG	2.40	0.41
2:P:90:ASP:O	2:P:115:LYS:N	2.50	0.41
2:P:296:LEU:HB2	2:P:308:ILE:HG13	2.02	0.41
1:A:165:LEU:HD22	1:A:255:VAL:HG22	2.01	0.41
2:B:129:VAL:HG12	2:B:217:VAL:HG11	2.00	0.41
2:B:193:LEU:HD12	2:B:193:LEU:N	2.12	0.41
2:B:296:LEU:HB2	2:B:308:ILE:HG13	2.02	0.41
2:B:331:LYS:HB2	2:B:333:GLN:NE2	2.35	0.41
1:C:165:LEU:HD13	1:C:255:VAL:HG22	2.02	0.41
1:C:270:VAL:CG1	1:C:320:ARG:HD2	2.49	0.41
2:D:127:THR:HG23	2:D:217:VAL:CG1	2.50	0.41
2:D:194:ARG:CD	2:D:205:PRO:HD2	2.37	0.41

*Continued on next page...*

*Continued from previous page...*

Atom-1	Atom-2	Interatomic distance (Å)	Clash overlap (Å)
2:D:279:VAL:HG22	2:D:280:SER:N	2.35	0.41
1:Q:5:ILE:O	1:Q:31:ASN:N	2.34	0.41
1:Q:9:GLY:CA	3:Q:401:NAD:H4B	2.47	0.41
1:Q:31:ASN:OD1	1:Q:82:LEU:HB2	2.20	0.41
1:Q:38:LYS:HZ1	2:P:193:LEU:CG	2.27	0.41
1:Q:104:GLY:HA2	1:Q:107:LYS:NZ	2.36	0.41
3:Q:401:NAD:O1N	3:Q:401:NAD:N7N	2.52	0.41
1:O:10:ARG:O	1:O:14:ASN:ND2	2.53	0.41
1:O:11:ILE:HG22	3:O:401:NAD:O1N	2.20	0.41
1:O:85:ALA:N	1:O:112:GLY:HA3	2.35	0.41
1:O:222:LYS:HD3	1:O:222:LYS:HA	1.90	0.41
1:O:291:THR:O	1:O:309:ALA:HA	2.20	0.41
2:P:5:ILE:H	2:P:30:ILE:HA	1.85	0.41
2:P:21:LYS:HA	2:P:21:LYS:HD3	1.89	0.41
2:P:121:PRO:HD3	2:P:148:SER:HB3	2.01	0.41
1:A:60:ILE:CG1	1:A:65:SER:H	2.32	0.41
1:A:272:ASP:HB2	1:A:288:PHE:CD2	2.55	0.41
1:A:304:MET:CG	1:C:169:LYS:HG3	2.50	0.41
2:B:58:LYS:O	2:B:65:SER:N	2.52	0.41
1:C:1:LEU:HD23	1:C:24:PRO:HB2	2.02	0.41
1:C:168:VAL:HB	1:C:245:ASN:OD1	2.20	0.41
2:D:11:ILE:HG13	3:D:401:NAD:O4D	2.18	0.41
2:D:30:ILE:HB	2:D:73:VAL:HB	2.01	0.41
2:D:82:LEU:HB2	2:D:84:TRP:CD1	2.56	0.41
2:D:204:VAL:HG12	2:D:206:THR:HB	2.02	0.41
1:Q:139:HIS:CD2	1:Q:332:TRP:HA	2.55	0.41
1:Q:242:LEU:HB3	1:Q:307:VAL:HG12	2.03	0.41
2:R:45:LYS:HA	2:R:45:LYS:HD2	1.84	0.41
2:R:281:ILE:HD11	2:P:197:ARG:HE	1.85	0.41
1:O:40:ALA:O	1:O:44:LEU:CB	2.53	0.41
1:O:137:TYR:HB3	1:O:331:LYS:NZ	2.35	0.41
1:O:183:ARG:NH2	1:C:357:GLU:HA	2.35	0.41
1:O:190:HIS:ND1	1:C:358:CYS:O	2.53	0.41
2:P:116:VAL:HB	2:P:143:ILE:HA	2.02	0.41
2:P:162:ASP:O	2:P:166:GLY:HA2	2.20	0.41
1:A:28:VAL:O	1:A:71:ILE:HA	2.19	0.41
1:A:49:ILE:HG13	1:A:50:LEU:N	2.35	0.41
1:A:153:CYS:O	1:A:156:PRO:HD2	2.20	0.41
2:B:66:VAL:O	2:B:69:LYS:N	2.47	0.41
1:C:134:GLU:CD	1:C:134:GLU:H	2.24	0.41
1:Q:45:LYS:O	1:Q:52:THR:HA	2.19	0.41

*Continued on next page...*

Continued from previous page...

Atom-1	Atom-2	Interatomic distance (Å)	Clash overlap (Å)
1:Q:55:ALA:HB1	1:Q:67:ASP:OD2	2.20	0.41
1:Q:174:THR:CB	1:Q:240:VAL:HG12	2.50	0.41
1:Q:178:TYR:CE2	2:P:184:LEU:HD11	2.55	0.41
2:R:173:THR:HG1	2:P:306:LYS:HZ2	1.60	0.41
2:R:206:THR:HG23	2:R:229:ALA:HB3	2.02	0.41
2:R:288:VAL:HA	2:R:320:ARG:NH1	2.35	0.41
1:O:251:THR:O	1:O:253:GLU:N	2.53	0.41
1:O:260:ARG:HA	1:O:263:ALA:HB3	2.01	0.41
1:O:285:CYS:HA	1:O:315:TRP:CG	2.55	0.41
1:A:8:PHE:HZ	1:A:44:LEU:HB2	1.80	0.41
1:A:66:ILE:N	1:A:69:LYS:H	2.16	0.41
1:A:121:PRO:HD3	1:A:148:SER:H	1.85	0.41
1:A:132:VAL:HG13	1:A:159:LYS:HD3	2.01	0.41
1:A:287:ASP:CA	1:A:319:GLN:HG3	2.50	0.41
2:B:82:LEU:HB2	2:B:84:TRP:CD1	2.55	0.41
2:B:102:ARG:HE	2:B:125:ILE:HG12	1.85	0.41
2:B:109:LEU:HD21	2:B:116:VAL:HG23	2.01	0.41
2:B:204:VAL:HG12	2:B:206:THR:HB	2.02	0.41
2:B:206:THR:N	2:B:229:ALA:O	2.41	0.41
1:C:225:LEU:HD12	1:C:225:LEU:HA	1.67	0.41
1:C:263:ALA:C	1:C:268:LYS:HE2	2.41	0.41
1:C:268:LYS:HD3	1:C:288:PHE:CE1	2.44	0.41
2:D:5:ILE:H	2:D:30:ILE:HA	1.85	0.41
2:D:21:LYS:HA	2:D:21:LYS:HD3	1.89	0.41
1:Q:53:PHE:HE1	1:Q:54:LYS:HZ3	1.68	0.41
1:Q:176:HIS:O	1:Q:232:VAL:N	2.41	0.41
2:R:102:ARG:HE	2:R:125:ILE:HG12	1.85	0.41
1:O:8:PHE:N	1:O:32:ASP:HB2	2.35	0.41
1:O:20:ARG:HB3	1:O:23:SER:HB3	2.01	0.41
1:O:84:TRP:HE3	1:O:111:ALA:HB3	1.86	0.41
1:O:84:TRP:C	1:O:112:GLY:HA3	2.41	0.41
1:O:182:GLN:HE22	1:O:231:ARG:NE	2.18	0.41
2:P:28:VAL:C	2:P:71:ILE:HA	2.41	0.41
1:A:5:ILE:HG12	1:A:93:ILE:HB	2.02	0.41
1:A:174:THR:CG2	1:A:229:ALA:HA	2.50	0.41
1:A:274:CYS:SG	1:A:293:ASP:HA	2.60	0.41
1:C:102:GLY:HA2	1:C:143:ILE:HG21	2.01	0.41
1:C:138:GLY:H	1:C:140:VAL:CB	2.02	0.41
1:C:178:TYR:HA	1:C:231:ARG:HH11	1.84	0.41
1:C:239:VAL:HG23	1:C:310:TRP:HA	2.02	0.41
2:D:63:ALA:HB1	2:D:70:VAL:HG23	2.02	0.41

Continued on next page...

*Continued from previous page...*

Atom-1	Atom-2	Interatomic distance (Å)	Clash overlap (Å)
2:D:167:ILE:CG2	2:D:244:VAL:HB	2.51	0.41
2:D:296:LEU:HB2	2:D:308:ILE:HG13	2.02	0.41
1:Q:11:ILE:HB	3:Q:401:NAD:N7N	2.35	0.41
1:Q:18(A):TRP:CH2	1:Q:69:LYS:HG3	2.51	0.41
2:R:5:ILE:H	2:R:30:ILE:HA	1.85	0.41
2:R:116:VAL:HB	2:R:143:ILE:HA	2.02	0.41
2:R:162:ASP:O	2:R:166:GLY:HA2	2.20	0.41
1:O:246:ILE:HG22	1:O:248:LYS:N	2.33	0.41
2:P:115:LYS:HA	2:P:142:THR:OG1	2.19	0.41
2:P:204:VAL:HG12	2:P:206:THR:HB	2.02	0.41
1:A:5:ILE:HD13	1:A:12:GLY:HA2	2.03	0.41
1:A:155:ALA:HB3	1:A:156:PRO:HD3	2.02	0.41
1:A:170:GLY:O	1:C:300:MET:HE3	2.21	0.41
1:A:184:LEU:HD21	2:D:178:TYR:CE2	2.55	0.41
2:B:0:LYS:N	2:B:24:PRO:O	2.34	0.41
2:B:39:GLN:HG2	1:C:193:LEU:HD21	2.02	0.41
1:C:32:ASP:OD1	3:C:401:NAD:H1B	2.21	0.41
1:C:114:LYS:HB2	1:C:332:TRP:CH2	2.55	0.41
1:C:117:ILE:HA	1:C:144:ILE:O	2.20	0.41
1:C:137:TYR:HD1	1:C:331:LYS:HE3	1.86	0.41
1:C:139:HIS:ND1	1:C:332:TRP:HA	2.35	0.41
1:C:150:THR:O	1:C:153:CYS:HB3	2.21	0.41
2:D:236:ASN:OD1	2:D:237:VAL:N	2.48	0.41
1:Q:2:LYS:HB2	1:Q:89:ILE:HA	2.02	0.41
1:Q:101:ASP:HB3	1:Q:122(A):LYS:HG3	2.03	0.41
1:Q:264:ALA:HA	1:Q:268:LYS:HB2	2.02	0.41
1:Q:270:VAL:HG13	1:Q:289:SER:CB	2.51	0.41
1:Q:270:VAL:HG12	1:Q:271:LEU:HD23	2.03	0.41
2:R:167:ILE:CG2	2:R:244:VAL:HB	2.51	0.41
2:P:58:LYS:HB3	2:P:65:SER:O	2.20	0.41
1:A:28:VAL:HG23	1:A:29:VAL:HG23	2.01	0.41
1:A:65:SER:HA	1:A:70:PRO:HA	2.03	0.41
1:A:190:HIS:CD2	1:A:192:ASP:H	2.38	0.41
2:B:127:THR:HA	2:B:145:SER:OG	2.21	0.41
1:C:1:LEU:HD13	1:C:90:ASP:OD2	2.20	0.41
1:C:31:ASN:OD1	1:C:82:LEU:HD21	2.21	0.41
2:D:38:LYS:HB3	2:D:61:ASP:HB3	2.02	0.41
2:D:76:ASP:OD1	2:D:77:ARG:N	2.53	0.41
1:Q:46:TYR:CE2	2:R:276:GLU:HG2	2.56	0.41
1:Q:115:LYS:HE3	1:Q:142:ASN:ND2	2.36	0.41
2:R:127:THR:HG23	2:R:217:VAL:CG1	2.50	0.41

*Continued on next page...*



Continued from previous page...

Atom-1	Atom-2	Interatomic distance (Å)	Clash overlap (Å)
1:O:11:ILE:HB	3:O:401:NAD:C7N	2.51	0.41
1:O:58:LYS:O	1:O:65:SER:N	2.54	0.41
1:O:167:ILE:HG21	1:O:224:LYS:O	2.20	0.41
1:O:203:ILE:HD11	1:O:230:LEU:HB3	2.02	0.41
2:P:127:THR:O	2:P:133:ASN:ND2	2.46	0.41
1:A:18:CYS:HB2	1:A:318:SER:OG	2.20	0.41
1:A:174:THR:OG1	1:A:311:TYR:OH	2.16	0.41
1:A:276:ILE:O	1:A:278:LEU:HG	2.20	0.41
2:B:190:HIS:ND1	2:B:191:ARG:N	2.68	0.41
1:C:49:ILE:HA	1:C:284:ARG:NH2	2.32	0.41
1:C:118:ILE:H	1:C:145:SER:HA	1.85	0.41
1:C:142:ASN:OD1	1:C:143:ILE:HD12	2.20	0.41
1:C:323:ASP:O	1:C:327:LEU:HG	2.19	0.41
1:Q:39:SER:O	1:Q:43:LEU:HG	2.21	0.41
1:Q:152:ASN:ND2	1:Q:320:ARG:HB3	2.36	0.41
1:Q:320:ARG:HG2	1:Q:320:ARG:H	1.69	0.41
2:R:28:VAL:C	2:R:71:ILE:HA	2.40	0.41
2:R:279:VAL:HG22	2:R:280:SER:N	2.35	0.41
1:O:10:ARG:HA	1:O:13:ARG:HG2	2.03	0.41
1:O:98:VAL:HG23	1:O:99:PHE:CD2	2.55	0.41
1:O:254:ASP:OD1	1:O:255:VAL:N	2.53	0.41
2:P:156:PRO:HB2	2:P:267:LEU:HD22	2.03	0.41
2:P:251:PHE:CE2	2:P:253:GLU:HB3	2.56	0.41
2:P:287:ASP:OD1	2:P:315:TRP:NE1	2.47	0.41
1:A:105:ALA:HA	1:A:108:HIS:HB2	2.03	0.41
1:A:240:VAL:HG13	1:A:311:TYR:HE1	1.84	0.41
2:B:156:PRO:HB2	2:B:267:LEU:HD22	2.03	0.41
2:B:162:ASP:O	2:B:166:GLY:HA2	2.20	0.41
2:B:194:ARG:NH2	2:D:277:PRO:HA	2.35	0.41
2:B:201:LEU:HA	2:B:201:LEU:HD12	1.88	0.41
2:B:251:PHE:CE2	2:B:253:GLU:HB3	2.56	0.41
2:B:282:ASP:OD2	2:D:197:ARG:NH2	2.53	0.41
1:C:0:LYS:HG3	1:C:1:LEU:HD22	2.02	0.41
1:C:10:ARG:N	3:C:401:NAD:O2A	2.54	0.41
1:C:90:ASP:OD1	1:C:90:ASP:N	2.52	0.41
1:C:102:GLY:N	1:C:122(A):LYS:HG2	2.36	0.41
1:C:137:TYR:CE1	1:C:328:VAL:HG13	2.56	0.41
1:C:149:CYS:SG	1:C:313:ASN:HB2	2.61	0.41
1:C:325:ALA:O	1:C:329:ALA:N	2.44	0.41
2:D:6:ASN:N	2:D:93:ILE:O	2.45	0.41
2:D:102:ARG:HE	2:D:125:ILE:HG12	1.85	0.41

Continued on next page...

*Continued from previous page...*

Atom-1	Atom-2	Interatomic distance (Å)	Clash overlap (Å)
1:Q:38:LYS:NZ	2:P:193:LEU:HD11	2.29	0.41
1:Q:158:VAL:HG23	1:Q:218:LEU:HG	2.03	0.41
1:Q:169:LYS:HE2	1:O:300:MET:HE3	2.02	0.41
2:R:82:LEU:HB2	2:R:84:TRP:CD1	2.56	0.41
2:R:242:LEU:HD12	2:R:243:VAL:N	2.36	0.41
1:O:52:THR:OG1	2:P:282:ASP:HB3	2.21	0.41
1:O:114:LYS:HD2	1:O:114:LYS:N	2.36	0.41
2:P:242:LEU:HD12	2:P:243:VAL:N	2.36	0.41
1:A:27:VAL:CG2	1:A:71:ILE:HD11	2.51	0.41
1:A:96:THR:HB	3:A:401:NAD:N9A	2.36	0.41
1:A:139:HIS:NE2	1:A:332:TRP:HA	2.36	0.41
1:A:194:ARG:HA	1:A:197:ARG:HG2	2.03	0.41
1:A:211:ALA:HB1	1:A:225:LEU:CB	2.50	0.41
2:B:185:LEU:HD11	1:C:179:THR:HA	2.03	0.41
1:C:125:ILE:HD12	1:C:143:ILE:O	2.21	0.41
1:C:276:ILE:H	1:C:276:ILE:HD12	1.86	0.41
2:D:89:ILE:HD13	2:D:89:ILE:HA	1.86	0.41
2:D:162:ASP:O	2:D:166:GLY:HA2	2.20	0.41
1:Q:145:SER:OG	1:Q:146:ASN:N	2.54	0.40
2:R:156:PRO:HB2	2:R:267:LEU:HD22	2.03	0.40
2:R:297:THR:CA	2:R:306:LYS:O	2.57	0.40
2:R:298:MET:SD	2:R:306:LYS:HE2	2.61	0.40
1:O:29:VAL:N	1:O:71:ILE:HG23	2.36	0.40
1:O:147:ALA:HB1	1:O:151:THR:CB	2.51	0.40
1:O:174:THR:CB	1:O:240:VAL:HA	2.51	0.40
2:P:127:THR:HG23	2:P:217:VAL:CG1	2.50	0.40
2:P:331:LYS:HB2	2:P:333:GLN:NE2	2.35	0.40
1:A:38:LYS:HE2	2:D:193:LEU:HD11	1.82	0.40
1:A:44:LEU:CD2	1:A:66:ILE:HD13	2.51	0.40
3:A:401:NAD:H2N	3:A:401:NAD:O1A	2.21	0.40
1:C:55:ALA:HB1	1:C:67:ASP:OD1	2.20	0.40
1:C:84:TRP:CZ2	1:C:92:VAL:HG13	2.56	0.40
1:C:168:VAL:HG23	1:C:247:GLU:N	2.37	0.40
1:C:328:VAL:HA	1:C:331:LYS:HE2	2.03	0.40
2:D:212:LYS:HG3	2:D:213:ALA:N	2.36	0.40
1:Q:49:ILE:HG23	1:Q:284:ARG:HD2	2.03	0.40
1:Q:200:ALA:O	1:Q:202:ASN:N	2.54	0.40
1:Q:263:ALA:CB	1:Q:273:VAL:HG13	2.51	0.40
2:R:331:LYS:HB2	2:R:333:GLN:NE2	2.35	0.40
3:R:401:NAD:H8A	3:R:401:NAD:H2B	1.96	0.40
1:O:17:ARG:HG3	1:O:44:LEU:HD12	2.02	0.40

*Continued on next page...*

*Continued from previous page...*

Atom-1	Atom-2	Interatomic distance (Å)	Clash overlap (Å)
1:O:115:LYS:HZ1	1:O:140:VAL:N	2.20	0.40
1:O:161:LEU:O	1:O:165:LEU:N	2.54	0.40
1:O:349:CYS:HB2	1:C:190:HIS:CE1	2.56	0.40
2:P:274:CYS:N	2:P:292:ILE:O	2.32	0.40
1:A:10:ARG:HA	1:A:10:ARG:HD2	1.73	0.40
1:A:10:ARG:HH12	1:A:13:ARG:HB2	1.86	0.40
1:A:129:VAL:HG21	1:A:155:ALA:HB3	2.03	0.40
1:A:150:THR:HA	1:A:311:TYR:CZ	2.56	0.40
1:A:229:ALA:O	1:A:231:ARG:N	2.53	0.40
2:B:76:ASP:OD1	2:B:77:ARG:N	2.53	0.40
2:B:186:ASP:O	1:C:43:LEU:HD22	2.21	0.40
2:B:193:LEU:CD2	1:C:39:SER:HB3	2.51	0.40
1:C:6:ASN:ND2	1:C:94:GLU:HG2	2.36	0.40
1:C:49:ILE:HD12	1:C:49:ILE:H	1.85	0.40
1:C:147:ALA:O	1:C:152:ASN:HB2	2.21	0.40
2:D:161:LEU:HD12	2:D:165:PHE:CD2	2.56	0.40
2:D:215:ALA:HA	2:D:222:LYS:HG2	2.04	0.40
2:D:242:LEU:HD12	2:D:243:VAL:N	2.36	0.40
2:D:298:MET:SD	2:D:306:LYS:HE2	2.61	0.40
1:Q:115:LYS:NZ	1:Q:139(A):ASP:OD1	2.41	0.40
1:Q:298:MET:HE2	1:Q:306:LYS:HD3	2.03	0.40
1:O:0:LYS:O	1:O:2:LYS:HG3	2.21	0.40
1:O:18(B):HIS:HD2	1:O:53:PHE:HZ	1.69	0.40
1:O:342:GLY:HA2	2:B:36:GLY:HA2	2.02	0.40
1:A:4:ALA:CB	1:A:89:ILE:HG13	2.51	0.40
1:A:17:ARG:HH11	1:A:50:LEU:HD23	1.85	0.40
2:B:5:ILE:H	2:B:30:ILE:HA	1.85	0.40
2:B:206:THR:HG23	2:B:229:ALA:HB3	2.02	0.40
2:B:299:VAL:HG22	2:B:305:VAL:HG22	2.04	0.40
1:C:79:PRO:HD2	1:C:107:LYS:HD3	2.04	0.40
1:C:118:ILE:HG22	1:C:120:ALA:O	2.22	0.40
1:C:150:THR:HG23	1:C:151:THR:N	2.37	0.40
1:C:250:VAL:HB	1:C:254:ASP:CG	2.42	0.40
1:C:354:ALA:HA	1:C:359:LYS:HA	2.03	0.40
1:Q:1:LEU:O	1:Q:3:VAL:HG23	2.21	0.40
1:Q:38:LYS:NZ	2:P:193:LEU:CD1	2.83	0.40
1:Q:92:VAL:HB	1:Q:116:VAL:HG22	2.03	0.40
1:Q:133:ASN:HB2	1:Q:136:ASP:HB2	2.02	0.40
1:Q:155:ALA:HA	1:Q:158:VAL:HG22	2.03	0.40
1:O:175:THR:O	1:O:238:SER:HB2	2.22	0.40
1:O:183:ARG:NH2	1:C:355:ASP:O	2.55	0.40

*Continued on next page...*

Continued from previous page...

Atom-1	Atom-2	Interatomic distance (Å)	Clash overlap (Å)
1:O:270:VAL:HG22	1:O:320:ARG:NE	2.36	0.40
2:P:82:LEU:HB2	2:P:84:TRP:CD1	2.56	0.40
2:P:128:TYR:O	2:P:146:ASN:HA	2.21	0.40
2:P:278:LEU:HB3	2:P:283:PHE:CE2	2.56	0.40
1:A:64:PHE:HE1	1:A:66:ILE:HD11	1.86	0.40
1:A:129:VAL:HG23	1:A:152:ASN:HA	2.04	0.40
2:B:215:ALA:HA	2:B:222:LYS:HG2	2.04	0.40
2:B:298:MET:SD	2:B:306:LYS:HE2	2.62	0.40
1:C:17:ARG:HH21	1:C:50:LEU:CB	2.34	0.40
1:C:84:TRP:HB3	1:C:113:ALA:HB2	2.02	0.40
1:C:238:SER:HB3	1:C:313:ASN:HB3	2.03	0.40
2:D:299:VAL:HG22	2:D:305:VAL:HG22	2.03	0.40
1:Q:11:ILE:HD12	1:Q:11:ILE:HA	1.90	0.40
1:Q:71:ILE:HG22	1:Q:72:LYS:O	2.22	0.40
1:Q:96:THR:HG21	1:Q:99:PHE:CE2	2.57	0.40
1:Q:168:VAL:H	1:Q:244:VAL:HG11	1.86	0.40
1:Q:328:VAL:HG12	1:Q:332:TRP:NE1	2.36	0.40
2:R:161:LEU:HD12	2:R:165:PHE:CD2	2.56	0.40
2:R:206:THR:N	2:R:229:ALA:O	2.41	0.40
2:R:215:ALA:HA	2:R:222:LYS:HG2	2.04	0.40
2:R:278:LEU:HB3	2:R:283:PHE:CE2	2.57	0.40
1:O:119:THR:HG23	3:O:401:NAD:O4D	2.22	0.40
1:O:183:ARG:NH1	1:C:357:GLU:HA	2.37	0.40
1:A:126:PRO:O	1:A:128:TYR:N	2.55	0.40
1:A:216:LEU:HD22	1:A:222:LYS:HZ1	1.87	0.40
2:B:6:ASN:N	2:B:93:ILE:O	2.46	0.40
2:B:161:LEU:HD12	2:B:165:PHE:CD2	2.56	0.40
2:B:167:ILE:CG2	2:B:244:VAL:HB	2.51	0.40
1:C:281:VAL:HG21	2:D:48:SER:HA	2.02	0.40
2:D:121:PRO:HD3	2:D:148:SER:HB3	2.02	0.40
2:D:156:PRO:HB2	2:D:267:LEU:HD22	2.03	0.40
2:D:273:VAL:HG13	2:D:294:SER:OG	2.22	0.40

There are no symmetry-related clashes.

## 5.3 Torsion angles [i](#)

### 5.3.1 Protein backbone [i](#)

In the following table, the Percentiles column shows the percent Ramachandran outliers of the chain as a percentile score with respect to all PDB entries followed by that with respect to all EM

entries.

The Analysed column shows the number of residues for which the backbone conformation was analysed, and the total number of residues.

Mol	Chain	Analysed	Favoured	Allowed	Outliers	Percentiles	
1	A	338/451 (75%)	274 (81%)	62 (18%)	2 (1%)	25	66
1	C	366/451 (81%)	278 (76%)	76 (21%)	12 (3%)	4	26
1	O	366/451 (81%)	289 (79%)	70 (19%)	7 (2%)	8	38
1	Q	338/451 (75%)	250 (74%)	84 (25%)	4 (1%)	13	50
2	B	335/402 (83%)	269 (80%)	64 (19%)	2 (1%)	25	66
2	D	335/402 (83%)	265 (79%)	62 (18%)	8 (2%)	6	33
2	P	335/402 (83%)	271 (81%)	62 (18%)	2 (1%)	25	66
2	R	335/402 (83%)	263 (78%)	66 (20%)	6 (2%)	8	40
All	All	2748/3412 (80%)	2159 (79%)	546 (20%)	43 (2%)	13	44

All (43) Ramachandran outliers are listed below:

Mol	Chain	Res	Type
2	R	66	VAL
1	C	37	VAL
1	C	61	ASN
1	C	248	LYS
1	C	332	TRP
1	C	333	PRO
2	D	61	ASP
1	Q	231	ARG
1	O	249	GLY
2	P	59	THR
1	A	127	THR
1	A	230	LEU
1	C	190	HIS
2	D	55	ALA
1	Q	230	LEU
2	R	67	ASP
2	R	68	GLY
2	R	193	LEU
2	P	193	LEU
2	B	59	THR
2	B	193	LEU
1	C	36	GLY
1	C	311	TYR

*Continued on next page...*

*Continued from previous page...*

Mol	Chain	Res	Type
2	D	56	ASP
2	D	193	LEU
1	Q	127	THR
1	O	248(A)	VAL
1	C	253	GLU
2	D	60(A)	GLY
2	D	62	SER
1	Q	121	PRO
2	R	60	ALA
1	O	21	LYS
1	O	361	TYR
1	O	252	ALA
2	D	59	THR
2	R	57	VAL
1	O	59	ILE
1	O	343	ASP
1	C	248(A)	VAL
1	C	249	GLY
1	C	343	ASP
2	D	64	ILE

### 5.3.2 Protein sidechains [i](#)

In the following table, the Percentiles column shows the percent sidechain outliers of the chain as a percentile score with respect to all PDB entries followed by that with respect to all EM entries.

The Analysed column shows the number of residues for which the sidechain conformation was analysed, and the total number of residues.

Mol	Chain	Analysed	Rotameric	Outliers	Percentiles	
1	A	280/370 (76%)	273 (98%)	7 (2%)	47	68
1	C	282/370 (76%)	262 (93%)	20 (7%)	14	39
1	O	282/370 (76%)	273 (97%)	9 (3%)	39	61
1	Q	280/370 (76%)	275 (98%)	5 (2%)	59	77
2	B	279/332 (84%)	273 (98%)	6 (2%)	52	71
2	D	279/332 (84%)	271 (97%)	8 (3%)	42	64
2	P	279/332 (84%)	273 (98%)	6 (2%)	52	71
2	R	279/332 (84%)	268 (96%)	11 (4%)	32	56

*Continued on next page...*

*Continued from previous page...*

Mol	Chain	Analysed	Rotameric	Outliers	Percentiles
All	All	2240/2808 (80%)	2168 (97%)	72 (3%)	42 61

All (72) residues with a non-rotameric sidechain are listed below:

Mol	Chain	Res	Type
1	Q	0	LYS
1	Q	122(A)	LYS
1	Q	125	ILE
1	Q	195	ARG
1	Q	230	LEU
2	R	0	LYS
2	R	54	ASP
2	R	56	ASP
2	R	57	VAL
2	R	58	LYS
2	R	59	THR
2	R	65	SER
2	R	66	VAL
2	R	98	VAL
2	R	183	ARG
2	R	300	MET
1	O	0	LYS
1	O	20	ARG
1	O	21	LYS
1	O	58	LYS
1	O	62	GLU
1	O	183	ARG
1	O	247	GLU
1	O	248	LYS
1	O	251	THR
2	P	0	LYS
2	P	58	LYS
2	P	59	THR
2	P	61	ASP
2	P	98	VAL
2	P	300	MET
1	A	0	LYS
1	A	73	VAL
1	A	122(A)	LYS
1	A	123(A)	SER
1	A	125	ILE
1	A	127	THR

*Continued on next page...*



*Continued from previous page...*

Mol	Chain	Res	Type
1	A	230	LEU
2	B	0	LYS
2	B	58	LYS
2	B	59	THR
2	B	61	ASP
2	B	98	VAL
2	B	300	MET
1	C	0	LYS
1	C	16	LEU
1	C	21	LYS
1	C	38	LYS
1	C	39	SER
1	C	61	ASN
1	C	62	GLU
1	C	63	THR
1	C	122(A)	LYS
1	C	135	LYS
1	C	137	TYR
1	C	188	SER
1	C	191	ARG
1	C	247	GLU
1	C	248	LYS
1	C	250	VAL
1	C	260	ARG
1	C	289	SER
1	C	323	ASP
1	C	330	ASN
2	D	0	LYS
2	D	56	ASP
2	D	57	VAL
2	D	58	LYS
2	D	59	THR
2	D	61	ASP
2	D	98	VAL
2	D	300	MET

Sometimes sidechains can be flipped to improve hydrogen bonding and reduce clashes. All (36) such sidechains are listed below:

Mol	Chain	Res	Type
1	Q	6	ASN
1	Q	152	ASN
1	Q	236	ASN

*Continued on next page...*

*Continued from previous page...*

Mol	Chain	Res	Type
1	Q	319	GLN
2	R	18(B)	HIS
2	R	31	ASN
2	R	152	ASN
1	O	6	ASN
1	O	14	ASN
1	O	31	ASN
1	O	110	GLN
1	O	182	GLN
1	O	226	ASN
2	P	6	ASN
2	P	31	ASN
2	P	152	ASN
1	A	14	ASN
1	A	146	ASN
1	A	152	ASN
1	A	190	HIS
1	A	202	ASN
1	A	236	ASN
1	A	319	GLN
2	B	31	ASN
2	B	152	ASN
1	C	6	ASN
1	C	14	ASN
1	C	31	ASN
1	C	110	GLN
1	C	139	HIS
1	C	202	ASN
1	C	236	ASN
1	C	313	ASN
2	D	6	ASN
2	D	31	ASN
2	D	152	ASN

### 5.3.3 RNA [i](#)

There are no RNA molecules in this entry.

### 5.4 Non-standard residues in protein, DNA, RNA chains [i](#)

There are no non-standard protein/DNA/RNA residues in this entry.

## 5.5 Carbohydrates [i](#)

There are no monosaccharides in this entry.

## 5.6 Ligand geometry [i](#)

8 ligands are modelled in this entry.

In the following table, the Counts columns list the number of bonds (or angles) for which Mogul statistics could be retrieved, the number of bonds (or angles) that are observed in the model and the number of bonds (or angles) that are defined in the Chemical Component Dictionary. The Link column lists molecule types, if any, to which the group is linked. The Z score for a bond length (or angle) is the number of standard deviations the observed value is removed from the expected value. A bond length (or angle) with  $|Z| > 2$  is considered an outlier worth inspection. RMSZ is the root-mean-square of all Z scores of the bond lengths (or angles).

Mol	Type	Chain	Res	Link	Bond lengths			Bond angles		
					Counts	RMSZ	# Z  > 2	Counts	RMSZ	# Z  > 2
3	NAD	O	401	-	42,48,48	1.74	3 (7%)	50,73,73	1.35	3 (6%)
3	NAD	D	401	-	42,48,48	1.73	3 (7%)	50,73,73	1.30	4 (8%)
3	NAD	P	401	-	42,48,48	1.73	3 (7%)	50,73,73	1.29	4 (8%)
3	NAD	Q	401	-	42,48,48	1.75	3 (7%)	50,73,73	1.38	5 (10%)
3	NAD	C	401	-	42,48,48	1.69	3 (7%)	50,73,73	1.40	7 (14%)
3	NAD	B	401	-	42,48,48	1.73	3 (7%)	50,73,73	1.30	4 (8%)
3	NAD	R	401	-	42,48,48	1.73	3 (7%)	50,73,73	1.30	4 (8%)
3	NAD	A	401	-	42,48,48	1.76	3 (7%)	50,73,73	1.33	4 (8%)

In the following table, the Chirals column lists the number of chiral outliers, the number of chiral centers analysed, the number of these observed in the model and the number defined in the Chemical Component Dictionary. Similar counts are reported in the Torsion and Rings columns. '-' means no outliers of that kind were identified.

Mol	Type	Chain	Res	Link	Chirals	Torsions	Rings
3	NAD	O	401	-	-	13/26/62/62	0/5/5/5
3	NAD	D	401	-	-	8/26/62/62	0/5/5/5
3	NAD	P	401	-	-	8/26/62/62	0/5/5/5
3	NAD	Q	401	-	-	12/26/62/62	0/5/5/5
3	NAD	C	401	-	-	6/26/62/62	0/5/5/5
3	NAD	B	401	-	-	8/26/62/62	0/5/5/5
3	NAD	R	401	-	-	8/26/62/62	0/5/5/5
3	NAD	A	401	-	-	10/26/62/62	0/5/5/5

All (24) bond length outliers are listed below:

Mol	Chain	Res	Type	Atoms	Z	Observed(Å)	Ideal(Å)
3	R	401	NAD	O7N-C7N	9.02	1.41	1.24
3	Q	401	NAD	O7N-C7N	9.01	1.41	1.24
3	A	401	NAD	O7N-C7N	9.01	1.41	1.24
3	D	401	NAD	O7N-C7N	9.00	1.41	1.24
3	B	401	NAD	O7N-C7N	8.97	1.41	1.24
3	O	401	NAD	O7N-C7N	8.96	1.41	1.24
3	P	401	NAD	O7N-C7N	8.95	1.41	1.24
3	C	401	NAD	O7N-C7N	8.64	1.40	1.24
3	B	401	NAD	C2A-N3A	3.89	1.38	1.32
3	R	401	NAD	C2A-N3A	3.86	1.38	1.32
3	O	401	NAD	C2A-N3A	3.84	1.38	1.32
3	D	401	NAD	C2A-N3A	3.82	1.38	1.32
3	A	401	NAD	C2A-N3A	3.82	1.38	1.32
3	P	401	NAD	C2A-N3A	3.81	1.38	1.32
3	C	401	NAD	C2A-N3A	3.79	1.38	1.32
3	Q	401	NAD	C2A-N3A	3.61	1.37	1.32
3	A	401	NAD	C2A-N1A	2.72	1.39	1.33
3	Q	401	NAD	C2A-N1A	2.72	1.39	1.33
3	P	401	NAD	C2A-N1A	2.37	1.38	1.33
3	B	401	NAD	C2A-N1A	2.37	1.38	1.33
3	C	401	NAD	C2A-N1A	2.34	1.38	1.33
3	O	401	NAD	C2A-N1A	2.33	1.38	1.33
3	D	401	NAD	C2A-N1A	2.32	1.38	1.33
3	R	401	NAD	C2A-N1A	2.31	1.38	1.33

All (35) bond angle outliers are listed below:

Mol	Chain	Res	Type	Atoms	Z	Observed(°)	Ideal(°)
3	A	401	NAD	N3A-C2A-N1A	-6.32	118.80	128.68
3	Q	401	NAD	N3A-C2A-N1A	-6.17	119.03	128.68
3	C	401	NAD	N3A-C2A-N1A	-6.00	119.30	128.68
3	O	401	NAD	N3A-C2A-N1A	-5.73	119.72	128.68
3	R	401	NAD	N3A-C2A-N1A	-5.33	120.34	128.68
3	D	401	NAD	N3A-C2A-N1A	-5.33	120.35	128.68
3	B	401	NAD	N3A-C2A-N1A	-5.32	120.37	128.68
3	P	401	NAD	N3A-C2A-N1A	-5.32	120.37	128.68
3	O	401	NAD	PN-O3-PA	-3.93	119.33	132.83
3	R	401	NAD	PN-O3-PA	-3.28	121.58	132.83
3	P	401	NAD	PN-O3-PA	-3.26	121.62	132.83
3	B	401	NAD	PN-O3-PA	-3.25	121.67	132.83
3	D	401	NAD	PN-O3-PA	-3.24	121.69	132.83
3	O	401	NAD	C3D-C2D-C1D	3.17	105.75	100.98

*Continued on next page...*

*Continued from previous page...*

Mol	Chain	Res	Type	Atoms	Z	Observed(°)	Ideal(°)
3	C	401	NAD	C3D-C2D-C1D	3.13	105.69	100.98
3	P	401	NAD	C3B-C2B-C1B	3.00	105.50	100.98
3	D	401	NAD	C3B-C2B-C1B	3.00	105.49	100.98
3	R	401	NAD	C3B-C2B-C1B	2.95	105.42	100.98
3	B	401	NAD	C3B-C2B-C1B	2.94	105.41	100.98
3	Q	401	NAD	C3D-C2D-C1D	2.84	105.26	100.98
3	C	401	NAD	C4N-C3N-C7N	-2.76	113.66	121.04
3	B	401	NAD	C3D-C2D-C1D	2.68	105.01	100.98
3	R	401	NAD	C3D-C2D-C1D	2.62	104.92	100.98
3	P	401	NAD	C3D-C2D-C1D	2.59	104.88	100.98
3	A	401	NAD	C3D-C2D-C1D	2.58	104.86	100.98
3	Q	401	NAD	C1B-N9A-C4A	-2.56	122.14	126.64
3	Q	401	NAD	PN-O3-PA	-2.55	124.07	132.83
3	D	401	NAD	C3D-C2D-C1D	2.55	104.82	100.98
3	A	401	NAD	PN-O3-PA	-2.47	124.35	132.83
3	C	401	NAD	PN-O3-PA	-2.22	125.19	132.83
3	C	401	NAD	C6N-N1N-C2N	-2.20	119.97	121.97
3	C	401	NAD	C3N-C7N-N7N	2.10	120.27	117.75
3	Q	401	NAD	C4A-C5A-N7A	-2.09	107.22	109.40
3	A	401	NAD	C3B-C2B-C1B	2.08	104.11	100.98
3	C	401	NAD	C1B-N9A-C4A	-2.05	123.05	126.64

There are no chirality outliers.

All (73) torsion outliers are listed below:

Mol	Chain	Res	Type	Atoms
3	Q	401	NAD	C5B-O5B-PA-O3
3	Q	401	NAD	C5D-O5D-PN-O1N
3	Q	401	NAD	C2D-C1D-N1N-C2N
3	Q	401	NAD	C2D-C1D-N1N-C6N
3	R	401	NAD	O4B-C4B-C5B-O5B
3	R	401	NAD	C2D-C1D-N1N-C2N
3	R	401	NAD	C2D-C1D-N1N-C6N
3	O	401	NAD	C5B-O5B-PA-O1A
3	O	401	NAD	C5B-O5B-PA-O2A
3	O	401	NAD	O4B-C4B-C5B-O5B
3	O	401	NAD	C3B-C4B-C5B-O5B
3	O	401	NAD	C2D-C1D-N1N-C2N
3	O	401	NAD	C2D-C1D-N1N-C6N
3	O	401	NAD	C2N-C3N-C7N-O7N
3	O	401	NAD	C2N-C3N-C7N-N7N
3	P	401	NAD	O4B-C4B-C5B-O5B

*Continued on next page...*

*Continued from previous page...*

Mol	Chain	Res	Type	Atoms
3	P	401	NAD	C2D-C1D-N1N-C2N
3	P	401	NAD	C2D-C1D-N1N-C6N
3	A	401	NAD	C5B-O5B-PA-O3
3	A	401	NAD	PA-O3-PN-O5D
3	A	401	NAD	C5D-O5D-PN-O2N
3	B	401	NAD	O4B-C4B-C5B-O5B
3	B	401	NAD	C2D-C1D-N1N-C2N
3	B	401	NAD	C2D-C1D-N1N-C6N
3	C	401	NAD	C5B-O5B-PA-O1A
3	C	401	NAD	C5B-O5B-PA-O2A
3	C	401	NAD	C5B-O5B-PA-O3
3	C	401	NAD	C5D-O5D-PN-O3
3	D	401	NAD	O4B-C4B-C5B-O5B
3	D	401	NAD	C2D-C1D-N1N-C2N
3	D	401	NAD	C2D-C1D-N1N-C6N
3	R	401	NAD	C4N-C3N-C7N-O7N
3	R	401	NAD	C4N-C3N-C7N-N7N
3	P	401	NAD	C4N-C3N-C7N-O7N
3	P	401	NAD	C4N-C3N-C7N-N7N
3	B	401	NAD	C4N-C3N-C7N-O7N
3	B	401	NAD	C4N-C3N-C7N-N7N
3	D	401	NAD	C4N-C3N-C7N-O7N
3	D	401	NAD	C4N-C3N-C7N-N7N
3	O	401	NAD	C4N-C3N-C7N-O7N
3	O	401	NAD	C4N-C3N-C7N-N7N
3	Q	401	NAD	C4N-C3N-C7N-N7N
3	Q	401	NAD	C4N-C3N-C7N-O7N
3	R	401	NAD	C3B-C4B-C5B-O5B
3	O	401	NAD	O4D-C4D-C5D-O5D
3	P	401	NAD	C3B-C4B-C5B-O5B
3	B	401	NAD	C3B-C4B-C5B-O5B
3	D	401	NAD	C3B-C4B-C5B-O5B
3	R	401	NAD	C4D-C5D-O5D-PN
3	P	401	NAD	C4D-C5D-O5D-PN
3	B	401	NAD	C4D-C5D-O5D-PN
3	D	401	NAD	C4D-C5D-O5D-PN
3	Q	401	NAD	C5D-O5D-PN-O3
3	A	401	NAD	C5D-O5D-PN-O3
3	Q	401	NAD	C4D-C5D-O5D-PN
3	Q	401	NAD	C5B-O5B-PA-O2A
3	A	401	NAD	C5B-O5B-PA-O2A
3	O	401	NAD	C3D-C4D-C5D-O5D

*Continued on next page...*

*Continued from previous page...*

Mol	Chain	Res	Type	Atoms
3	A	401	NAD	O4D-C4D-C5D-O5D
3	A	401	NAD	C4B-C5B-O5B-PA
3	R	401	NAD	O4D-C4D-C5D-O5D
3	P	401	NAD	O4D-C4D-C5D-O5D
3	B	401	NAD	O4D-C4D-C5D-O5D
3	D	401	NAD	O4D-C4D-C5D-O5D
3	O	401	NAD	C5B-O5B-PA-O3
3	Q	401	NAD	PN-O3-PA-O1A
3	Q	401	NAD	C5B-O5B-PA-O1A
3	Q	401	NAD	C5D-O5D-PN-O2N
3	A	401	NAD	C5B-O5B-PA-O1A
3	A	401	NAD	C5D-O5D-PN-O1N
3	C	401	NAD	C5D-O5D-PN-O1N
3	C	401	NAD	C5D-O5D-PN-O2N
3	A	401	NAD	C3D-C4D-C5D-O5D

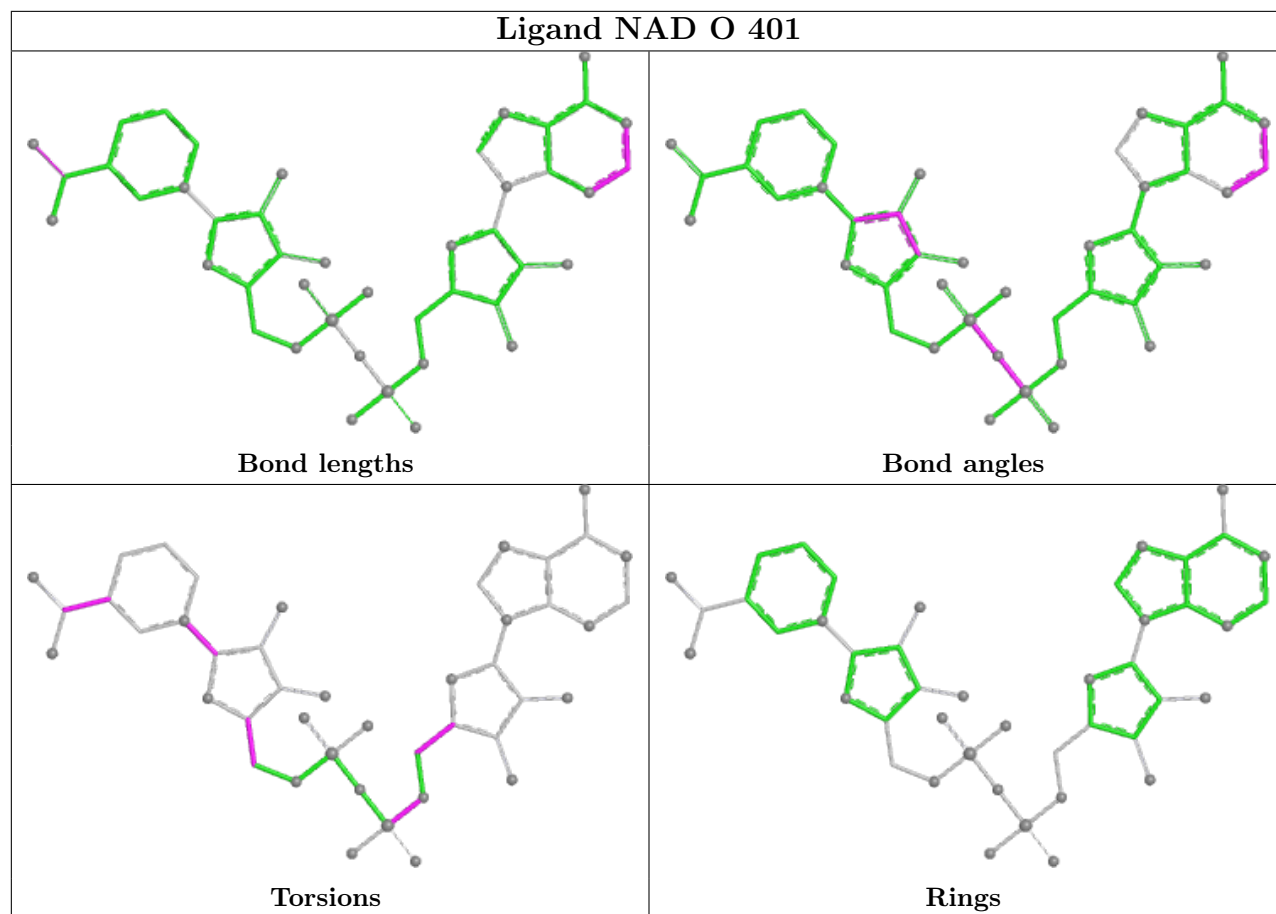
There are no ring outliers.

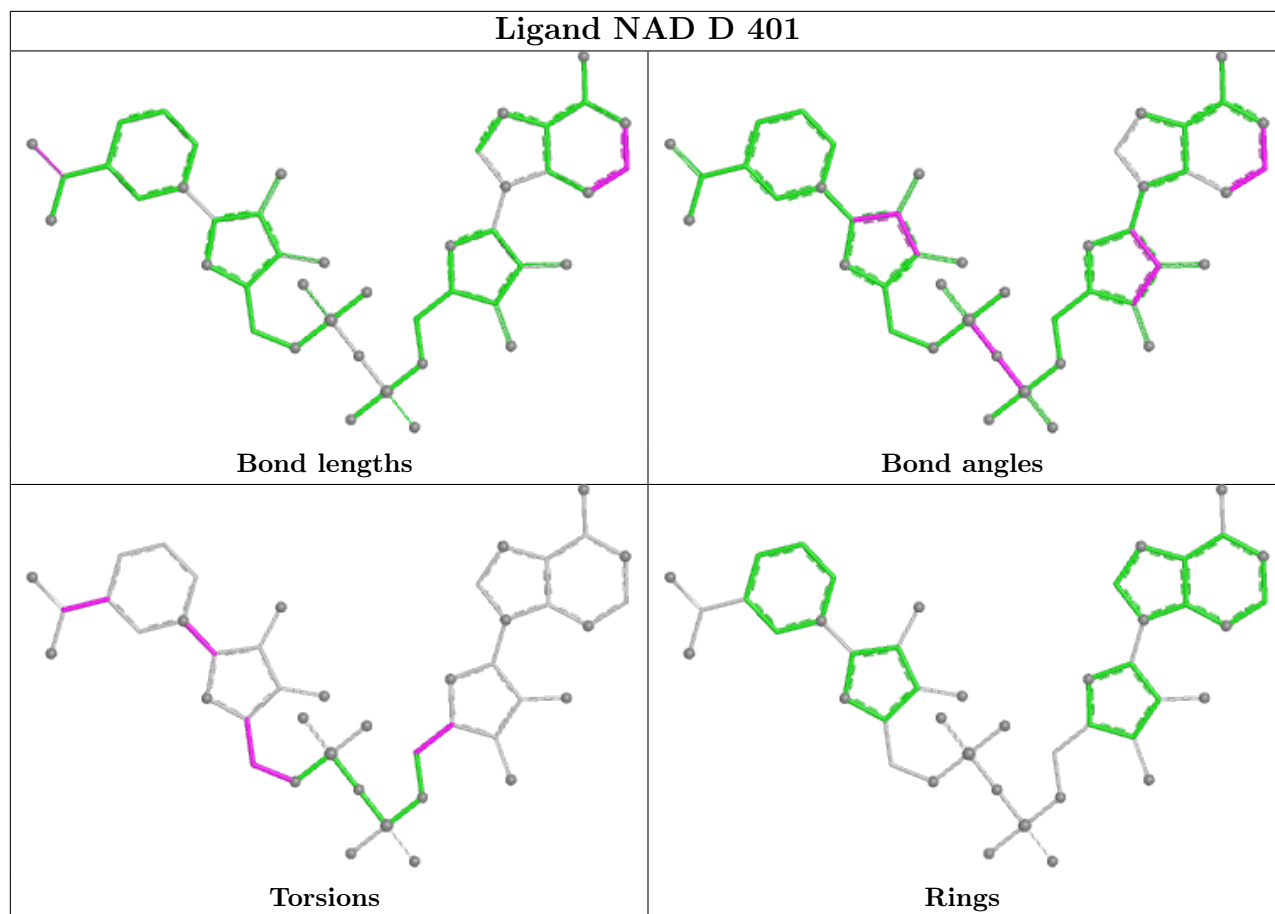
8 monomers are involved in 100 short contacts:

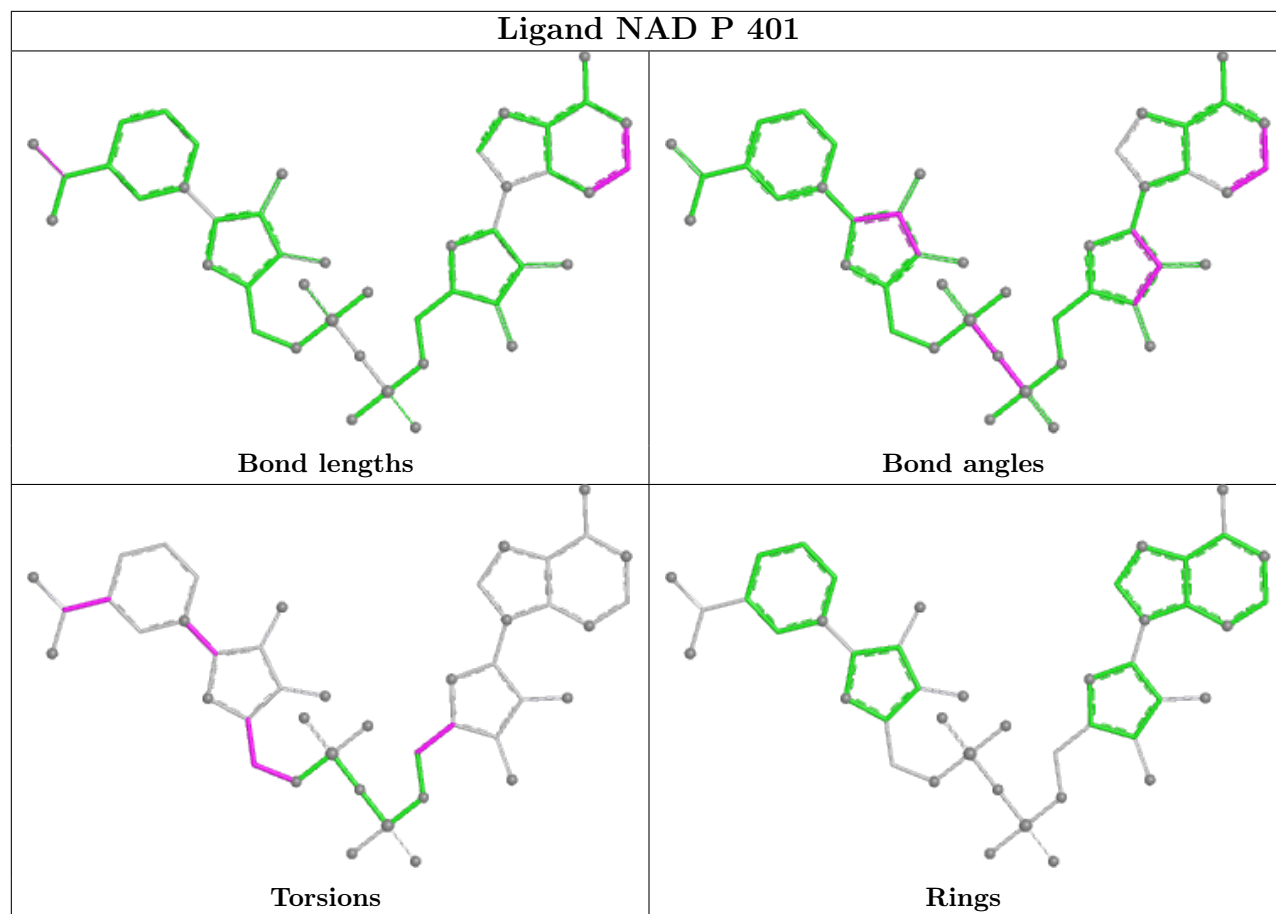
Mol	Chain	Res	Type	Clashes	Symm-Clashes
3	O	401	NAD	17	0
3	D	401	NAD	9	0
3	P	401	NAD	9	0
3	Q	401	NAD	17	0
3	C	401	NAD	20	0
3	B	401	NAD	10	0
3	R	401	NAD	10	0
3	A	401	NAD	8	0

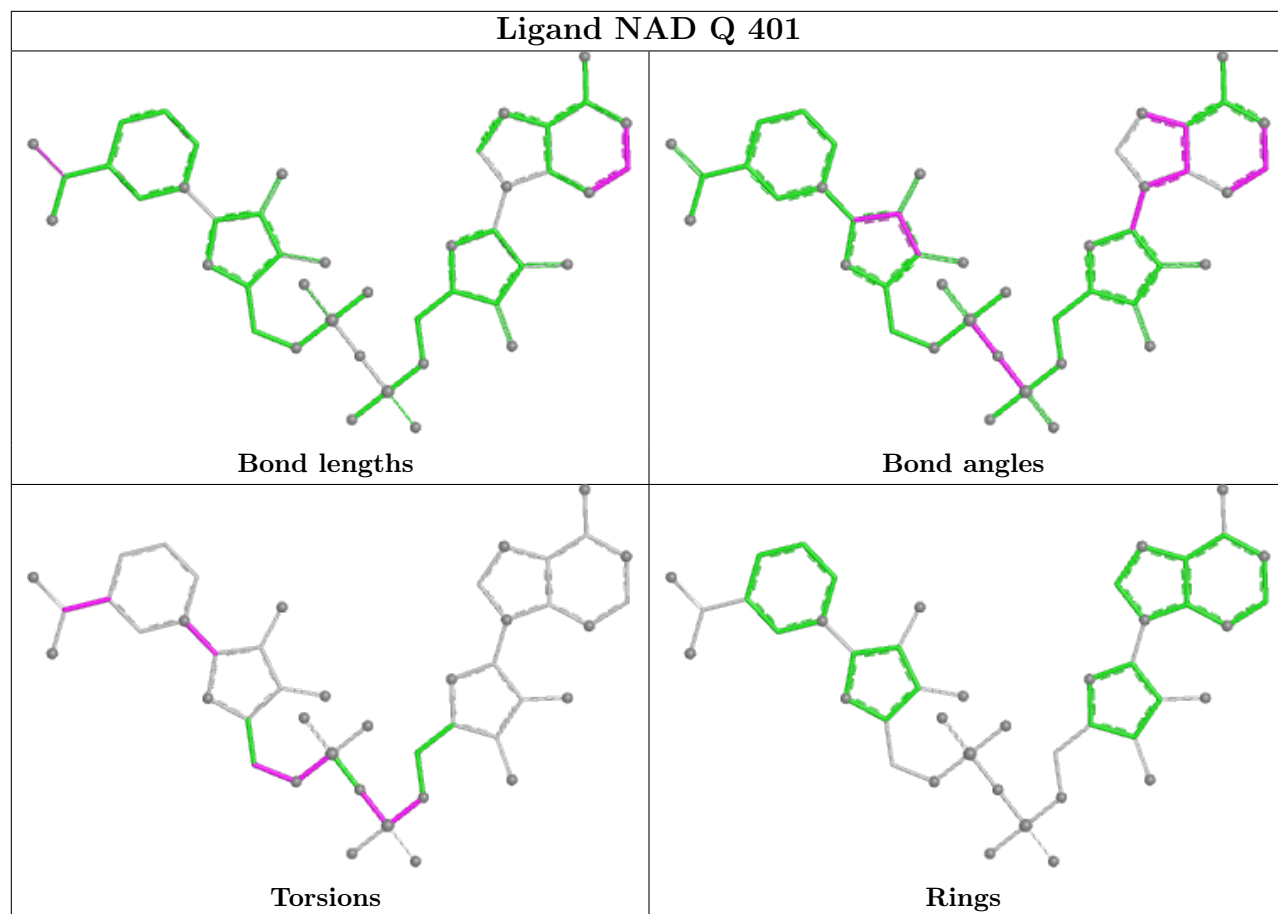
The following is a two-dimensional graphical depiction of Mogul quality analysis of bond lengths, bond angles, torsion angles, and ring geometry for all instances of the Ligand of Interest. In addition, ligands with molecular weight > 250 and outliers as shown on the validation Tables will also be included. For torsion angles, if less than 5% of the Mogul distribution of torsion angles is within 10 degrees of the torsion angle in question, then that torsion angle is considered an outlier. Any bond that is central to one or more torsion angles identified as an outlier by Mogul will be highlighted in the graph. For rings, the root-mean-square deviation (RMSD) between the ring in question and similar rings identified by Mogul is calculated over all ring torsion angles. If the average RMSD is greater than 60 degrees and the minimal RMSD between the ring in question and any Mogul-identified rings is also greater than 60 degrees, then that ring is considered an outlier. The outliers are highlighted in purple. The color gray indicates Mogul did not find sufficient equivalents in the CSD to analyse the geometry.

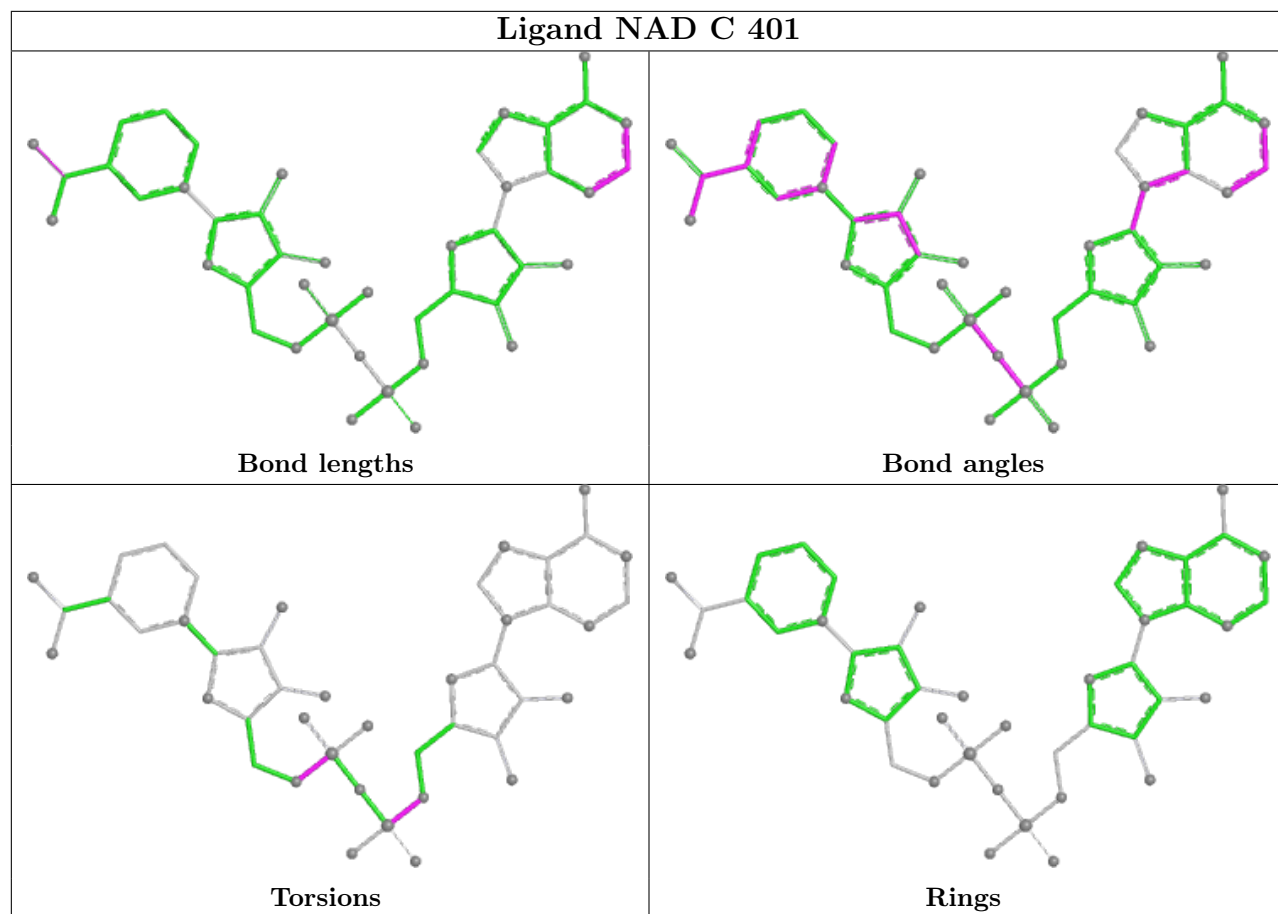


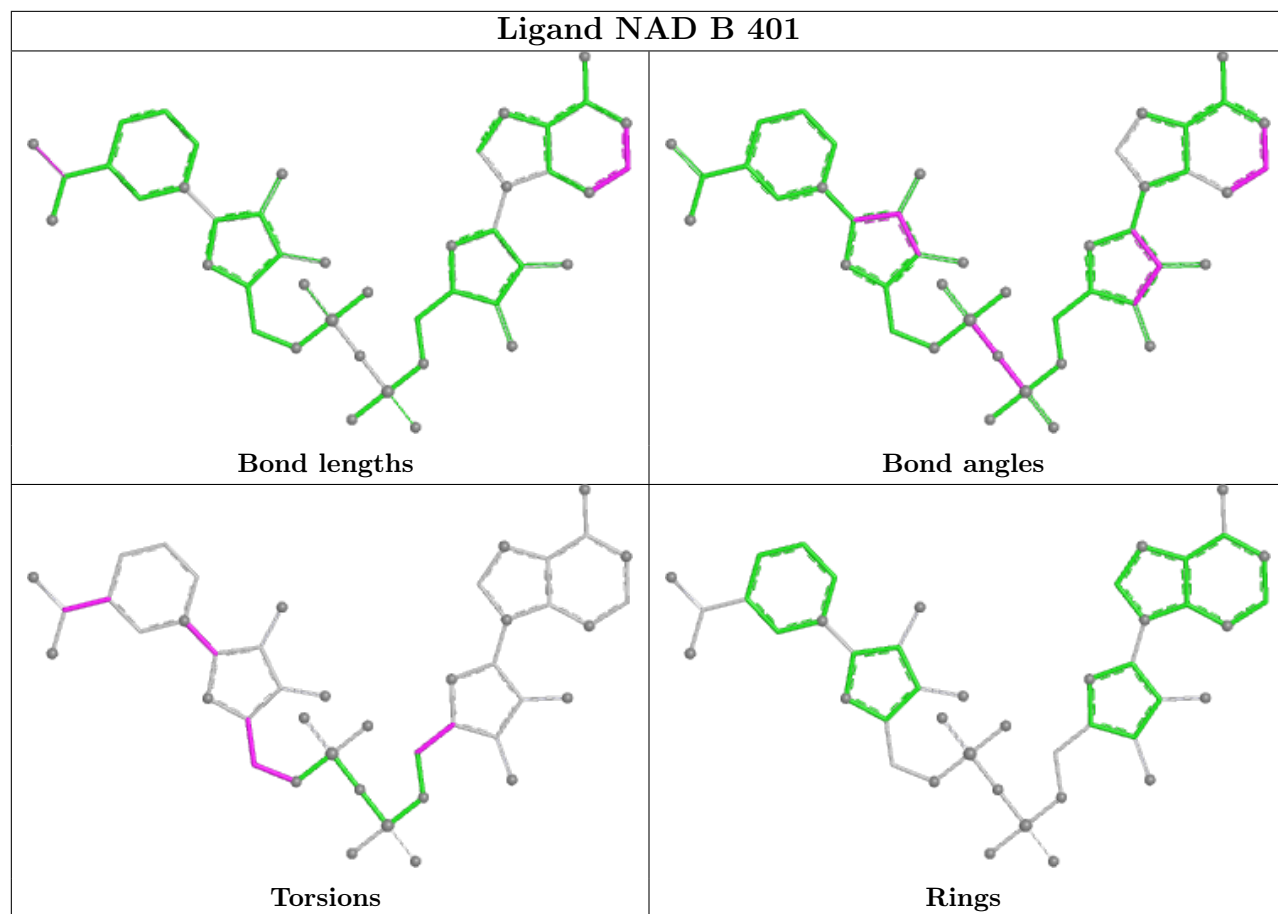


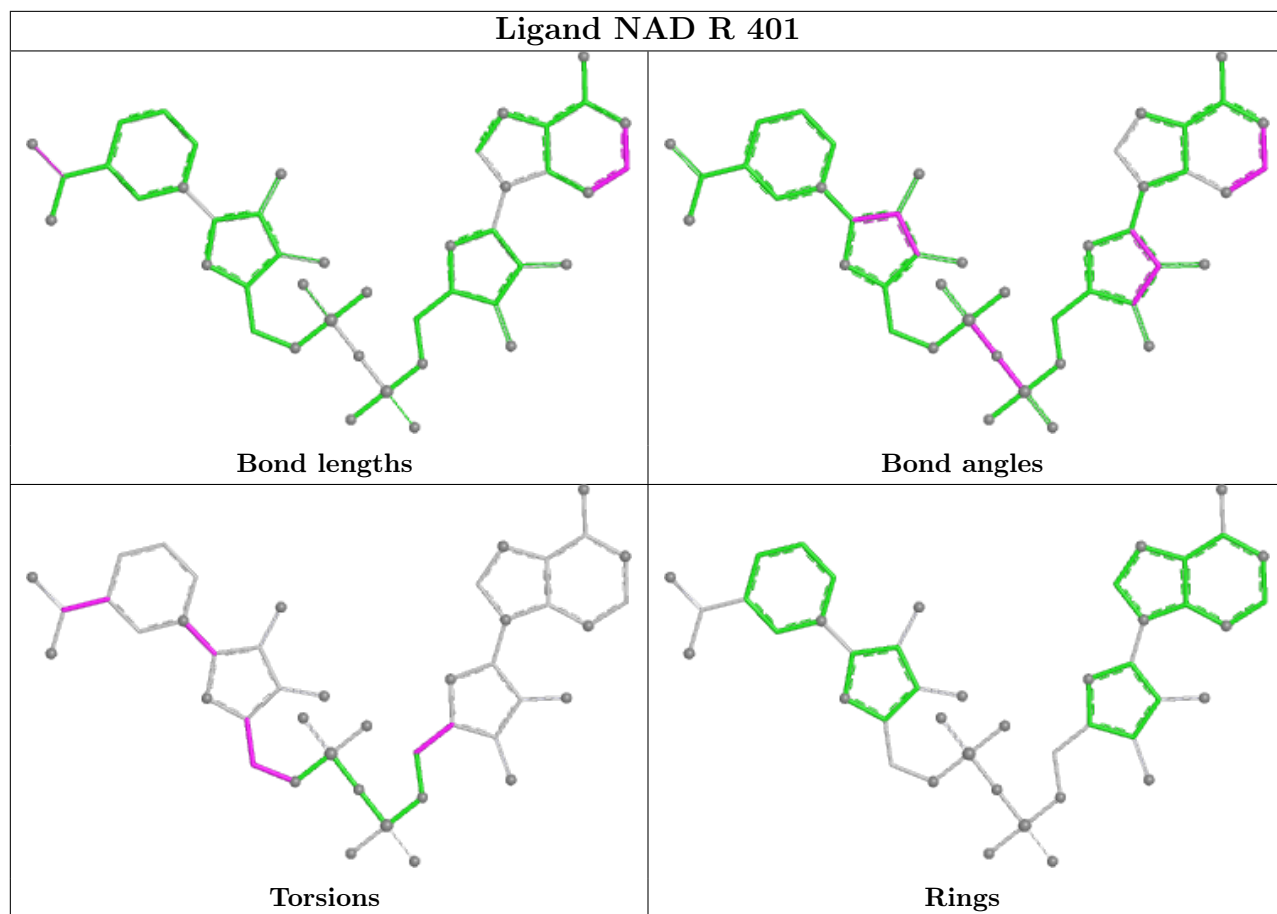




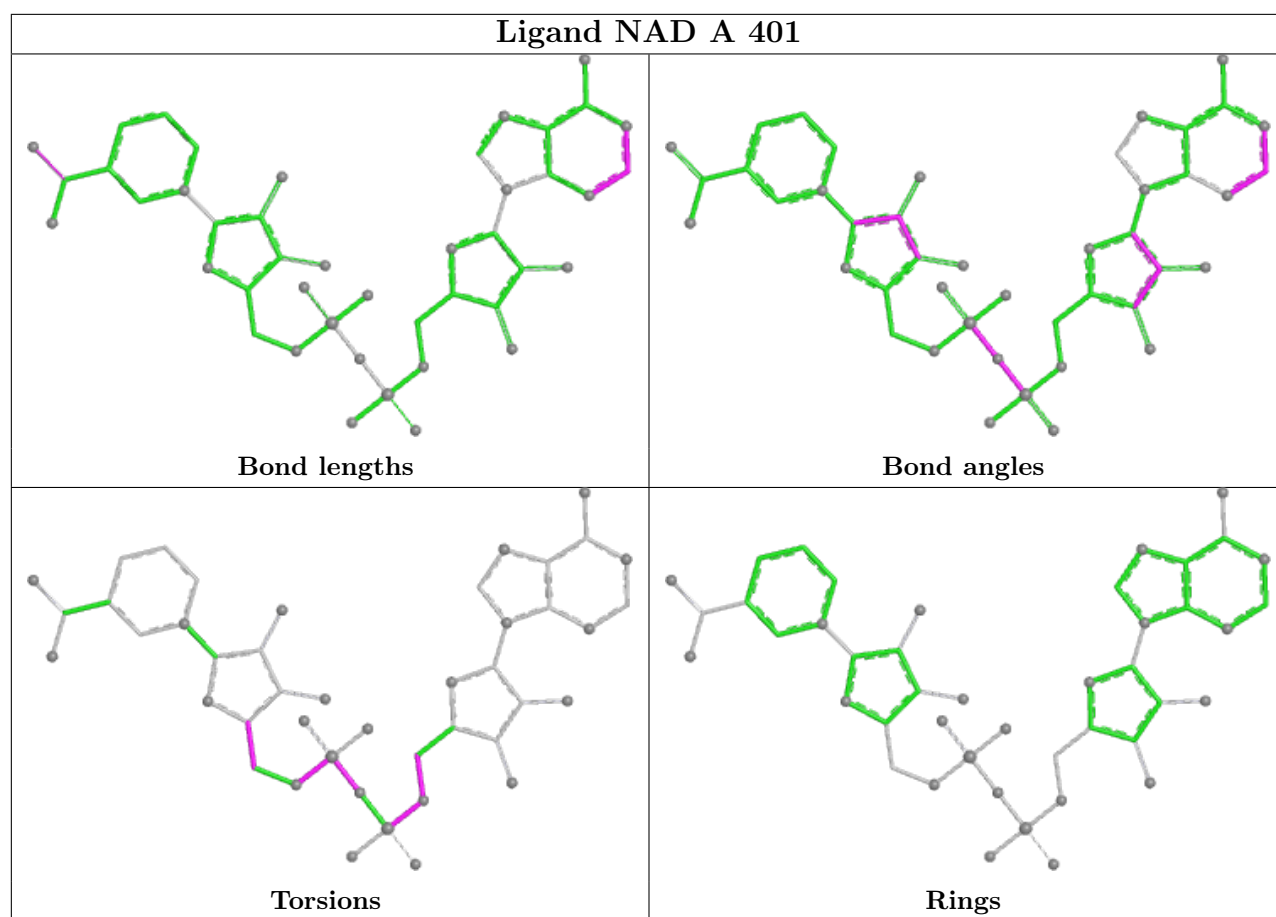












## 5.7 Other polymers [i](#)

There are no such residues in this entry.

## 5.8 Polymer linkage issues [i](#)

There are no chain breaks in this entry.


## 6 Map visualisation [i](#)

This section contains visualisations of the EMDB entry EMD-13825. These allow visual inspection of the internal detail of the map and identification of artifacts.

Images derived from a raw map, generated by summing the deposited half-maps, are presented below the corresponding image components of the primary map to allow further visual inspection and comparison with those of the primary map.

### 6.1 Orthogonal projections [i](#)

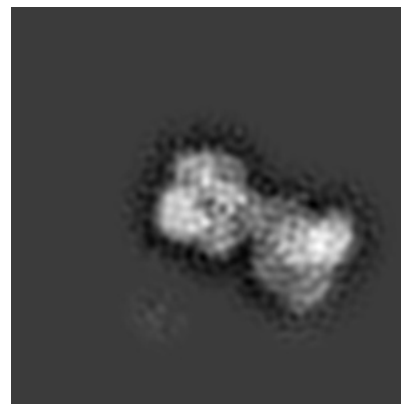
#### 6.1.1 Primary map



X

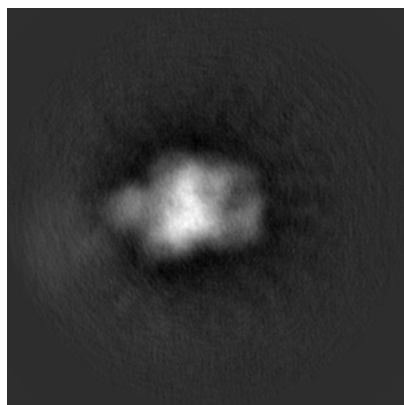


Y

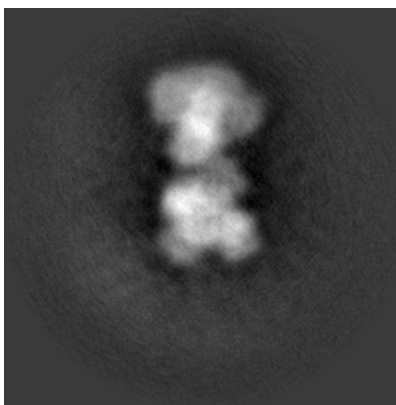


Z

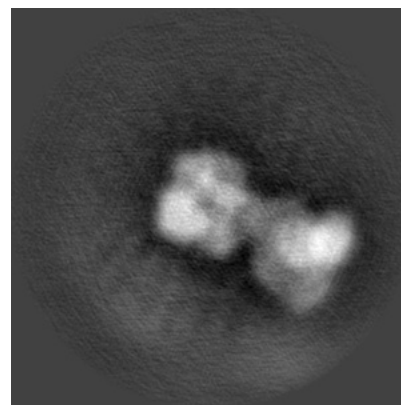
#### 6.1.2 Raw map



X



Y



Z

The images above show the map projected in three orthogonal directions.

## 6.2 Central slices [i](#)


### 6.2.1 Primary map



X Index: 125

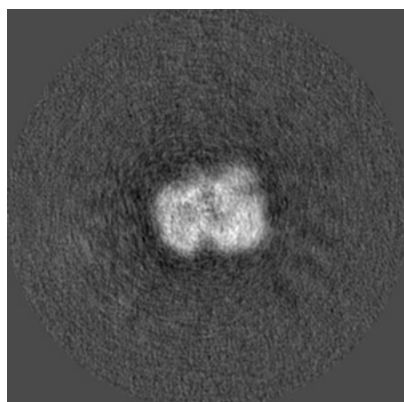


Y Index: 125

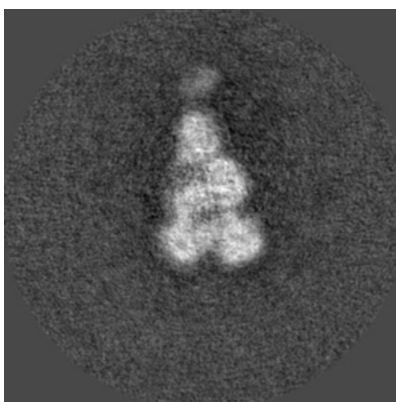


Z Index: 125

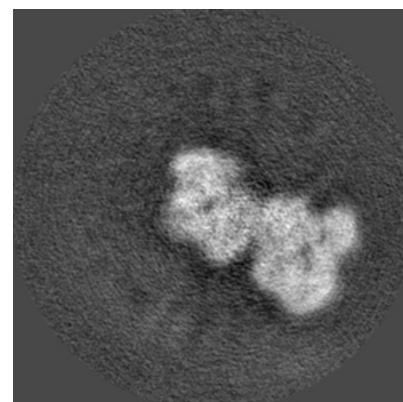
### 6.2.2 Raw map



X Index: 125



Y Index: 125




Z Index: 125

The images above show central slices of the map in three orthogonal directions.

## 6.3 Largest variance slices [i](#)


### 6.3.1 Primary map



X Index: 113

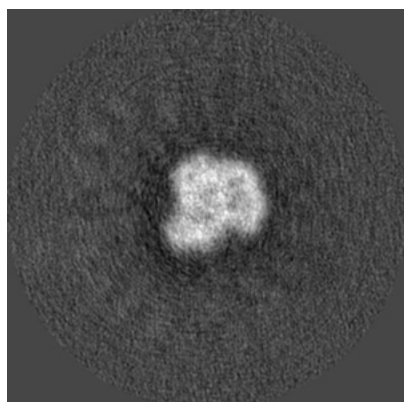


Y Index: 113

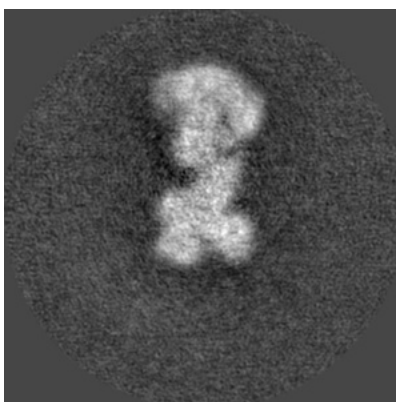


Z Index: 121

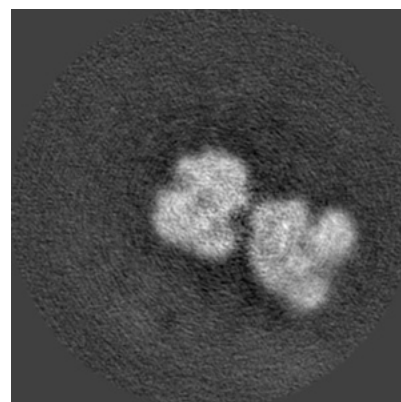
### 6.3.2 Raw map



X Index: 112



Y Index: 112

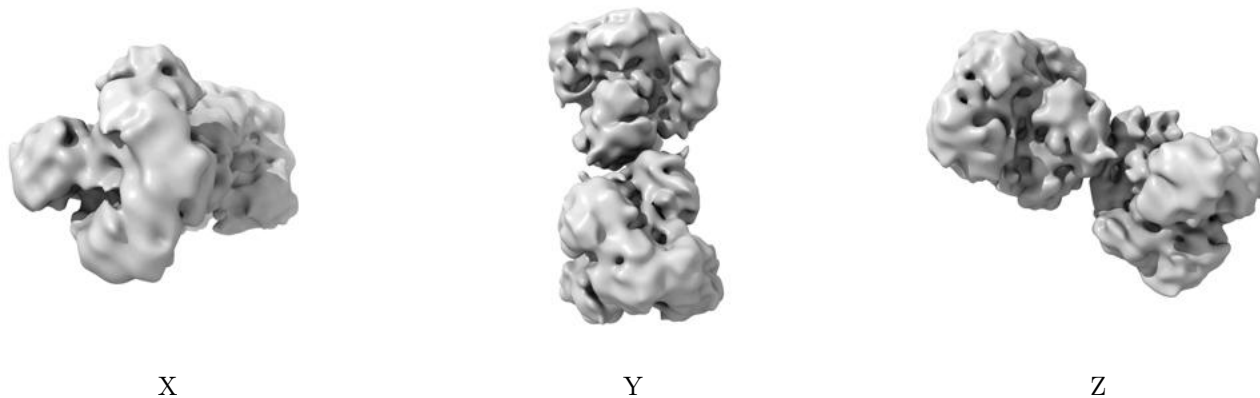


Z Index: 116

The images above show the largest variance slices of the map in three orthogonal directions.


## 6.4 Orthogonal surface views [i](#)

### 6.4.1 Primary map



The images above show the 3D surface view of the map at the recommended contour level 0.0143. These images, in conjunction with the slice images, may facilitate assessment of whether an appropriate contour level has been provided.

### 6.4.2 Raw map



These images show the 3D surface of the raw map. The raw map's contour level was selected so that its surface encloses the same volume as the primary map does at its recommended contour level.

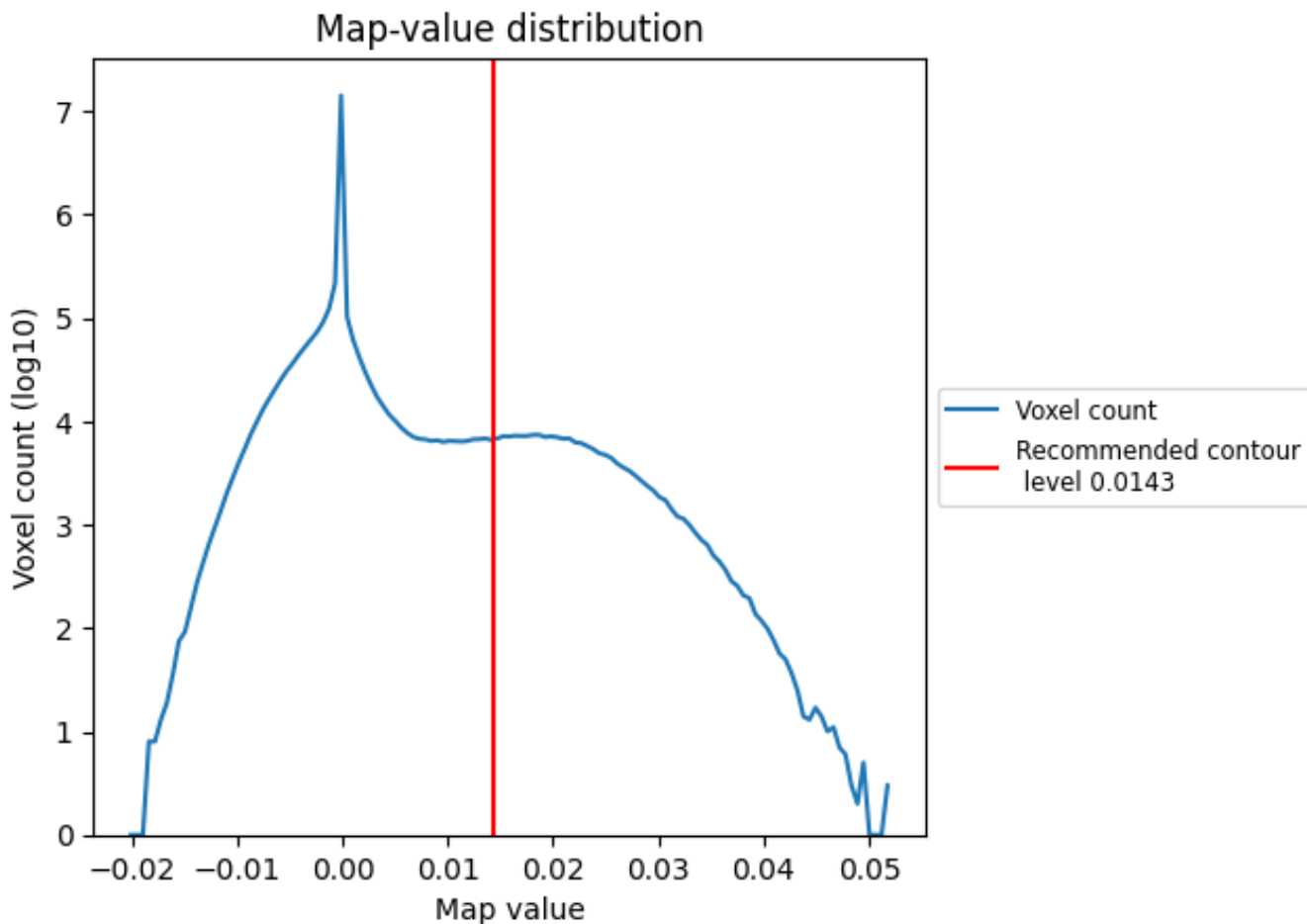
## 6.5 Mask visualisation [i](#)

This section was not generated. No masks/segmentation were deposited.

## 7 Map analysis [i](#)

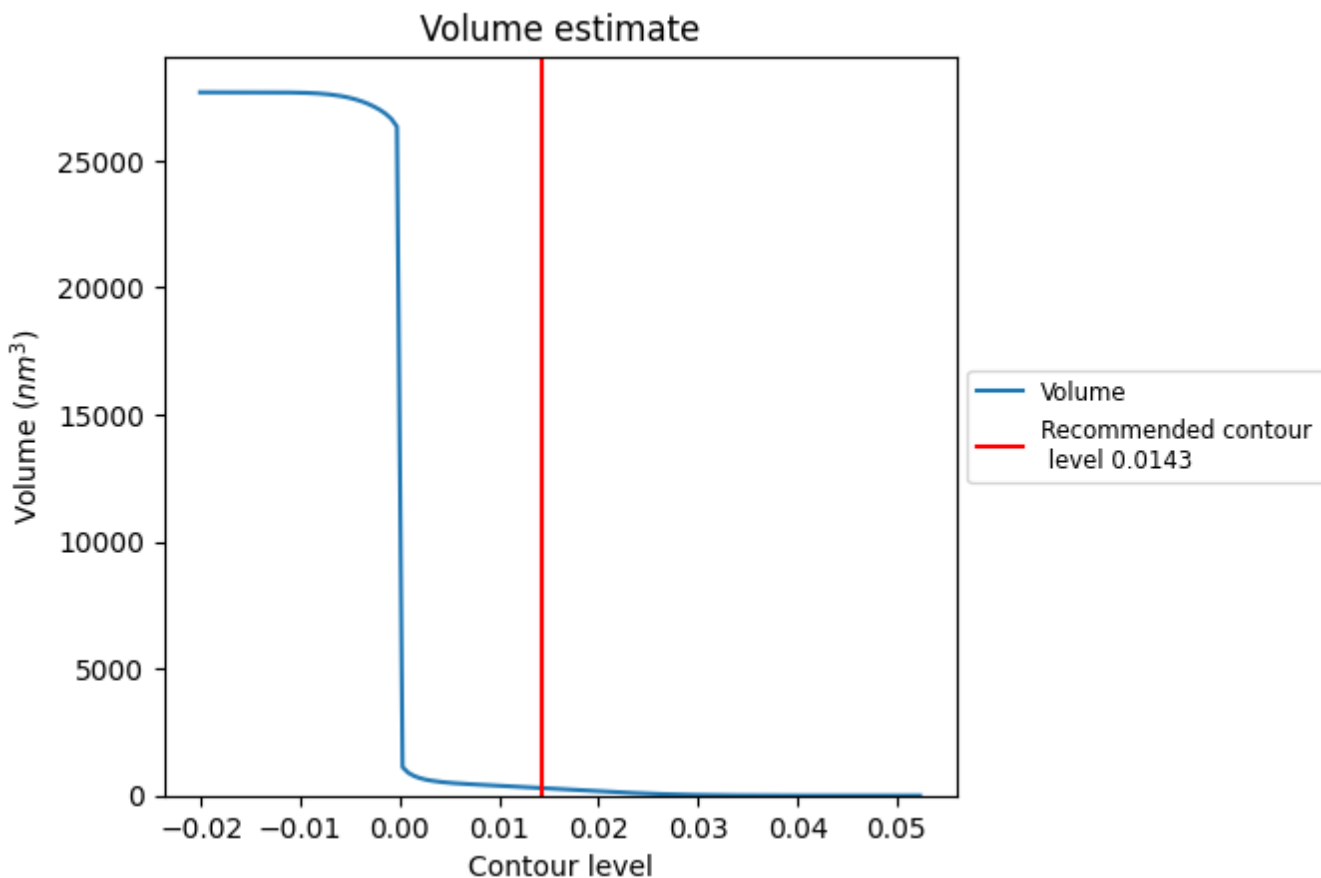
This section contains the results of statistical analysis of the map.

### 7.1 Map-value distribution [i](#)



The map-value distribution is plotted in 128 intervals along the x-axis. The y-axis is logarithmic. A spike in this graph at zero usually indicates that the volume has been masked.

## 7.2 Volume estimate [i](#)

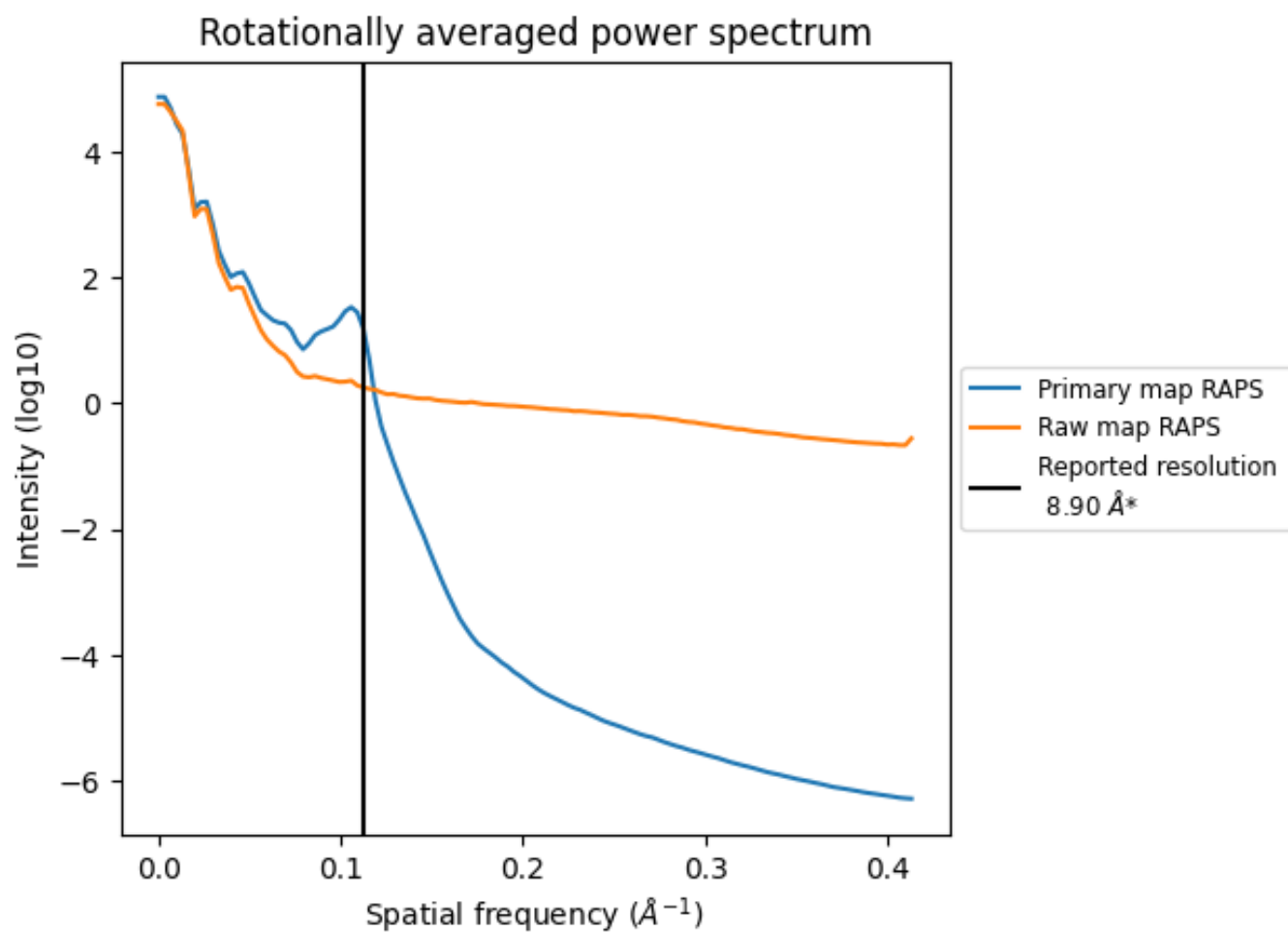


The volume at the recommended contour level is 300 nm<sup>3</sup>; this corresponds to an approximate mass of 271 kDa.

The volume estimate graph shows how the enclosed volume varies with the contour level. The recommended contour level is shown as a vertical line and the intersection between the line and the curve gives the volume of the enclosed surface at the given level.



### 7.3 Rotationally averaged power spectrum [i](#)

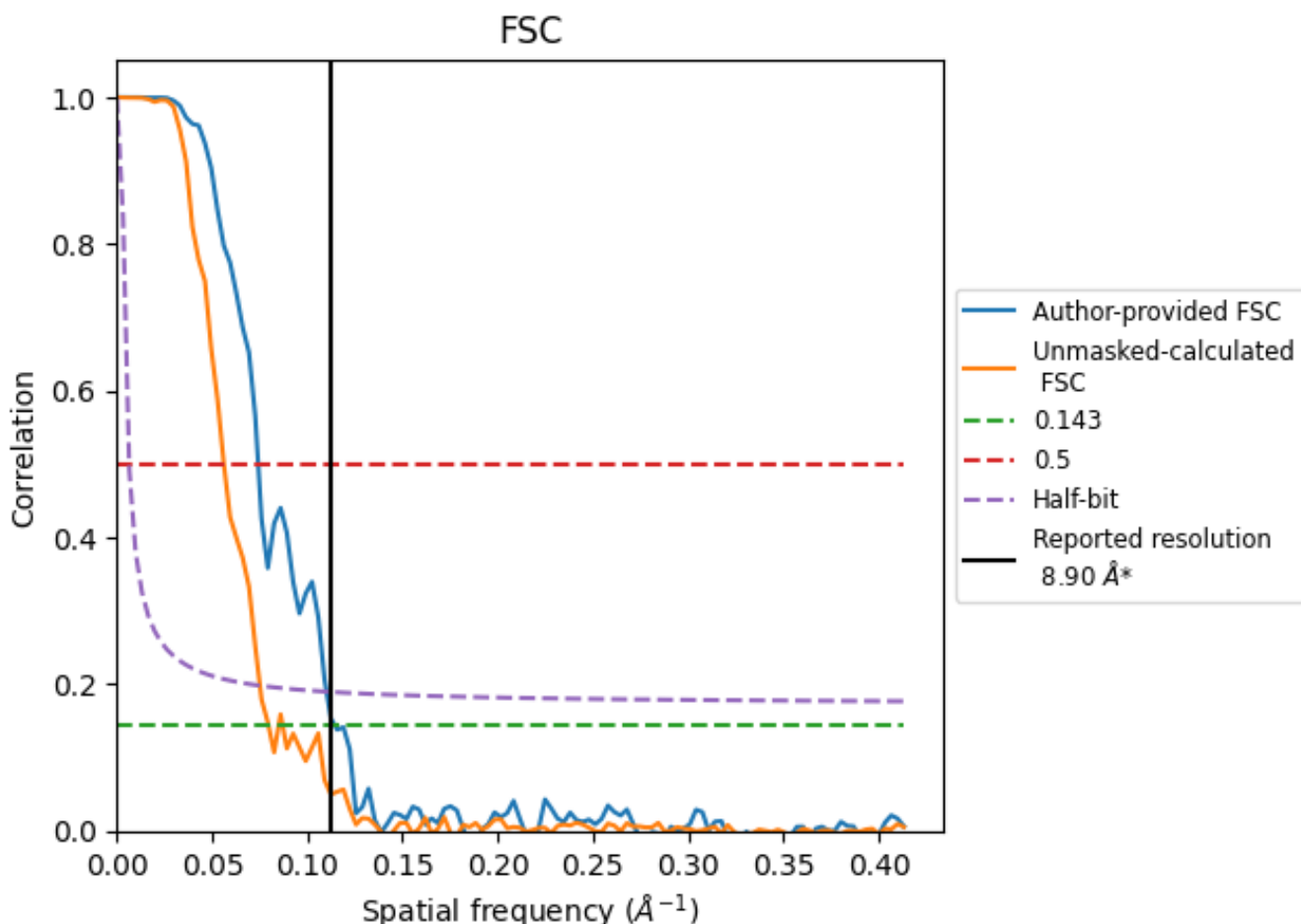


\*Reported resolution corresponds to spatial frequency of 0.112 Å<sup>-1</sup>

## 8 Fourier-Shell correlation [i](#)

Fourier-Shell Correlation (FSC) is the most commonly used method to estimate the resolution of single-particle and subtomogram-averaged maps. The shape of the curve depends on the imposed symmetry, mask and whether or not the two 3D reconstructions used were processed from a common reference. The reported resolution is shown as a black line. A curve is displayed for the half-bit criterion in addition to lines showing the 0.143 gold standard cut-off and 0.5 cut-off.

### 8.1 FSC [i](#)



\*Reported resolution corresponds to spatial frequency of  $0.112 \text{\AA}^{-1}$

## 8.2 Resolution estimates [i](#)

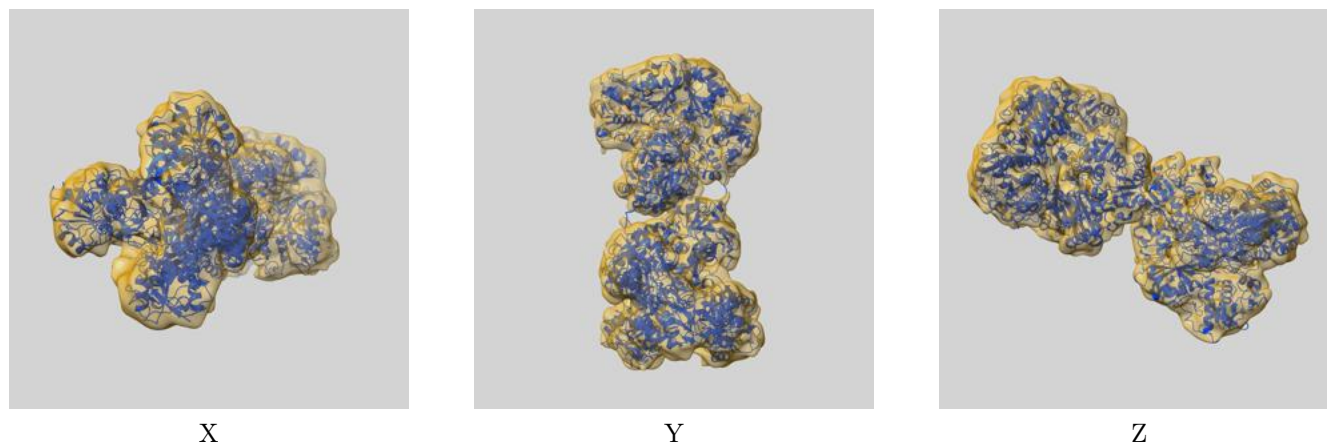
Resolution estimate (Å)	Estimation criterion (FSC cut-off)		
	0.143	0.5	Half-bit
Reported by author	8.90	-	-
Author-provided FSC curve	8.73	13.46	9.08
Unmasked-calculated*	12.55	17.79	13.30

\*Resolution estimate based on FSC curve calculated by comparison of deposited half-maps. The value from deposited half-maps intersecting FSC 0.143 CUT-OFF 12.55 differs from the reported value 8.9 by more than 10 %

## 9 Map-model fit [i](#)

This section contains information regarding the fit between EMDB map EMD-13825 and PDB model 7Q54. Per-residue inclusion information can be found in section 3 on page 5.

### 9.1 Map-model overlay [i](#)



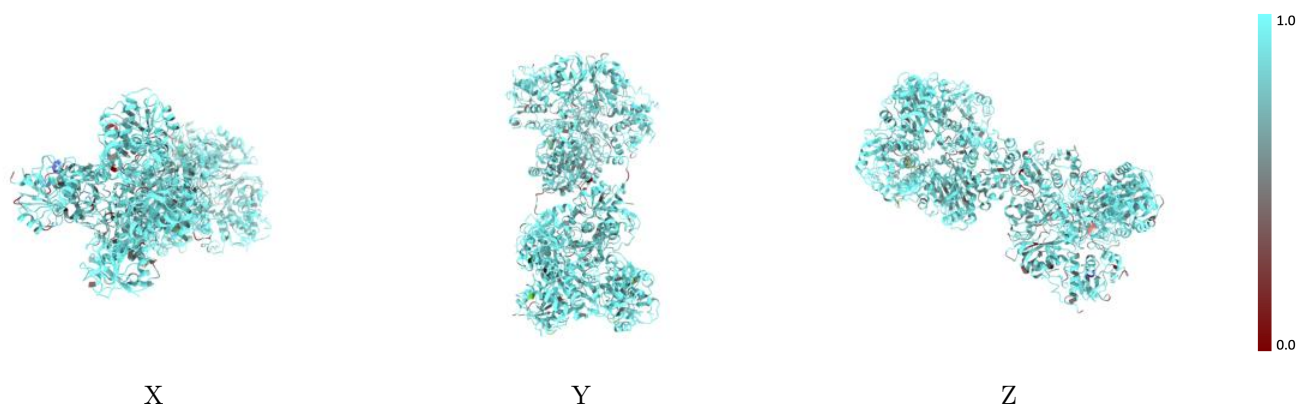
The images above show the 3D surface view of the map at the recommended contour level 0.0143 at 50% transparency in yellow overlaid with a ribbon representation of the model coloured in blue. These images allow for the visual assessment of the quality of fit between the atomic model and the map.

## 9.2 Q-score mapped to coordinate model [i](#)



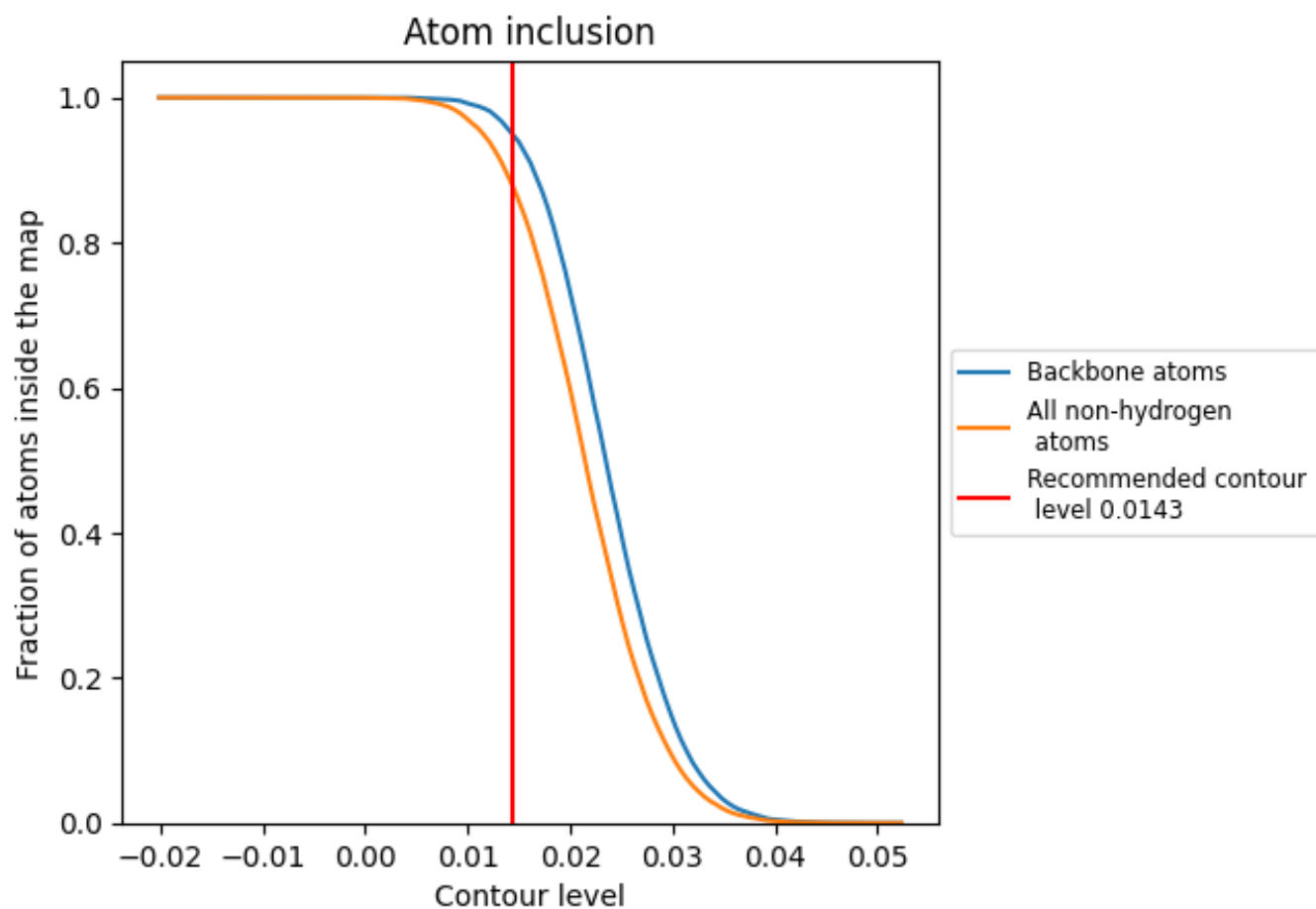
The images above show the model with each residue coloured according to its Q-score. This shows their resolvability in the map with higher Q-score values reflecting better resolvability. Please note: Q-score is calculating the resolvability of atoms, and thus high values are only expected at resolutions at which atoms can be resolved. Low Q-score values may therefore be expected for many entries.

## 9.3 Atom inclusion mapped to coordinate model [i](#)



The images above show the model with each residue coloured according to its atom inclusion. This shows to what extent they are inside the map at the recommended contour level (0.0143).



















## 9.4 Atom inclusion [i](#)



At the recommended contour level, 95% of all backbone atoms, 88% of all non-hydrogen atoms, are inside the map.

## 9.5 Map-model fit summary

The table lists the average atom inclusion at the recommended contour level (0.0143) and Q-score for the entire model and for each chain.

Chain	Atom inclusion	Q-score
All	 0.8817	 0.1350
A	 0.8475	 0.1330
B	 0.8869	 0.1350
C	 0.8336	 0.1310
D	 0.9054	 0.1280
O	 0.8637	 0.1480
P	 0.9132	 0.1370
Q	 0.8913	 0.1350
R	 0.9160	 0.1320

