



Full wwPDB EM Validation Report ⓘ

Oct 17, 2022 – 02:42 pm BST

PDB ID : 7QVI
EMDB ID : EMD-14178
Title : Fiber-forming RubisCO derived from ancestral sequence reconstruction and rational engineering
Authors : Schulz, L.; Zarzycki, J.; Prinz, S.; Schuller, J.M.; Erb, T.J.; Hochberg, G.K.A.
Deposited on : 2022-01-21
Resolution : 3.00 Å(reported)

This is a Full wwPDB EM Validation Report for a publicly released PDB entry.

We welcome your comments at validation@mail.wwpdb.org

A user guide is available at

<https://www.wwpdb.org/validation/2017/EMValidationReportHelp>

with specific help available everywhere you see the ⓘ symbol.

The types of validation reports are described at

<http://www.wwpdb.org/validation/2017/FAQs#types>.

The following versions of software and data (see [references ⓘ](#)) were used in the production of this report:

EMDB validation analysis : 0.0.1.dev43
Mogul : 1.8.4, CSD as541be (2020)
MolProbity : 4.02b-467
buster-report : 1.1.7 (2018)
Percentile statistics : 20191225.v01 (using entries in the PDB archive December 25th 2019)
MapQ : 1.9.9
Ideal geometry (proteins) : Engh & Huber (2001)
Ideal geometry (DNA, RNA) : Parkinson et al. (1996)
Validation Pipeline (wwPDB-VP) : 2.31.2

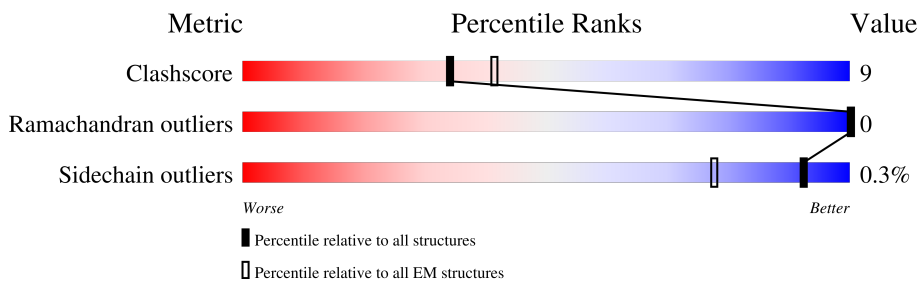
1 Overall quality at a glance

The following experimental techniques were used to determine the structure:

ELECTRON MICROSCOPY

The reported resolution of this entry is 3.00 Å.

Percentile scores (ranging between 0-100) for global validation metrics of the entry are shown in the following graphic. The table shows the number of entries on which the scores are based.




Metric	Whole archive (#Entries)	EM structures (#Entries)
Clashscore	158937	4297
Ramachandran outliers	154571	4023
Sidechain outliers	154315	3826

The table below summarises the geometric issues observed across the polymeric chains and their fit to the map. The red, orange, yellow and green segments of the bar indicate the fraction of residues that contain outliers for ≥ 3 , 2, 1 and 0 types of geometric quality criteria respectively. A grey segment represents the fraction of residues that are not modelled. The numeric value for each fraction is indicated below the corresponding segment, with a dot representing fractions $\leq 5\%$. The upper red bar (where present) indicates the fraction of residues that have poor fit to the EM map (all-atom inclusion $< 40\%$). The numeric value is given above the bar.

Mol	Chain	Length	Quality of chain
1	A	457	
1	B	457	
1	C	457	
1	D	457	
1	E	457	
1	F	457	
1	G	457	
1	H	457	

Continued on next page...

Continued from previous page...

Mol	Chain	Length	Quality of chain
1	I	457	 79% 18%
1	J	457	 79% 18%
1	K	457	 75% 23%
1	L	457	 76% 21%
1	M	457	 77% 21%
1	N	457	 77% 21%
1	O	457	 77% 21%
1	P	457	 75% 22%

2 Entry composition [i](#)

There are 3 unique types of molecules in this entry. The entry contains 56600 atoms, of which 0 are hydrogens and 0 are deuteriums.

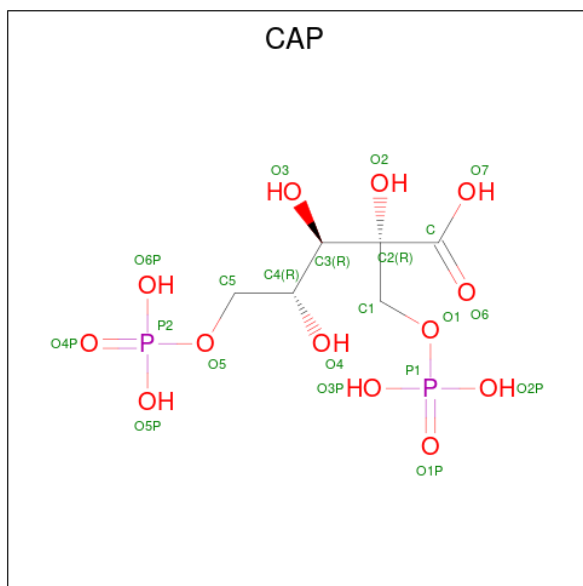
In the tables below, the AltConf column contains the number of residues with at least one atom in alternate conformation and the Trace column contains the number of residues modelled with at most 2 atoms.

- Molecule 1 is a protein called RubisCO large subunit.

Mol	Chain	Residues	Atoms					AltConf	Trace
			Total	C	N	O	S		
1	A	444	3503	2222	624	642	15	0	0
1	B	447	3528	2236	631	646	15	0	0
1	C	444	3503	2222	624	642	15	0	0
1	D	447	3528	2236	631	646	15	0	0
1	E	444	3503	2222	624	642	15	0	0
1	F	447	3528	2236	631	646	15	0	0
1	G	444	3503	2222	624	642	15	0	0
1	H	447	3528	2236	631	646	15	0	0
1	I	447	3528	2236	631	646	15	0	0
1	J	444	3503	2222	624	642	15	0	0
1	K	447	3528	2236	631	646	15	0	0
1	L	444	3503	2222	624	642	15	0	0
1	M	447	3528	2236	631	646	15	0	0
1	N	444	3503	2222	624	642	15	0	0
1	O	447	3528	2236	631	646	15	0	0
1	P	444	3503	2222	624	642	15	0	0

- Molecule 2 is 2-CARBOXYARABINITOL-1,5-DIPHOSPHATE (three-letter code: CAP)

(formula: C₆H₁₄O₁₃P₂) (labeled as "Ligand of Interest" by depositor).



Mol	Chain	Residues	Atoms			AltConf	
			Total	C	O		P
2	A	1	21	6	13	2	0
2	B	1	21	6	13	2	0
2	C	1	21	6	13	2	0
2	D	1	21	6	13	2	0
2	E	1	21	6	13	2	0
2	F	1	21	6	13	2	0
2	G	1	21	6	13	2	0
2	H	1	21	6	13	2	0
2	I	1	21	6	13	2	0
2	J	1	21	6	13	2	0
2	K	1	21	6	13	2	0
2	L	1	21	6	13	2	0
2	M	1	21	6	13	2	0

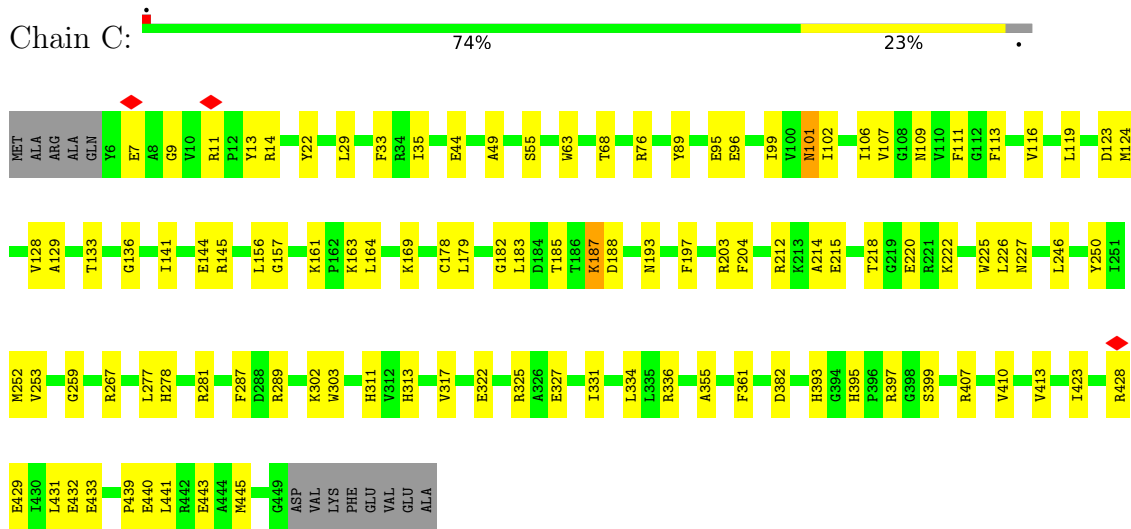
Continued on next page...

Continued from previous page...

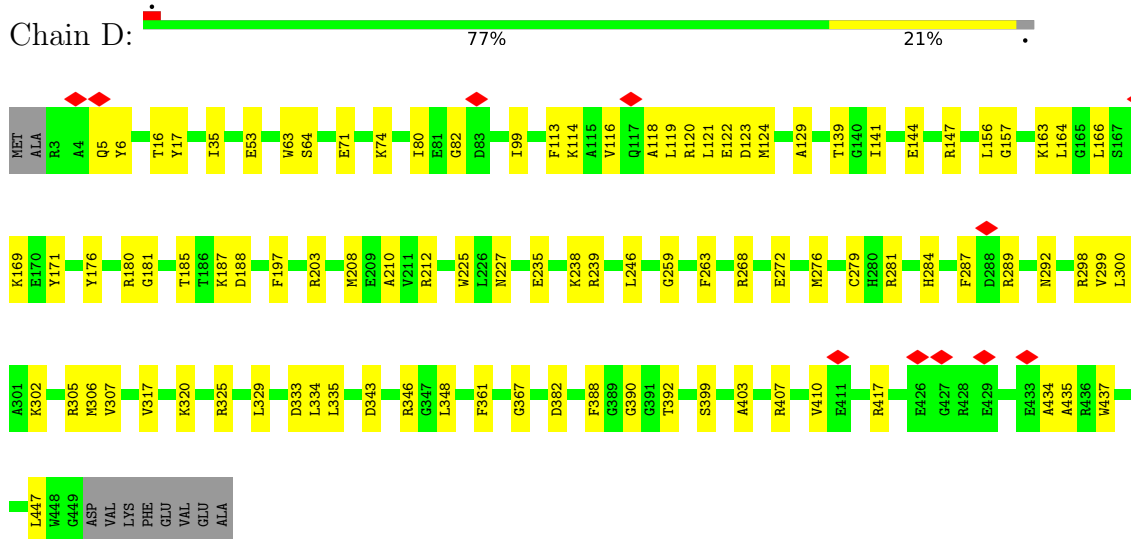
Mol	Chain	Residues	Atoms				AltConf
2	N	1	Total	C	O	P	0
			21	6	13	2	
2	O	1	Total	C	O	P	0
			21	6	13	2	
2	P	1	Total	C	O	P	0
			21	6	13	2	

- Molecule 3 is MAGNESIUM ION (three-letter code: MG) (formula: Mg) (labeled as "Ligand of Interest" by depositor).

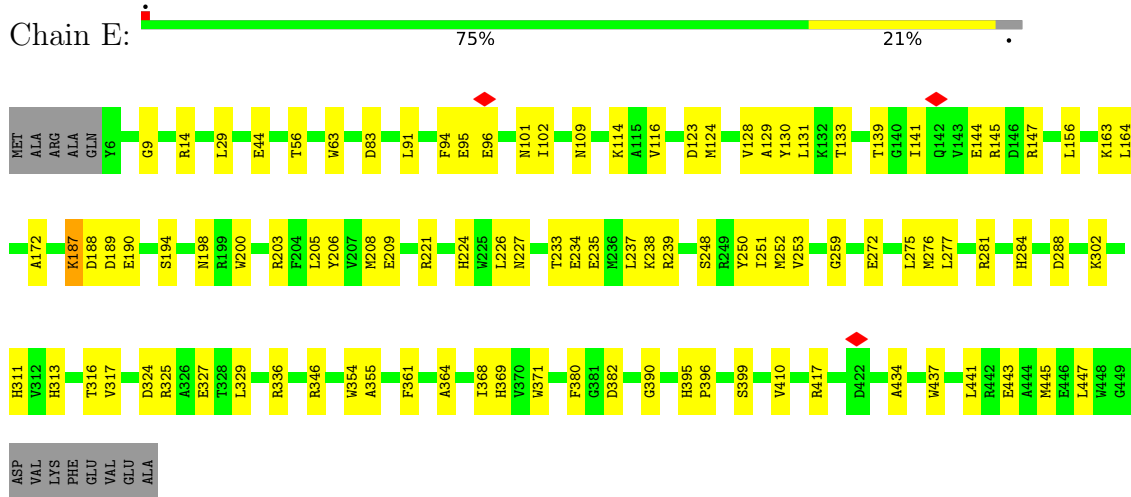
Mol	Chain	Residues	Atoms		AltConf
3	A	1	Total	Mg	0
			1	1	
3	B	1	Total	Mg	0
			1	1	
3	C	1	Total	Mg	0
			1	1	
3	D	1	Total	Mg	0
			1	1	
3	E	1	Total	Mg	0
			1	1	
3	F	1	Total	Mg	0
			1	1	
3	G	1	Total	Mg	0
			1	1	
3	H	1	Total	Mg	0
			1	1	
3	I	1	Total	Mg	0
			1	1	
3	J	1	Total	Mg	0
			1	1	
3	K	1	Total	Mg	0
			1	1	
3	L	1	Total	Mg	0
			1	1	
3	M	1	Total	Mg	0
			1	1	
3	N	1	Total	Mg	0
			1	1	
3	O	1	Total	Mg	0
			1	1	
3	P	1	Total	Mg	0
			1	1	



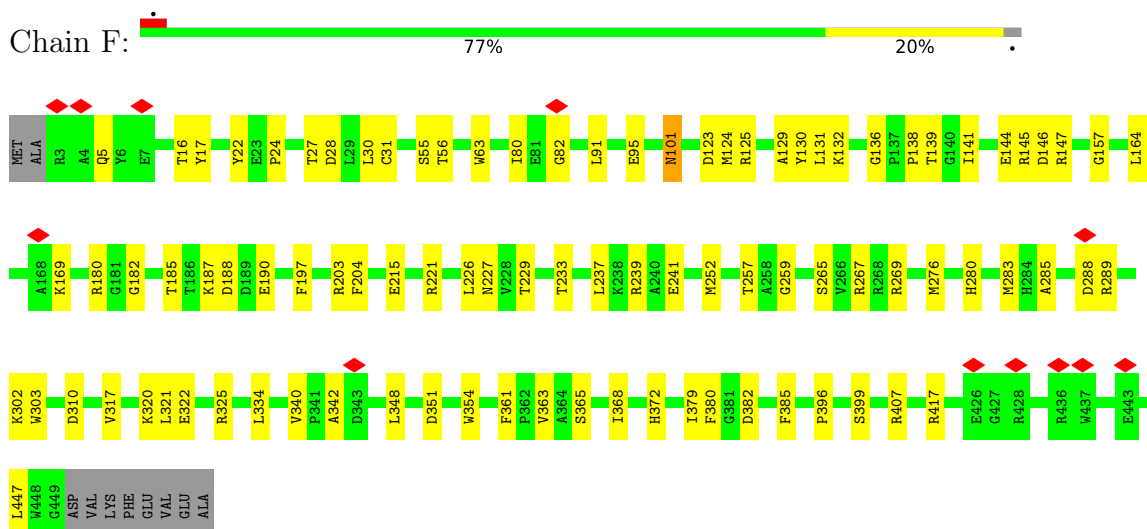
• Molecule 1: RubisCO large subunit



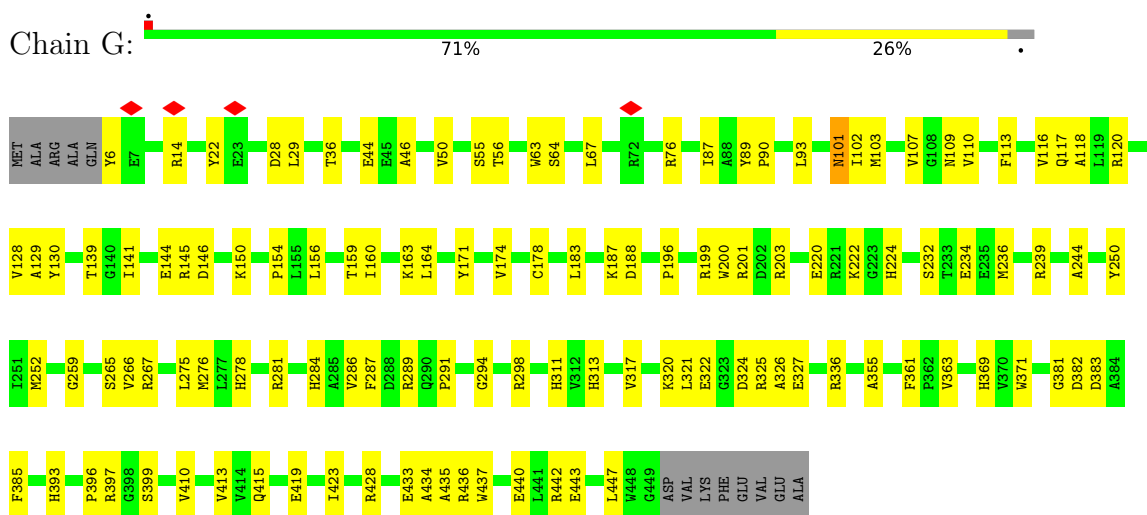
• Molecule 1: RubisCO large subunit



• Molecule 1: RubisCO large subunit

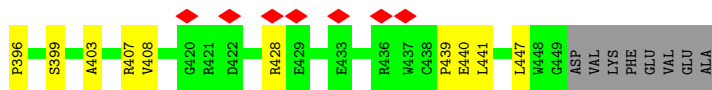


• Molecule 1: RubisCO large subunit

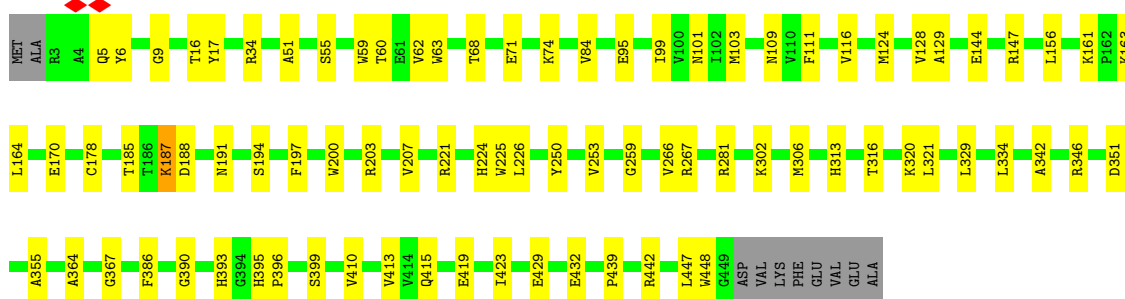
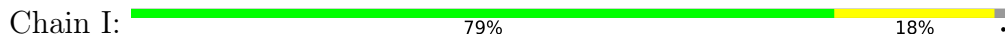


• Molecule 1: RubisCO large subunit

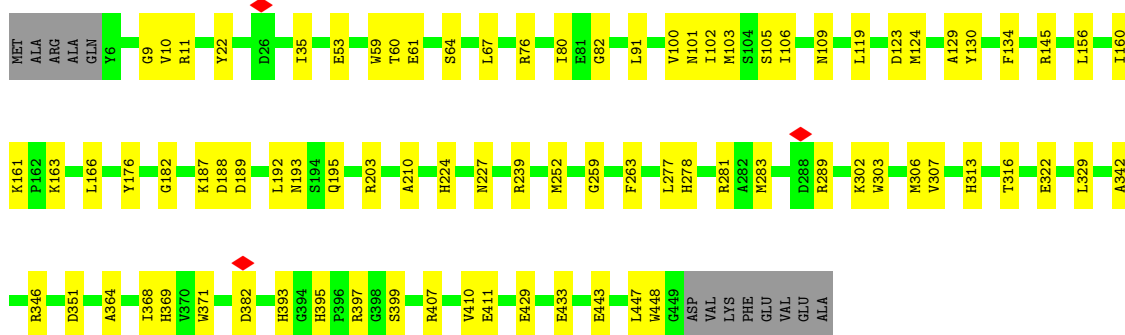
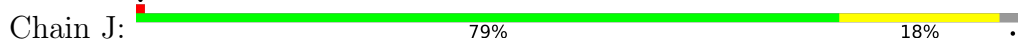




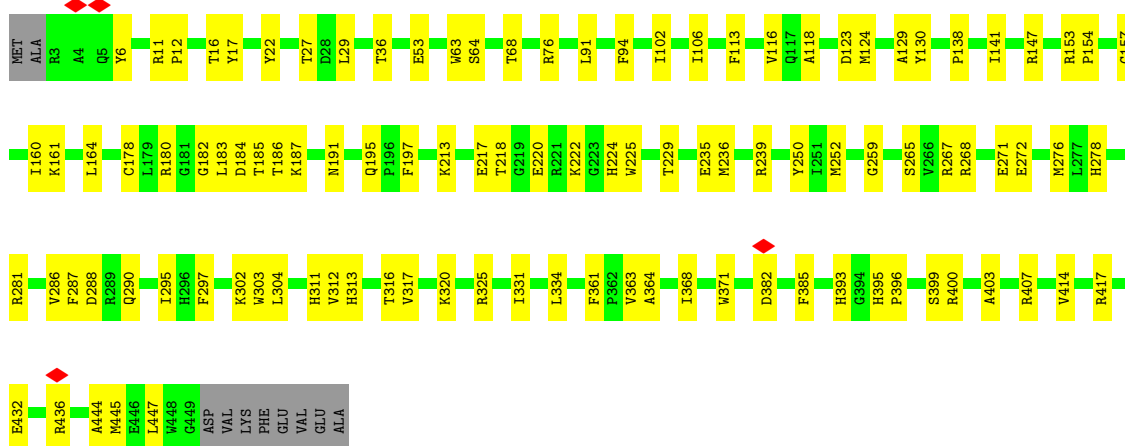
• Molecule 1: RubisCO large subunit



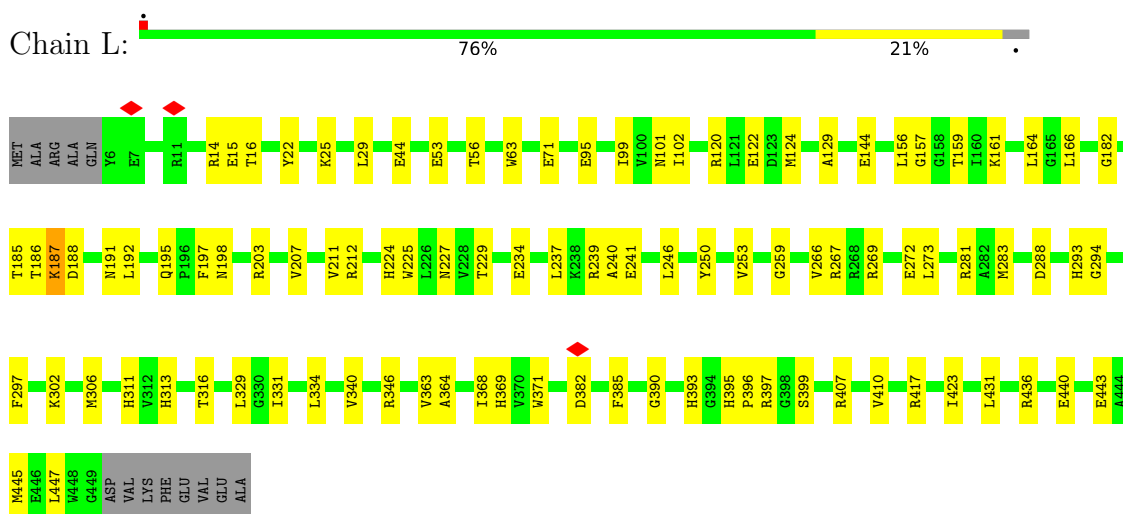
• Molecule 1: RubisCO large subunit



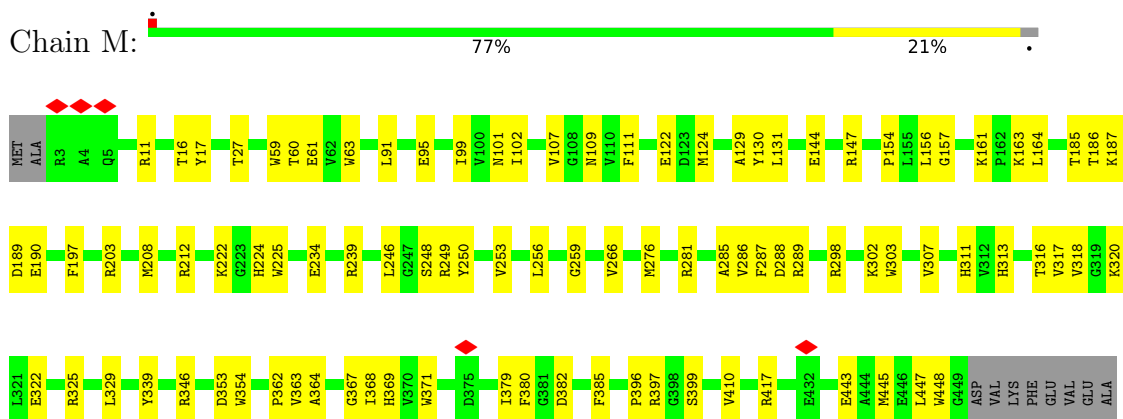
• Molecule 1: RubisCO large subunit



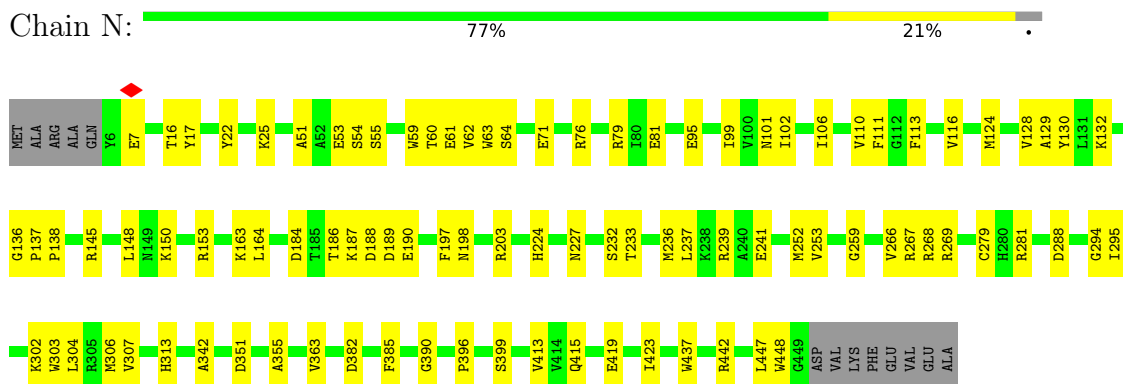
- Molecule 1: RubisCO large subunit



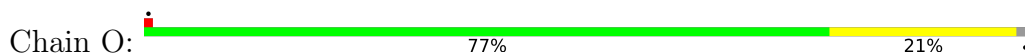
- Molecule 1: RubisCO large subunit

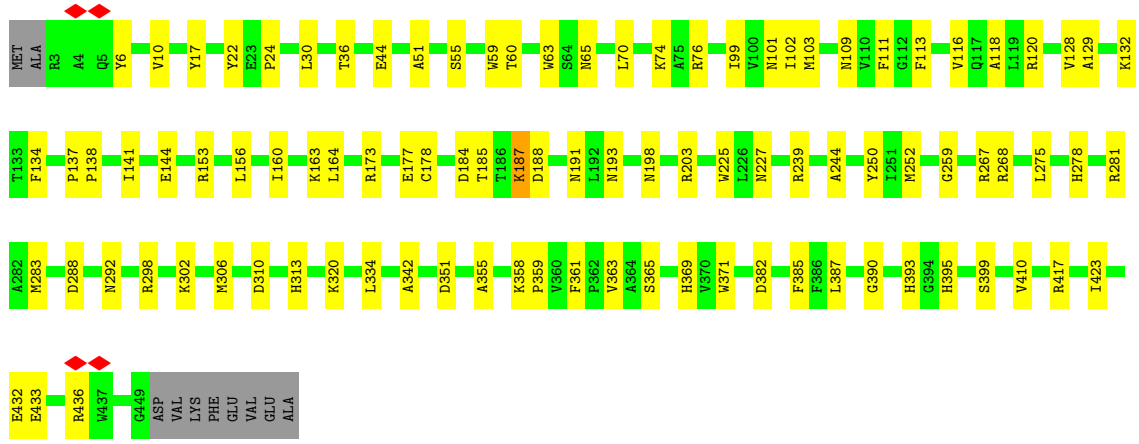


- Molecule 1: RubisCO large subunit

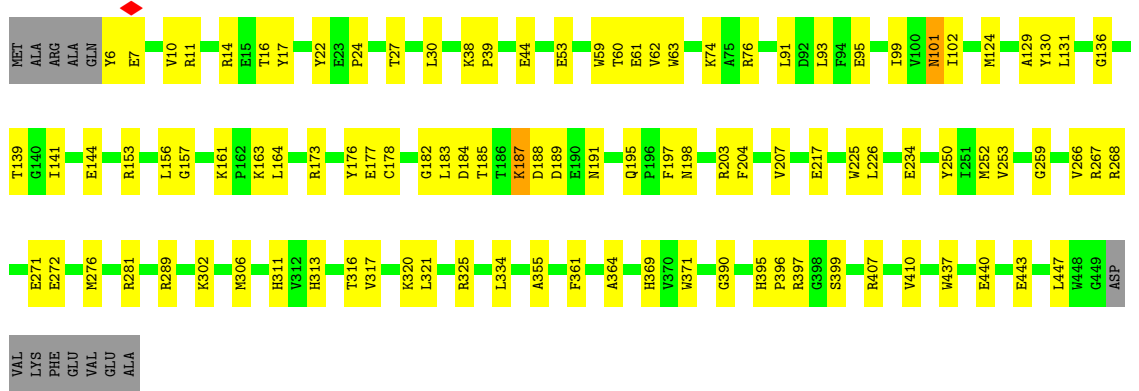


- Molecule 1: RubisCO large subunit





• Molecule 1: RubisCO large subunit



4 Experimental information

Property	Value	Source
EM reconstruction method	SINGLE PARTICLE	Depositor
Imposed symmetry	POINT, Not provided	
Number of particles used	171572	Depositor
Resolution determination method	FSC 0.143 CUT-OFF	Depositor
CTF correction method	PHASE FLIPPING AND AMPLITUDE CORRECTION	Depositor
Microscope	FEI TITAN KRIOS	Depositor
Voltage (kV)	300	Depositor
Electron dose ($e^-/\text{\AA}^2$)	40	Depositor
Minimum defocus (nm)	500	Depositor
Maximum defocus (nm)	2500	Depositor
Magnification	Not provided	
Image detector	GATAN K3 BIOQUANTUM (6k x 4k)	Depositor
Maximum map value	0.864	Depositor
Minimum map value	-0.518	Depositor
Average map value	0.001	Depositor
Map value standard deviation	0.039	Depositor
Recommended contour level	0.16	Depositor
Map size (\AA)	334.80002, 334.80002, 334.80002	wwPDB
Map dimensions	400, 400, 400	wwPDB
Map angles ($^\circ$)	90.0, 90.0, 90.0	wwPDB
Pixel spacing (\AA)	0.8370001, 0.8370001, 0.8370001	Depositor

5 Model quality i

5.1 Standard geometry i

Bond lengths and bond angles in the following residue types are not validated in this section: MG, CAP, KCX

The Z score for a bond length (or angle) is the number of standard deviations the observed value is removed from the expected value. A bond length (or angle) with $|Z| > 5$ is considered an outlier worth inspection. RMSZ is the root-mean-square of all Z scores of the bond lengths (or angles).

Mol	Chain	Bond lengths		Bond angles	
		RMSZ	# Z >5	RMSZ	# Z >5
1	A	0.26	0/3577	0.43	0/4847
1	B	0.25	0/3602	0.43	0/4880
1	C	0.26	0/3577	0.42	0/4847
1	D	0.25	0/3602	0.43	0/4880
1	E	0.26	0/3577	0.43	0/4847
1	F	0.25	0/3602	0.42	0/4880
1	G	0.25	0/3577	0.42	0/4847
1	H	0.26	0/3602	0.43	0/4880
1	I	0.26	0/3602	0.43	0/4880
1	J	0.26	0/3577	0.42	0/4847
1	K	0.26	0/3602	0.44	0/4880
1	L	0.26	0/3577	0.43	0/4847
1	M	0.26	0/3602	0.44	0/4880
1	N	0.26	0/3577	0.43	0/4847
1	O	0.26	0/3602	0.43	0/4880
1	P	0.26	0/3577	0.43	0/4847
All	All	0.26	0/57432	0.43	0/77816

There are no bond length outliers.

There are no bond angle outliers.

There are no chirality outliers.

There are no planarity outliers.

5.2 Too-close contacts i

In the following table, the Non-H and H(model) columns list the number of non-hydrogen atoms and hydrogen atoms in the chain respectively. The H(added) column lists the number of hydrogen atoms added and optimized by MolProbity. The Clashes column lists the number of clashes within the asymmetric unit, whereas Symm-Clashes lists symmetry-related clashes.

Mol	Chain	Non-H	H(model)	H(added)	Clashes	Symm-Clashes
1	A	3503	0	3414	68	0
1	B	3528	0	3440	73	0
1	C	3503	0	3414	76	0
1	D	3528	0	3440	71	0
1	E	3503	0	3414	71	0
1	F	3528	0	3440	67	0
1	G	3503	0	3414	90	0
1	H	3528	0	3440	81	0
1	I	3528	0	3440	60	0
1	J	3503	0	3414	66	0
1	K	3528	0	3440	77	0
1	L	3503	0	3414	72	0
1	M	3528	0	3440	72	0
1	N	3503	0	3414	67	0
1	O	3528	0	3440	70	0
1	P	3503	0	3414	71	0
2	A	21	0	7	1	0
2	B	21	0	7	1	0
2	C	21	0	7	0	0
2	D	21	0	7	2	0
2	E	21	0	7	2	0
2	F	21	0	7	2	0
2	G	21	0	8	1	0
2	H	21	0	7	2	0
2	I	21	0	7	3	0
2	J	21	0	7	0	0
2	K	21	0	8	0	0
2	L	21	0	8	3	0
2	M	21	0	7	0	0
2	N	21	0	7	3	0
2	O	21	0	8	1	0
2	P	21	0	7	2	0
3	A	1	0	0	0	0
3	B	1	0	0	0	0
3	C	1	0	0	0	0
3	D	1	0	0	0	0
3	E	1	0	0	0	0
3	F	1	0	0	0	0
3	G	1	0	0	0	0
3	H	1	0	0	0	0
3	I	1	0	0	0	0
3	J	1	0	0	0	0
3	K	1	0	0	0	0

Continued on next page...

Continued from previous page...

Mol	Chain	Non-H	H(model)	H(added)	Clashes	Symm-Clashes
3	L	1	0	0	0	0
3	M	1	0	0	0	0
3	N	1	0	0	0	0
3	O	1	0	0	0	0
3	P	1	0	0	0	0
All	All	56600	0	54948	995	0

The all-atom clashscore is defined as the number of clashes found per 1000 atoms (including hydrogen atoms). The all-atom clashscore for this structure is 9.

All (995) close contacts within the same asymmetric unit are listed below, sorted by their clash magnitude.

Atom-1	Atom-2	Interatomic distance (Å)	Clash overlap (Å)
1:K:399:SER:HG	1:L:63:TRP:HE1	1.12	0.97
1:E:399:SER:HG	1:F:63:TRP:HE1	1.07	0.97
1:M:399:SER:HG	1:N:63:TRP:HE1	1.17	0.90
1:K:63:TRP:HE1	1:L:399:SER:HG	1.13	0.88
1:K:186:THR:HG1	1:K:224:HIS:HD1	1.23	0.87
1:I:63:TRP:HE1	1:J:399:SER:HG	1.15	0.85
1:O:63:TRP:HE1	1:P:399:SER:HG	1.25	0.84
1:M:63:TRP:HE1	1:N:399:SER:HG	1.22	0.82
1:K:11:ARG:HE	1:K:12:PRO:HD2	1.46	0.80
1:K:252:MET:HG3	1:K:278:HIS:HD2	1.46	0.80
1:C:399:SER:HG	1:D:63:TRP:HE1	1.29	0.80
1:L:15:GLU:HG3	1:L:16:THR:HG23	1.67	0.76
1:C:96:GLU:HB3	1:C:133:THR:HG21	1.65	0.76
1:I:116:VAL:O	1:J:289:ARG:NH2	2.17	0.76
1:K:178:CYS:HB3	1:K:183:LEU:HD12	1.66	0.76
1:C:116:VAL:O	1:D:289:ARG:NH2	2.19	0.76
1:C:124:MET:HE1	1:C:303:TRP:HE1	1.52	0.74
1:G:63:TRP:HE1	1:H:399:SER:HG	1.33	0.74
1:H:160:ILE:HA	1:H:393:HIS:HE1	1.52	0.74
1:I:156:LEU:HD21	1:I:410:VAL:HG21	1.69	0.74
1:J:156:LEU:HD21	1:J:410:VAL:HG21	1.69	0.74
1:A:436:ARG:HH11	1:I:5:GLN:HB2	1.52	0.74
1:H:102:ILE:HD11	1:H:130:TYR:HE2	1.53	0.73
1:L:124:MET:O	1:L:302:LYS:NZ	2.20	0.73
1:C:63:TRP:HE1	1:D:399:SER:HG	1.35	0.73
1:I:259:GLY:HA3	1:J:259:GLY:HA3	1.70	0.73
1:J:91:LEU:HD21	1:O:132:LYS:HD2	1.71	0.72
1:A:188:ASP:OD1	1:A:224:HIS:NE2	2.20	0.72

Continued on next page...

Continued from previous page...

Atom-1	Atom-2	Interatomic distance (Å)	Clash overlap (Å)
1:I:124:MET:O	1:I:302:LYS:NZ	2.21	0.72
1:P:191:ASN:O	1:P:195:GLN:NE2	2.23	0.72
1:L:188:ASP:OD1	1:L:224:HIS:NE2	2.23	0.71
2:G:501:CAP:H4	1:H:109:ASN:HD21	1.56	0.71
1:A:399:SER:HG	1:B:63:TRP:HE1	1.33	0.71
1:J:102:ILE:HD11	1:J:130:TYR:HE2	1.54	0.71
1:H:212:ARG:NH2	1:H:246:LEU:O	2.24	0.70
1:A:144:GLU:OE2	1:A:311:HIS:NE2	2.24	0.70
1:F:139:THR:HG21	1:F:276:MET:HG2	1.73	0.70
1:A:239:ARG:NH2	1:B:95:GLU:OE2	2.22	0.70
1:K:218:THR:HG21	1:K:222:LYS:HE2	1.71	0.70
1:A:156:LEU:HD21	1:A:410:VAL:HG21	1.74	0.70
1:E:63:TRP:HE1	1:F:399:SER:HG	1.37	0.70
1:P:102:ILE:HD11	1:P:130:TYR:HE2	1.55	0.70
1:P:38:LYS:HD3	1:P:39:PRO:HD2	1.72	0.69
1:C:439:PRO:HG3	1:L:397:ARG:NH2	2.07	0.69
1:E:156:LEU:HD21	1:E:410:VAL:HG21	1.74	0.69
1:I:144:GLU:OE2	1:I:250:TYR:OH	2.10	0.68
1:E:147:ARG:O	1:E:221:ARG:NH2	2.26	0.68
1:G:244:ALA:HB2	1:G:275:LEU:HD11	1.74	0.68
1:E:259:GLY:HA3	1:F:259:GLY:HA3	1.75	0.67
1:E:281:ARG:HG2	1:E:313:HIS:HB2	1.77	0.67
1:F:334:LEU:HD11	1:F:348:LEU:HD11	1.77	0.67
1:K:259:GLY:HA3	1:L:259:GLY:HA3	1.75	0.67
1:I:448:TRP:HE1	1:J:60:THR:HG21	1.58	0.67
1:J:124:MET:O	1:J:302:LYS:NZ	2.26	0.67
1:K:182:GLY:O	1:K:407:ARG:NH1	2.28	0.67
1:N:163:LYS:HG3	1:N:189:ASP:OD2	1.95	0.67
1:N:102:ILE:HD11	1:N:130:TYR:HE2	1.59	0.67
1:N:145:ARG:NH2	1:N:382:ASP:O	2.27	0.66
1:K:191:ASN:O	1:K:195:GLN:NE2	2.28	0.66
1:E:91:LEU:HD11	1:E:130:TYR:HB2	1.75	0.66
1:K:371:TRP:NE1	1:K:445:MET:O	2.22	0.66
1:I:95:GLU:OE2	1:J:239:ARG:NH2	2.29	0.66
1:B:298:ARG:NH2	1:B:327:GLU:OE1	2.28	0.66
1:C:156:LEU:HD21	1:C:410:VAL:HG21	1.77	0.66
1:C:163:LYS:NZ	1:D:53:GLU:O	2.29	0.66
1:C:178:CYS:HB3	1:C:183:LEU:HD12	1.77	0.66
1:J:429:GLU:O	1:J:433:GLU:HG3	1.95	0.66
1:G:109:ASN:ND2	2:H:501:CAP:O7	2.29	0.65
1:J:11:ARG:HE	1:J:61:GLU:HG3	1.61	0.65

Continued on next page...

Continued from previous page...

Atom-1	Atom-2	Interatomic distance (Å)	Clash overlap (Å)
1:G:298:ARG:HH22	1:G:327:GLU:HG3	1.61	0.65
1:L:186:THR:OG1	1:L:224:HIS:ND1	2.29	0.65
1:H:396:PRO:HD3	1:H:447:LEU:HD22	1.78	0.65
1:C:193:ASN:OD1	1:C:227:ASN:ND2	2.29	0.65
1:H:124:MET:O	1:H:302:LYS:NZ	2.23	0.65
1:G:363:VAL:HG22	1:G:385:PHE:HB2	1.77	0.65
1:O:51:ALA:O	1:O:55:SER:OG	2.14	0.65
1:G:67:LEU:HD21	1:H:173:ARG:HH21	1.62	0.64
1:I:163:LYS:NZ	1:J:53:GLU:O	2.31	0.64
1:C:109:ASN:ND2	2:D:501:CAP:O7	2.30	0.64
1:E:188:ASP:OD1	1:E:224:HIS:NE2	2.21	0.64
1:F:144:GLU:HG3	1:F:276:MET:SD	2.38	0.64
1:P:10:VAL:HG22	1:P:60:THR:HG22	1.80	0.64
1:O:259:GLY:HA3	1:P:259:GLY:HA3	1.79	0.64
1:G:397:ARG:HH12	1:G:440:GLU:HG3	1.63	0.64
1:L:397:ARG:NH2	1:L:443:GLU:OE2	2.30	0.64
1:A:124:MET:O	1:A:302:LYS:NZ	2.28	0.64
1:E:239:ARG:NH2	1:F:95:GLU:OE2	2.30	0.63
1:G:156:LEU:HD21	1:G:410:VAL:HG21	1.78	0.63
1:O:417:ARG:HB2	1:O:423:ILE:HD11	1.80	0.63
1:E:336:ARG:NH1	1:E:380:PHE:O	2.29	0.63
1:F:227:ASN:HA	1:F:252:MET:HB3	1.81	0.63
1:C:7:GLU:OE1	1:C:11:ARG:NH1	2.32	0.63
1:E:102:ILE:HD11	1:E:130:TYR:HE2	1.64	0.63
1:B:188:ASP:OD1	1:B:224:HIS:NE2	2.29	0.63
1:A:298:ARG:HH22	1:A:327:GLU:HG2	1.62	0.63
1:F:188:ASP:OD2	1:F:203:ARG:NE	2.28	0.63
1:I:188:ASP:OD2	1:I:203:ARG:NE	2.32	0.63
1:N:188:ASP:OD1	1:N:224:HIS:NE2	2.23	0.63
1:A:153:ARG:NH2	1:A:184:ASP:OD1	2.32	0.62
1:J:188:ASP:OD2	1:J:203:ARG:NE	2.32	0.62
1:M:325:ARG:HG3	1:M:379:ILE:HD12	1.80	0.62
1:B:10:VAL:HG22	1:B:60:THR:HG22	1.79	0.62
1:K:252:MET:HG3	1:K:278:HIS:CD2	2.32	0.62
1:L:417:ARG:HB2	1:L:423:ILE:HD11	1.80	0.62
1:A:147:ARG:O	1:A:221:ARG:NH2	2.32	0.62
1:B:252:MET:HG3	1:B:278:HIS:HD2	1.63	0.62
1:H:253:VAL:HG21	1:H:266:VAL:HG11	1.81	0.62
1:I:302:LYS:HE2	1:I:334:LEU:HD11	1.81	0.62
1:N:241:GLU:HG2	1:N:269:ARG:HH11	1.64	0.62
1:A:436:ARG:NH1	1:I:5:GLN:HB2	2.13	0.62

Continued on next page...

Continued from previous page...

Atom-1	Atom-2	Interatomic distance (Å)	Clash overlap (Å)
1:D:317:VAL:HG11	1:D:325:ARG:HA	1.81	0.62
1:E:124:MET:O	1:E:302:LYS:NZ	2.31	0.62
1:F:145:ARG:NH2	1:F:382:ASP:O	2.33	0.62
1:J:64:SER:HA	1:J:67:LEU:HD13	1.80	0.62
1:K:239:ARG:NH2	1:L:95:GLU:OE2	2.31	0.62
1:P:396:PRO:HD3	1:P:447:LEU:HD22	1.82	0.62
1:C:136:GLY:O	1:C:267:ARG:NH1	2.33	0.62
1:I:281:ARG:HG2	1:I:313:HIS:HB2	1.81	0.62
1:K:278:HIS:HB2	1:K:311:HIS:HD2	1.65	0.61
1:P:99:ILE:HD11	1:P:306:MET:HE2	1.80	0.61
1:C:124:MET:O	1:C:302:LYS:NZ	2.28	0.61
1:I:188:ASP:OD1	1:I:224:HIS:NE2	2.29	0.61
1:E:145:ARG:NH2	1:E:382:ASP:O	2.33	0.61
1:E:396:PRO:HD3	1:E:447:LEU:HD22	1.82	0.61
1:G:442:ARG:NH1	1:P:443:GLU:OE2	2.34	0.61
1:E:284:HIS:ND1	1:E:288:ASP:OD1	2.31	0.61
1:K:11:ARG:NE	1:K:12:PRO:HD2	2.15	0.61
1:A:95:GLU:H	1:A:101:ASN:HD22	1.47	0.61
1:K:382:ASP:OD1	1:K:417:ARG:NH2	2.32	0.61
1:G:178:CYS:HB3	1:G:183:LEU:HD12	1.82	0.61
1:J:145:ARG:NH2	1:J:382:ASP:O	2.34	0.61
1:A:320:LYS:HG2	1:A:367:GLY:H	1.66	0.60
1:F:27:THR:HB	1:F:91:LEU:HD22	1.83	0.60
1:N:186:THR:OG1	1:N:224:HIS:ND1	2.32	0.60
1:O:281:ARG:HG2	1:O:313:HIS:HB2	1.82	0.60
1:D:176:TYR:OH	1:D:180:ARG:NH1	2.35	0.60
1:K:160:ILE:HA	1:K:393:HIS:HE1	1.65	0.60
1:I:447:LEU:HD21	1:J:9:GLY:HA2	1.82	0.60
1:G:188:ASP:OD2	1:G:203:ARG:NE	2.31	0.60
1:O:116:VAL:O	1:P:289:ARG:NH2	2.34	0.60
1:M:60:THR:HG21	1:N:448:TRP:HE1	1.67	0.60
1:P:153:ARG:NH2	1:P:184:ASP:OD2	2.34	0.60
1:C:144:GLU:OE2	1:C:250:TYR:OH	2.13	0.60
1:M:397:ARG:NH2	1:M:443:GLU:OE2	2.33	0.60
1:O:433:GLU:HA	1:O:436:ARG:HE	1.66	0.60
1:G:220:GLU:OE2	1:G:222:LYS:NZ	2.32	0.59
1:H:363:VAL:HG22	1:H:385:PHE:HB2	1.84	0.59
1:N:189:ASP:OD1	1:N:190:GLU:N	2.35	0.59
1:O:141:ILE:HG12	1:O:361:PHE:CD1	2.37	0.59
1:K:220:GLU:OE2	1:K:222:LYS:NZ	2.32	0.59
1:M:188:ASP:OD2	1:M:203:ARG:NE	2.33	0.59

Continued on next page...

Continued from previous page...

Atom-1	Atom-2	Interatomic distance (Å)	Clash overlap (Å)
1:B:122:GLU:O	1:B:298:ARG:NH1	2.35	0.59
1:E:129:ALA:HA	1:H:129:ALA:HA	1.83	0.59
1:G:163:LYS:NZ	1:H:53:GLU:O	2.31	0.59
1:M:156:LEU:HD21	1:M:410:VAL:HG21	1.84	0.59
1:N:415:GLN:NE2	1:N:419:GLU:OE2	2.35	0.59
1:A:182:GLY:O	1:A:407:ARG:NH1	2.35	0.59
1:K:102:ILE:HD11	1:K:130:TYR:HE2	1.66	0.59
1:M:91:LEU:HD11	1:M:130:TYR:HB2	1.84	0.59
1:M:124:MET:O	1:M:302:LYS:NZ	2.27	0.59
1:M:122:GLU:O	1:M:298:ARG:NH1	2.35	0.59
1:C:29:LEU:HB3	1:C:89:TYR:HB2	1.85	0.59
1:C:145:ARG:NH2	1:C:382:ASP:O	2.36	0.59
1:E:109:ASN:ND2	2:F:501:CAP:O7	2.36	0.59
1:K:265:SER:OG	1:L:234:GLU:OE2	2.21	0.59
1:D:5:GLN:OE1	1:L:436:ARG:NH2	2.36	0.59
1:M:188:ASP:OD1	1:M:224:HIS:NE2	2.25	0.59
1:P:268:ARG:NH2	1:P:272:GLU:OE2	2.35	0.59
1:M:109:ASN:HD21	2:N:501:CAP:H4	1.68	0.58
1:N:136:GLY:O	1:N:267:ARG:NH1	2.35	0.58
1:E:116:VAL:O	1:F:289:ARG:NH2	2.32	0.58
1:G:196:PRO:HA	1:G:199:ARG:HE	1.67	0.58
1:M:144:GLU:OE2	1:M:311:HIS:NE2	2.29	0.58
1:M:289:ARG:NH2	1:N:116:VAL:O	2.34	0.58
1:B:124:MET:HE1	1:B:303:TRP:HE1	1.67	0.58
1:N:188:ASP:OD2	1:N:203:ARG:NE	2.35	0.58
1:C:302:LYS:HE3	1:C:334:LEU:HD21	1.85	0.58
1:D:302:LYS:HE2	1:D:334:LEU:HD11	1.83	0.58
1:K:290:GLN:HE21	1:L:293:HIS:HB2	1.68	0.58
1:B:397:ARG:NH1	1:B:440:GLU:OE2	2.37	0.58
1:C:13:TYR:HD2	1:C:49:ALA:HA	1.68	0.58
1:J:123:ASP:OD1	1:J:124:MET:N	2.35	0.58
1:B:188:ASP:OD2	1:B:203:ARG:NE	2.37	0.58
1:G:259:GLY:HA3	1:H:259:GLY:HA3	1.83	0.58
1:J:227:ASN:HA	1:J:252:MET:HB3	1.85	0.58
1:M:339:TYR:HD1	1:M:353:ASP:HB3	1.68	0.58
1:N:128:VAL:HG13	1:N:355:ALA:HB2	1.86	0.58
1:I:316:THR:HG22	1:I:364:ALA:HB1	1.86	0.58
1:A:29:LEU:HB3	1:A:89:TYR:HB2	1.85	0.58
1:A:169:LYS:NZ	1:G:146:ASP:OD2	2.30	0.58
1:D:287:PHE:HD2	1:D:300:LEU:HD11	1.67	0.58
1:L:188:ASP:OD2	1:L:203:ARG:NE	2.37	0.58

Continued on next page...

Continued from previous page...

Atom-1	Atom-2	Interatomic distance (Å)	Clash overlap (Å)
1:O:320:LYS:NZ	1:P:53:GLU:OE2	2.35	0.58
1:K:6:TYR:OH	1:L:395:HIS:O	2.22	0.57
1:M:316:THR:HG22	1:M:364:ALA:HB1	1.85	0.57
1:L:316:THR:HG22	1:L:364:ALA:HB1	1.85	0.57
1:C:252:MET:HG3	1:C:278:HIS:HD2	1.69	0.57
1:G:250:TYR:HE1	1:G:311:HIS:HE2	1.52	0.57
1:L:281:ARG:HG2	1:L:313:HIS:HB2	1.85	0.57
1:A:188:ASP:OD2	1:A:203:ARG:NE	2.37	0.57
1:E:9:GLY:HA2	1:F:447:LEU:HD11	1.84	0.57
1:K:320:LYS:NZ	1:L:53:GLU:OE1	2.36	0.57
1:B:161:LYS:NZ	1:B:189:ASP:OD2	2.37	0.57
1:M:281:ARG:HG2	1:M:313:HIS:HB2	1.86	0.57
1:A:136:GLY:O	1:A:267:ARG:NH1	2.37	0.57
1:P:16:THR:O	1:P:74:LYS:NZ	2.33	0.57
1:P:136:GLY:O	1:P:267:ARG:NH1	2.38	0.57
1:K:29:LEU:HD12	1:K:94:PHE:CE2	2.40	0.57
1:H:99:ILE:HD13	1:H:102:ILE:HD12	1.88	0.56
1:O:36:THR:HB	1:O:118:ALA:HB3	1.87	0.56
1:D:16:THR:HG23	1:D:17:TYR:CD2	2.41	0.56
1:G:55:SER:OG	1:G:56:THR:N	2.38	0.56
1:F:182:GLY:O	1:F:407:ARG:NH1	2.37	0.56
1:J:316:THR:HG22	1:J:364:ALA:HB1	1.88	0.56
1:E:441:LEU:O	1:E:445:MET:HG3	2.06	0.56
1:O:99:ILE:O	1:O:103:MET:HG2	2.04	0.56
1:D:212:ARG:NH2	1:D:246:LEU:O	2.39	0.56
1:E:14:ARG:NH1	1:E:44:GLU:OE2	2.39	0.56
1:I:302:LYS:O	1:I:306:MET:HG3	2.05	0.56
1:K:102:ILE:HD11	1:K:130:TYR:CE2	2.41	0.56
1:G:281:ARG:HG2	1:G:313:HIS:HB2	1.87	0.56
1:H:145:ARG:NH2	1:H:382:ASP:O	2.39	0.56
1:G:64:SER:HA	1:G:67:LEU:HD13	1.87	0.56
1:G:117:GLN:O	1:H:289:ARG:NH2	2.39	0.56
1:G:120:ARG:NH1	1:G:291:PRO:HA	2.20	0.56
1:G:286:VAL:HG13	1:H:294:GLY:HA2	1.87	0.56
1:O:239:ARG:NH2	1:P:95:GLU:OE2	2.39	0.56
1:A:95:GLU:OE2	1:B:239:ARG:NH2	2.39	0.55
1:G:145:ARG:NH2	1:G:382:ASP:O	2.39	0.55
1:O:382:ASP:OD1	1:O:417:ARG:NH2	2.39	0.55
1:G:294:GLY:HA2	1:H:286:VAL:HG13	1.88	0.55
1:I:390:GLY:N	2:I:501:CAP:O2P	2.39	0.55
1:O:6:TYR:OH	1:P:395:HIS:O	2.24	0.55

Continued on next page...

Continued from previous page...

Atom-1	Atom-2	Interatomic distance (Å)	Clash overlap (Å)
1:I:178:CYS:SG	1:I:399:SER:OG	2.64	0.55
1:F:22:TYR:OH	1:F:28:ASP:OD2	2.22	0.55
1:D:141:ILE:HD13	1:D:361:PHE:CD2	2.42	0.55
1:M:259:GLY:HA3	1:N:259:GLY:HA3	1.89	0.55
1:O:128:VAL:HG23	1:O:355:ALA:HB2	1.88	0.55
1:F:136:GLY:O	1:F:267:ARG:NH1	2.40	0.55
1:H:439:PRO:HD2	1:H:440:GLU:H	1.70	0.55
1:M:317:VAL:HG13	1:M:318:VAL:HG13	1.89	0.55
1:E:390:GLY:N	2:E:501:CAP:O2P	2.39	0.55
1:L:396:PRO:HD3	1:L:447:LEU:HD22	1.88	0.55
1:P:139:THR:HG21	1:P:276:MET:HG2	1.88	0.55
1:P:302:LYS:HE2	1:P:334:LEU:HD11	1.89	0.55
1:G:50:VAL:HG23	1:G:110:VAL:HB	1.89	0.54
1:I:415:GLN:NE2	1:I:419:GLU:OE2	2.40	0.54
1:M:371:TRP:NE1	1:M:445:MET:O	2.35	0.54
1:O:268:ARG:NH1	1:P:234:GLU:OE1	2.40	0.54
1:I:6:TYR:OH	1:J:395:HIS:O	2.23	0.54
1:G:102:ILE:HD11	1:G:130:TYR:HE2	1.73	0.54
1:J:124:MET:HE1	1:J:303:TRP:HE1	1.70	0.54
1:I:63:TRP:NE1	1:J:399:SER:OG	2.18	0.54
1:O:244:ALA:HB2	1:O:275:LEU:HD11	1.89	0.54
1:F:147:ARG:O	1:F:221:ARG:NH2	2.40	0.54
1:H:5:GLN:HE22	1:P:437:TRP:HB3	1.71	0.54
1:H:5:GLN:NE2	1:P:437:TRP:HB3	2.23	0.54
1:H:298:ARG:NH2	1:H:327:GLU:OE1	2.39	0.54
1:F:164:LEU:HD22	1:F:197:PHE:HZ	1.72	0.54
1:M:163:LYS:HD3	1:N:55:SER:O	2.07	0.54
1:M:369:HIS:CE1	1:M:371:TRP:HB2	2.42	0.54
1:F:317:VAL:HG11	1:F:325:ARG:HA	1.89	0.54
1:J:281:ARG:HG2	1:J:313:HIS:HB2	1.90	0.54
1:K:153:ARG:NH1	1:K:184:ASP:OD2	2.30	0.54
1:L:382:ASP:OD1	1:L:417:ARG:NH2	2.41	0.54
1:I:51:ALA:O	1:I:55:SER:OG	2.19	0.54
1:A:320:LYS:HG3	1:A:321:LEU:HD22	1.90	0.54
1:A:395:HIS:O	1:B:6:TYR:OH	2.24	0.54
1:I:111:PHE:O	1:J:289:ARG:NH1	2.40	0.54
1:I:161:LYS:O	1:J:64:SER:OG	2.19	0.54
1:L:71:GLU:N	1:L:71:GLU:OE1	2.41	0.54
1:M:448:TRP:HE1	1:N:60:THR:HG21	1.73	0.54
1:D:120:ARG:NH1	1:D:122:GLU:OE2	2.41	0.54
1:G:141:ILE:HD11	1:G:336:ARG:HG2	1.90	0.54

Continued on next page...

Continued from previous page...

Atom-1	Atom-2	Interatomic distance (Å)	Clash overlap (Å)
1:G:236:MET:HE2	1:G:266:VAL:HG21	1.90	0.54
1:H:99:ILE:HD11	1:H:306:MET:HE2	1.90	0.54
1:J:188:ASP:OD1	1:J:224:HIS:NE2	2.36	0.54
1:K:180:ARG:HG2	1:K:400:ARG:HH11	1.72	0.54
1:M:144:GLU:HG3	1:M:276:MET:HE1	1.90	0.54
1:H:163:LYS:HG3	1:H:189:ASP:OD2	2.09	0.53
1:N:79:ARG:NH2	1:N:81:GLU:OE2	2.40	0.53
1:C:35:ILE:HD13	1:C:119:LEU:HD13	1.90	0.53
1:G:324:ASP:OD1	1:G:325:ARG:N	2.41	0.53
1:H:147:ARG:HD2	1:H:276:MET:SD	2.49	0.53
1:L:212:ARG:NH2	1:L:246:LEU:O	2.41	0.53
1:O:395:HIS:O	1:P:6:TYR:OH	2.23	0.53
1:A:95:GLU:H	1:A:101:ASN:ND2	2.05	0.53
1:E:235:GLU:OE1	1:E:238:LYS:NZ	2.33	0.53
1:L:269:ARG:NH2	1:L:272:GLU:OE1	2.41	0.53
1:D:388:PHE:HB2	1:D:392:THR:HG23	1.91	0.53
1:H:113:PHE:HB2	1:H:116:VAL:HG22	1.90	0.53
1:C:289:ARG:NH2	1:D:116:VAL:O	2.41	0.53
1:C:431:LEU:HB3	1:C:445:MET:SD	2.48	0.53
1:E:123:ASP:OD1	1:E:124:MET:N	2.42	0.53
1:I:9:GLY:HA2	1:J:447:LEU:HD11	1.89	0.53
1:K:317:VAL:HG11	1:K:325:ARG:HA	1.90	0.53
1:B:146:ASP:OD1	1:H:169:LYS:NZ	2.31	0.53
1:K:27:THR:HB	1:K:91:LEU:HD22	1.90	0.53
1:N:71:GLU:O	1:N:76:ARG:NH2	2.42	0.53
1:A:259:GLY:HA3	1:B:259:GLY:HA3	1.91	0.53
1:D:121:LEU:HD22	1:D:299:VAL:HG21	1.90	0.53
1:G:244:ALA:HA	1:G:275:LEU:HD21	1.91	0.53
1:O:10:VAL:HG22	1:O:60:THR:HG22	1.91	0.53
1:G:36:THR:HB	1:G:118:ALA:HB3	1.91	0.53
1:I:170:GLU:HB3	1:J:67:LEU:HD23	1.89	0.53
1:M:129:ALA:HA	1:P:129:ALA:HA	1.90	0.53
1:M:399:SER:OG	1:N:63:TRP:NE1	2.25	0.53
1:N:62:VAL:HG12	1:N:64:SER:H	1.74	0.53
1:P:24:PRO:HB3	1:P:30:LEU:HD21	1.90	0.53
1:K:102:ILE:HG23	1:K:106:ILE:HD12	1.91	0.52
1:K:281:ARG:HG2	1:K:313:HIS:HB2	1.90	0.52
1:P:173:ARG:O	1:P:177:GLU:HG2	2.09	0.52
1:C:397:ARG:NH2	1:C:443:GLU:OE2	2.42	0.52
1:E:144:GLU:OE2	1:E:250:TYR:OH	2.19	0.52
1:F:396:PRO:HD3	1:F:447:LEU:HD22	1.90	0.52

Continued on next page...

Continued from previous page...

Atom-1	Atom-2	Interatomic distance (Å)	Clash overlap (Å)
1:A:342:ALA:N	1:A:351:ASP:OD1	2.36	0.52
1:P:267:ARG:NH2	1:P:271:GLU:OE1	2.43	0.52
1:B:73:TYR:HB3	1:B:93:LEU:HD21	1.91	0.52
1:M:186:THR:OG1	1:M:224:HIS:ND1	2.42	0.52
1:O:141:ILE:HG23	1:O:361:PHE:HE1	1.74	0.52
1:O:55:SER:O	1:P:163:LYS:HD3	2.10	0.52
1:C:259:GLY:HA3	1:D:259:GLY:HA3	1.92	0.52
1:D:185:THR:HG21	1:D:225:TRP:NE1	2.25	0.52
1:P:188:ASP:OD2	1:P:203:ARG:NE	2.42	0.52
1:E:95:GLU:OE2	1:F:239:ARG:NH2	2.36	0.52
1:G:413:VAL:HG13	1:G:423:ILE:HD12	1.91	0.52
1:L:302:LYS:O	1:L:306:MET:HG3	2.09	0.52
1:O:302:LYS:HE2	1:O:334:LEU:HD11	1.92	0.52
1:A:195:GLN:HE21	1:B:101:ASN:HD21	1.56	0.52
1:C:96:GLU:OE2	1:F:132:LYS:NZ	2.43	0.52
1:F:365:SER:OG	2:F:501:CAP:O4P	2.28	0.52
1:G:415:GLN:NE2	1:G:419:GLU:OE1	2.43	0.52
1:M:379:ILE:HG23	1:M:380:PHE:CD1	2.44	0.52
1:O:109:ASN:ND2	2:P:501:CAP:O7	2.42	0.52
1:D:99:ILE:HG13	1:D:307:VAL:HB	1.92	0.52
1:K:395:HIS:CD2	1:K:444:ALA:HB2	2.45	0.52
1:P:281:ARG:HG2	1:P:313:HIS:HB2	1.92	0.52
1:B:34:ARG:HE	1:B:84:VAL:HG22	1.74	0.52
1:I:101:ASN:HD21	1:J:195:GLN:HE21	1.58	0.52
1:M:396:PRO:HD3	1:M:447:LEU:HD22	1.92	0.52
1:N:281:ARG:HG2	1:N:313:HIS:HB2	1.91	0.51
1:P:156:LEU:HD21	1:P:410:VAL:HG21	1.91	0.51
1:G:46:ALA:HB1	1:G:116:VAL:HG22	1.92	0.51
1:M:317:VAL:HG21	1:M:325:ARG:HB2	1.92	0.51
1:H:22:TYR:CG	1:H:76:ARG:HD2	2.46	0.51
1:H:229:THR:HA	1:H:236:MET:HG2	1.90	0.51
1:J:369:HIS:CD2	1:J:371:TRP:HB2	2.45	0.51
1:M:286:VAL:HG13	1:N:294:GLY:HA2	1.92	0.51
1:A:326:ALA:HA	1:A:329:LEU:HD12	1.93	0.51
1:B:128:VAL:HG13	1:B:355:ALA:HB2	1.93	0.51
1:B:369:HIS:H	1:B:372:HIS:CD2	2.29	0.51
1:C:55:SER:O	1:D:163:LYS:HD3	2.10	0.51
1:D:144:GLU:HG3	1:D:276:MET:CE	2.40	0.51
1:D:305:ARG:NH1	1:D:335:LEU:O	2.44	0.51
1:H:73:TYR:HB3	1:H:93:LEU:HD21	1.92	0.51
1:A:334:LEU:HA	1:A:340:VAL:HG21	1.92	0.51

Continued on next page...

Continued from previous page...

Atom-1	Atom-2	Interatomic distance (Å)	Clash overlap (Å)
1:A:382:ASP:OD1	1:A:417:ARG:NH1	2.42	0.51
1:G:144:GLU:OE2	1:G:250:TYR:OH	2.23	0.51
1:I:129:ALA:HA	1:L:129:ALA:HA	1.92	0.51
1:J:182:GLY:O	1:J:407:ARG:NH1	2.40	0.51
1:N:164:LEU:HD22	1:N:197:PHE:HZ	1.76	0.51
1:A:324:ASP:OD1	1:A:325:ARG:N	2.43	0.51
1:A:333:ASP:OD2	1:A:346:ARG:NH1	2.44	0.51
1:I:68:THR:HG23	1:J:166:LEU:HD23	1.91	0.51
1:N:188:ASP:HB2	1:N:227:ASN:HB2	1.92	0.51
1:P:163:LYS:HG2	1:P:189:ASP:OD2	2.11	0.51
1:A:363:VAL:HG22	1:A:385:PHE:HB2	1.93	0.51
1:B:244:ALA:HB2	1:B:275:LEU:HD11	1.93	0.51
1:E:102:ILE:HD11	1:E:130:TYR:CE2	2.45	0.51
1:E:313:HIS:ND1	2:E:501:CAP:O6P	2.40	0.51
1:J:289:ARG:NE	1:J:322:GLU:OE1	2.35	0.51
1:D:390:GLY:N	2:D:501:CAP:O1P	2.44	0.51
1:K:129:ALA:HA	1:N:129:ALA:HA	1.92	0.51
1:K:161:LYS:H	1:K:393:HIS:CE1	2.28	0.51
1:O:198:ASN:OD1	1:O:203:ARG:HB2	2.11	0.51
1:P:102:ILE:HD11	1:P:130:TYR:CE2	2.42	0.51
1:G:252:MET:HG3	1:G:278:HIS:HD2	1.76	0.51
1:H:237:LEU:HD22	1:H:269:ARG:HG3	1.93	0.51
1:O:363:VAL:HG22	1:O:385:PHE:HB2	1.92	0.51
1:P:316:THR:HG22	1:P:364:ALA:HB1	1.93	0.51
1:C:9:GLY:HA2	1:D:447:LEU:HD21	1.91	0.51
1:C:281:ARG:HG2	1:C:313:HIS:HB2	1.93	0.51
1:D:435:ALA:HB1	1:D:442:ARG:HG2	1.93	0.51
1:F:124:MET:O	1:F:302:LYS:NZ	2.30	0.51
1:L:253:VAL:HG21	1:L:266:VAL:HG11	1.91	0.51
1:A:101:ASN:HD21	1:B:195:GLN:HE22	1.58	0.50
1:F:5:GLN:HE22	1:N:437:TRP:HB3	1.77	0.50
1:G:369:HIS:CD2	1:G:371:TRP:HB2	2.46	0.50
1:K:302:LYS:HE3	1:K:334:LEU:HD21	1.92	0.50
1:A:416:ALA:HB1	1:A:421:ARG:HD3	1.92	0.50
1:D:320:LYS:HG2	1:D:367:GLY:H	1.76	0.50
1:M:144:GLU:HG3	1:M:276:MET:CE	2.40	0.50
1:N:99:ILE:HD12	1:N:307:VAL:HB	1.93	0.50
1:N:396:PRO:HD3	1:N:447:LEU:HD22	1.94	0.50
1:B:156:LEU:HD11	1:B:407:ARG:HA	1.93	0.50
1:F:289:ARG:NE	1:F:322:GLU:OE2	2.29	0.50
1:K:363:VAL:HG22	1:K:385:PHE:HB2	1.92	0.50

Continued on next page...

Continued from previous page...

Atom-1	Atom-2	Interatomic distance (Å)	Clash overlap (Å)
1:L:390:GLY:N	2:L:501:CAP:O1P	2.43	0.50
1:P:390:GLY:N	2:P:501:CAP:O1P	2.44	0.50
1:C:185:THR:HG21	1:C:225:TRP:NE1	2.26	0.50
1:E:369:HIS:CD2	1:E:371:TRP:HB2	2.45	0.50
1:G:232:SER:O	1:G:236:MET:HG3	2.12	0.50
1:M:161:LYS:O	1:N:64:SER:OG	2.26	0.50
1:M:250:TYR:CE2	1:M:276:MET:HE2	2.46	0.50
1:P:27:THR:HB	1:P:91:LEU:HD22	1.94	0.50
1:B:163:LYS:HG3	1:B:189:ASP:OD2	2.11	0.50
1:D:123:ASP:OD1	1:D:124:MET:N	2.41	0.50
1:G:396:PRO:HD3	1:G:447:LEU:HD13	1.92	0.50
1:E:163:LYS:HE3	1:E:189:ASP:OD2	2.11	0.50
1:J:252:MET:HG3	1:J:278:HIS:HD2	1.77	0.50
1:A:302:LYS:O	1:A:306:MET:HG3	2.12	0.50
1:C:188:ASP:OD2	1:C:203:ARG:NE	2.45	0.50
1:F:124:MET:HE1	1:F:303:TRP:HE1	1.77	0.50
1:L:288:ASP:OD2	1:L:297:PHE:HB2	2.11	0.50
1:N:313:HIS:ND1	2:N:501:CAP:O4P	2.44	0.50
1:P:144:GLU:OE2	1:P:250:TYR:OH	2.17	0.50
1:A:189:ASP:OD1	1:A:190:GLU:N	2.42	0.50
1:B:124:MET:O	1:B:302:LYS:NZ	2.28	0.50
1:G:113:PHE:HE2	1:H:320:LYS:HE3	1.77	0.50
1:L:369:HIS:CD2	1:L:371:TRP:HB2	2.46	0.50
1:O:193:ASN:OD1	1:O:227:ASN:ND2	2.45	0.50
1:I:164:LEU:HB3	1:I:197:PHE:CZ	2.47	0.50
1:O:164:LEU:HD13	1:P:93:LEU:HD22	1.94	0.50
1:E:316:THR:HG22	1:E:364:ALA:HB1	1.94	0.49
1:G:324:ASP:OD1	1:G:326:ALA:N	2.43	0.49
1:H:281:ARG:HG2	1:H:313:HIS:HB2	1.94	0.49
1:K:138:PRO:HB3	1:K:271:GLU:HG3	1.94	0.49
1:E:194:SER:HB2	1:E:200:TRP:HB3	1.94	0.49
1:G:128:VAL:HG13	1:G:355:ALA:HB2	1.93	0.49
1:G:369:HIS:HD2	1:G:371:TRP:H	1.61	0.49
1:H:53:GLU:HG3	1:H:113:PHE:CE2	2.47	0.49
1:L:250:TYR:HE1	1:L:311:HIS:HE2	1.59	0.49
1:O:399:SER:HG	1:P:63:TRP:HE1	1.58	0.49
1:G:336:ARG:NH1	1:G:383:ASP:O	2.43	0.49
1:L:334:LEU:HA	1:L:340:VAL:HG21	1.94	0.49
1:D:5:GLN:HB2	1:L:436:ARG:NH2	2.28	0.49
1:K:147:ARG:HD2	1:K:276:MET:SD	2.52	0.49
1:L:431:LEU:HB3	1:L:445:MET:SD	2.52	0.49

Continued on next page...

Continued from previous page...

Atom-1	Atom-2	Interatomic distance (Å)	Clash overlap (Å)
1:N:227:ASN:HA	1:N:252:MET:HB3	1.94	0.49
1:C:111:PHE:O	1:D:289:ARG:NH1	2.43	0.49
1:G:145:ARG:NH1	1:G:150:LYS:O	2.40	0.49
1:A:193:ASN:H	1:A:195:GLN:HE22	1.59	0.49
1:M:316:THR:HG21	1:M:368:ILE:HD13	1.95	0.49
1:O:134:PHE:HB3	1:O:306:MET:O	2.13	0.49
1:P:161:LYS:NZ	1:P:189:ASP:OD2	2.45	0.49
1:D:5:GLN:HB2	1:L:436:ARG:HH22	1.77	0.49
1:H:160:ILE:HA	1:H:393:HIS:CE1	2.41	0.49
1:H:182:GLY:O	1:H:407:ARG:NH1	2.45	0.49
1:M:163:LYS:NZ	1:N:53:GLU:O	2.40	0.49
1:E:443:GLU:OE2	1:N:442:ARG:NH2	2.42	0.49
1:F:123:ASP:OD1	1:F:124:MET:N	2.42	0.49
1:M:239:ARG:NH2	1:N:95:GLU:OE2	2.39	0.49
1:D:157:GLY:HA2	1:D:185:THR:O	2.13	0.49
1:F:157:GLY:HA2	1:F:185:THR:O	2.13	0.49
1:P:16:THR:HG23	1:P:17:TYR:CD2	2.48	0.49
1:E:208:MET:HE3	1:E:248:SER:HB2	1.95	0.49
1:E:253:VAL:HG12	1:E:277:LEU:HD11	1.95	0.49
1:H:153:ARG:NH2	1:H:184:ASP:OD1	2.34	0.49
1:O:99:ILE:O	1:O:102:ILE:HG22	2.12	0.49
1:B:80:ILE:HG22	1:B:82:GLY:H	1.77	0.48
1:C:439:PRO:HG3	1:L:397:ARG:HH22	1.77	0.48
1:K:297:PHE:HD2	1:K:331:ILE:HD13	1.78	0.48
1:C:95:GLU:OE2	1:D:239:ARG:NH2	2.45	0.48
1:C:395:HIS:O	1:D:6:TYR:OH	2.22	0.48
1:F:342:ALA:N	1:F:351:ASP:OD1	2.40	0.48
1:I:207:VAL:HG21	1:I:226:LEU:HD21	1.95	0.48
1:O:141:ILE:HG12	1:O:361:PHE:CE1	2.48	0.48
1:O:160:ILE:HA	1:O:393:HIS:HE1	1.77	0.48
1:B:208:MET:HE3	1:B:248:SER:HB3	1.95	0.48
1:A:302:LYS:HE3	1:A:334:LEU:HD21	1.95	0.48
1:C:123:ASP:OD1	1:C:124:MET:N	2.44	0.48
1:C:317:VAL:HG21	1:C:325:ARG:HA	1.95	0.48
1:G:399:SER:HB3	1:H:63:TRP:HE1	1.77	0.48
1:H:172:ALA:HB2	1:H:206:TYR:HB3	1.96	0.48
1:K:157:GLY:HA2	1:K:185:THR:O	2.13	0.48
1:P:14:ARG:HE	1:P:44:GLU:HG3	1.79	0.48
1:B:145:ARG:NH2	1:B:382:ASP:O	2.46	0.48
1:D:122:GLU:O	1:D:298:ARG:NH1	2.46	0.48
1:E:272:GLU:HA	1:G:201:ARG:HH22	1.78	0.48

Continued on next page...

Continued from previous page...

Atom-1	Atom-2	Interatomic distance (Å)	Clash overlap (Å)
1:K:288:ASP:OD2	1:K:297:PHE:HB2	2.14	0.48
1:L:99:ILE:HA	1:L:102:ILE:HG22	1.96	0.48
1:L:156:LEU:HD21	1:L:410:VAL:HG21	1.96	0.48
1:L:185:THR:HG21	1:L:225:TRP:NE1	2.29	0.48
1:M:157:GLY:HA2	1:M:185:THR:O	2.13	0.48
1:N:390:GLY:N	2:N:501:CAP:O1P	2.46	0.48
1:O:188:ASP:OD2	1:O:203:ARG:NE	2.46	0.48
1:E:250:TYR:HE2	1:E:311:HIS:HE2	1.61	0.48
1:G:139:THR:HG21	1:G:276:MET:HG2	1.95	0.48
1:D:235:GLU:OE2	1:D:238:LYS:NZ	2.35	0.48
1:E:208:MET:HE3	1:E:226:LEU:HD11	1.96	0.48
1:A:129:ALA:HA	1:D:129:ALA:HA	1.95	0.48
1:C:113:PHE:O	1:D:289:ARG:NH2	2.46	0.48
1:G:22:TYR:OH	1:G:28:ASP:OD2	2.26	0.48
1:P:164:LEU:HB3	1:P:197:PHE:CZ	2.49	0.48
1:G:117:GLN:HA	1:H:289:ARG:HH22	1.79	0.48
1:N:153:ARG:NH2	1:N:184:ASP:OD1	2.43	0.48
1:O:65:ASN:HB3	1:O:70:LEU:HD11	1.95	0.48
1:A:73:TYR:HB3	1:A:93:LEU:HD21	1.96	0.48
1:D:333:ASP:HB2	1:D:346:ARG:HH22	1.78	0.48
1:O:137:PRO:O	1:O:358:LYS:HD2	2.14	0.48
1:P:250:TYR:HE1	1:P:311:HIS:HE2	1.61	0.48
1:B:129:ALA:HA	1:G:129:ALA:HA	1.96	0.47
1:B:363:VAL:HG22	1:B:385:PHE:HB2	1.95	0.47
1:C:218:THR:HG23	1:C:220:GLU:H	1.77	0.47
1:H:22:TYR:OH	1:H:28:ASP:OD2	2.32	0.47
1:K:124:MET:HE1	1:K:303:TRP:HE1	1.79	0.47
1:K:288:ASP:HB3	1:K:295:ILE:O	2.14	0.47
1:M:11:ARG:NH2	1:M:61:GLU:HG3	2.29	0.47
1:B:163:LYS:HG2	1:B:191:ASN:HD21	1.78	0.47
1:E:128:VAL:HG13	1:E:355:ALA:HB2	1.96	0.47
1:G:29:LEU:HB3	1:G:89:TYR:HB2	1.96	0.47
1:G:120:ARG:HH11	1:G:291:PRO:HA	1.80	0.47
1:I:191:ASN:HD22	1:J:105:SER:HA	1.80	0.47
1:M:253:VAL:HG21	1:M:266:VAL:HG11	1.96	0.47
1:A:303:TRP:O	1:A:307:VAL:HG12	2.15	0.47
1:B:173:ARG:O	1:B:177:GLU:HG2	2.14	0.47
1:G:320:LYS:HG3	1:G:321:LEU:HD22	1.97	0.47
1:J:102:ILE:HG23	1:J:106:ILE:HD13	1.95	0.47
1:K:141:ILE:HG23	1:K:361:PHE:CE1	2.50	0.47
1:A:110:VAL:HA	1:A:113:PHE:CE2	2.49	0.47

Continued on next page...

Continued from previous page...

Atom-1	Atom-2	Interatomic distance (Å)	Clash overlap (Å)
1:A:225:TRP:CD1	1:A:250:TYR:CD2	3.01	0.47
1:G:141:ILE:HG23	1:G:361:PHE:CE1	2.48	0.47
1:I:99:ILE:O	1:I:103:MET:HG2	2.14	0.47
1:P:176:TYR:OH	1:P:217:GLU:OE2	2.30	0.47
1:P:397:ARG:HH12	1:P:440:GLU:HG3	1.78	0.47
1:A:281:ARG:HD3	1:A:313:HIS:O	2.14	0.47
1:D:181:GLY:HA3	1:D:403:ALA:HB3	1.96	0.47
1:H:390:GLY:N	2:H:501:CAP:O1P	2.47	0.47
1:L:157:GLY:HA2	1:L:185:THR:O	2.15	0.47
1:M:107:VAL:HA	1:M:111:PHE:HE1	1.79	0.47
1:M:164:LEU:HB3	1:M:197:PHE:CZ	2.50	0.47
1:N:124:MET:HE3	1:N:303:TRP:HE1	1.80	0.47
1:B:317:VAL:HG21	1:B:325:ARG:HA	1.97	0.47
1:K:287:PHE:HE2	1:L:283:MET:HE2	1.80	0.47
1:A:36:THR:HB	1:A:118:ALA:HB3	1.96	0.47
1:B:222:LYS:O	1:B:249:ARG:NH1	2.47	0.47
1:C:99:ILE:O	1:C:102:ILE:HG22	2.13	0.47
1:D:80:ILE:HG22	1:D:82:GLY:H	1.79	0.47
1:G:287:PHE:HD1	1:H:286:VAL:HG11	1.80	0.47
1:I:320:LYS:HG2	1:I:367:GLY:N	2.29	0.47
1:I:342:ALA:N	1:I:351:ASP:OD1	2.40	0.47
1:I:429:GLU:O	1:I:432:GLU:N	2.48	0.47
1:J:35:ILE:HG12	1:J:119:LEU:HD12	1.97	0.47
1:K:68:THR:HG21	1:L:166:LEU:HA	1.96	0.47
1:K:91:LEU:HG	1:N:132:LYS:HE3	1.97	0.47
1:M:222:LYS:O	1:M:249:ARG:NH1	2.47	0.47
1:A:15:GLU:HG3	1:A:16:THR:HG23	1.96	0.47
1:A:68:THR:HG21	1:B:166:LEU:HA	1.96	0.47
1:D:35:ILE:HG12	1:D:119:LEU:HD13	1.96	0.47
1:F:24:PRO:HB3	1:F:30:LEU:HD21	1.96	0.47
1:A:164:LEU:HB3	1:A:197:PHE:CZ	2.50	0.47
1:B:123:ASP:OD1	1:B:124:MET:N	2.46	0.47
1:C:214:ALA:O	1:C:218:THR:HG22	2.14	0.47
1:C:311:HIS:HD1	1:C:361:PHE:HB2	1.80	0.47
1:C:322:GLU:HA	1:D:114:LYS:HE3	1.96	0.47
1:J:100:VAL:HA	1:J:103:MET:HG2	1.97	0.47
1:M:63:TRP:NE1	1:N:399:SER:OG	2.27	0.47
1:E:189:ASP:OD1	1:E:190:GLU:N	2.46	0.47
1:H:371:TRP:HZ3	1:H:428:ARG:HG2	1.80	0.47
1:K:141:ILE:HG23	1:K:361:PHE:HE1	1.78	0.47
1:K:396:PRO:HD3	1:K:447:LEU:HD22	1.97	0.47

Continued on next page...

Continued from previous page...

Atom-1	Atom-2	Interatomic distance (Å)	Clash overlap (Å)
1:L:164:LEU:HB3	1:L:197:PHE:CZ	2.50	0.47
1:M:59:TRP:CE3	1:M:60:THR:HG23	2.49	0.47
1:E:96:GLU:HB2	1:E:133:THR:HG21	1.96	0.46
1:E:139:THR:HG21	1:E:276:MET:HG2	1.96	0.46
1:H:439:PRO:HD2	1:H:440:GLU:N	2.30	0.46
1:A:29:LEU:HD12	1:A:125:ARG:O	2.15	0.46
1:A:369:HIS:CD2	1:A:371:TRP:HB2	2.50	0.46
1:A:431:LEU:HB3	1:A:445:MET:SD	2.54	0.46
1:B:185:THR:HG21	1:B:225:TRP:NE1	2.30	0.46
1:B:369:HIS:CD2	1:B:371:TRP:HB2	2.50	0.46
1:C:397:ARG:HH12	1:C:440:GLU:HG3	1.80	0.46
1:K:27:THR:O	1:K:91:LEU:HB2	2.15	0.46
1:L:144:GLU:OE1	1:L:250:TYR:OH	2.15	0.46
1:P:204:PHE:CD1	1:P:226:LEU:HD22	2.50	0.46
1:B:99:ILE:HG13	1:B:307:VAL:HB	1.97	0.46
1:L:29:LEU:HD11	1:L:102:ILE:HD11	1.98	0.46
1:P:317:VAL:HG11	1:P:325:ARG:HB2	1.97	0.46
1:A:188:ASP:HB2	1:A:227:ASN:HB2	1.97	0.46
1:D:164:LEU:HB3	1:D:197:PHE:CZ	2.50	0.46
1:F:101:ASN:O	1:F:101:ASN:ND2	2.48	0.46
1:H:51:ALA:HB2	1:H:87:ILE:HD13	1.97	0.46
1:O:120:ARG:NH2	1:O:288:ASP:OD1	2.49	0.46
1:O:153:ARG:NH2	1:O:184:ASP:OD2	2.46	0.46
1:O:283:MET:O	1:O:283:MET:HG2	2.16	0.46
1:O:369:HIS:CD2	1:O:371:TRP:HB2	2.51	0.46
1:A:13:TYR:CD2	1:A:49:ALA:HA	2.51	0.46
1:I:187:KCX:HB3	1:I:187:KCX:HE3	1.74	0.46
1:K:63:TRP:NE1	1:L:399:SER:OG	2.21	0.46
1:K:141:ILE:HG12	1:K:361:PHE:CD1	2.50	0.46
1:L:188:ASP:HB2	1:L:227:ASN:HB2	1.96	0.46
1:O:163:LYS:HE2	1:O:191:ASN:ND2	2.30	0.46
1:A:55:SER:OG	1:A:56:THR:N	2.43	0.46
1:J:329:LEU:C	1:J:346:ARG:HH21	2.19	0.46
1:M:164:LEU:HB3	1:M:197:PHE:HZ	1.81	0.46
1:O:153:ARG:HH12	1:O:156:LEU:HD23	1.80	0.46
2:A:501:CAP:O6	1:B:109:ASN:ND2	2.48	0.46
1:B:390:GLY:N	2:B:501:CAP:O1P	2.49	0.46
1:G:265:SER:OG	1:H:233:THR:HG22	2.16	0.46
1:H:227:ASN:OD1	1:H:229:THR:HG22	2.16	0.46
1:L:313:HIS:ND1	2:L:501:CAP:O4P	2.49	0.46
1:N:269:ARG:HD2	1:N:269:ARG:HA	1.77	0.46

Continued on next page...

Continued from previous page...

Atom-1	Atom-2	Interatomic distance (Å)	Clash overlap (Å)
1:O:111:PHE:O	1:P:289:ARG:NH1	2.47	0.46
1:C:13:TYR:CD2	1:C:49:ALA:HA	2.50	0.46
1:D:71:GLU:OE2	1:D:71:GLU:N	2.44	0.46
1:H:102:ILE:HD11	1:H:130:TYR:CE2	2.42	0.46
1:D:147:ARG:HD2	1:D:276:MET:SD	2.55	0.46
1:D:156:LEU:HD11	1:D:407:ARG:HA	1.98	0.46
1:H:173:ARG:O	1:H:177:GLU:HG2	2.15	0.46
1:M:289:ARG:NE	1:M:322:GLU:OE1	2.47	0.46
1:O:342:ALA:N	1:O:351:ASP:OD1	2.41	0.46
1:P:131:LEU:HD23	1:P:355:ALA:HB3	1.98	0.46
1:A:448:TRP:HE1	1:B:60:THR:HG21	1.81	0.46
1:B:417:ARG:HB2	1:B:423:ILE:HD11	1.97	0.46
1:C:179:LEU:HD22	1:C:222:LYS:HD2	1.98	0.46
1:M:99:ILE:O	1:M:102:ILE:HG22	2.16	0.46
1:D:156:LEU:HD21	1:D:410:VAL:HG21	1.98	0.45
1:D:188:ASP:HB2	1:D:227:ASN:HB2	1.97	0.45
1:G:289:ARG:NH2	1:G:322:GLU:OE1	2.50	0.45
1:G:317:VAL:HG11	1:G:325:ARG:HB2	1.97	0.45
1:O:24:PRO:HB3	1:O:30:LEU:HD21	1.97	0.45
1:P:157:GLY:HA2	1:P:185:THR:O	2.16	0.45
1:C:33:PHE:CD1	1:C:119:LEU:HD11	2.52	0.45
1:C:281:ARG:HD3	1:C:313:HIS:O	2.16	0.45
1:F:80:ILE:HG22	1:F:82:GLY:H	1.80	0.45
1:H:80:ILE:HG22	1:H:82:GLY:H	1.80	0.45
1:K:225:TRP:HB3	1:K:252:MET:HB2	1.98	0.45
1:M:27:THR:O	1:M:91:LEU:HB2	2.16	0.45
1:F:141:ILE:HA	1:F:361:PHE:CE2	2.51	0.45
1:G:278:HIS:HD1	1:G:311:HIS:HB2	1.80	0.45
1:M:212:ARG:NH2	1:M:246:LEU:O	2.49	0.45
1:N:279:CYS:HB2	1:N:304:LEU:HD11	1.99	0.45
1:A:13:TYR:OH	1:A:59:TRP:HA	2.16	0.45
1:B:16:THR:HG23	1:B:17:TYR:CD2	2.52	0.45
1:B:281:ARG:HD3	1:B:313:HIS:O	2.16	0.45
1:M:234:GLU:OE1	1:N:268:ARG:NH1	2.49	0.45
1:O:44:GLU:OE1	1:O:44:GLU:N	2.49	0.45
1:F:320:LYS:HG3	1:F:321:LEU:HD12	1.98	0.45
1:G:284:HIS:HA	1:G:287:PHE:HD2	1.81	0.45
1:I:59:TRP:CD2	1:I:60:THR:HG23	2.52	0.45
1:B:157:GLY:HA2	1:B:185:THR:O	2.17	0.45
1:B:329:LEU:HB3	1:B:346:ARG:HH21	1.82	0.45
1:J:80:ILE:HG22	1:J:82:GLY:H	1.82	0.45

Continued on next page...

Continued from previous page...

Atom-1	Atom-2	Interatomic distance (Å)	Clash overlap (Å)
1:L:14:ARG:HH21	1:L:44:GLU:HG3	1.82	0.45
1:N:148:LEU:HB3	1:N:150:LYS:HD2	1.98	0.45
1:P:141:ILE:HA	1:P:361:PHE:CE2	2.52	0.45
1:A:250:TYR:HE1	1:A:276:MET:HE3	1.82	0.45
1:E:317:VAL:HG21	1:E:325:ARG:HA	1.99	0.45
1:J:316:THR:HG21	1:J:368:ILE:HG21	1.99	0.45
1:N:288:ASP:HB3	1:N:295:ILE:O	2.17	0.45
1:A:22:TYR:OH	1:A:25:LYS:NZ	2.45	0.45
1:D:208:MET:HG2	1:D:246:LEU:HB3	1.99	0.45
1:I:194:SER:HB2	1:I:200:TRP:HB3	1.99	0.45
1:K:183:LEU:HG	1:K:403:ALA:HB1	1.99	0.45
1:K:304:LEU:CD2	1:K:312:VAL:HB	2.47	0.45
1:L:95:GLU:H	1:L:101:ASN:ND2	2.15	0.45
1:N:253:VAL:HG21	1:N:266:VAL:HG11	1.99	0.45
1:O:59:TRP:CE3	1:O:60:THR:HG23	2.50	0.45
1:C:287:PHE:CE1	1:D:287:PHE:HE1	2.34	0.45
1:F:169:LYS:HD3	1:H:146:ASP:OD2	2.16	0.45
1:H:156:LEU:HD11	1:H:407:ARG:HA	1.99	0.45
1:H:334:LEU:HA	1:H:340:VAL:HG21	1.98	0.45
1:J:397:ARG:NE	1:J:443:GLU:OE2	2.45	0.45
1:L:159:THR:O	1:L:393:HIS:HE1	1.98	0.45
1:L:191:ASN:O	1:L:195:GLN:NE2	2.47	0.45
1:M:320:LYS:HG2	1:M:367:GLY:H	1.82	0.45
1:B:145:ARG:HH21	1:B:383:ASP:HA	1.82	0.45
1:K:213:LYS:O	1:K:217:GLU:HG3	2.16	0.45
1:F:241:GLU:HG2	1:F:269:ARG:HH11	1.81	0.44
1:K:64:SER:OG	1:L:161:LYS:O	2.29	0.44
1:L:22:TYR:OH	1:L:25:LYS:NZ	2.47	0.44
1:N:363:VAL:HG22	1:N:385:PHE:HB2	1.98	0.44
1:O:302:LYS:O	1:O:306:MET:HG2	2.17	0.44
1:B:396:PRO:HD3	1:B:447:LEU:HD22	1.99	0.44
1:J:129:ALA:HA	1:O:129:ALA:HA	1.98	0.44
1:K:268:ARG:O	1:K:272:GLU:HG3	2.18	0.44
1:L:369:HIS:HD2	1:L:371:TRP:H	1.64	0.44
1:P:320:LYS:HG3	1:P:321:LEU:HD12	1.98	0.44
1:E:251:ILE:HG23	1:E:275:LEU:HD22	1.99	0.44
1:I:71:GLU:OE2	1:I:71:GLU:N	2.49	0.44
1:M:154:PRO:HG3	1:M:382:ASP:HA	2.00	0.44
1:C:212:ARG:NH2	1:C:246:LEU:O	2.51	0.44
1:E:187:KCX:HB3	1:E:187:KCX:HE3	1.69	0.44
1:E:434:ALA:HA	1:E:437:TRP:NE1	2.32	0.44

Continued on next page...

Continued from previous page...

Atom-1	Atom-2	Interatomic distance (Å)	Clash overlap (Å)
1:H:278:HIS:HA	1:H:311:HIS:HB2	1.99	0.44
1:K:432:GLU:O	1:K:436:ARG:HG3	2.17	0.44
1:N:7:GLU:HB2	1:N:61:GLU:OE1	2.17	0.44
1:D:169:LYS:NZ	1:F:146:ASP:OD1	2.51	0.44
1:G:234:GLU:OE2	1:H:265:SER:OG	2.22	0.44
1:H:187:KCX:HB3	1:H:187:KCX:HE3	1.69	0.44
1:H:235:GLU:HG3	1:H:239:ARG:HE	1.82	0.44
1:L:397:ARG:NH1	1:L:440:GLU:HG3	2.32	0.44
1:M:256:LEU:HD13	1:M:287:PHE:HE2	1.83	0.44
1:O:185:THR:HG21	1:O:225:TRP:NE1	2.32	0.44
1:I:329:LEU:HB3	1:I:346:ARG:NH1	2.33	0.44
1:I:413:VAL:HG13	1:I:423:ILE:HD12	2.00	0.44
1:K:113:PHE:HB2	1:K:116:VAL:HG22	1.99	0.44
1:N:302:LYS:O	1:N:306:MET:HG3	2.17	0.44
1:O:390:GLY:N	2:O:501:CAP:O2P	2.50	0.44
1:E:188:ASP:OD2	1:E:203:ARG:NE	2.51	0.44
1:F:227:ASN:OD1	1:F:229:THR:HG22	2.18	0.44
1:L:182:GLY:O	1:L:407:ARG:NH1	2.43	0.44
1:M:16:THR:HG23	1:M:17:TYR:CD2	2.51	0.44
1:M:185:THR:HG21	1:M:225:TRP:NE1	2.32	0.44
1:O:156:LEU:HD11	1:O:410:VAL:HG21	1.99	0.44
1:L:329:LEU:C	1:L:346:ARG:HH21	2.21	0.44
1:C:204:PHE:CD1	1:C:226:LEU:HD22	2.52	0.44
1:C:428:ARG:O	1:C:432:GLU:HG3	2.18	0.44
1:D:343:ASP:H	1:D:348:LEU:HB2	1.83	0.44
1:E:382:ASP:OD1	1:E:417:ARG:NH1	2.45	0.44
1:F:215:GLU:OE1	1:F:221:ARG:HA	2.18	0.44
1:G:22:TYR:CG	1:G:76:ARG:HD2	2.53	0.44
1:J:163:LYS:HG2	1:J:189:ASP:OD2	2.18	0.44
1:O:281:ARG:HD3	1:O:313:HIS:O	2.18	0.44
1:A:371:TRP:HZ3	1:A:428:ARG:HG3	1.82	0.43
1:E:163:LYS:HD3	1:F:55:SER:O	2.18	0.43
1:G:154:PRO:HG3	1:G:381:GLY:O	2.18	0.43
1:G:164:LEU:O	1:H:56:THR:HG22	2.17	0.43
1:H:302:LYS:HE3	1:H:334:LEU:HD21	1.99	0.43
1:P:178:CYS:HB3	1:P:183:LEU:HD12	2.00	0.43
1:B:134:PHE:HB3	1:B:306:MET:O	2.19	0.43
1:B:405:ALA:HB2	1:B:440:GLU:HB3	2.00	0.43
1:C:14:ARG:HH21	1:C:44:GLU:HB2	1.83	0.43
1:C:187:KCX:HB3	1:C:187:KCX:HE3	1.82	0.43
1:D:268:ARG:NH1	1:D:272:GLU:OE2	2.50	0.43

Continued on next page...

Continued from previous page...

Atom-1	Atom-2	Interatomic distance (Å)	Clash overlap (Å)
1:O:187:KCX:HB3	1:O:225:TRP:HB2	2.01	0.43
1:B:342:ALA:N	1:B:351:ASP:OD1	2.46	0.43
1:C:164:LEU:HB3	1:C:197:PHE:CZ	2.53	0.43
1:J:281:ARG:HD3	1:J:313:HIS:O	2.18	0.43
1:M:289:ARG:NH1	1:N:111:PHE:O	2.51	0.43
1:P:226:LEU:O	1:P:252:MET:N	2.51	0.43
1:B:95:GLU:HB2	1:B:101:ASN:HD22	1.84	0.43
1:B:141:ILE:HD11	1:B:336:ARG:HG2	1.99	0.43
1:D:434:ALA:HA	1:D:437:TRP:NE1	2.33	0.43
1:E:164:LEU:O	1:F:56:THR:HG22	2.18	0.43
1:G:371:TRP:HZ3	1:G:428:ARG:HG2	1.82	0.43
2:I:501:CAP:H4	1:J:109:ASN:HD21	1.83	0.43
1:K:250:TYR:CZ	1:K:276:MET:HE3	2.53	0.43
1:C:157:GLY:HA2	1:C:185:THR:O	2.18	0.43
1:C:413:VAL:HG13	1:C:423:ILE:HD12	2.01	0.43
1:E:29:LEU:HD12	1:E:94:PHE:CE1	2.54	0.43
1:G:101:ASN:ND2	1:G:101:ASN:O	2.49	0.43
1:G:435:ALA:HB1	1:G:442:ARG:HG2	1.99	0.43
1:H:53:GLU:HG3	1:H:113:PHE:CZ	2.53	0.43
1:J:176:TYR:HB2	1:J:210:ALA:HB1	2.00	0.43
1:L:241:GLU:HG3	1:L:273:LEU:HD11	1.99	0.43
1:N:233:THR:O	1:N:237:LEU:HG	2.18	0.43
1:N:342:ALA:N	1:N:351:ASP:OD1	2.43	0.43
1:P:369:HIS:HD2	1:P:371:TRP:H	1.66	0.43
1:A:145:ARG:NH2	1:A:382:ASP:O	2.51	0.43
1:A:281:ARG:HG2	1:A:313:HIS:HB2	2.01	0.43
1:A:294:GLY:HA2	1:B:286:VAL:HG13	2.00	0.43
1:D:263:PHE:HZ	1:D:279:CYS:HG	1.65	0.43
1:D:302:LYS:O	1:D:306:MET:HG3	2.18	0.43
1:F:379:ILE:HG23	1:F:380:PHE:CD2	2.54	0.43
1:G:14:ARG:HE	1:G:44:GLU:HG3	1.83	0.43
1:G:141:ILE:HG23	1:G:361:PHE:HE1	1.82	0.43
1:I:439:PRO:HA	1:I:442:ARG:HE	1.83	0.43
1:J:316:THR:HG21	1:J:368:ILE:HD13	2.00	0.43
1:M:99:ILE:HA	1:M:102:ILE:HG22	2.01	0.43
1:B:318:VAL:HG23	1:B:372:HIS:HD1	1.84	0.43
1:C:441:LEU:O	1:C:445:MET:HG3	2.19	0.43
1:F:257:THR:HG22	1:F:283:MET:SD	2.58	0.43
1:G:50:VAL:HG13	1:G:87:ILE:HD11	1.99	0.43
1:H:27:THR:O	1:H:91:LEU:HB2	2.19	0.43
1:H:242:PHE:O	1:H:246:LEU:HD23	2.19	0.43

Continued on next page...

Continued from previous page...

Atom-1	Atom-2	Interatomic distance (Å)	Clash overlap (Å)
1:I:429:GLU:OE2	1:I:429:GLU:N	2.51	0.43
1:M:382:ASP:OD2	1:M:417:ARG:NH2	2.49	0.43
1:N:22:TYR:OH	1:N:25:LYS:NZ	2.50	0.43
1:B:204:PHE:CD1	1:B:226:LEU:HD22	2.54	0.43
1:E:324:ASP:HB3	1:E:327:GLU:HB2	2.01	0.43
1:H:317:VAL:HG23	1:H:318:VAL:HG13	2.00	0.43
1:L:281:ARG:HD3	1:L:313:HIS:O	2.18	0.43
1:M:95:GLU:OE2	1:N:239:ARG:NH2	2.49	0.43
1:P:101:ASN:O	1:P:101:ASN:ND2	2.48	0.43
1:B:144:GLU:OE2	1:B:250:TYR:OH	2.21	0.43
1:D:139:THR:HG21	1:D:276:MET:HG2	2.01	0.43
1:E:329:LEU:C	1:E:346:ARG:HH21	2.22	0.43
1:F:16:THR:HG23	1:F:17:TYR:CD2	2.54	0.43
1:G:159:THR:O	1:G:393:HIS:HE1	2.01	0.43
1:I:320:LYS:HG3	1:I:321:LEU:HD12	2.01	0.43
1:J:303:TRP:O	1:J:307:VAL:HG12	2.19	0.43
1:N:16:THR:HG23	1:N:17:TYR:CD2	2.54	0.43
1:P:207:VAL:HG21	1:P:226:LEU:HD21	2.00	0.43
1:D:176:TYR:HB2	1:D:210:ALA:HB1	2.01	0.43
1:E:141:ILE:HG23	1:E:361:PHE:CZ	2.53	0.43
1:F:131:LEU:HD21	1:F:354:TRP:CE3	2.54	0.43
1:F:237:LEU:HD22	1:F:269:ARG:HG3	2.01	0.43
1:H:36:THR:HB	1:H:118:ALA:HB3	2.01	0.43
1:I:191:ASN:ND2	1:J:105:SER:HA	2.33	0.43
1:M:131:LEU:HD21	1:M:354:TRP:HA	2.01	0.43
1:P:124:MET:O	1:P:302:LYS:NZ	2.44	0.43
1:D:141:ILE:HA	1:D:361:PHE:CE2	2.53	0.42
1:F:382:ASP:OD1	1:F:417:ARG:NH2	2.46	0.42
1:H:302:LYS:O	1:H:306:MET:HG3	2.19	0.42
1:L:229:THR:O	1:L:239:ARG:NH1	2.52	0.42
1:D:17:TYR:HE1	1:D:74:LYS:HB2	1.83	0.42
1:G:90:PRO:HG2	1:G:93:LEU:HG	2.00	0.42
1:G:160:ILE:HD12	1:G:174:VAL:HG12	2.00	0.42
1:H:225:TRP:HZ3	1:H:387:LEU:HD11	1.82	0.42
1:J:192:LEU:HD12	1:J:195:GLN:OE1	2.18	0.42
1:M:285:ALA:HA	1:M:288:ASP:OD1	2.18	0.42
1:O:393:HIS:HB2	1:P:62:VAL:HG12	2.00	0.42
1:B:106:ILE:HG22	1:B:107:VAL:HG13	2.00	0.42
1:B:172:ALA:HB2	1:B:206:TYR:HB3	2.00	0.42
1:G:67:LEU:HD23	1:H:170:GLU:HB3	2.01	0.42
1:I:395:HIS:CG	1:I:396:PRO:HD2	2.54	0.42

Continued on next page...

Continued from previous page...

Atom-1	Atom-2	Interatomic distance (Å)	Clash overlap (Å)
1:J:342:ALA:N	1:J:351:ASP:OD1	2.47	0.42
1:K:154:PRO:HD3	1:K:414:VAL:HG21	2.01	0.42
1:O:432:GLU:O	1:O:436:ARG:HG3	2.19	0.42
1:C:22:TYR:CD1	1:C:76:ARG:HD2	2.54	0.42
1:C:182:GLY:O	1:C:407:ARG:HD2	2.20	0.42
1:E:198:ASN:OD1	1:E:203:ARG:HB2	2.19	0.42
1:F:124:MET:HE1	1:F:303:TRP:NE1	2.34	0.42
1:G:278:HIS:HB2	1:G:311:HIS:HD2	1.83	0.42
1:H:181:GLY:HA3	1:H:403:ALA:HB3	2.01	0.42
1:N:102:ILE:HD11	1:N:130:TYR:CE2	2.46	0.42
1:O:22:TYR:CD1	1:O:76:ARG:HD2	2.54	0.42
1:P:253:VAL:HG21	1:P:266:VAL:HG11	2.01	0.42
1:E:63:TRP:NE1	1:F:399:SER:OG	2.33	0.42
1:F:138:PRO:HD2	1:F:310:ASP:OD1	2.18	0.42
1:I:60:THR:HG21	1:J:448:TRP:HE1	1.85	0.42
1:M:362:PRO:HB2	1:M:380:PHE:HE2	1.84	0.42
1:O:17:TYR:HE1	1:O:74:LYS:HB2	1.84	0.42
1:P:7:GLU:OE1	1:P:11:ARG:NH1	2.53	0.42
1:P:185:THR:HG21	1:P:225:TRP:NE1	2.34	0.42
1:F:204:PHE:CD1	1:F:226:LEU:HD22	2.54	0.42
1:G:164:LEU:HD13	1:H:93:LEU:HD22	2.00	0.42
1:K:218:THR:HG23	1:K:220:GLU:H	1.84	0.42
1:K:316:THR:HG22	1:K:364:ALA:HB1	2.02	0.42
1:L:297:PHE:HD2	1:L:331:ILE:HD13	1.85	0.42
1:P:156:LEU:HD11	1:P:407:ARG:HA	2.02	0.42
1:A:253:VAL:HG12	1:A:277:LEU:HD11	2.01	0.42
1:E:205:LEU:O	1:E:209:GLU:HG3	2.19	0.42
1:E:227:ASN:HA	1:E:252:MET:HB3	2.02	0.42
1:E:233:THR:O	1:E:237:LEU:HG	2.20	0.42
2:I:501:CAP:O6	1:J:109:ASN:ND2	2.53	0.42
1:J:22:TYR:CG	1:J:76:ARG:HD2	2.54	0.42
1:J:134:PHE:HB3	1:J:306:MET:O	2.20	0.42
1:K:316:THR:HG21	1:K:368:ILE:HD13	2.01	0.42
1:A:146:ASP:OD2	1:C:169:LYS:HD3	2.19	0.42
1:C:429:GLU:O	1:C:433:GLU:OE1	2.38	0.42
1:E:83:ASP:N	1:E:83:ASP:OD1	2.53	0.42
1:H:241:GLU:OE2	1:H:269:ARG:NH1	2.53	0.42
1:I:147:ARG:O	1:I:221:ARG:NH2	2.52	0.42
1:K:16:THR:HG23	1:K:17:TYR:CD2	2.55	0.42
1:L:192:LEU:HD12	1:L:195:GLN:OE1	2.18	0.42
1:L:316:THR:HG21	1:L:368:ILE:HG21	2.01	0.42

Continued on next page...

Continued from previous page...

Atom-1	Atom-2	Interatomic distance (Å)	Clash overlap (Å)
1:M:329:LEU:HB2	1:M:346:ARG:HD2	2.02	0.42
1:O:141:ILE:HD12	1:O:359:PRO:HB2	2.02	0.42
1:O:252:MET:HG3	1:O:278:HIS:CD2	2.55	0.42
1:P:59:TRP:CD2	1:P:60:THR:HG23	2.55	0.42
1:D:329:LEU:C	1:D:346:ARG:HH21	2.24	0.42
1:F:30:LEU:O	1:F:125:ARG:N	2.41	0.42
1:I:16:THR:HG23	1:I:17:TYR:CD2	2.55	0.42
1:N:113:PHE:HB2	1:N:116:VAL:HG22	2.02	0.42
1:B:95:GLU:H	1:B:101:ASN:ND2	2.18	0.42
1:B:263:PHE:HE1	1:B:277:LEU:HD21	1.85	0.42
1:D:171:TYR:CE1	1:D:203:ARG:HD2	2.55	0.42
1:E:141:ILE:HD11	1:E:336:ARG:HG2	2.01	0.42
1:H:17:TYR:HE1	1:H:74:LYS:HB2	1.84	0.42
1:I:128:VAL:HG13	1:I:355:ALA:HB2	2.02	0.42
1:J:263:PHE:HE1	1:J:277:LEU:HD21	1.84	0.42
1:L:207:VAL:O	1:L:211:VAL:HG23	2.19	0.42
1:N:54:SER:HB3	1:N:110:VAL:HG11	2.02	0.42
1:P:11:ARG:HH21	1:P:61:GLU:CD	2.23	0.42
1:C:106:ILE:HG22	1:C:107:VAL:HG13	2.01	0.41
1:K:22:TYR:CG	1:K:76:ARG:HD2	2.55	0.41
1:C:68:THR:HG21	1:D:166:LEU:HA	2.02	0.41
1:F:31:CYS:HA	1:F:124:MET:HA	2.01	0.41
1:K:53:GLU:HG3	1:K:113:PHE:CZ	2.54	0.41
1:M:339:TYR:CD1	1:M:353:ASP:HB3	2.53	0.41
1:N:137:PRO:HA	1:N:138:PRO:HD3	1.92	0.41
1:A:113:PHE:O	1:B:289:ARG:NH2	2.53	0.41
1:C:141:ILE:HD11	1:C:336:ARG:HG2	2.02	0.41
1:C:393:HIS:HD2	1:C:399:SER:OG	2.04	0.41
1:E:395:HIS:CG	1:E:396:PRO:HD2	2.56	0.41
1:G:239:ARG:NH2	1:H:95:GLU:OE2	2.52	0.41
1:K:185:THR:HG21	1:K:225:TRP:NE1	2.35	0.41
1:O:173:ARG:O	1:O:177:GLU:HG2	2.20	0.41
1:B:193:ASN:H	1:B:195:GLN:HE21	1.68	0.41
1:D:144:GLU:HG3	1:D:276:MET:HE2	2.01	0.41
1:E:114:LYS:HG3	1:F:322:GLU:HB3	2.03	0.41
1:G:447:LEU:HD21	1:H:9:GLY:HA2	2.00	0.41
1:I:156:LEU:HD23	1:I:386:PHE:HB2	2.01	0.41
1:I:185:THR:HG21	1:I:225:TRP:NE1	2.36	0.41
1:J:193:ASN:H	1:J:195:GLN:HE22	1.68	0.41
1:K:164:LEU:HB3	1:K:197:PHE:CZ	2.56	0.41
1:K:252:MET:HE3	1:K:252:MET:HB3	1.92	0.41

Continued on next page...

Continued from previous page...

Atom-1	Atom-2	Interatomic distance (Å)	Clash overlap (Å)
1:M:208:MET:HE3	1:M:248:SER:HB2	2.02	0.41
1:O:298:ARG:O	1:O:302:LYS:HG3	2.20	0.41
1:A:123:ASP:OD1	1:A:124:MET:N	2.53	0.41
1:B:320:LYS:HG3	1:B:321:LEU:HD12	2.02	0.41
1:D:382:ASP:CG	1:D:417:ARG:HH22	2.24	0.41
1:G:433:GLU:HG2	1:G:436:ARG:HH11	1.85	0.41
1:J:369:HIS:HD2	1:J:371:TRP:H	1.67	0.41
1:K:286:VAL:HG13	1:L:294:GLY:HA2	2.02	0.41
1:M:27:THR:HB	1:M:91:LEU:HD22	2.02	0.41
1:N:102:ILE:HG23	1:N:106:ILE:HD12	2.02	0.41
1:P:182:GLY:O	1:P:407:ARG:NH1	2.52	0.41
1:F:233:THR:O	1:F:237:LEU:HG	2.20	0.41
1:J:10:VAL:HG22	1:J:60:THR:HG22	2.02	0.41
1:J:124:MET:CE	1:J:303:TRP:HE1	2.33	0.41
1:J:407:ARG:O	1:J:411:GLU:HG3	2.20	0.41
1:L:120:ARG:HD3	1:L:122:GLU:OE2	2.20	0.41
1:N:232:SER:O	1:N:236:MET:HG3	2.20	0.41
1:B:442:ARG:O	1:B:446:GLU:HG2	2.21	0.41
1:C:14:ARG:NH2	1:C:44:GLU:HB2	2.36	0.41
1:C:129:ALA:HA	1:F:129:ALA:HA	2.03	0.41
1:E:172:ALA:HB2	1:E:206:TYR:HB3	2.02	0.41
1:E:369:HIS:HD2	1:E:371:TRP:HB2	1.85	0.41
1:K:123:ASP:OD1	1:K:124:MET:N	2.48	0.41
1:O:118:ALA:HB1	1:O:292:ASN:O	2.20	0.41
1:F:190:GLU:OE1	1:F:280:HIS:NE2	2.54	0.41
1:G:6:TYR:OH	1:H:395:HIS:O	2.39	0.41
1:G:236:MET:HB3	1:G:236:MET:HE3	1.79	0.41
1:J:160:ILE:HA	1:J:393:HIS:HE1	1.86	0.41
1:K:36:THR:HB	1:K:118:ALA:HB3	2.03	0.41
1:M:379:ILE:HG23	1:M:380:PHE:HD1	1.86	0.41
1:B:284:HIS:HA	1:B:287:PHE:HD2	1.86	0.41
1:C:253:VAL:HG12	1:C:277:LEU:HD11	2.01	0.41
1:C:327:GLU:O	1:C:331:ILE:HD12	2.21	0.41
1:C:399:SER:OG	1:D:63:TRP:NE1	2.28	0.41
1:D:118:ALA:HB1	1:D:292:ASN:O	2.20	0.41
1:G:188:ASP:OD1	1:G:224:HIS:NE2	2.33	0.41
1:H:198:ASN:OD1	1:H:203:ARG:HB2	2.19	0.41
1:H:408:VAL:HG12	1:H:441:LEU:HD22	2.03	0.41
1:L:187:KCX:OQ1	2:L:501:CAP:O3	2.39	0.41
1:L:198:ASN:OD1	1:L:203:ARG:HB2	2.19	0.41
1:L:363:VAL:HG22	1:L:385:PHE:HB2	2.03	0.41

Continued on next page...

Continued from previous page...

Atom-1	Atom-2	Interatomic distance (Å)	Clash overlap (Å)
1:O:113:PHE:O	1:P:289:ARG:NH2	2.54	0.41
1:O:178:CYS:SG	1:O:393:HIS:NE2	2.93	0.41
1:C:101:ASN:O	1:C:101:ASN:ND2	2.52	0.41
1:D:281:ARG:HD2	1:D:284:HIS:CG	2.56	0.41
1:F:190:GLU:HB3	1:F:280:HIS:CD2	2.56	0.41
1:F:363:VAL:HG22	1:F:385:PHE:HB2	2.02	0.41
1:I:253:VAL:HG21	1:I:266:VAL:HG11	2.01	0.41
1:N:59:TRP:CE3	1:N:60:THR:HG23	2.55	0.41
1:N:413:VAL:HG13	1:N:423:ILE:HD12	2.03	0.41
1:A:126:ILE:HG21	1:A:306:MET:SD	2.60	0.40
1:A:286:VAL:HG13	1:B:294:GLY:HA2	2.03	0.40
1:C:128:VAL:HG13	1:C:355:ALA:HB2	2.03	0.40
1:C:289:ARG:NH2	1:D:113:PHE:O	2.53	0.40
1:F:285:ALA:HA	1:F:288:ASP:OD1	2.21	0.40
1:F:334:LEU:HD12	1:F:340:VAL:HG11	2.03	0.40
1:I:62:VAL:HG11	1:J:161:LYS:HB2	2.03	0.40
1:K:229:THR:HA	1:K:236:MET:HG2	2.03	0.40
1:M:363:VAL:HG22	1:M:385:PHE:HB2	2.01	0.40
1:N:51:ALA:O	1:N:55:SER:OG	2.31	0.40
1:N:198:ASN:OD1	1:N:203:ARG:HB2	2.20	0.40
1:O:138:PRO:HD2	1:O:310:ASP:OD1	2.21	0.40
1:O:365:SER:HB2	1:O:387:LEU:HD12	2.02	0.40
1:H:148:LEU:HD11	1:H:250:TYR:OH	2.22	0.40
1:H:281:ARG:HD3	1:H:313:HIS:O	2.21	0.40
1:K:164:LEU:HB2	1:L:56:THR:HG22	2.02	0.40
1:K:235:GLU:O	1:K:239:ARG:HG3	2.21	0.40
1:M:147:ARG:HD2	1:M:276:MET:SD	2.61	0.40
1:O:252:MET:HG3	1:O:278:HIS:HD2	1.85	0.40
1:P:187:KCX:HE3	1:P:187:KCX:HB3	1.77	0.40
1:B:141:ILE:HG23	1:B:361:PHE:CZ	2.56	0.40
1:B:156:LEU:HD21	1:B:410:VAL:HG21	2.03	0.40
1:B:193:ASN:H	1:B:195:GLN:NE2	2.20	0.40
1:E:56:THR:HG22	1:F:164:LEU:HB2	2.02	0.40
1:E:91:LEU:CD2	1:H:132:LYS:HE3	2.51	0.40
1:F:91:LEU:HD11	1:F:130:TYR:HB2	2.03	0.40
1:G:200:TRP:CE3	1:G:239:ARG:HG2	2.56	0.40
1:G:397:ARG:NH1	1:G:443:GLU:OE2	2.34	0.40
1:I:17:TYR:CE1	1:I:74:LYS:HB2	2.56	0.40
1:J:283:MET:HG2	1:J:283:MET:O	2.21	0.40
1:L:237:LEU:O	1:L:240:ALA:N	2.54	0.40
1:M:303:TRP:O	1:M:307:VAL:HG23	2.22	0.40

Continued on next page...

Continued from previous page...

Atom-1	Atom-2	Interatomic distance (Å)	Clash overlap (Å)
1:P:198:ASN:OD1	1:P:203:ARG:HB2	2.21	0.40
1:A:27:THR:O	1:A:91:LEU:HB2	2.20	0.40
1:B:304:LEU:HD22	1:B:312:VAL:HB	2.04	0.40
1:C:161:LYS:O	1:D:64:SER:OG	2.26	0.40
1:E:234:GLU:OE1	1:F:265:SER:OG	2.30	0.40
1:G:103:MET:HA	1:G:107:VAL:HG22	2.02	0.40
1:G:171:TYR:OH	1:G:188:ASP:HA	2.22	0.40
1:I:34:ARG:HE	1:I:84:VAL:HG22	1.86	0.40
1:I:178:CYS:SG	1:I:393:HIS:NE2	2.94	0.40
1:N:186:THR:HG1	1:N:224:HIS:CE1	2.32	0.40
1:O:144:GLU:OE2	1:O:250:TYR:OH	2.29	0.40
1:O:163:LYS:HE2	1:O:191:ASN:HD21	1.86	0.40
1:P:22:TYR:CG	1:P:76:ARG:HD2	2.56	0.40
1:B:226:LEU:O	1:B:252:MET:N	2.54	0.40
1:C:215:GLU:HG2	1:C:222:LYS:H	1.86	0.40
1:D:144:GLU:HG3	1:D:276:MET:HE1	2.03	0.40
1:E:131:LEU:HD11	1:E:354:TRP:CE3	2.57	0.40
1:E:316:THR:HG21	1:E:368:ILE:HG21	2.04	0.40
1:E:399:SER:OG	1:F:63:TRP:NE1	2.20	0.40
1:F:368:ILE:HA	1:F:372:HIS:ND1	2.36	0.40
1:G:67:LEU:CD2	1:H:173:ARG:HH21	2.31	0.40
1:G:434:ALA:HA	1:G:437:TRP:NE1	2.36	0.40
1:J:59:TRP:CE3	1:J:60:THR:HG23	2.56	0.40
1:M:189:ASP:OD1	1:M:190:GLU:N	2.52	0.40

There are no symmetry-related clashes.

5.3 Torsion angles [\(i\)](#)

5.3.1 Protein backbone [\(i\)](#)

In the following table, the Percentiles column shows the percent Ramachandran outliers of the chain as a percentile score with respect to all PDB entries followed by that with respect to all EM entries.

The Analysed column shows the number of residues for which the backbone conformation was analysed, and the total number of residues.

Mol	Chain	Analysed	Favoured	Allowed	Outliers	Percentiles
1	A	441/457 (96%)	430 (98%)	11 (2%)	0	100 100

Continued on next page...

Continued from previous page...

Mol	Chain	Analysed	Favoured	Allowed	Outliers	Percentiles	
1	B	444/457 (97%)	426 (96%)	18 (4%)	0	100	100
1	C	441/457 (96%)	428 (97%)	13 (3%)	0	100	100
1	D	444/457 (97%)	426 (96%)	18 (4%)	0	100	100
1	E	441/457 (96%)	430 (98%)	11 (2%)	0	100	100
1	F	444/457 (97%)	434 (98%)	10 (2%)	0	100	100
1	G	441/457 (96%)	427 (97%)	14 (3%)	0	100	100
1	H	444/457 (97%)	432 (97%)	12 (3%)	0	100	100
1	I	444/457 (97%)	430 (97%)	14 (3%)	0	100	100
1	J	441/457 (96%)	423 (96%)	18 (4%)	0	100	100
1	K	444/457 (97%)	424 (96%)	20 (4%)	0	100	100
1	L	441/457 (96%)	426 (97%)	15 (3%)	0	100	100
1	M	444/457 (97%)	430 (97%)	14 (3%)	0	100	100
1	N	441/457 (96%)	423 (96%)	18 (4%)	0	100	100
1	O	444/457 (97%)	429 (97%)	15 (3%)	0	100	100
1	P	441/457 (96%)	430 (98%)	11 (2%)	0	100	100
All	All	7080/7312 (97%)	6848 (97%)	232 (3%)	0	100	100

There are no Ramachandran outliers to report.

5.3.2 Protein sidechains [i](#)

In the following table, the Percentiles column shows the percent sidechain outliers of the chain as a percentile score with respect to all PDB entries followed by that with respect to all EM entries.

The Analysed column shows the number of residues for which the sidechain conformation was analysed, and the total number of residues.

Mol	Chain	Analysed	Rotameric	Outliers	Percentiles	
1	A	353/363 (97%)	353 (100%)	0	100	100
1	B	355/363 (98%)	355 (100%)	0	100	100
1	C	353/363 (97%)	352 (100%)	1 (0%)	92	97
1	D	355/363 (98%)	355 (100%)	0	100	100
1	E	353/363 (97%)	352 (100%)	1 (0%)	92	97
1	F	355/363 (98%)	353 (99%)	2 (1%)	86	95

Continued on next page...

Continued from previous page...

Mol	Chain	Analysed	Rotameric	Outliers	Percentiles	
1	G	353/363 (97%)	351 (99%)	2 (1%)	86	95
1	H	355/363 (98%)	353 (99%)	2 (1%)	86	95
1	I	355/363 (98%)	353 (99%)	2 (1%)	86	95
1	J	353/363 (97%)	352 (100%)	1 (0%)	92	97
1	K	355/363 (98%)	354 (100%)	1 (0%)	92	97
1	L	353/363 (97%)	352 (100%)	1 (0%)	92	97
1	M	355/363 (98%)	354 (100%)	1 (0%)	92	97
1	N	353/363 (97%)	352 (100%)	1 (0%)	92	97
1	O	355/363 (98%)	353 (99%)	2 (1%)	86	95
1	P	353/363 (97%)	352 (100%)	1 (0%)	92	97
All	All	5664/5808 (98%)	5646 (100%)	18 (0%)	92	97

All (18) residues with a non-rotameric sidechain are listed below:

Mol	Chain	Res	Type
1	C	101	ASN
1	E	101	ASN
1	F	101	ASN
1	F	180	ARG
1	G	101	ASN
1	G	267	ARG
1	H	101	ASN
1	H	267	ARG
1	I	109	ASN
1	I	267	ARG
1	J	101	ASN
1	K	267	ARG
1	L	267	ARG
1	M	101	ASN
1	N	101	ASN
1	O	101	ASN
1	O	267	ARG
1	P	101	ASN

Sometimes sidechains can be flipped to improve hydrogen bonding and reduce clashes. All (23) such sidechains are listed below:

Mol	Chain	Res	Type
1	A	101	ASN
1	A	406	ASN
1	B	101	ASN
1	B	195	GLN
1	B	369	HIS
1	C	278	HIS
1	D	193	ASN
1	E	109	ASN
1	F	369	HIS
1	G	393	HIS
1	H	5	GLN
1	H	109	ASN
1	I	101	ASN
1	I	109	ASN
1	J	109	ASN
1	K	193	ASN
1	K	290	GLN
1	K	311	HIS
1	K	369	HIS
1	L	101	ASN
1	L	406	ASN
1	M	109	ASN
1	O	280	HIS

5.3.3 RNA [i](#)

There are no RNA molecules in this entry.

5.4 Non-standard residues in protein, DNA, RNA chains [i](#)

16 non-standard protein/DNA/RNA residues are modelled in this entry.

In the following table, the Counts columns list the number of bonds (or angles) for which Mogul statistics could be retrieved, the number of bonds (or angles) that are observed in the model and the number of bonds (or angles) that are defined in the Chemical Component Dictionary. The Link column lists molecule types, if any, to which the group is linked. The Z score for a bond length (or angle) is the number of standard deviations the observed value is removed from the expected value. A bond length (or angle) with $|Z| > 2$ is considered an outlier worth inspection. RMSZ is the root-mean-square of all Z scores of the bond lengths (or angles).

Mol	Type	Chain	Res	Link	Bond lengths			Bond angles		
					Counts	RMSZ	$\# Z > 2$	Counts	RMSZ	$\# Z > 2$
1	KCX	L	187	3,1	9,11,12	1.39	2 (22%)	5,12,14	1.16	1 (20%)

Mol	Type	Chain	Res	Link	Bond lengths			Bond angles		
					Counts	RMSZ	# Z > 2	Counts	RMSZ	# Z > 2
1	KCX	P	187	3,1	9,11,12	1.40	2 (22%)	5,12,14	1.18	1 (20%)
1	KCX	O	187	3,1	9,11,12	1.97	3 (33%)	5,12,14	4.00	1 (20%)
1	KCX	E	187	3,1	9,11,12	1.98	3 (33%)	5,12,14	3.89	1 (20%)
1	KCX	F	187	3,1	9,11,12	1.42	2 (22%)	5,12,14	1.16	1 (20%)
1	KCX	H	187	3,1	9,11,12	1.40	2 (22%)	5,12,14	1.23	1 (20%)
1	KCX	D	187	3,1	9,11,12	1.95	3 (33%)	5,12,14	3.88	1 (20%)
1	KCX	I	187	3,1	9,11,12	1.95	3 (33%)	5,12,14	3.87	1 (20%)
1	KCX	J	187	3,1	9,11,12	1.41	2 (22%)	5,12,14	1.18	1 (20%)
1	KCX	M	187	3,1	9,11,12	1.96	3 (33%)	5,12,14	3.91	1 (20%)
1	KCX	C	187	3,1	9,11,12	1.94	3 (33%)	5,12,14	3.86	1 (20%)
1	KCX	N	187	3,1	9,11,12	1.32	2 (22%)	5,12,14	1.28	1 (20%)
1	KCX	A	187	3,1	9,11,12	1.95	3 (33%)	5,12,14	3.89	1 (20%)
1	KCX	K	187	3,1	9,11,12	1.98	3 (33%)	5,12,14	3.91	1 (20%)
1	KCX	B	187	3,1	9,11,12	1.39	2 (22%)	5,12,14	1.19	1 (20%)
1	KCX	G	187	3,1	9,11,12	1.94	3 (33%)	5,12,14	3.90	1 (20%)

In the following table, the Chirals column lists the number of chiral outliers, the number of chiral centers analysed, the number of these observed in the model and the number defined in the Chemical Component Dictionary. Similar counts are reported in the Torsion and Rings columns. '-' means no outliers of that kind were identified.

Mol	Type	Chain	Res	Link	Chirals	Torsions	Rings
1	KCX	L	187	3,1	-	0/9/10/12	-
1	KCX	P	187	3,1	-	0/9/10/12	-
1	KCX	O	187	3,1	-	0/9/10/12	-
1	KCX	E	187	3,1	-	2/9/10/12	-
1	KCX	F	187	3,1	-	0/9/10/12	-
1	KCX	H	187	3,1	-	1/9/10/12	-
1	KCX	D	187	3,1	-	0/9/10/12	-
1	KCX	I	187	3,1	-	1/9/10/12	-
1	KCX	J	187	3,1	-	0/9/10/12	-
1	KCX	M	187	3,1	-	0/9/10/12	-
1	KCX	C	187	3,1	-	0/9/10/12	-
1	KCX	N	187	3,1	-	3/9/10/12	-
1	KCX	A	187	3,1	-	2/9/10/12	-
1	KCX	K	187	3,1	-	0/9/10/12	-
1	KCX	B	187	3,1	-	0/9/10/12	-
1	KCX	G	187	3,1	-	0/9/10/12	-

All (41) bond length outliers are listed below:

Mol	Chain	Res	Type	Atoms	Z	Observed(Å)	Ideal(Å)
1	D	187	KCX	OQ1-CX	4.15	1.29	1.21
1	K	187	KCX	OQ1-CX	4.14	1.29	1.21
1	I	187	KCX	OQ1-CX	4.13	1.29	1.21
1	A	187	KCX	OQ1-CX	4.13	1.29	1.21
1	C	187	KCX	OQ1-CX	4.12	1.29	1.21
1	E	187	KCX	OQ1-CX	4.12	1.29	1.21
1	O	187	KCX	OQ1-CX	4.09	1.29	1.21
1	G	187	KCX	OQ1-CX	4.09	1.29	1.21
1	M	187	KCX	OQ1-CX	4.08	1.29	1.21
1	O	187	KCX	CX-NZ	3.46	1.41	1.35
1	F	187	KCX	CX-NZ	3.40	1.41	1.35
1	M	187	KCX	CX-NZ	3.39	1.41	1.35
1	L	187	KCX	CX-NZ	3.30	1.40	1.35
1	K	187	KCX	CX-NZ	3.25	1.40	1.35
1	B	187	KCX	CX-NZ	3.23	1.40	1.35
1	J	187	KCX	CX-NZ	3.21	1.40	1.35
1	I	187	KCX	CX-NZ	3.19	1.40	1.35
1	D	187	KCX	CX-NZ	3.16	1.40	1.35
1	P	187	KCX	CX-NZ	3.14	1.40	1.35
1	H	187	KCX	CX-NZ	3.13	1.40	1.35
1	G	187	KCX	CX-NZ	3.09	1.40	1.35
1	A	187	KCX	CX-NZ	3.06	1.40	1.35
1	C	187	KCX	CX-NZ	3.06	1.40	1.35
1	E	187	KCX	CX-NZ	3.00	1.40	1.35
1	N	187	KCX	CX-NZ	2.94	1.40	1.35
1	J	187	KCX	O-C	2.18	1.28	1.19
1	D	187	KCX	O-C	2.17	1.28	1.19
1	C	187	KCX	O-C	2.17	1.28	1.19
1	G	187	KCX	O-C	2.17	1.28	1.19
1	B	187	KCX	O-C	2.17	1.28	1.19
1	E	187	KCX	O-C	2.16	1.28	1.19
1	L	187	KCX	O-C	2.16	1.28	1.19
1	A	187	KCX	O-C	2.16	1.28	1.19
1	F	187	KCX	O-C	2.16	1.28	1.19
1	I	187	KCX	O-C	2.15	1.28	1.19
1	P	187	KCX	O-C	2.15	1.28	1.19
1	H	187	KCX	O-C	2.15	1.28	1.19
1	K	187	KCX	O-C	2.15	1.28	1.19
1	O	187	KCX	O-C	2.14	1.28	1.19
1	M	187	KCX	O-C	2.13	1.28	1.19
1	N	187	KCX	O-C	2.13	1.28	1.19

All (16) bond angle outliers are listed below:

Mol	Chain	Res	Type	Atoms	Z	Observed(°)	Ideal(°)
1	O	187	KCX	OQ1-CX-NZ	-8.82	111.30	124.96
1	K	187	KCX	OQ1-CX-NZ	-8.63	111.58	124.96
1	M	187	KCX	OQ1-CX-NZ	-8.63	111.59	124.96
1	E	187	KCX	OQ1-CX-NZ	-8.61	111.62	124.96
1	A	187	KCX	OQ1-CX-NZ	-8.59	111.64	124.96
1	G	187	KCX	OQ1-CX-NZ	-8.59	111.64	124.96
1	D	187	KCX	OQ1-CX-NZ	-8.56	111.69	124.96
1	I	187	KCX	OQ1-CX-NZ	-8.52	111.75	124.96
1	C	187	KCX	OQ1-CX-NZ	-8.50	111.78	124.96
1	N	187	KCX	OQ1-CX-NZ	-2.47	121.14	124.96
1	H	187	KCX	OQ1-CX-NZ	-2.37	121.28	124.96
1	B	187	KCX	OQ1-CX-NZ	-2.28	121.42	124.96
1	J	187	KCX	OQ1-CX-NZ	-2.24	121.48	124.96
1	P	187	KCX	OQ1-CX-NZ	-2.20	121.55	124.96
1	L	187	KCX	OQ1-CX-NZ	-2.17	121.59	124.96
1	F	187	KCX	OQ1-CX-NZ	-2.11	121.69	124.96

There are no chirality outliers.

All (9) torsion outliers are listed below:

Mol	Chain	Res	Type	Atoms
1	N	187	KCX	O-C-CA-CB
1	H	187	KCX	CG-CD-CE-NZ
1	E	187	KCX	CE-CD-CG-CB
1	A	187	KCX	CE-CD-CG-CB
1	I	187	KCX	CG-CD-CE-NZ
1	A	187	KCX	CG-CD-CE-NZ
1	E	187	KCX	CG-CD-CE-NZ
1	N	187	KCX	CE-CD-CG-CB
1	N	187	KCX	CG-CD-CE-NZ

There are no ring outliers.

7 monomers are involved in 7 short contacts:

Mol	Chain	Res	Type	Clashes	Symm-Clashes
1	L	187	KCX	1	0
1	P	187	KCX	1	0
1	O	187	KCX	1	0
1	E	187	KCX	1	0
1	H	187	KCX	1	0

Continued on next page...

Continued from previous page...

Mol	Chain	Res	Type	Clashes	Symm-Clashes
1	I	187	KCX	1	0
1	C	187	KCX	1	0

5.5 Carbohydrates [i](#)

There are no monosaccharides in this entry.

5.6 Ligand geometry [i](#)

Of 32 ligands modelled in this entry, 16 are monoatomic - leaving 16 for Mogul analysis.

In the following table, the Counts columns list the number of bonds (or angles) for which Mogul statistics could be retrieved, the number of bonds (or angles) that are observed in the model and the number of bonds (or angles) that are defined in the Chemical Component Dictionary. The Link column lists molecule types, if any, to which the group is linked. The Z score for a bond length (or angle) is the number of standard deviations the observed value is removed from the expected value. A bond length (or angle) with $|Z| > 2$ is considered an outlier worth inspection. RMSZ is the root-mean-square of all Z scores of the bond lengths (or angles).

Mol	Type	Chain	Res	Link	Bond lengths			Bond angles		
					Counts	RMSZ	# Z > 2	Counts	RMSZ	# Z > 2
2	CAP	F	501	3	17,20,20	1.99	2 (11%)	22,31,31	1.69	6 (27%)
2	CAP	E	501	3	17,20,20	1.94	2 (11%)	22,31,31	1.84	7 (31%)
2	CAP	J	501	3	17,20,20	1.91	2 (11%)	22,31,31	1.75	6 (27%)
2	CAP	I	501	3	17,20,20	1.93	2 (11%)	22,31,31	1.80	7 (31%)
2	CAP	C	501	3	17,20,20	1.95	3 (17%)	22,31,31	1.77	6 (27%)
2	CAP	L	501	3	17,20,20	1.95	2 (11%)	22,31,31	1.73	6 (27%)
2	CAP	O	501	3	17,20,20	1.96	2 (11%)	22,31,31	1.75	7 (31%)
2	CAP	P	501	3	17,20,20	1.95	3 (17%)	22,31,31	1.73	6 (27%)
2	CAP	G	501	3	17,20,20	1.93	2 (11%)	22,31,31	1.78	6 (27%)
2	CAP	D	501	3	17,20,20	1.96	2 (11%)	22,31,31	1.72	6 (27%)
2	CAP	H	501	3	17,20,20	1.95	2 (11%)	22,31,31	1.72	6 (27%)
2	CAP	M	501	3	17,20,20	1.99	2 (11%)	22,31,31	1.76	7 (31%)
2	CAP	N	501	3	17,20,20	1.92	2 (11%)	22,31,31	1.76	6 (27%)
2	CAP	B	501	3	17,20,20	1.97	2 (11%)	22,31,31	1.74	6 (27%)
2	CAP	A	501	3	17,20,20	1.99	3 (17%)	22,31,31	1.77	7 (31%)
2	CAP	K	501	3	17,20,20	1.93	2 (11%)	22,31,31	1.78	7 (31%)

In the following table, the Chirals column lists the number of chiral outliers, the number of chiral centers analysed, the number of these observed in the model and the number defined in the Chemical Component Dictionary. Similar counts are reported in the Torsion and Rings columns. '-' means no outliers of that kind were identified.

Mol	Type	Chain	Res	Link	Chirals	Torsions	Rings
2	CAP	F	501	3	-	9/29/29/29	-
2	CAP	E	501	3	-	9/29/29/29	-
2	CAP	J	501	3	-	12/29/29/29	-
2	CAP	I	501	3	-	11/29/29/29	-
2	CAP	C	501	3	-	9/29/29/29	-
2	CAP	L	501	3	-	13/29/29/29	-
2	CAP	O	501	3	-	11/29/29/29	-
2	CAP	P	501	3	-	12/29/29/29	-
2	CAP	G	501	3	-	8/29/29/29	-
2	CAP	D	501	3	-	7/29/29/29	-
2	CAP	H	501	3	-	8/29/29/29	-
2	CAP	M	501	3	-	8/29/29/29	-
2	CAP	N	501	3	-	9/29/29/29	-
2	CAP	B	501	3	-	9/29/29/29	-
2	CAP	A	501	3	-	15/29/29/29	-
2	CAP	K	501	3	-	13/29/29/29	-

All (35) bond length outliers are listed below:

Mol	Chain	Res	Type	Atoms	Z	Observed(Å)	Ideal(Å)
2	F	501	CAP	P2-O5	4.98	1.76	1.60
2	L	501	CAP	P2-O5	4.94	1.76	1.60
2	D	501	CAP	P2-O5	4.92	1.76	1.60
2	H	501	CAP	P2-O5	4.91	1.76	1.60
2	B	501	CAP	P2-O5	4.89	1.76	1.60
2	P	501	CAP	P2-O5	4.85	1.75	1.60
2	M	501	CAP	P2-O5	4.84	1.75	1.60
2	O	501	CAP	P2-O5	4.83	1.75	1.60
2	A	501	CAP	P1-O1	4.78	1.75	1.60
2	C	501	CAP	P2-O5	4.77	1.75	1.60
2	A	501	CAP	P2-O5	4.77	1.75	1.60
2	G	501	CAP	P2-O5	4.76	1.75	1.60
2	F	501	CAP	P1-O1	4.74	1.75	1.60
2	M	501	CAP	P1-O1	4.73	1.75	1.60
2	B	501	CAP	P1-O1	4.73	1.75	1.60

Continued on next page...

Continued from previous page...

Mol	Chain	Res	Type	Atoms	Z	Observed(Å)	Ideal(Å)
2	K	501	CAP	P2-O5	4.71	1.75	1.60
2	I	501	CAP	P2-O5	4.69	1.75	1.60
2	P	501	CAP	P1-O1	4.68	1.75	1.60
2	N	501	CAP	P2-O5	4.68	1.75	1.60
2	E	501	CAP	P1-O1	4.67	1.75	1.60
2	D	501	CAP	P1-O1	4.66	1.75	1.60
2	O	501	CAP	P1-O1	4.62	1.75	1.60
2	H	501	CAP	P1-O1	4.59	1.75	1.60
2	C	501	CAP	P1-O1	4.58	1.75	1.60
2	E	501	CAP	P2-O5	4.58	1.75	1.60
2	N	501	CAP	P1-O1	4.58	1.75	1.60
2	L	501	CAP	P1-O1	4.57	1.74	1.60
2	J	501	CAP	P1-O1	4.54	1.74	1.60
2	G	501	CAP	P1-O1	4.51	1.74	1.60
2	J	501	CAP	P2-O5	4.50	1.74	1.60
2	K	501	CAP	P1-O1	4.50	1.74	1.60
2	I	501	CAP	P1-O1	4.48	1.74	1.60
2	P	501	CAP	O4-C4	-2.07	1.39	1.43
2	A	501	CAP	O4-C4	-2.02	1.39	1.43
2	C	501	CAP	O4-C4	-2.01	1.39	1.43

All (102) bond angle outliers are listed below:

Mol	Chain	Res	Type	Atoms	Z	Observed(°)	Ideal(°)
2	E	501	CAP	O6P-P2-O5	-3.79	96.64	106.73
2	I	501	CAP	O6P-P2-O5	-3.29	97.98	106.73
2	I	501	CAP	O3P-P1-O1	-3.25	98.09	106.73
2	N	501	CAP	O2P-P1-O1	-3.25	98.09	106.73
2	K	501	CAP	O3P-P1-O1	-3.24	98.10	106.73
2	M	501	CAP	O3P-P1-O1	-3.24	98.11	106.73
2	C	501	CAP	O3P-P1-O1	-3.23	98.15	106.73
2	D	501	CAP	O2P-P1-O1	-3.22	98.17	106.73
2	K	501	CAP	O6P-P2-O5	-3.21	98.18	106.73
2	P	501	CAP	O2P-P1-O1	-3.21	98.19	106.73
2	B	501	CAP	O2P-P1-O1	-3.20	98.21	106.73
2	O	501	CAP	O3P-P1-O1	-3.19	98.24	106.73
2	L	501	CAP	O2P-P1-O1	-3.19	98.25	106.73
2	G	501	CAP	O3P-P1-O1	-3.17	98.29	106.73
2	M	501	CAP	O6P-P2-O5	-3.17	98.30	106.73
2	G	501	CAP	O5P-P2-O5	-3.16	98.31	106.73
2	A	501	CAP	O6P-P2-O5	-3.16	98.32	106.73
2	E	501	CAP	O3P-P1-O1	-3.14	98.37	106.73

Continued on next page...

Continued from previous page...

Mol	Chain	Res	Type	Atoms	Z	Observed(°)	Ideal(°)
2	A	501	CAP	O3P-P1-O1	-3.13	98.39	106.73
2	H	501	CAP	O2P-P1-O1	-3.11	98.46	106.73
2	J	501	CAP	O5-P2-O4P	-3.11	97.76	106.47
2	C	501	CAP	O5P-P2-O5	-3.05	98.63	106.73
2	O	501	CAP	O6P-P2-O5	-3.05	98.63	106.73
2	N	501	CAP	O5-P2-O4P	-3.04	97.95	106.47
2	B	501	CAP	O5-P2-O4P	-3.01	98.03	106.47
2	A	501	CAP	P2-O5-C5	-2.97	110.10	118.30
2	K	501	CAP	P2-O5-C5	-2.95	110.16	118.30
2	F	501	CAP	O5-P2-O4P	-2.94	98.22	106.47
2	J	501	CAP	O1-P1-O1P	-2.94	98.23	106.47
2	F	501	CAP	O1-P1-O1P	-2.92	98.27	106.47
2	H	501	CAP	O5-P2-O4P	-2.92	98.29	106.47
2	G	501	CAP	O4-C4-C3	2.92	114.60	108.78
2	P	501	CAP	O5-P2-O4P	-2.91	98.31	106.47
2	C	501	CAP	P2-O5-C5	-2.89	110.32	118.30
2	L	501	CAP	O5-P2-O4P	-2.89	98.36	106.47
2	D	501	CAP	O5-P2-O4P	-2.85	98.48	106.47
2	I	501	CAP	P2-O5-C5	-2.84	110.48	118.30
2	G	501	CAP	P2-O5-C5	-2.83	110.49	118.30
2	E	501	CAP	P2-O5-C5	-2.82	110.52	118.30
2	J	501	CAP	O4-C4-C3	2.82	114.41	108.78
2	I	501	CAP	O4-C4-C3	2.81	114.40	108.78
2	A	501	CAP	O4-C4-C3	2.81	114.39	108.78
2	N	501	CAP	P2-O5-C5	-2.81	110.56	118.30
2	E	501	CAP	O4-C4-C3	2.79	114.35	108.78
2	I	501	CAP	P1-O1-C1	-2.79	110.62	118.30
2	B	501	CAP	P2-O5-C5	-2.79	110.62	118.30
2	H	501	CAP	P2-O5-C5	-2.78	110.64	118.30
2	P	501	CAP	P2-O5-C5	-2.76	110.68	118.30
2	C	501	CAP	O4-C4-C3	2.76	114.30	108.78
2	F	501	CAP	P2-O5-C5	-2.75	110.71	118.30
2	G	501	CAP	P1-O1-C1	-2.75	110.73	118.30
2	L	501	CAP	P2-O5-C5	-2.74	110.75	118.30
2	B	501	CAP	O4-C4-C3	2.73	114.24	108.78
2	D	501	CAP	P2-O5-C5	-2.72	110.79	118.30
2	M	501	CAP	P2-O5-C5	-2.72	110.80	118.30
2	O	501	CAP	P2-O5-C5	-2.72	110.80	118.30
2	M	501	CAP	P1-O1-C1	-2.71	110.83	118.30
2	B	501	CAP	P1-O1-C1	-2.70	110.85	118.30
2	M	501	CAP	O4-C4-C3	2.70	114.17	108.78
2	L	501	CAP	P1-O1-C1	-2.69	110.88	118.30

Continued on next page...

Continued from previous page...

Mol	Chain	Res	Type	Atoms	Z	Observed(°)	Ideal(°)
2	N	501	CAP	O4-C4-C3	2.69	114.15	108.78
2	E	501	CAP	P1-O1-C1	-2.69	110.90	118.30
2	C	501	CAP	P1-O1-C1	-2.68	110.91	118.30
2	O	501	CAP	O4-C4-C3	2.68	114.13	108.78
2	J	501	CAP	P1-O1-C1	-2.68	110.92	118.30
2	N	501	CAP	P1-O1-C1	-2.67	110.93	118.30
2	H	501	CAP	P1-O1-C1	-2.66	110.98	118.30
2	H	501	CAP	O4-C4-C3	2.66	114.08	108.78
2	P	501	CAP	P1-O1-C1	-2.63	111.05	118.30
2	F	501	CAP	O4-C4-C3	2.62	114.01	108.78
2	D	501	CAP	O4-C4-C3	2.61	114.00	108.78
2	A	501	CAP	P1-O1-C1	-2.60	111.14	118.30
2	O	501	CAP	P1-O1-C1	-2.59	111.16	118.30
2	L	501	CAP	O4-C4-C3	2.59	113.95	108.78
2	K	501	CAP	P1-O1-C1	-2.59	111.17	118.30
2	J	501	CAP	P2-O5-C5	-2.58	111.19	118.30
2	K	501	CAP	O4-C4-C3	2.57	113.92	108.78
2	D	501	CAP	P1-O1-C1	-2.57	111.22	118.30
2	P	501	CAP	O4-C4-C3	2.55	113.86	108.78
2	F	501	CAP	P1-O1-C1	-2.52	111.35	118.30
2	K	501	CAP	O3P-P1-O2P	2.50	117.21	107.64
2	O	501	CAP	O3P-P1-O2P	2.49	117.17	107.64
2	G	501	CAP	O3P-P1-O2P	2.49	117.17	107.64
2	I	501	CAP	O3P-P1-O2P	2.47	117.07	107.64
2	E	501	CAP	O3P-P1-O2P	2.46	117.04	107.64
2	C	501	CAP	O3P-P1-O2P	2.45	116.98	107.64
2	M	501	CAP	O3P-P1-O2P	2.43	116.94	107.64
2	A	501	CAP	O3P-P1-O2P	2.42	116.90	107.64
2	N	501	CAP	O6P-P2-O5P	2.23	116.17	107.64
2	J	501	CAP	O6P-P2-O5P	2.23	116.16	107.64
2	P	501	CAP	O6P-P2-O5P	2.21	116.07	107.64
2	L	501	CAP	O6P-P2-O5P	2.20	116.06	107.64
2	D	501	CAP	O6P-P2-O5P	2.20	116.05	107.64
2	B	501	CAP	O6P-P2-O5P	2.19	116.02	107.64
2	E	501	CAP	O6P-P2-O5P	2.19	116.00	107.64
2	K	501	CAP	O6P-P2-O5P	2.18	115.98	107.64
2	H	501	CAP	O6P-P2-O5P	2.18	115.97	107.64
2	F	501	CAP	O6P-P2-O5P	2.18	115.96	107.64
2	A	501	CAP	O6P-P2-O5P	2.17	115.93	107.64
2	I	501	CAP	O6P-P2-O5P	2.17	115.92	107.64
2	O	501	CAP	O6P-P2-O5P	2.14	115.81	107.64
2	M	501	CAP	O6P-P2-O5P	2.13	115.79	107.64

There are no chirality outliers.

All (163) torsion outliers are listed below:

Mol	Chain	Res	Type	Atoms
2	A	501	CAP	O1-C1-C2-C
2	A	501	CAP	O1-C1-C2-O2
2	A	501	CAP	C1-C2-C3-C4
2	A	501	CAP	C-C2-C3-C4
2	A	501	CAP	O2-C2-C3-C4
2	A	501	CAP	O6-C-C2-C1
2	A	501	CAP	O7-C-C2-C1
2	A	501	CAP	O6-C-C2-O2
2	A	501	CAP	O7-C-C2-O2
2	A	501	CAP	C3-C4-C5-O5
2	A	501	CAP	O4-C4-C5-O5
2	B	501	CAP	O2-C2-C3-C4
2	B	501	CAP	O6-C-C2-C1
2	B	501	CAP	O7-C-C2-C1
2	B	501	CAP	O6-C-C2-O2
2	B	501	CAP	O7-C-C2-O2
2	B	501	CAP	O4-C4-C5-O5
2	C	501	CAP	O1-C1-C2-C
2	C	501	CAP	O1-C1-C2-O2
2	C	501	CAP	C1-C2-C3-C4
2	C	501	CAP	O2-C2-C3-C4
2	C	501	CAP	O6-C-C2-C1
2	C	501	CAP	O7-C-C2-C1
2	C	501	CAP	O6-C-C2-O2
2	C	501	CAP	O7-C-C2-O2
2	D	501	CAP	O6-C-C2-C1
2	D	501	CAP	O7-C-C2-C1
2	D	501	CAP	O6-C-C2-O2
2	D	501	CAP	O7-C-C2-O2
2	D	501	CAP	C2-C3-C4-O4
2	D	501	CAP	O3-C3-C4-O4
2	E	501	CAP	C1-C2-C3-C4
2	E	501	CAP	O2-C2-C3-C4
2	E	501	CAP	O6-C-C2-C1
2	E	501	CAP	O7-C-C2-C1
2	E	501	CAP	O6-C-C2-O2
2	E	501	CAP	O7-C-C2-O2
2	E	501	CAP	C3-C4-C5-O5
2	E	501	CAP	O4-C4-C5-O5
2	F	501	CAP	O1-C1-C2-C

Continued on next page...

Continued from previous page...

Mol	Chain	Res	Type	Atoms
2	F	501	CAP	O1-C1-C2-O2
2	F	501	CAP	O2-C2-C3-C4
2	F	501	CAP	O6-C-C2-C1
2	F	501	CAP	O7-C-C2-C1
2	F	501	CAP	O6-C-C2-O2
2	F	501	CAP	O7-C-C2-O2
2	F	501	CAP	O3-C3-C4-O4
2	G	501	CAP	C1-C2-C3-C4
2	G	501	CAP	O2-C2-C3-C4
2	G	501	CAP	O6-C-C2-C1
2	G	501	CAP	O7-C-C2-C1
2	G	501	CAP	O6-C-C2-O2
2	G	501	CAP	O7-C-C2-O2
2	H	501	CAP	O1-C1-C2-O2
2	H	501	CAP	O2-C2-C3-C4
2	H	501	CAP	O6-C-C2-C1
2	H	501	CAP	O7-C-C2-C1
2	H	501	CAP	O6-C-C2-O2
2	H	501	CAP	O7-C-C2-O2
2	H	501	CAP	O3-C3-C4-O4
2	I	501	CAP	C1-C2-C3-C4
2	I	501	CAP	C-C2-C3-C4
2	I	501	CAP	O2-C2-C3-C4
2	I	501	CAP	O6-C-C2-C1
2	I	501	CAP	O7-C-C2-C1
2	I	501	CAP	O6-C-C2-O2
2	I	501	CAP	O7-C-C2-O2
2	I	501	CAP	C3-C4-C5-O5
2	I	501	CAP	O4-C4-C5-O5
2	J	501	CAP	C1-C2-C3-C4
2	J	501	CAP	C-C2-C3-C4
2	J	501	CAP	O2-C2-C3-C4
2	J	501	CAP	O6-C-C2-C1
2	J	501	CAP	O7-C-C2-C1
2	J	501	CAP	O6-C-C2-O2
2	J	501	CAP	O7-C-C2-O2
2	J	501	CAP	C3-C4-C5-O5
2	J	501	CAP	O4-C4-C5-O5
2	K	501	CAP	O1-C1-C2-C
2	K	501	CAP	O1-C1-C2-O2
2	K	501	CAP	O7-C-C2-C1
2	K	501	CAP	O6-C-C2-C3

Continued on next page...

Continued from previous page...

Mol	Chain	Res	Type	Atoms
2	K	501	CAP	O6-C-C2-O2
2	K	501	CAP	O7-C-C2-O2
2	K	501	CAP	C2-C3-C4-O4
2	K	501	CAP	O3-C3-C4-O4
2	L	501	CAP	O1-C1-C2-C
2	L	501	CAP	O1-C1-C2-O2
2	L	501	CAP	O2-C2-C3-C4
2	L	501	CAP	O6-C-C2-C1
2	L	501	CAP	O7-C-C2-C1
2	L	501	CAP	O6-C-C2-O2
2	L	501	CAP	O7-C-C2-O2
2	L	501	CAP	C2-C3-C4-O4
2	L	501	CAP	O3-C3-C4-O4
2	L	501	CAP	O4-C4-C5-O5
2	M	501	CAP	C1-C2-C3-C4
2	M	501	CAP	O2-C2-C3-C4
2	M	501	CAP	O6-C-C2-C1
2	M	501	CAP	O7-C-C2-C1
2	M	501	CAP	O6-C-C2-O2
2	M	501	CAP	O7-C-C2-O2
2	M	501	CAP	O3-C3-C4-O4
2	N	501	CAP	C1-C2-C3-C4
2	N	501	CAP	C-C2-C3-C4
2	N	501	CAP	O2-C2-C3-C4
2	N	501	CAP	O6-C-C2-C1
2	N	501	CAP	O7-C-C2-C1
2	N	501	CAP	O6-C-C2-O2
2	N	501	CAP	O7-C-C2-O2
2	N	501	CAP	O4-C4-C5-O5
2	O	501	CAP	O6-C-C2-C1
2	O	501	CAP	O7-C-C2-C1
2	O	501	CAP	O6-C-C2-O2
2	O	501	CAP	O7-C-C2-O2
2	O	501	CAP	O3-C3-C4-O4
2	O	501	CAP	O4-C4-C5-O5
2	O	501	CAP	C5-O5-P2-O5P
2	P	501	CAP	O1-C1-C2-C3
2	P	501	CAP	O1-C1-C2-C
2	P	501	CAP	O1-C1-C2-O2
2	P	501	CAP	O6-C-C2-C1
2	P	501	CAP	O7-C-C2-C1
2	P	501	CAP	O6-C-C2-O2

Continued on next page...

Continued from previous page...

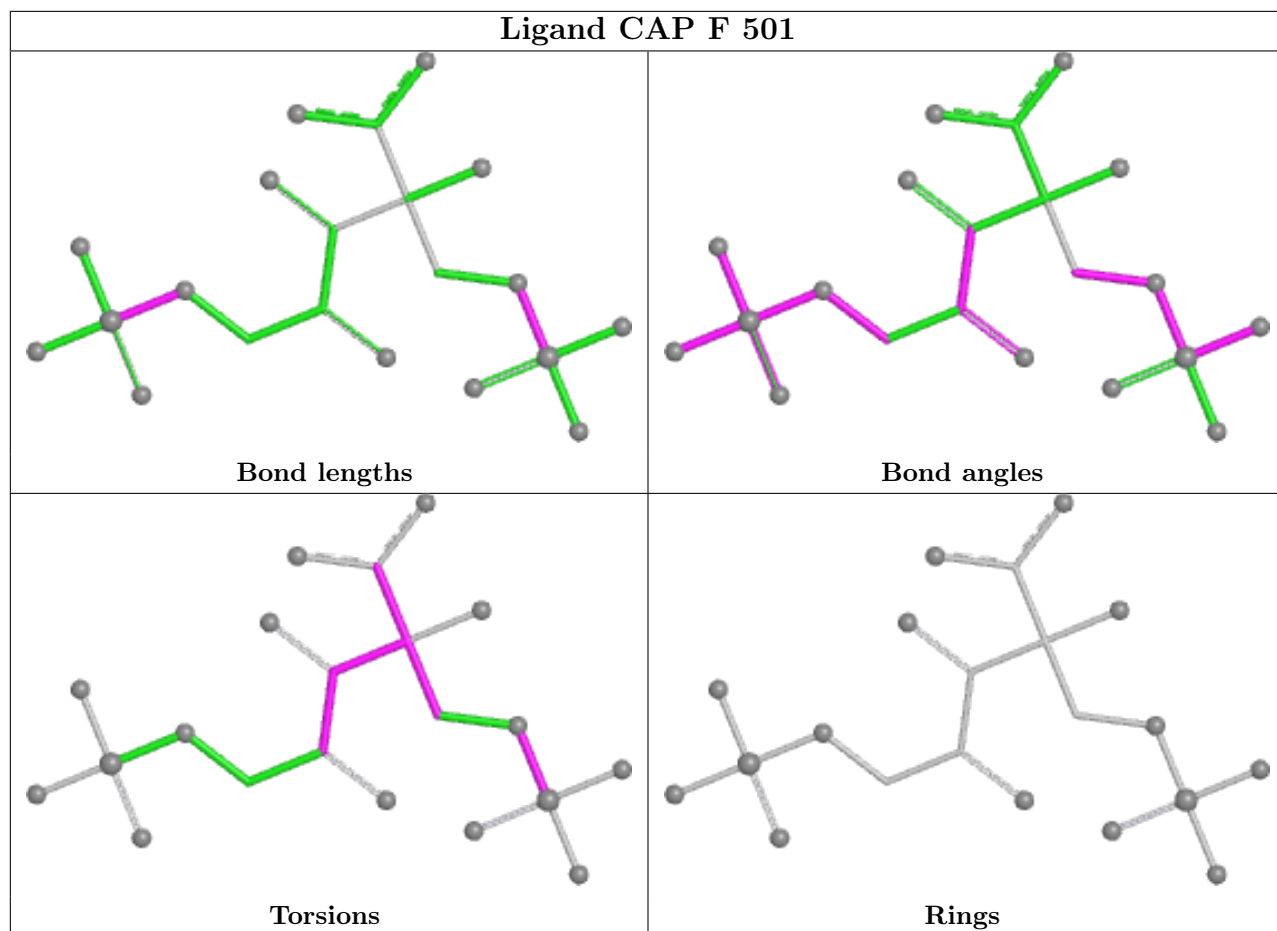
Mol	Chain	Res	Type	Atoms
2	P	501	CAP	O7-C-C2-O2
2	P	501	CAP	C2-C3-C4-O4
2	P	501	CAP	O3-C3-C4-O4
2	D	501	CAP	O2-C2-C3-C4
2	K	501	CAP	O2-C2-C3-C4
2	O	501	CAP	O2-C2-C3-C4
2	P	501	CAP	O2-C2-C3-C4
2	B	501	CAP	C3-C4-C5-O5
2	L	501	CAP	C3-C4-C5-O5
2	O	501	CAP	C3-C4-C5-O5
2	K	501	CAP	O6-C-C2-C1
2	B	501	CAP	O3-C3-C4-O4
2	A	501	CAP	O1-C1-C2-C3
2	A	501	CAP	C1-C2-C3-O3
2	B	501	CAP	O1-C1-C2-O2
2	E	501	CAP	O1-C1-C2-O2
2	I	501	CAP	C1-C2-C3-O3
2	J	501	CAP	C1-C2-C3-O3
2	K	501	CAP	C2-C3-C4-C5
2	L	501	CAP	O1-C1-C2-C3
2	P	501	CAP	C2-C3-C4-C5
2	A	501	CAP	O2-C2-C3-O3
2	C	501	CAP	C-C2-C3-C4
2	G	501	CAP	C-C2-C3-C4
2	H	501	CAP	O1-C1-C2-C
2	I	501	CAP	O2-C2-C3-O3
2	J	501	CAP	O2-C2-C3-O3
2	M	501	CAP	C-C2-C3-C4
2	O	501	CAP	C2-C3-C4-O4
2	F	501	CAP	C1-O1-P1-O1P
2	J	501	CAP	C5-O5-P2-O4P
2	A	501	CAP	O7-C-C2-C3
2	G	501	CAP	O7-C-C2-C3
2	K	501	CAP	O7-C-C2-C3
2	L	501	CAP	C5-O5-P2-O5P
2	P	501	CAP	O4-C4-C5-O5
2	N	501	CAP	C3-C4-C5-O5
2	K	501	CAP	O3-C3-C4-C5
2	O	501	CAP	O1-C1-C2-O2

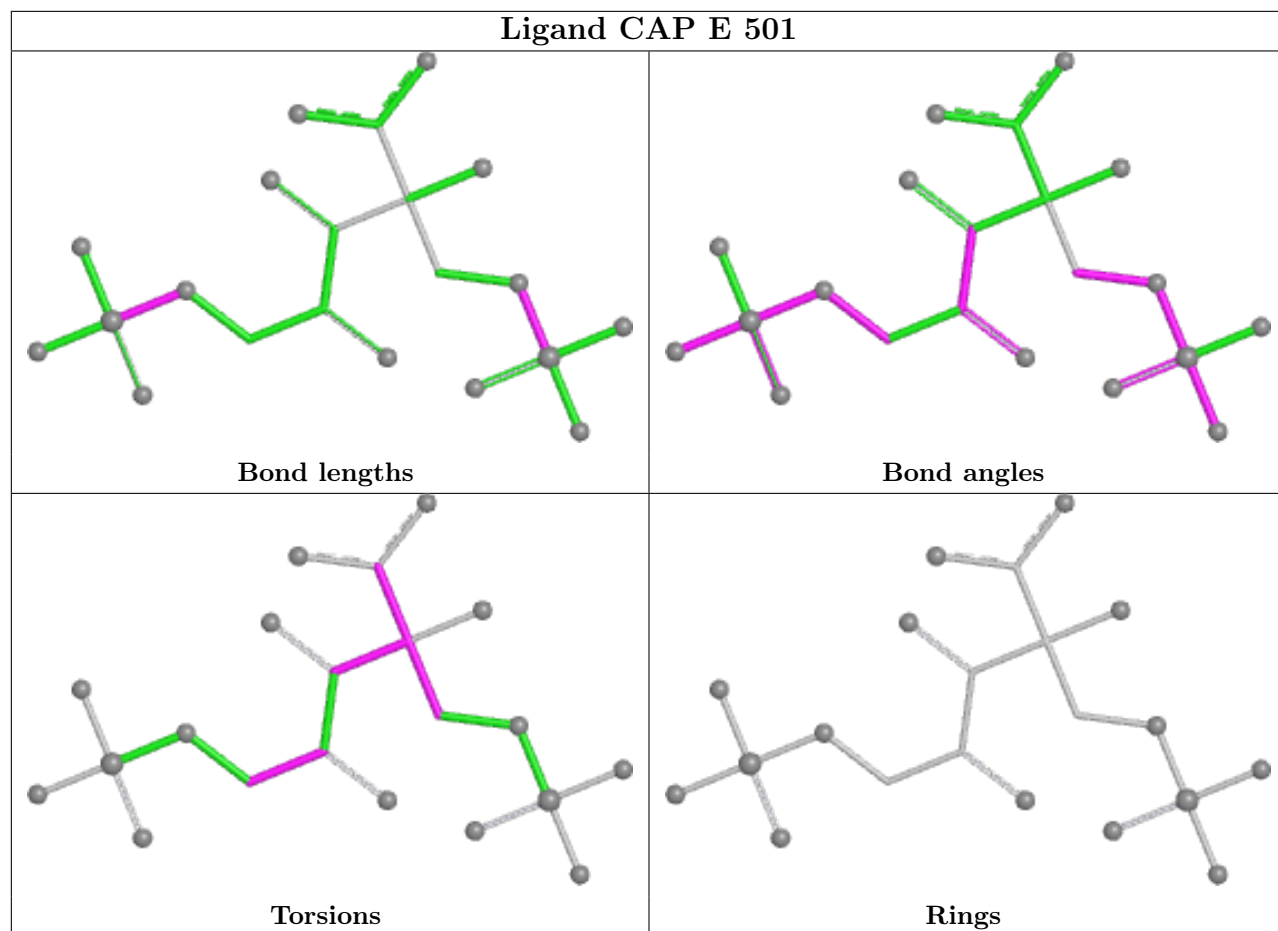
There are no ring outliers.

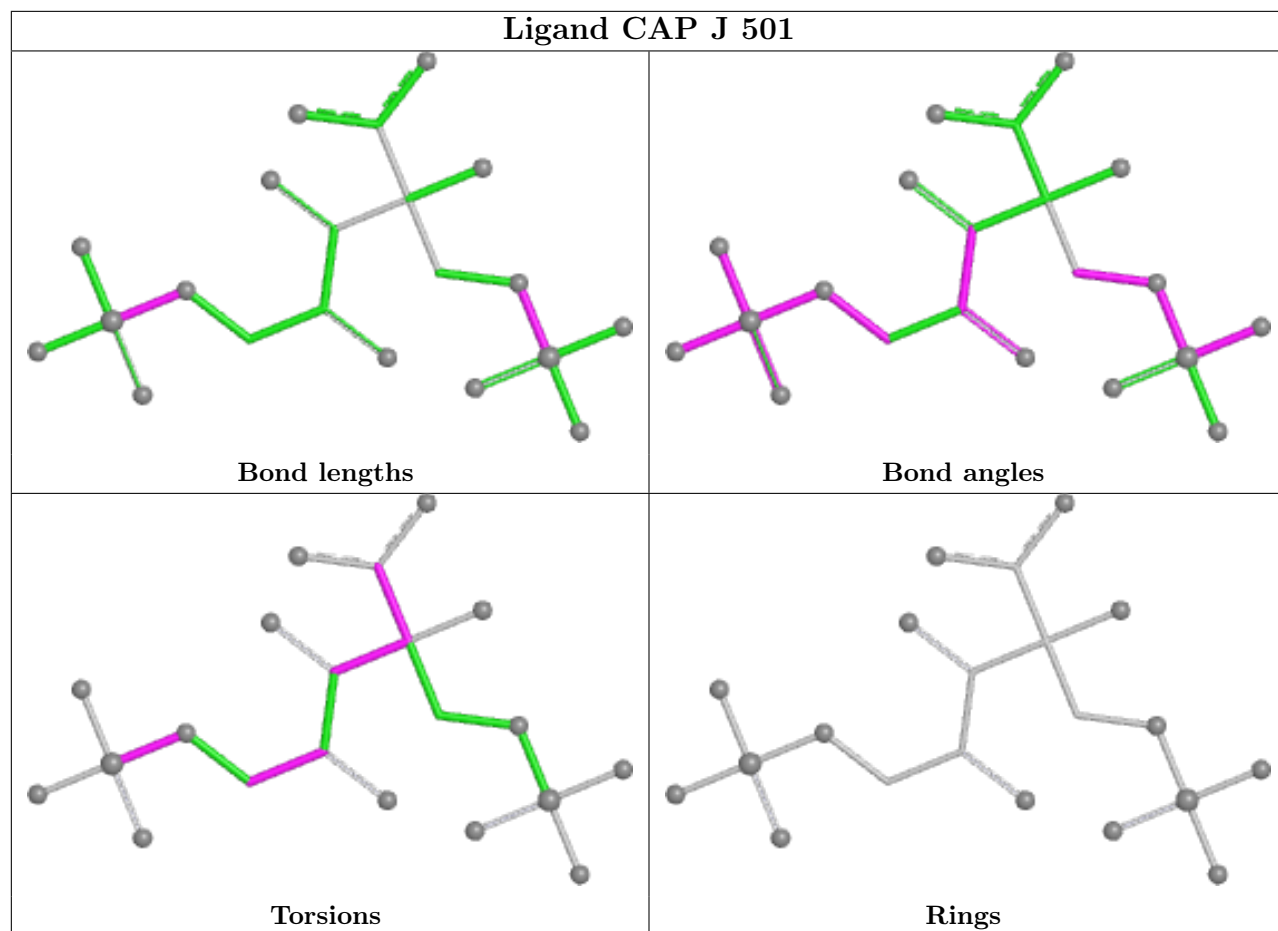
12 monomers are involved in 23 short contacts:

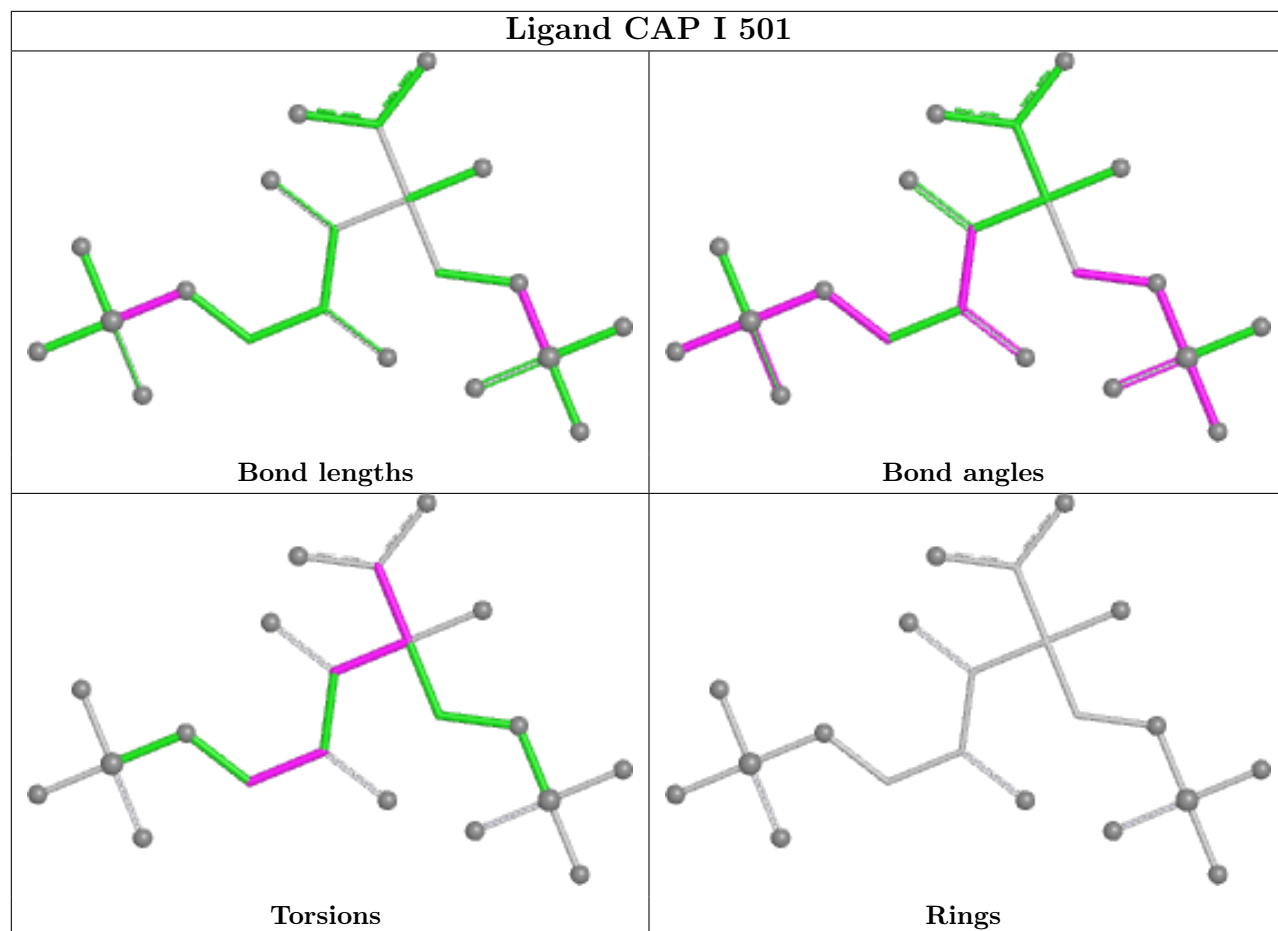
Mol	Chain	Res	Type	Clashes	Symm-Clashes
2	F	501	CAP	2	0
2	E	501	CAP	2	0
2	I	501	CAP	3	0
2	L	501	CAP	3	0
2	O	501	CAP	1	0
2	P	501	CAP	2	0
2	G	501	CAP	1	0
2	D	501	CAP	2	0
2	H	501	CAP	2	0
2	N	501	CAP	3	0
2	B	501	CAP	1	0
2	A	501	CAP	1	0

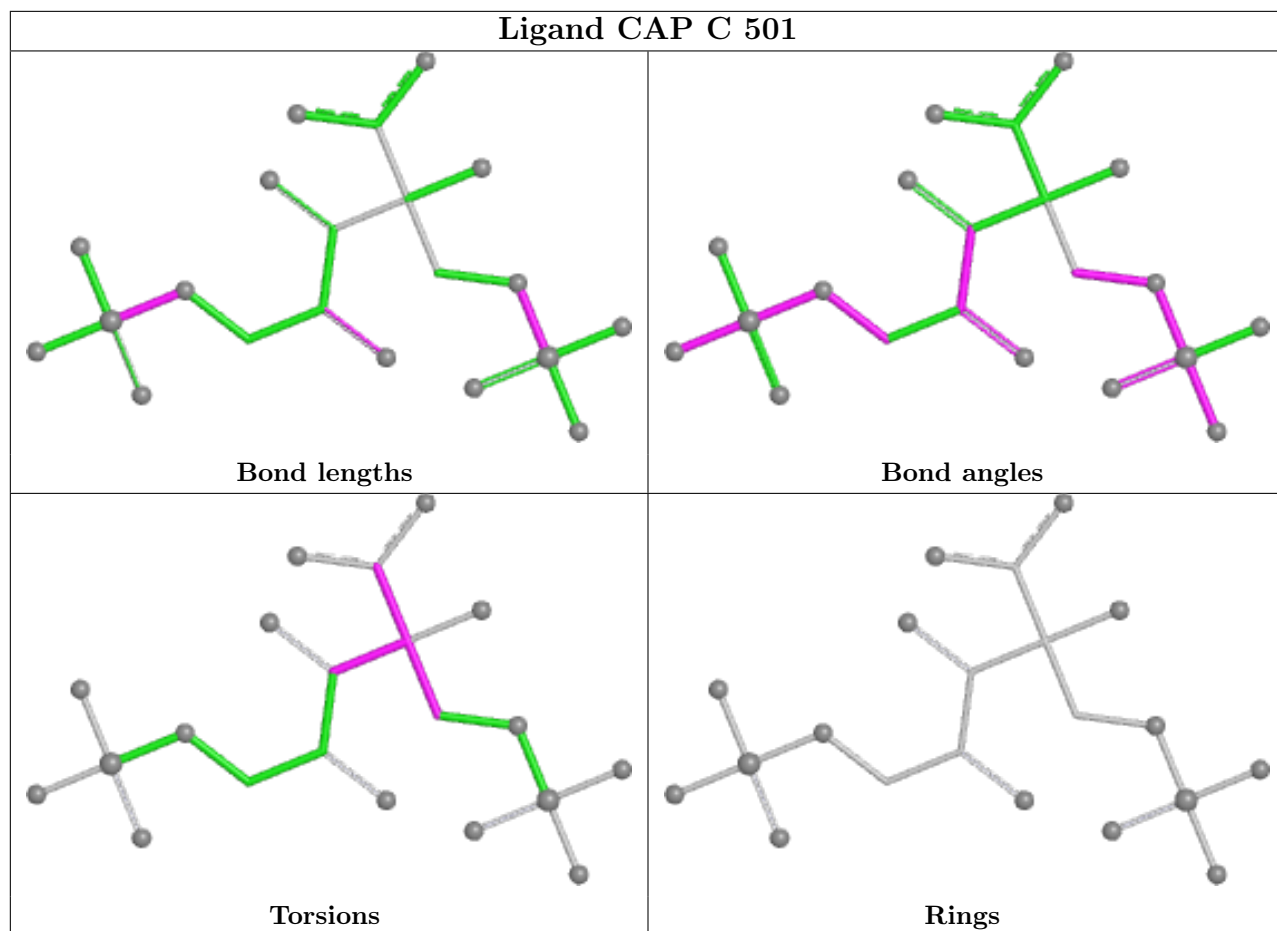
The following is a two-dimensional graphical depiction of Mogul quality analysis of bond lengths, bond angles, torsion angles, and ring geometry for all instances of the Ligand of Interest. In addition, ligands with molecular weight > 250 and outliers as shown on the validation Tables will also be included. For torsion angles, if less than 5% of the Mogul distribution of torsion angles is within 10 degrees of the torsion angle in question, then that torsion angle is considered an outlier. Any bond that is central to one or more torsion angles identified as an outlier by Mogul will be highlighted in the graph. For rings, the root-mean-square deviation (RMSD) between the ring in question and similar rings identified by Mogul is calculated over all ring torsion angles. If the average RMSD is greater than 60 degrees and the minimal RMSD between the ring in question and any Mogul-identified rings is also greater than 60 degrees, then that ring is considered an outlier. The outliers are highlighted in purple. The color gray indicates Mogul did not find sufficient equivalents in the CSD to analyse the geometry.

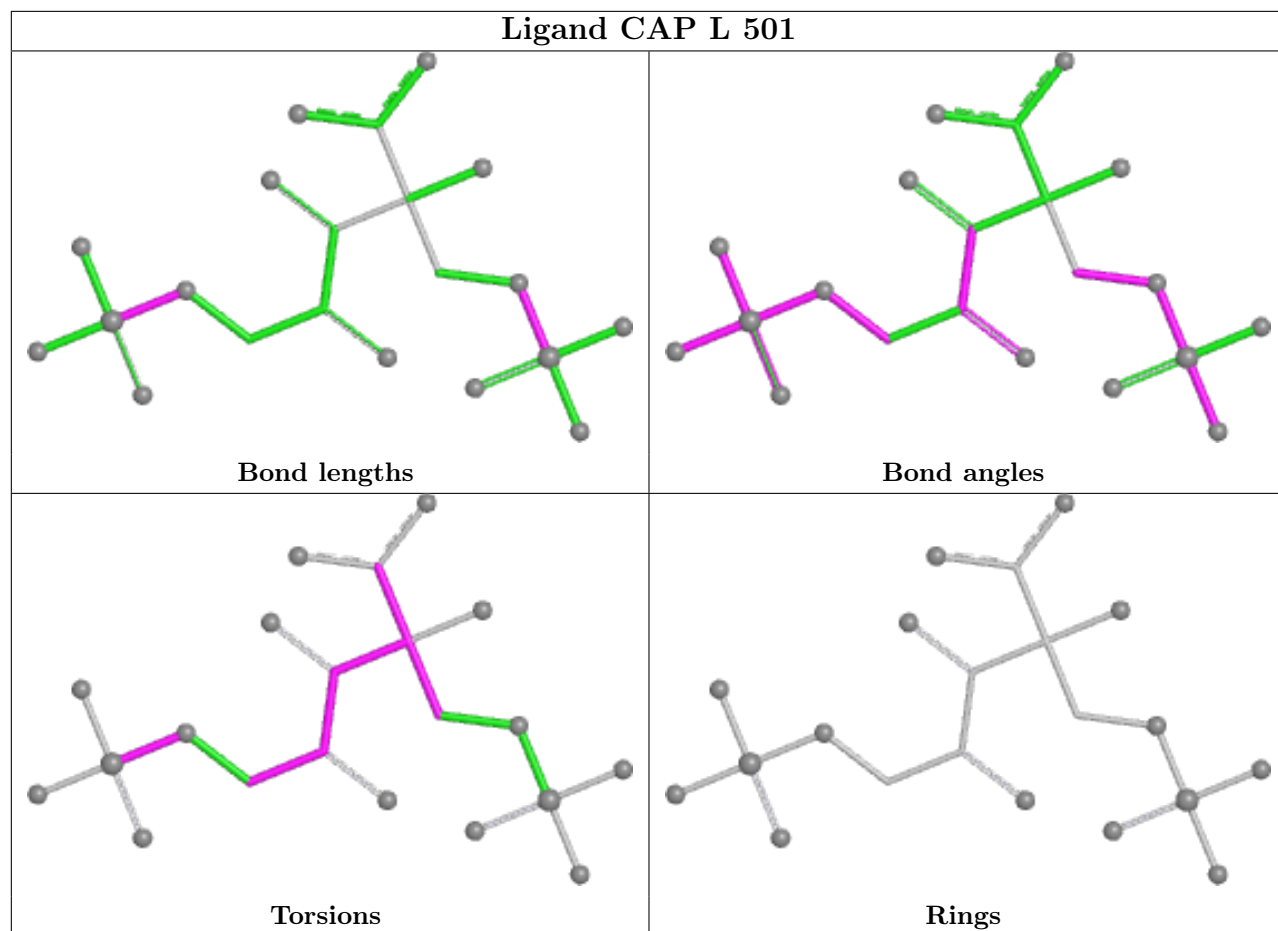


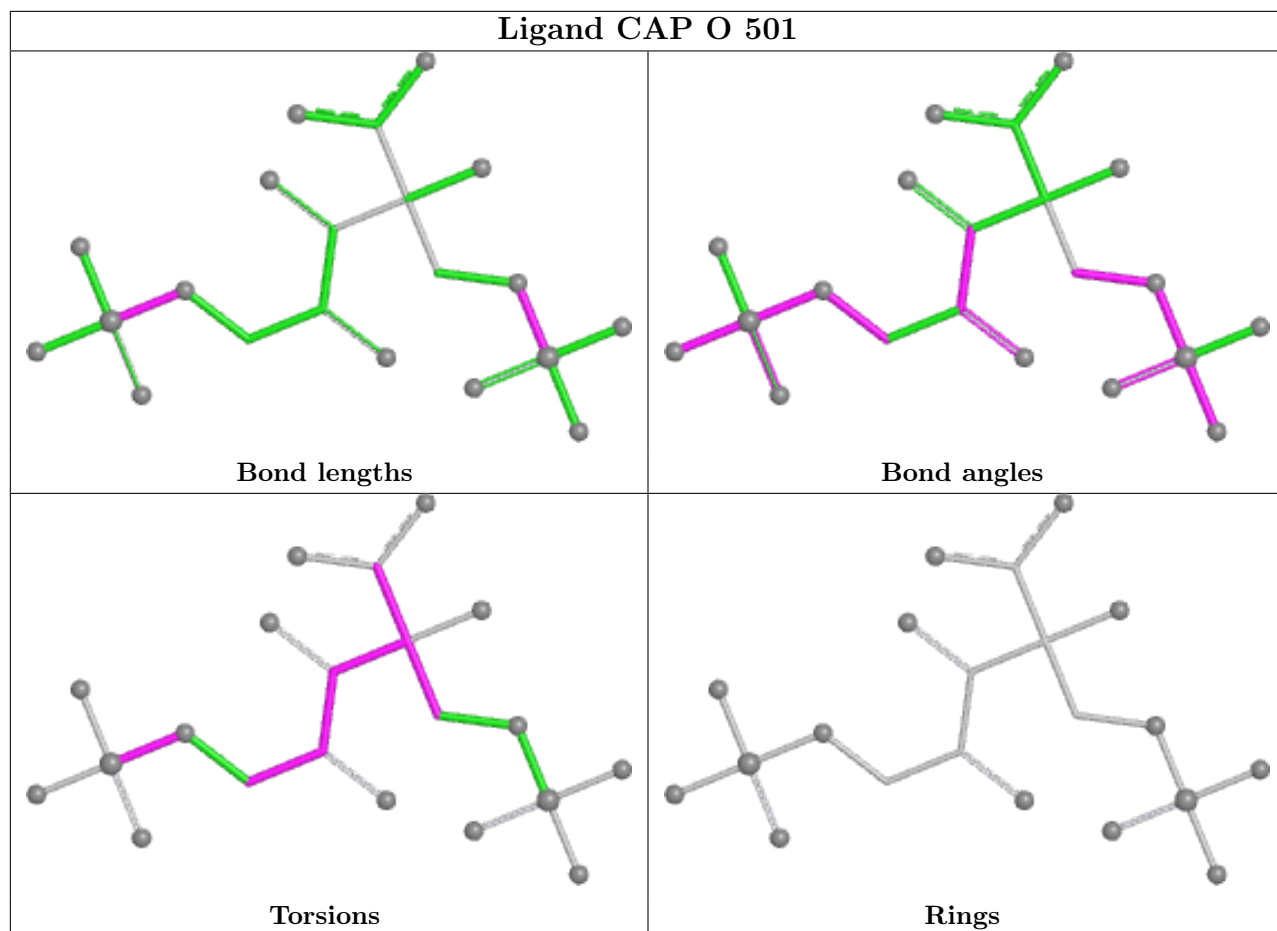


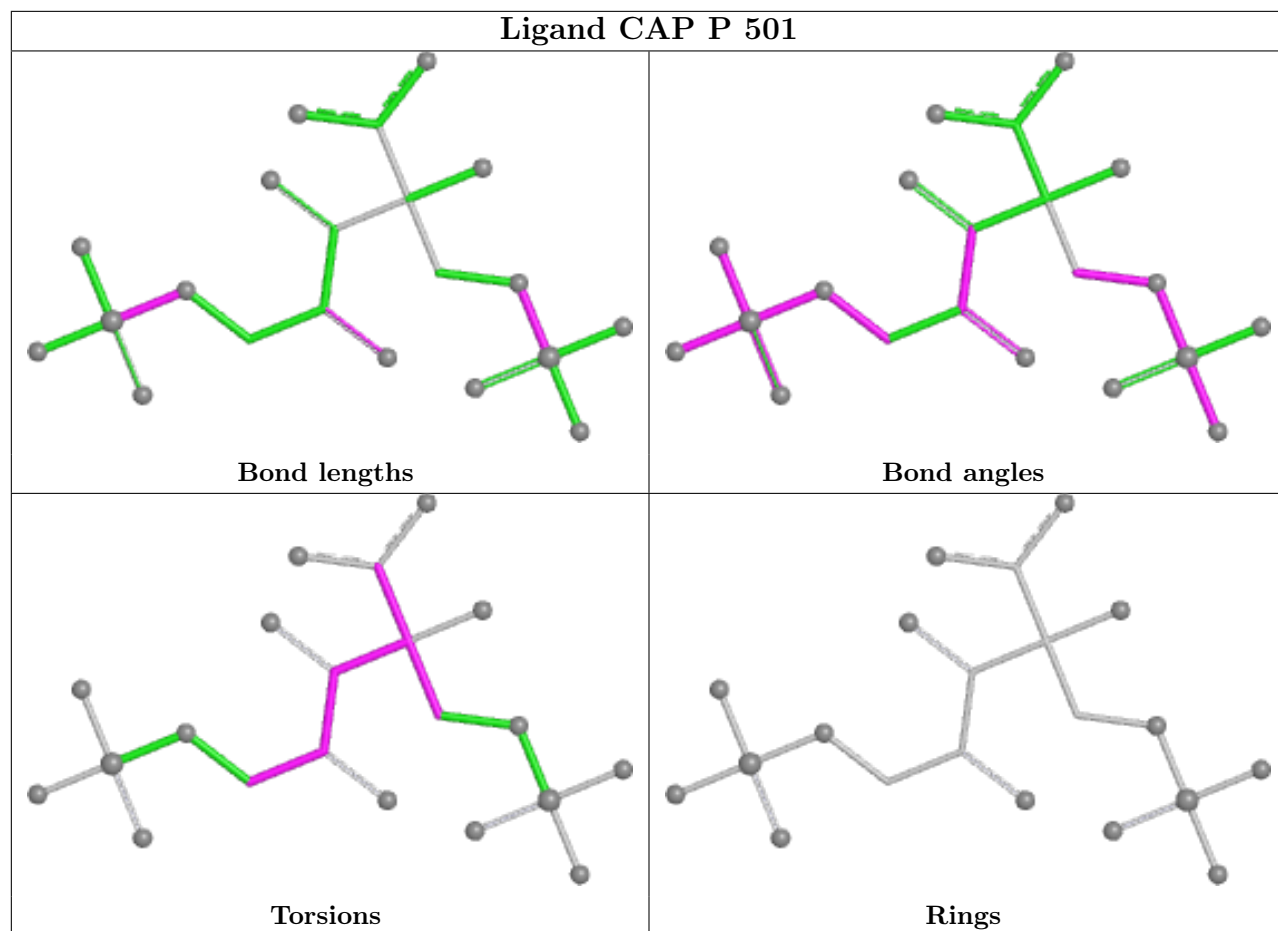


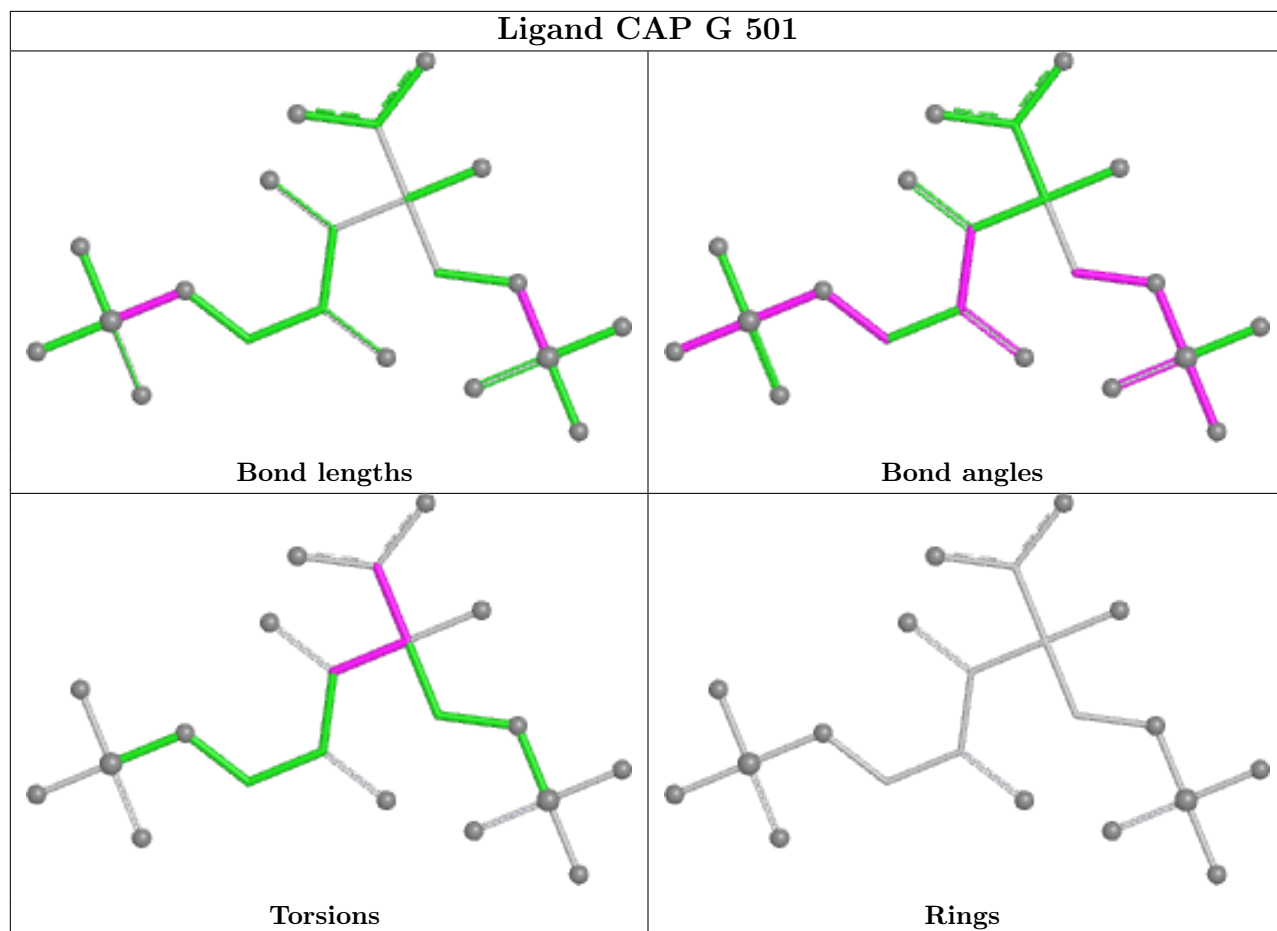


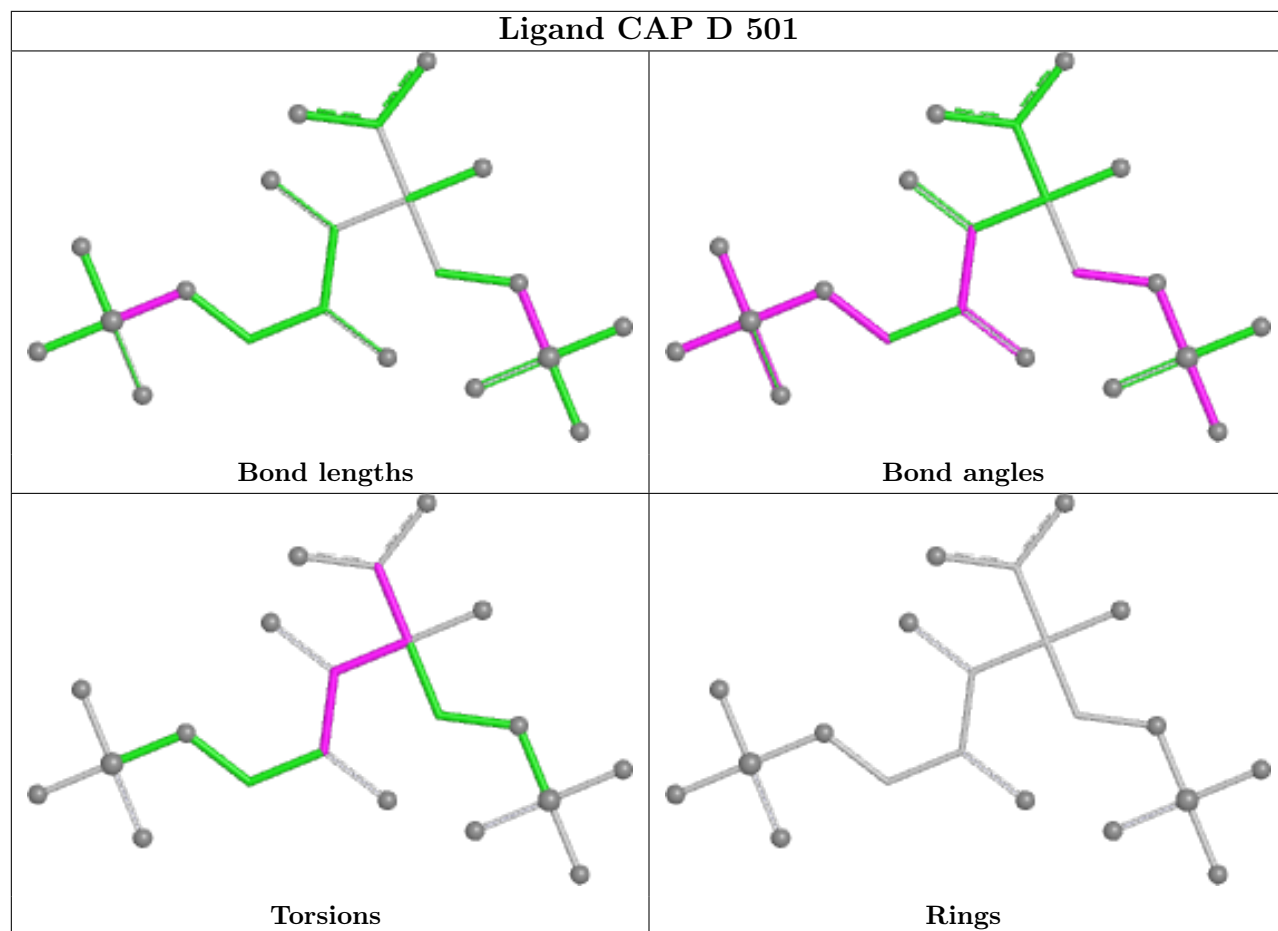


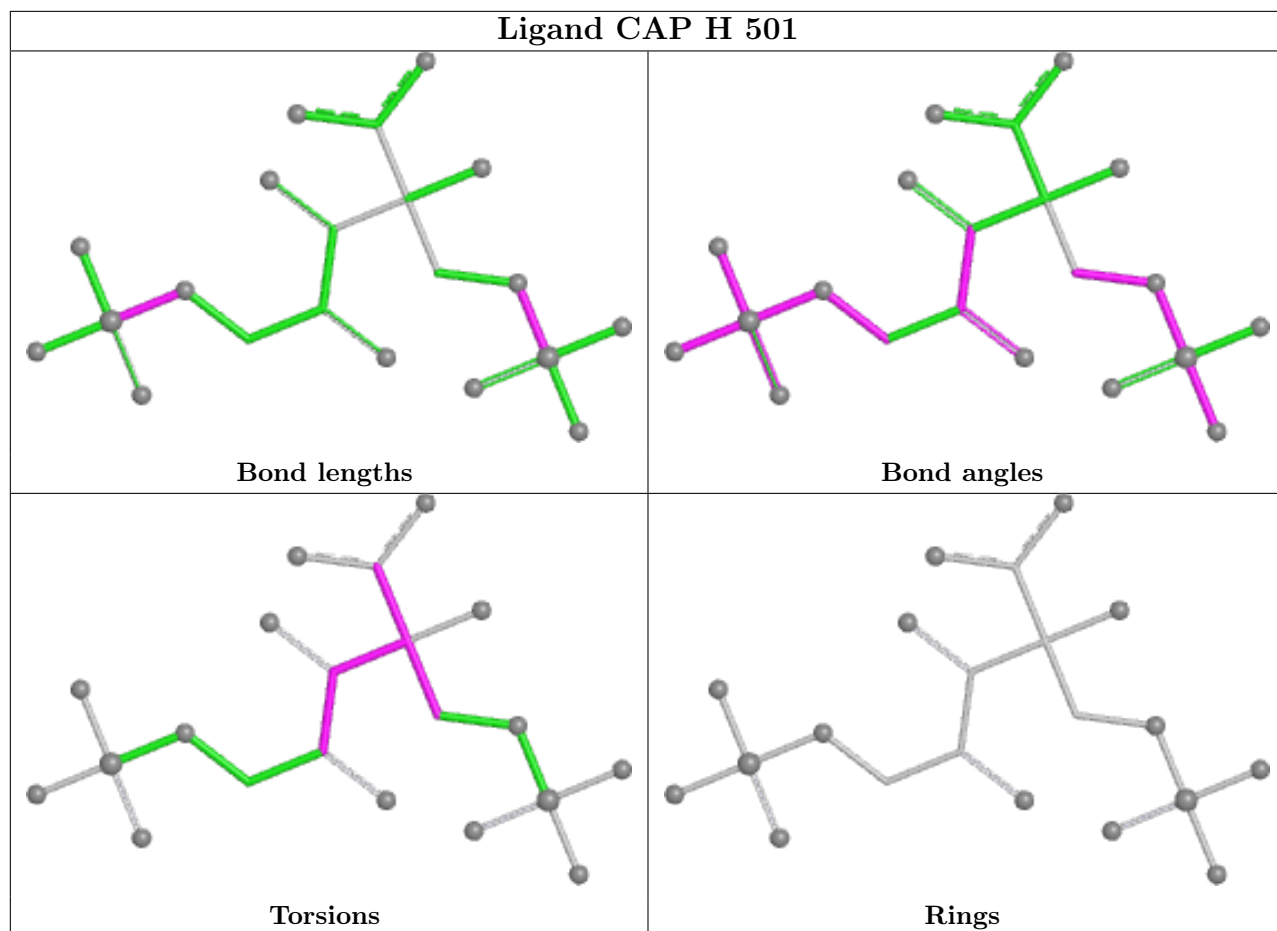


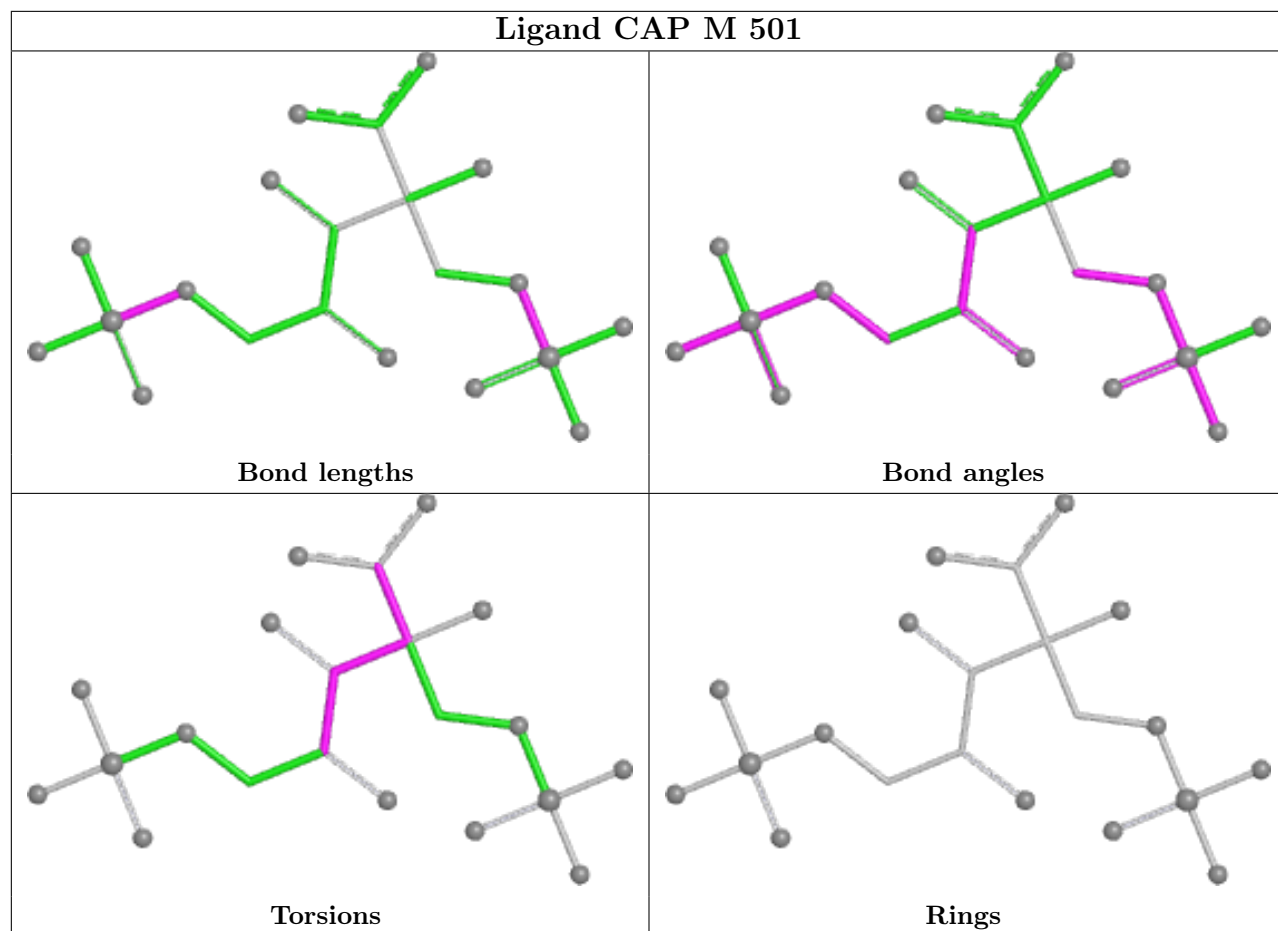


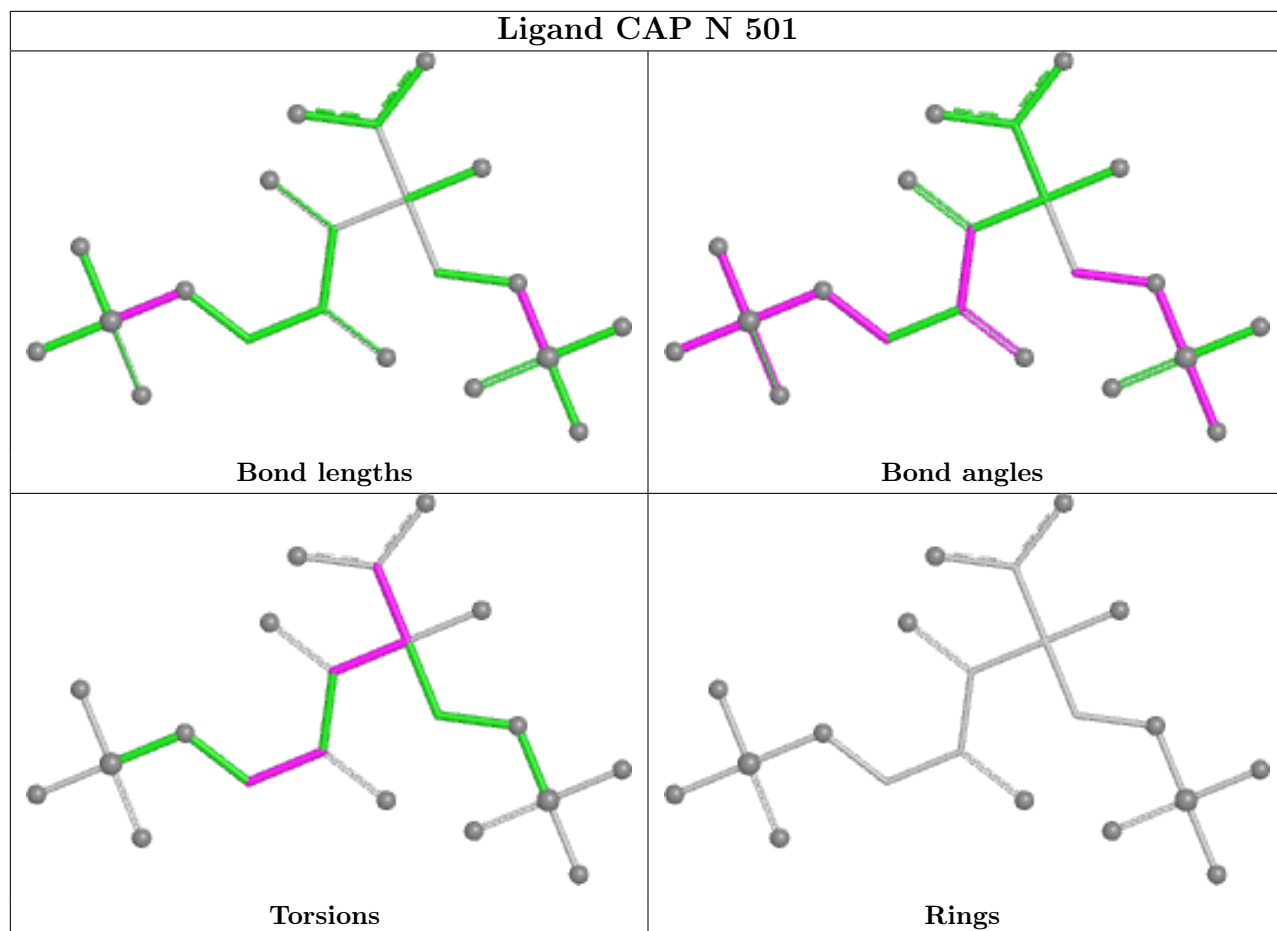


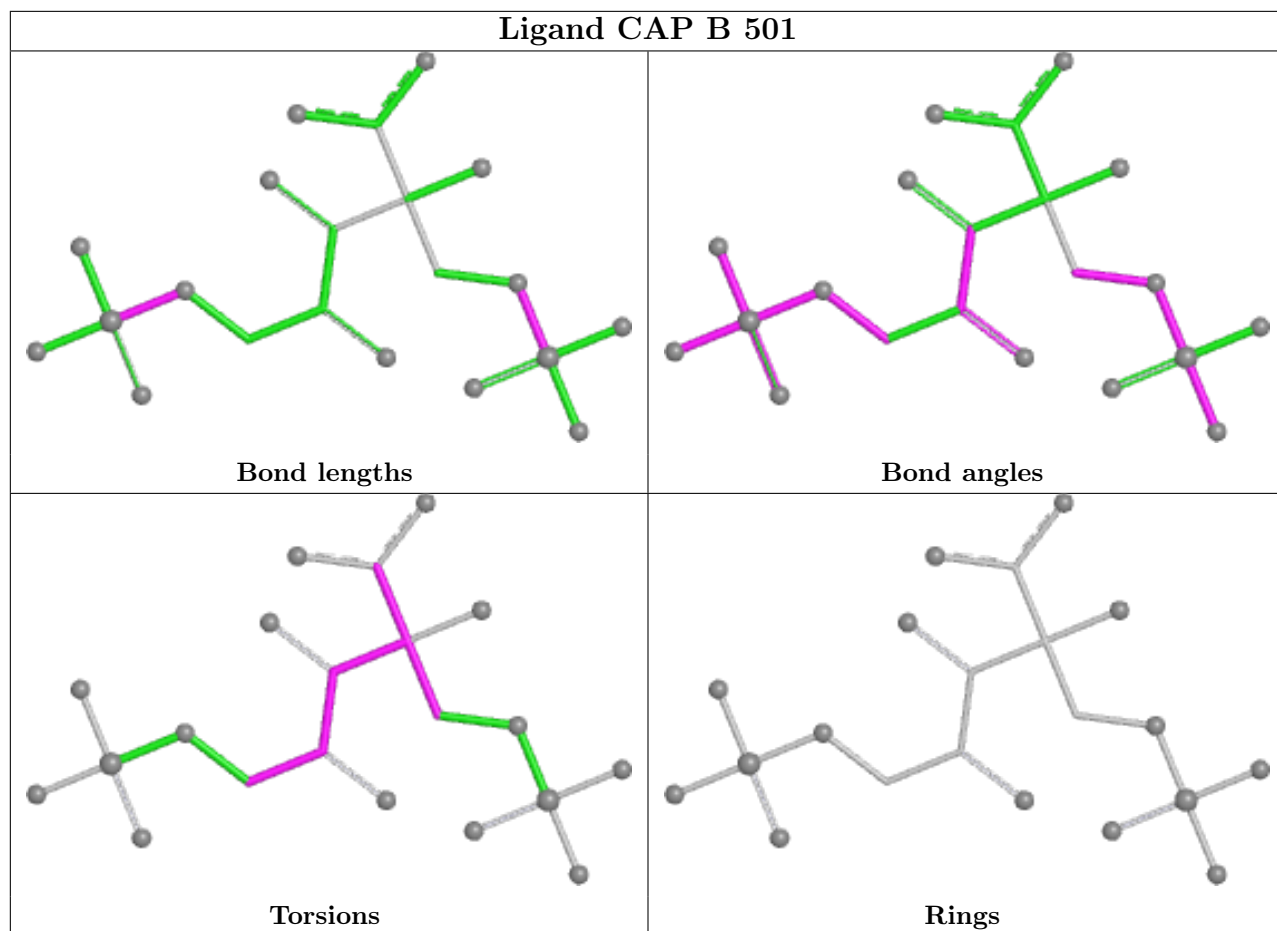


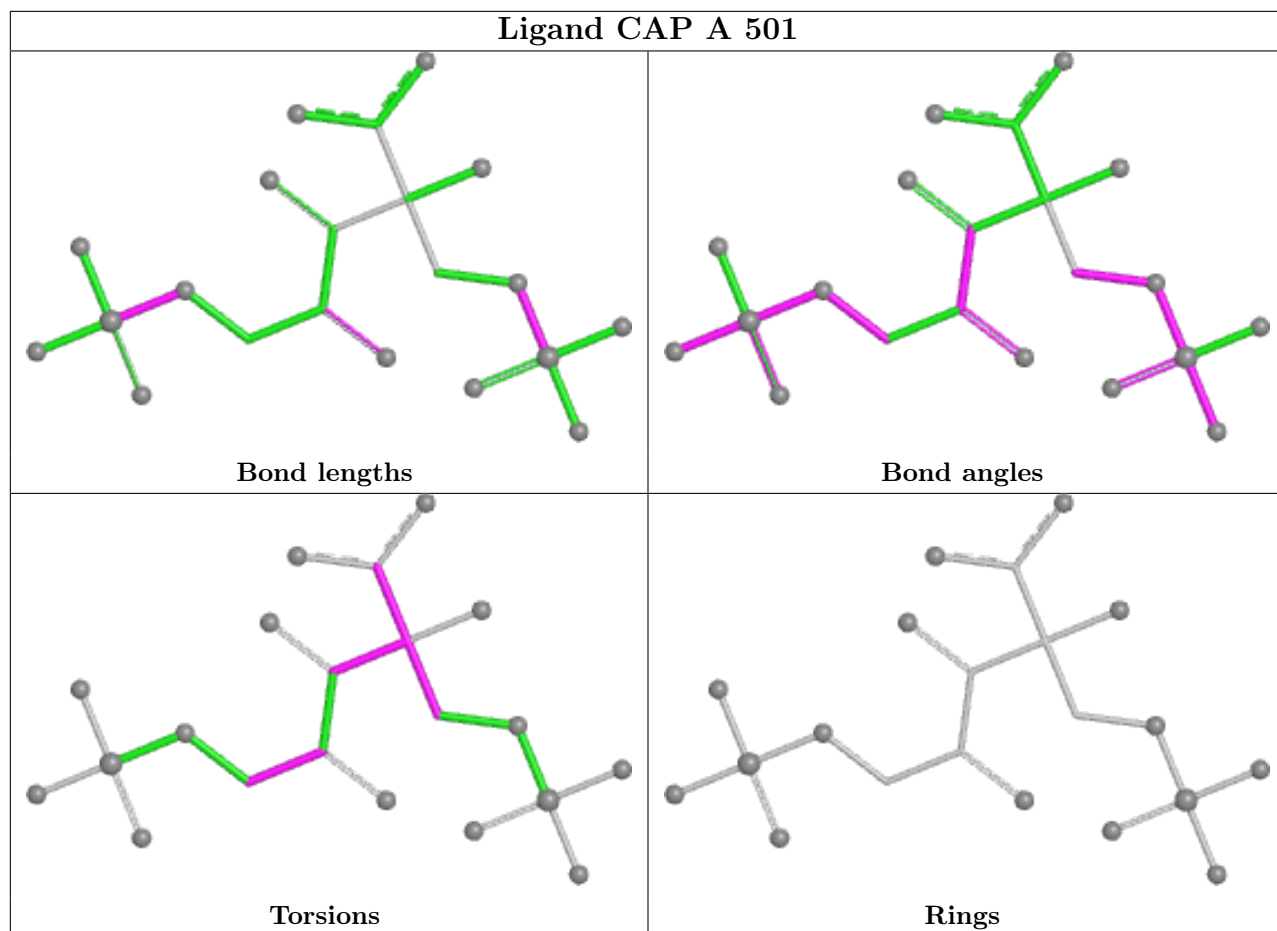


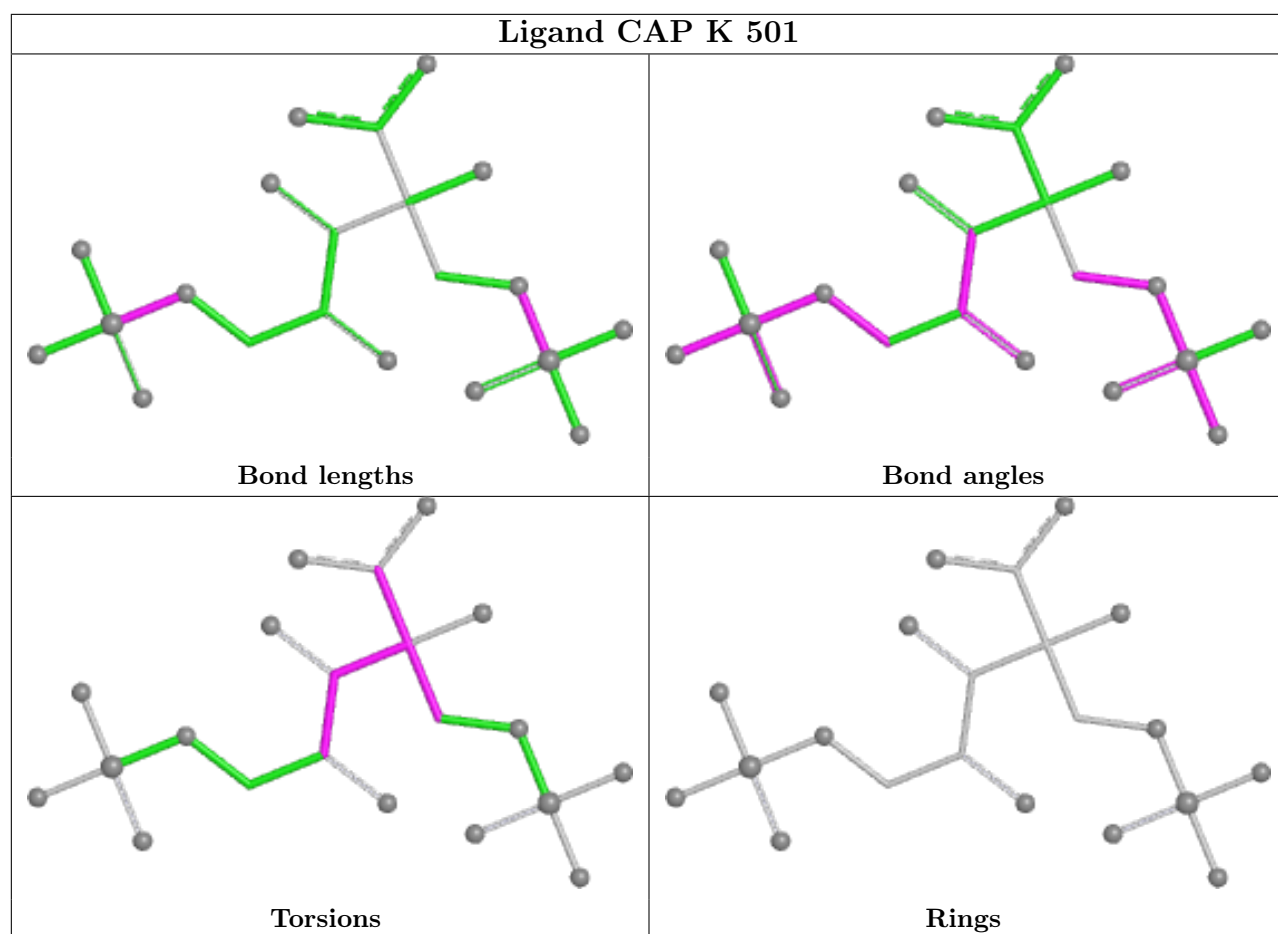












5.7 Other polymers [i](#)

There are no such residues in this entry.

5.8 Polymer linkage issues [i](#)

There are no chain breaks in this entry.


6 Map visualisation [i](#)

This section contains visualisations of the EMDB entry EMD-14178. These allow visual inspection of the internal detail of the map and identification of artifacts.

No raw map or half-maps were deposited for this entry and therefore no images, graphs, etc. pertaining to the raw map can be shown.

6.1 Orthogonal projections [i](#)


6.1.1 Primary map



The images above show the map projected in three orthogonal directions.

6.2 Central slices [i](#)

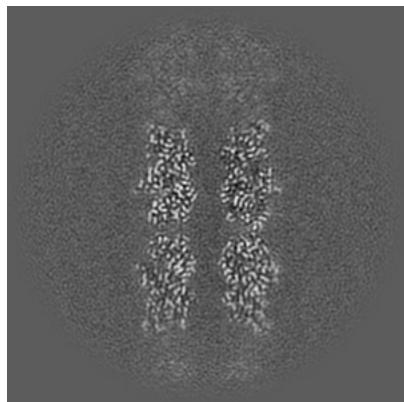
6.2.1 Primary map



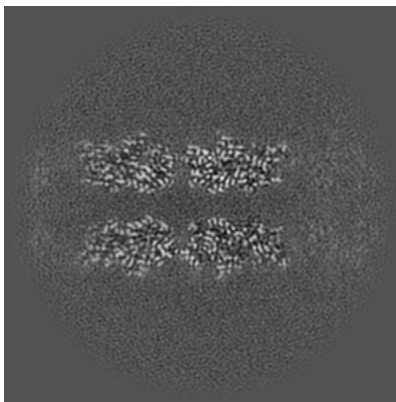
The images above show central slices of the map in three orthogonal directions.

6.3 Largest variance slices [i](#)


6.3.1 Primary map



X Index: 202



Y Index: 201




Z Index: 213


The images above show the largest variance slices of the map in three orthogonal directions.

6.4 Orthogonal surface views [i](#)


6.4.1 Primary map



X



Y



Z

The images above show the 3D surface view of the map at the recommended contour level 0.16. These images, in conjunction with the slice images, may facilitate assessment of whether an appropriate contour level has been provided.

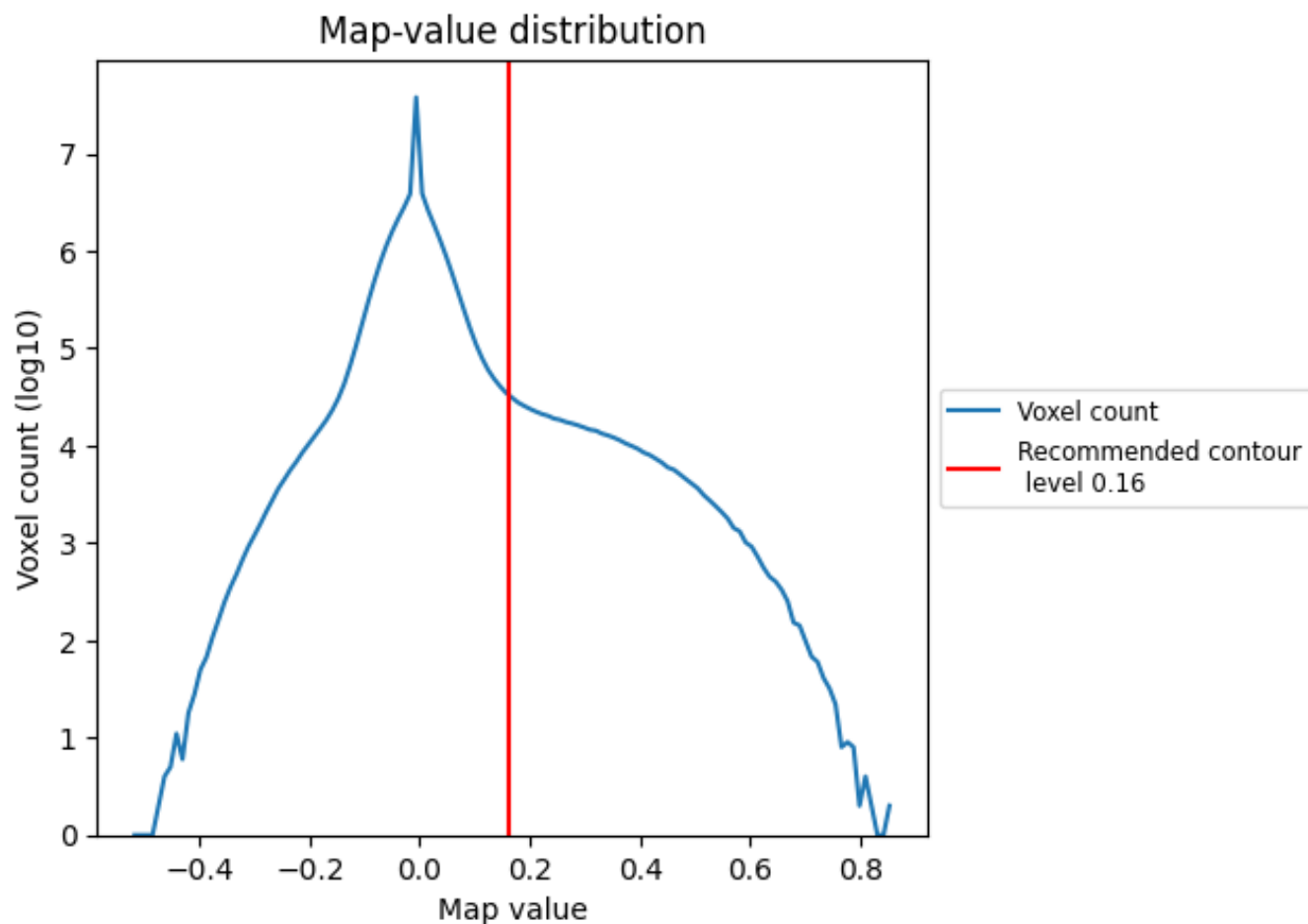
6.5 Mask visualisation

This section was not generated. No masks/segmentation were deposited.

7 Map analysis [i](#)

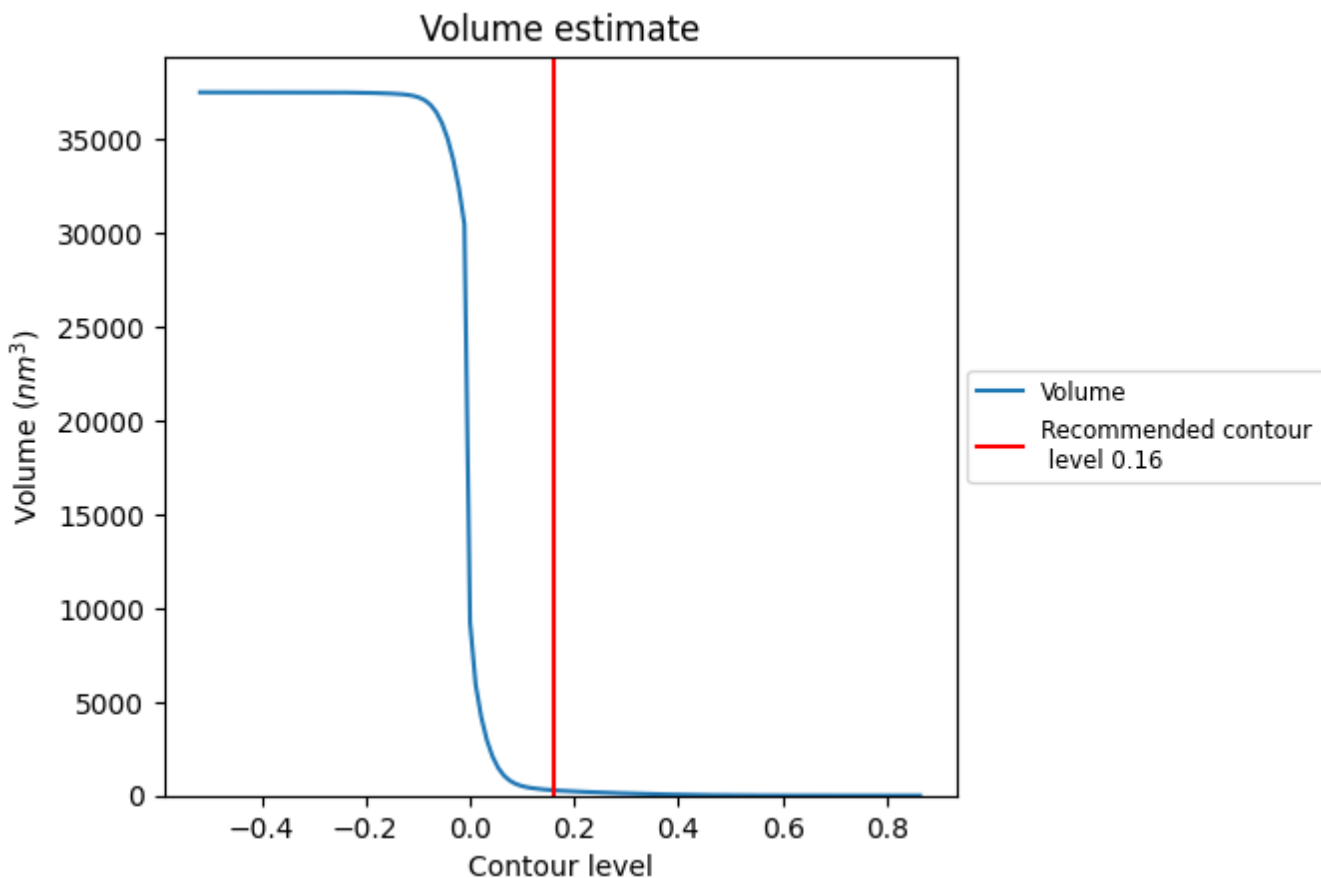
This section contains the results of statistical analysis of the map.

7.1 Map-value distribution [i](#)



The map-value distribution is plotted in 128 intervals along the x-axis. The y-axis is logarithmic. A spike in this graph at zero usually indicates that the volume has been masked.

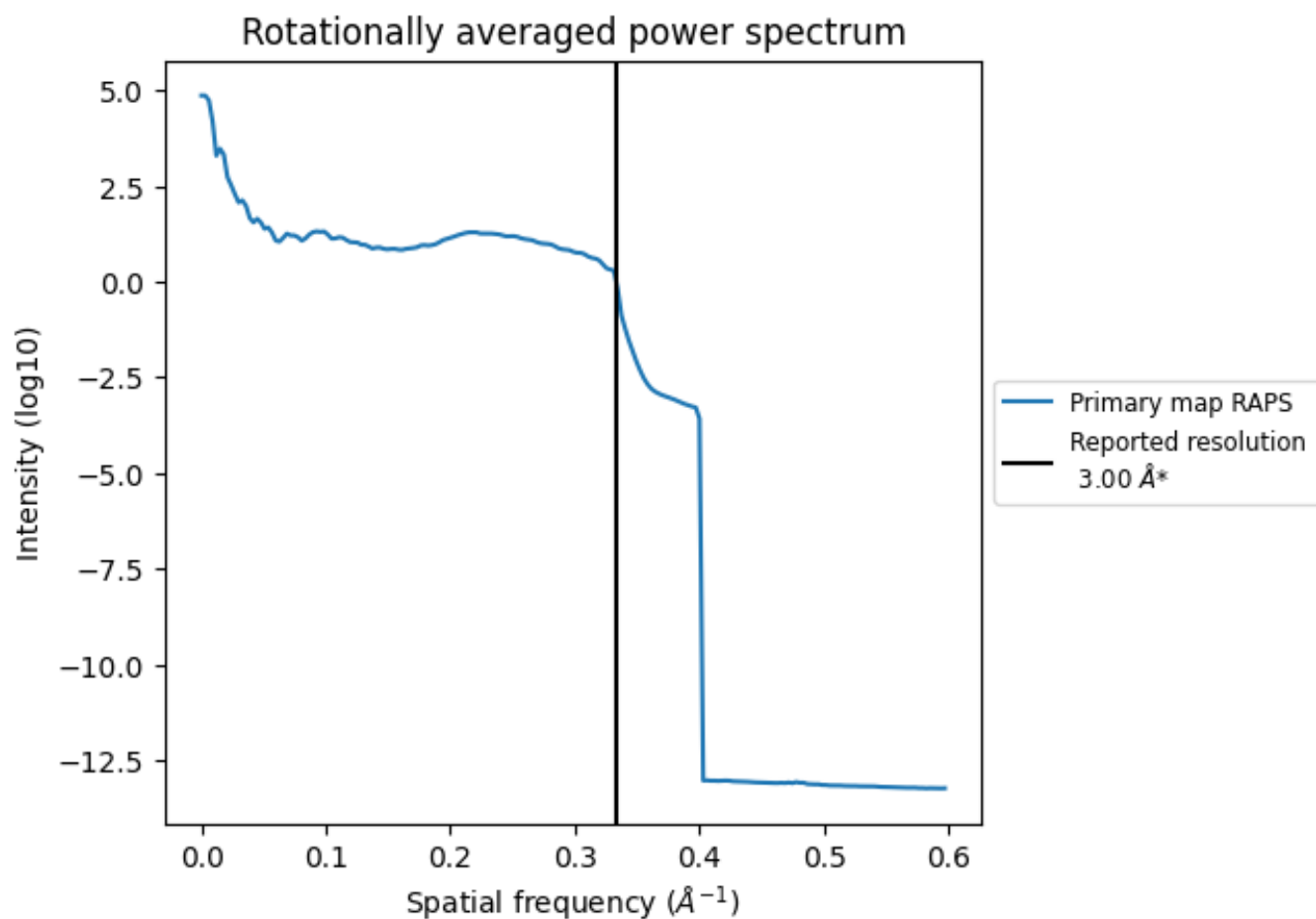
7.2 Volume estimate [i](#)



The volume at the recommended contour level is 285 nm³; this corresponds to an approximate mass of 258 kDa.

The volume estimate graph shows how the enclosed volume varies with the contour level. The recommended contour level is shown as a vertical line and the intersection between the line and the curve gives the volume of the enclosed surface at the given level.

7.3 Rotationally averaged power spectrum [i](#)



*Reported resolution corresponds to spatial frequency of 0.333 Å⁻¹


8 Fourier-Shell correlation

This section was not generated. No FSC curve or half-maps provided.

9 Map-model fit [i](#)


This section contains information regarding the fit between EMDB map EMD-14178 and PDB model 7QVI. Per-residue inclusion information can be found in section [3](#) on page [7](#).

9.1 Map-model overlay [i](#)



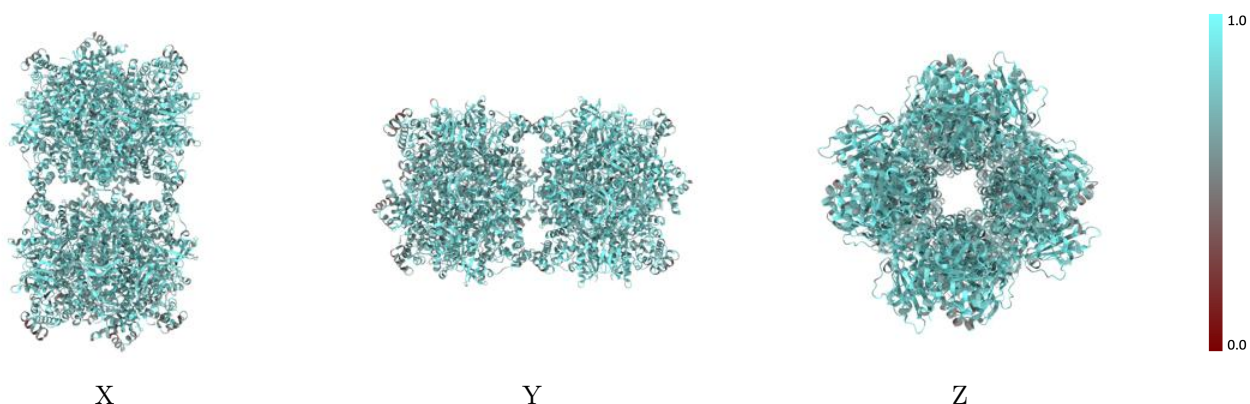
The images above show the 3D surface view of the map at the recommended contour level 0.16 at 50% transparency in yellow overlaid with a ribbon representation of the model coloured in blue. These images allow for the visual assessment of the quality of fit between the atomic model and the map.

9.2 Q-score mapped to coordinate model [i](#)



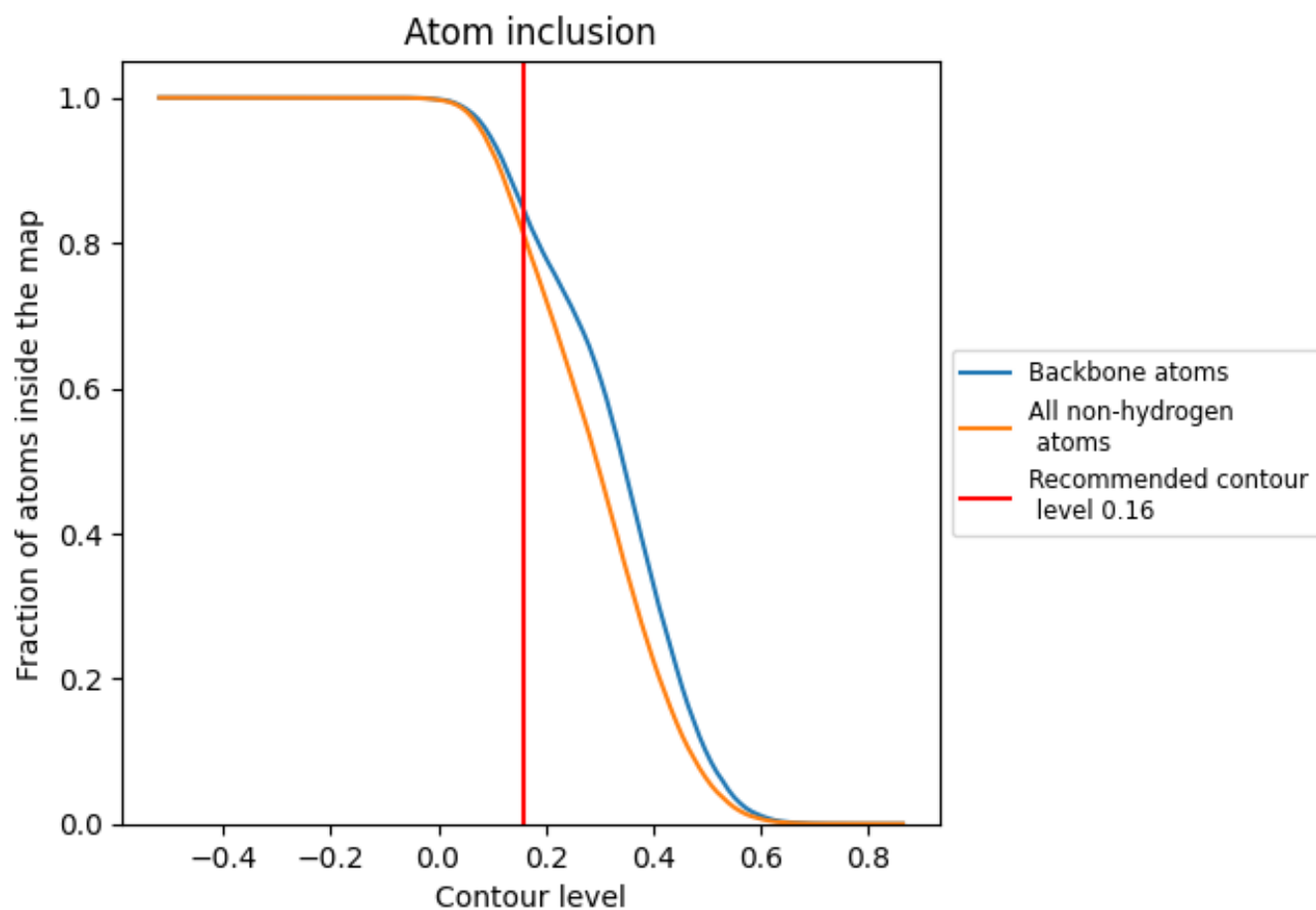
The images above show the model with each residue coloured according to its Q-score. This shows their resolvability in the map with higher Q-score values reflecting better resolvability. Please note: Q-score is calculating the resolvability of atoms, and thus high values are only expected at resolutions at which atoms can be resolved. Low Q-score values may therefore be expected for many entries.

9.3 Atom inclusion mapped to coordinate model [i](#)



The images above show the model with each residue coloured according to its atom inclusion. This shows to what extent they are inside the map at the recommended contour level (0.16).



































9.4 Atom inclusion [i](#)



At the recommended contour level, 84% of all backbone atoms, 81% of all non-hydrogen atoms, are inside the map.

9.5 Map-model fit summary

The table lists the average atom inclusion at the recommended contour level (0.16) and Q-score for the entire model and for each chain.

Chain	Atom inclusion	Q-score
All	 0.8095	 0.5710
A	 0.8081	 0.5690
B	 0.7734	 0.5580
C	 0.8145	 0.5730
D	 0.7737	 0.5610
E	 0.8087	 0.5700
F	 0.7639	 0.5580
G	 0.8058	 0.5690
H	 0.7697	 0.5560
I	 0.8167	 0.5770
J	 0.8414	 0.5850
K	 0.8193	 0.5730
L	 0.8324	 0.5790
M	 0.8222	 0.5730
N	 0.8344	 0.5810
O	 0.8225	 0.5750
P	 0.8458	 0.5800

