



Full wwPDB EM Validation Report ⓘ

May 22, 2024 – 06:39 PM JST

PDB ID : 8WMJ
EMDB ID : EMD-37654
Title : structure of PSI-11CAC complex at Logarithmic growth phase
Authors : Zhang, S.M.; Si, L.; Li, M.
Deposited on : 2023-10-03
Resolution : 3.00 Å(reported)

This is a Full wwPDB EM Validation Report for a publicly released PDB entry.

We welcome your comments at validation@mail.wwpdb.org

A user guide is available at

<https://www.wwpdb.org/validation/2017/EMValidationReportHelp>

with specific help available everywhere you see the ⓘ symbol.

The types of validation reports are described at

<http://www.wwpdb.org/validation/2017/FAQs#types>.

The following versions of software and data (see [references ⓘ](#)) were used in the production of this report:

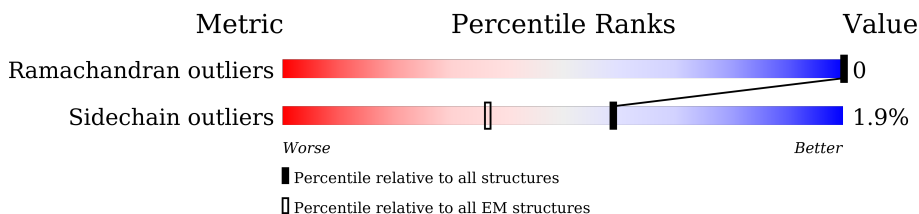
EMDB validation analysis : 0.0.1.dev92
Mogul : 1.8.5 (274361), CSD as541be (2020)
MolProbity : 4.02b-467
buster-report : 1.1.7 (2018)
Percentile statistics : 20191225.v01 (using entries in the PDB archive December 25th 2019)
MapQ : 1.9.13
Ideal geometry (proteins) : Engh & Huber (2001)
Ideal geometry (DNA, RNA) : Parkinson et al. (1996)
Validation Pipeline (wwPDB-VP) : 2.36.2

1 Overall quality at a glance

The following experimental techniques were used to determine the structure:
ELECTRON MICROSCOPY

The reported resolution of this entry is 3.00 Å.

Percentile scores (ranging between 0-100) for global validation metrics of the entry are shown in the following graphic. The table shows the number of entries on which the scores are based.



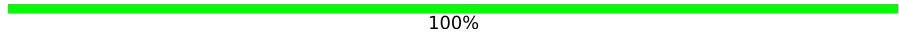















Metric	Whole archive (#Entries)	EM structures (#Entries)
Ramachandran outliers	154571	4023
Sidechain outliers	154315	3826

The table below summarises the geometric issues observed across the polymeric chains and their fit to the map. The red, orange, yellow and green segments of the bar indicate the fraction of residues that contain outliers for ≥ 3 , 2, 1 and 0 types of geometric quality criteria respectively. A grey segment represents the fraction of residues that are not modelled. The numeric value for each fraction is indicated below the corresponding segment, with a dot representing fractions $\leq 5\%$. The upper red bar (where present) indicates the fraction of residues that have poor fit to the EM map (all-atom inclusion $< 40\%$). The numeric value is given above the bar.

Mol	Chain	Length	Quality of chain
1	A	752	98% .
2	B	734	99% .
3	C	81	94% 5% .
4	D	141	94% . .
5	E	64	94% 6%
6	F	188	85% . 14%
7	I	36	92% . 6%
8	J	42	100%
9	L	153	97% ..

Continued on next page...

Continued from previous page...

Mol	Chain	Length	Quality of chain
10	M	30	 100%
11	K	87	 79% 21%
12	s	269	 57% 43%
13	c	216	 79% 21%
14	a	216	 77% 19%
15	b	223	 86% 13%
16	h	225	 70% 28%
17	j	212	 80% 19%
17	m	212	 81% 18%
18	l	238	 72% 26%
19	k	241	 73% 25%
20	i	218	 79% 20%
21	d	213	 59% 39%
22	R	129	 70% 30%
23	n	219	 82% 17%
24	Q	234	 9% 70% 28%

The following table lists non-polymeric compounds, carbohydrate monomers and non-standard residues in protein, DNA, RNA chains that are outliers for geometric or electron-density-fit criteria:

Mol	Type	Chain	Res	Chirality	Geometry	Clashes	Electron density
25	CLA	A	801	X	-	-	-
25	CLA	A	802	X	-	-	-
25	CLA	A	804	X	-	-	-
25	CLA	A	805	X	-	-	-
25	CLA	A	807	X	-	-	-
25	CLA	A	808	X	-	-	-
25	CLA	A	810	X	-	-	-
25	CLA	A	812	X	-	-	-
25	CLA	A	817	X	-	-	-
25	CLA	A	818	X	-	-	-

Continued on next page...

Continued from previous page...

Mol	Type	Chain	Res	Chirality	Geometry	Clashes	Electron density
25	CLA	A	820	X	-	-	-
25	CLA	A	824	X	-	-	-
25	CLA	A	826	X	-	-	-
25	CLA	A	829	X	-	-	-
25	CLA	A	833	X	-	-	-
25	CLA	A	834	X	-	-	-
25	CLA	A	835	X	-	-	-
25	CLA	A	837	X	-	-	-
25	CLA	A	838	X	-	-	-
25	CLA	A	839	X	-	-	-
25	CLA	A	841	X	-	-	-
25	CLA	A	842	X	-	-	-
25	CLA	A	843	X	-	-	-
25	CLA	A	853	X	-	-	-
25	CLA	A	854	X	-	-	-
25	CLA	A	855	X	-	-	-
25	CLA	A	856	X	-	-	-
25	CLA	B	803	X	-	-	-
25	CLA	B	804	X	-	-	-
25	CLA	B	805	X	-	-	-
25	CLA	B	806	X	-	-	-
25	CLA	B	807	X	-	-	-
25	CLA	B	808	X	-	-	-
25	CLA	B	809	X	-	-	-
25	CLA	B	810	X	-	-	-
25	CLA	B	811	X	-	-	-
25	CLA	B	812	X	-	-	-
25	CLA	B	813	X	-	-	-
25	CLA	B	814	X	-	-	-
25	CLA	B	816	X	-	-	-
25	CLA	B	817	X	-	-	-
25	CLA	B	818	X	-	-	-
25	CLA	B	822	X	-	-	-
25	CLA	B	824	X	-	-	-
25	CLA	B	825	X	-	-	-
25	CLA	B	826	X	-	-	-
25	CLA	B	832	X	-	-	-
25	CLA	B	833	X	-	-	-
25	CLA	B	834	X	-	-	-
25	CLA	B	835	X	-	-	-
25	CLA	B	837	X	-	-	-
25	CLA	B	839	X	-	-	-

Continued on next page...

Continued from previous page...

Mol	Type	Chain	Res	Chirality	Geometry	Clashes	Electron density
25	CLA	B	840	X	-	-	-
25	CLA	B	841	X	-	-	-
25	CLA	B	850	X	-	-	-
25	CLA	F	201	X	-	-	-
25	CLA	J	103	X	-	-	-
25	CLA	K	101	X	-	-	-
25	CLA	K	102	X	-	-	-
25	CLA	L	202	X	-	-	-
25	CLA	Q	302	X	-	-	-
25	CLA	Q	303	X	-	-	-
25	CLA	R	202	X	-	-	-
25	CLA	a	303	X	-	-	-
25	CLA	a	304	X	-	-	-
25	CLA	a	305	X	-	-	-
25	CLA	a	306	X	-	-	-
25	CLA	a	308	X	-	-	-
25	CLA	a	309	X	-	-	-
25	CLA	a	310	X	-	-	-
25	CLA	a	311	X	-	-	-
25	CLA	a	313	X	-	-	-
25	CLA	b	601	X	-	-	-
25	CLA	b	602	X	-	-	-
25	CLA	b	603	X	-	-	-
25	CLA	b	605	X	-	-	-
25	CLA	b	606	X	-	-	-
25	CLA	b	607	X	-	-	-
25	CLA	b	608	X	-	-	-
25	CLA	b	610	X	-	-	-
25	CLA	b	611	X	-	-	-
25	CLA	c	601	X	-	-	-
25	CLA	c	602	X	-	-	-
25	CLA	c	603	X	-	-	-
25	CLA	c	604	X	-	-	-
25	CLA	c	605	X	-	-	-
25	CLA	c	607	X	-	-	-
25	CLA	c	608	X	-	-	-
25	CLA	c	609	X	-	-	-
25	CLA	c	612	X	-	-	-
25	CLA	d	301	X	-	-	-
25	CLA	d	302	X	-	-	-
25	CLA	d	303	X	-	-	-
25	CLA	d	304	X	-	-	-

Continued on next page...

Continued from previous page...

Mol	Type	Chain	Res	Chirality	Geometry	Clashes	Electron density
25	CLA	d	305	X	-	-	-
25	CLA	d	306	X	-	-	-
25	CLA	d	307	X	-	-	-
25	CLA	d	308	X	-	-	-
25	CLA	d	309	X	-	-	-
25	CLA	d	312	X	-	-	-
25	CLA	h	302	X	-	-	-
25	CLA	h	303	X	-	-	-
25	CLA	h	304	X	-	-	-
25	CLA	h	305	X	-	-	-
25	CLA	h	306	X	-	-	-
25	CLA	h	307	X	-	-	-
25	CLA	h	308	X	-	-	-
25	CLA	h	313	X	-	-	-
25	CLA	i	302	X	-	-	-
25	CLA	i	303	X	-	-	-
25	CLA	i	304	X	-	-	-
25	CLA	i	306	X	-	-	-
25	CLA	i	307	X	-	-	-
25	CLA	i	308	X	-	-	-
25	CLA	i	309	X	-	-	-
25	CLA	i	311	X	-	-	-
25	CLA	i	312	X	-	-	-
25	CLA	j	601	X	-	-	-
25	CLA	j	603	X	-	-	-
25	CLA	j	605	X	-	-	-
25	CLA	j	606	X	-	-	-
25	CLA	j	607	X	-	-	-
25	CLA	j	608	X	-	-	-
25	CLA	j	609	X	-	-	-
25	CLA	j	611	X	-	-	-
25	CLA	j	612	X	-	-	-
25	CLA	k	601	X	-	-	-
25	CLA	k	602	X	-	-	-
25	CLA	k	603	X	-	-	-
25	CLA	k	605	X	-	-	-
25	CLA	k	607	X	-	-	-
25	CLA	k	608	X	-	-	-
25	CLA	k	609	X	-	-	-
25	CLA	k	610	X	-	-	-
25	CLA	l	303	X	-	-	-
25	CLA	l	304	X	-	-	-

Continued on next page...

Continued from previous page...

Mol	Type	Chain	Res	Chirality	Geometry	Clashes	Electron density
25	CLA	l	305	X	-	-	-
25	CLA	l	307	X	-	-	-
25	CLA	l	308	X	-	-	-
25	CLA	l	309	X	-	-	-
25	CLA	l	310	X	-	-	-
25	CLA	l	312	X	-	-	-
25	CLA	m	601	X	-	-	-
25	CLA	m	602	X	-	-	-
25	CLA	m	603	X	-	-	-
25	CLA	m	606	X	-	-	-
25	CLA	m	608	X	-	-	-
25	CLA	m	609	X	-	-	-
25	CLA	m	610	X	-	-	-
25	CLA	m	613	X	-	-	-
25	CLA	n	302	X	-	-	-
25	CLA	n	303	X	-	-	-
25	CLA	n	304	X	-	-	-
25	CLA	n	305	X	-	-	-
25	CLA	n	306	X	-	-	-
25	CLA	n	307	X	-	-	-
25	CLA	n	308	X	-	-	-
25	CLA	n	309	X	-	-	-
25	CLA	n	310	X	-	-	-
25	CLA	s	202	X	-	-	-
25	CLA	s	209	X	-	-	-

2 Entry composition

There are 37 unique types of molecules in this entry. The entry contains 52744 atoms, of which 0 are hydrogens and 0 are deuteriums.

In the tables below, the AltConf column contains the number of residues with at least one atom in alternate conformation and the Trace column contains the number of residues modelled with at most 2 atoms.

- Molecule 1 is a protein called Photosystem I P700 chlorophyll a apoprotein A1.

Mol	Chain	Residues	Atoms					AltConf	Trace
			Total	C	N	O	S		
1	A	742	5825	3802	994	1001	28	0	0

- Molecule 2 is a protein called Photosystem I P700 chlorophyll a apoprotein A2.

Mol	Chain	Residues	Atoms					AltConf	Trace
			Total	C	N	O	S		
2	B	732	5820	3840	981	984	15	0	0

- Molecule 3 is a protein called Photosystem I iron-sulfur center.

Mol	Chain	Residues	Atoms					AltConf	Trace
			Total	C	N	O	S		
3	C	80	592	361	103	116	12	0	0

- Molecule 4 is a protein called Photosystem I reaction center subunit II.

Mol	Chain	Residues	Atoms					AltConf	Trace
			Total	C	N	O	S		
4	D	139	1084	692	186	203	3	0	0

- Molecule 5 is a protein called Photosystem I reaction center subunit IV.

Mol	Chain	Residues	Atoms				AltConf	Trace
			Total	C	N	O		
5	E	60	485	309	84	92	0	0

- Molecule 6 is a protein called Photosystem I reaction center subunit III.

Mol	Chain	Residues	Atoms					AltConf	Trace
			Total	C	N	O	S		
6	F	161	1254	814	212	226	2	0	0

- Molecule 7 is a protein called Photosystem I reaction center subunit VIII.

Mol	Chain	Residues	Atoms					AltConf	Trace
			Total	C	N	O	S		
7	I	34	264	182	35	45	2	0	0

- Molecule 8 is a protein called Photosystem I reaction center subunit IX.

Mol	Chain	Residues	Atoms					AltConf	Trace
			Total	C	N	O	S		
8	J	42	351	240	49	59	3	0	0

- Molecule 9 is a protein called Photosystem I reaction center subunit XI.

Mol	Chain	Residues	Atoms					AltConf	Trace
			Total	C	N	O	S		
9	L	151	1146	753	182	208	3	0	0

- Molecule 10 is a protein called Photosystem I reaction center subunit XII.

Mol	Chain	Residues	Atoms					AltConf	Trace
			Total	C	N	O	S		
10	M	30	232	155	38	38	1	0	0

- Molecule 11 is a protein called Photosystem I reaction center subunit PsaK.

Mol	Chain	Residues	Atoms					AltConf	Trace
			Total	C	N	O	S		
11	K	69	488	319	80	87	2	0	0

- Molecule 12 is a protein called chain s.

Mol	Chain	Residues	Atoms					AltConf	Trace
			Total	C	N	O	S		
12	s	154	1140	719	195	217	9	0	0

- Molecule 13 is a protein called CAC-c.

Mol	Chain	Residues	Atoms					AltConf	Trace
			Total	C	N	O	S		
13	c	170	1357	897	221	236	3	0	0

- Molecule 14 is a protein called CAC-a.

Mol	Chain	Residues	Atoms					AltConf	Trace
			Total	C	N	O	S		
14	a	175	1361	889	217	245	10	0	0

- Molecule 15 is a protein called CAC-b.

Mol	Chain	Residues	Atoms					AltConf	Trace
			Total	C	N	O	S		
15	b	194	1439	916	251	258	14	0	0

- Molecule 16 is a protein called CAC-h.

Mol	Chain	Residues	Atoms					AltConf	Trace
			Total	C	N	O	S		
16	h	162	1200	778	202	214	6	0	0

- Molecule 17 is a protein called CAC-j.

Mol	Chain	Residues	Atoms					AltConf	Trace
			Total	C	N	O	S		
17	m	174	1309	846	214	241	8	0	0
17	j	172	1293	834	212	239	8	0	0

- Molecule 18 is a protein called CAC-l.

Mol	Chain	Residues	Atoms					AltConf	Trace
			Total	C	N	O	S		
18	l	175	1344	869	230	238	7	0	0

- Molecule 19 is a protein called CAC-k.

Mol	Chain	Residues	Atoms					AltConf	Trace
			Total	C	N	O	S		
19	k	180	1346	872	223	239	12	0	0

- Molecule 20 is a protein called CAC-i.

Mol	Chain	Residues	Atoms					AltConf	Trace
			Total	C	N	O	S		
20	i	175	1324	849	227	237	11	0	0

- Molecule 21 is a protein called CAC-d.

Mol	Chain	Residues	Atoms					AltConf	Trace
			Total	C	N	O	S		
21	d	129	974	624	169	171	10	0	0

- Molecule 22 is a protein called PsaR.

Mol	Chain	Residues	Atoms					AltConf	Trace
			Total	C	N	O	S		
22	R	90	664	434	105	124	1	0	0

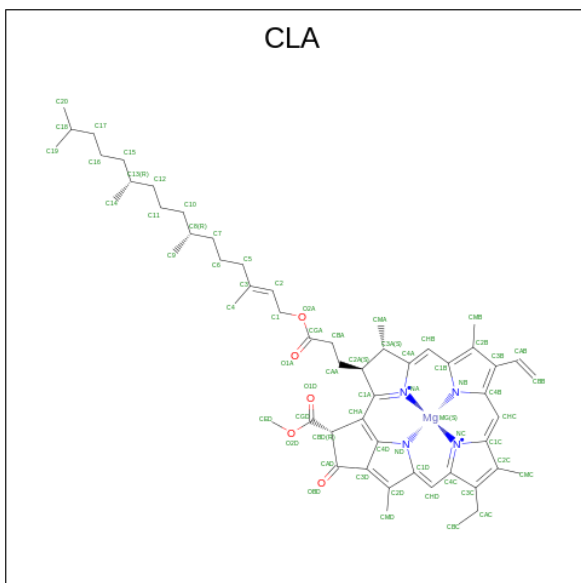
- Molecule 23 is a protein called CAC-n.

Mol	Chain	Residues	Atoms					AltConf	Trace
			Total	C	N	O	S		
23	n	181	1350	870	228	242	10	0	0

- Molecule 24 is a protein called PsaQ.

Mol	Chain	Residues	Atoms					AltConf	Trace
			Total	C	N	O	S		
24	Q	169	1226	775	208	238	5	0	0

- Molecule 25 is CHLOROPHYLL A (three-letter code: CLA) (formula: $C_{55}H_{72}MgN_4O_5$).



Mol	Chain	Residues	Atoms					AltConf
			Total	C	Mg	N	O	
25	A	1	65	55	1	4	5	0

Continued on next page...

Continued from previous page...

Mol	Chain	Residues	Atoms					AltConf
			Total	C	Mg	N	O	
25	A	1	65	55	1	4	5	0
25	A	1	55	45	1	4	5	0
25	A	1	65	55	1	4	5	0
25	A	1	65	55	1	4	5	0
25	A	1	65	55	1	4	5	0
25	A	1	65	55	1	4	5	0
25	A	1	65	55	1	4	5	0
25	A	1	56	46	1	4	5	0
25	A	1	62	52	1	4	5	0
25	A	1	54	44	1	4	5	0
25	A	1	65	55	1	4	5	0
25	A	1	45	35	1	4	5	0
25	A	1	50	40	1	4	5	0
25	A	1	45	35	1	4	5	0
25	A	1	65	55	1	4	5	0
25	A	1	65	55	1	4	5	0
25	A	1	65	55	1	4	5	0
25	A	1	45	35	1	4	5	0
25	A	1	65	55	1	4	5	0
25	A	1	49	39	1	4	5	0
25	A	1	51	41	1	4	5	0

Continued on next page...

Continued from previous page...

Mol	Chain	Residues	Atoms					AltConf
			Total	C	Mg	N	O	
25	A	1	55	45	1	4	5	0
25	A	1	65	55	1	4	5	0
25	A	1	65	55	1	4	5	0
25	A	1	65	55	1	4	5	0
25	A	1	62	52	1	4	5	0
25	A	1	65	55	1	4	5	0
25	A	1	65	55	1	4	5	0
25	A	1	50	40	1	4	5	0
25	A	1	65	55	1	4	5	0
25	A	1	65	55	1	4	5	0
25	A	1	50	40	1	4	5	0
25	A	1	51	41	1	4	5	0
25	A	1	65	55	1	4	5	0
25	A	1	65	55	1	4	5	0
25	A	1	65	55	1	4	5	0
25	A	1	52	42	1	4	5	0
25	A	1	65	55	1	4	5	0
25	A	1	65	55	1	4	5	0
25	A	1	65	55	1	4	5	0
25	A	1	65	55	1	4	5	0
25	A	1	65	55	1	4	5	0
25	A	1	65	55	1	4	5	0

Continued on next page...

Continued from previous page...

Mol	Chain	Residues	Atoms					AltConf
			Total	C	Mg	N	O	
25	A	1	65	55	1	4	5	0
25	A	1	65	55	1	4	5	0
25	A	1	65	55	1	4	5	0
25	A	1	41	33	1	4	3	0
25	B	1	65	55	1	4	5	0
25	B	1	65	55	1	4	5	0
25	B	1	65	55	1	4	5	0
25	B	1	65	55	1	4	5	0
25	B	1	65	55	1	4	5	0
25	B	1	65	55	1	4	5	0
25	B	1	65	55	1	4	5	0
25	B	1	54	44	1	4	5	0
25	B	1	55	45	1	4	5	0
25	B	1	65	55	1	4	5	0
25	B	1	60	50	1	4	5	0
25	B	1	59	49	1	4	5	0
25	B	1	55	45	1	4	5	0
25	B	1	59	49	1	4	5	0
25	B	1	57	47	1	4	5	0
25	B	1	65	55	1	4	5	0
25	B	1	46	36	1	4	5	0

Continued on next page...

Continued from previous page...

Mol	Chain	Residues	Atoms					AltConf
			Total	C	Mg	N	O	
25	B	1	55	45	1	4	5	0
25	B	1	53	43	1	4	5	0
25	B	1	65	55	1	4	5	0
25	B	1	64	54	1	4	5	0
25	B	1	65	55	1	4	5	0
25	B	1	65	55	1	4	5	0
25	B	1	65	55	1	4	5	0
25	B	1	50	40	1	4	5	0
25	B	1	49	39	1	4	5	0
25	B	1	50	40	1	4	5	0
25	B	1	65	55	1	4	5	0
25	B	1	45	35	1	4	5	0
25	B	1	58	48	1	4	5	0
25	B	1	65	55	1	4	5	0
25	B	1	47	37	1	4	5	0
25	B	1	65	55	1	4	5	0
25	B	1	65	55	1	4	5	0
25	B	1	65	55	1	4	5	0
25	B	1	57	47	1	4	5	0
25	B	1	65	55	1	4	5	0
25	B	1	65	55	1	4	5	0

Continued on next page...

Continued from previous page...

Mol	Chain	Residues	Atoms					AltConf
			Total	C	Mg	N	O	
25	B	1	65	55	1	4	5	0
25	B	1	51	41	1	4	5	0
25	F	1	65	55	1	4	5	0
25	F	1	52	42	1	4	5	0
25	J	1	42	34	1	4	3	0
25	L	1	49	39	1	4	5	0
25	L	1	65	55	1	4	5	0
25	L	1	50	40	1	4	5	0
25	K	1	51	41	1	4	5	0
25	K	1	42	34	1	4	3	0
25	s	1	65	55	1	4	5	0
25	s	1	65	55	1	4	5	0
25	s	1	65	55	1	4	5	0
25	s	1	51	41	1	4	5	0
25	c	1	51	41	1	4	5	0
25	c	1	50	40	1	4	5	0
25	c	1	51	41	1	4	5	0
25	c	1	65	55	1	4	5	0
25	c	1	51	41	1	4	5	0
25	c	1	52	42	1	4	5	0
25	c	1	46	36	1	4	5	0

Continued on next page...

Continued from previous page...

Mol	Chain	Residues	Atoms					AltConf
			Total	C	Mg	N	O	
25	c	1	Total 65	C 55	Mg 1	N 4	O 5	0
25	c	1	Total 45	C 35	Mg 1	N 4	O 5	0
25	c	1	Total 45	C 35	Mg 1	N 4	O 5	0
25	c	1	Total 65	C 55	Mg 1	N 4	O 5	0
25	a	1	Total 52	C 42	Mg 1	N 4	O 5	0
25	a	1	Total 50	C 40	Mg 1	N 4	O 5	0
25	a	1	Total 51	C 41	Mg 1	N 4	O 5	0
25	a	1	Total 65	C 55	Mg 1	N 4	O 5	0
25	a	1	Total 45	C 35	Mg 1	N 4	O 5	0
25	a	1	Total 65	C 55	Mg 1	N 4	O 5	0
25	a	1	Total 65	C 55	Mg 1	N 4	O 5	0
25	a	1	Total 65	C 55	Mg 1	N 4	O 5	0
25	a	1	Total 48	C 38	Mg 1	N 4	O 5	0
25	a	1	Total 65	C 55	Mg 1	N 4	O 5	0
25	a	1	Total 65	C 55	Mg 1	N 4	O 5	0
25	a	1	Total 48	C 38	Mg 1	N 4	O 5	0
25	b	1	Total 51	C 41	Mg 1	N 4	O 5	0
25	b	1	Total 55	C 45	Mg 1	N 4	O 5	0
25	b	1	Total 65	C 55	Mg 1	N 4	O 5	0
25	b	1	Total 65	C 55	Mg 1	N 4	O 5	0
25	b	1	Total 65	C 55	Mg 1	N 4	O 5	0
25	b	1	Total 65	C 55	Mg 1	N 4	O 5	0
25	b	1	Total 61	C 51	Mg 1	N 4	O 5	0

Continued on next page...

Continued from previous page...

Mol	Chain	Residues	Atoms					AltConf
			Total	C	Mg	N	O	
25	b	1	Total 65	C 55	Mg 1	N 4	O 5	0
25	b	1	Total 65	C 55	Mg 1	N 4	O 5	0
25	b	1	Total 51	C 41	Mg 1	N 4	O 5	0
25	b	1	Total 65	C 55	Mg 1	N 4	O 5	0
25	b	1	Total 65	C 55	Mg 1	N 4	O 5	0
25	b	1	Total 51	C 41	Mg 1	N 4	O 5	0
25	h	1	Total 65	C 55	Mg 1	N 4	O 5	0
25	h	1	Total 50	C 40	Mg 1	N 4	O 5	0
25	h	1	Total 50	C 40	Mg 1	N 4	O 5	0
25	h	1	Total 51	C 41	Mg 1	N 4	O 5	0
25	h	1	Total 51	C 41	Mg 1	N 4	O 5	0
25	h	1	Total 65	C 55	Mg 1	N 4	O 5	0
25	h	1	Total 57	C 47	Mg 1	N 4	O 5	0
25	h	1	Total 51	C 41	Mg 1	N 4	O 5	0
25	h	1	Total 65	C 55	Mg 1	N 4	O 5	0
25	m	1	Total 42	C 34	Mg 1	N 4	O 3	0
25	m	1	Total 56	C 46	Mg 1	N 4	O 5	0
25	m	1	Total 65	C 55	Mg 1	N 4	O 5	0
25	m	1	Total 65	C 55	Mg 1	N 4	O 5	0
25	m	1	Total 42	C 34	Mg 1	N 4	O 3	0
25	m	1	Total 65	C 55	Mg 1	N 4	O 5	0

Continued on next page...

Continued from previous page...

Mol	Chain	Residues	Atoms					AltConf
			Total	C	Mg	N	O	
25	m	1	Total 51	C 41	Mg 1	N 4	O 5	0
25	m	1	Total 65	C 55	Mg 1	N 4	O 5	0
25	m	1	Total 51	C 41	Mg 1	N 4	O 5	0
25	m	1	Total 55	C 45	Mg 1	N 4	O 5	0
25	m	1	Total 51	C 41	Mg 1	N 4	O 5	0
25	m	1	Total 43	C 35	Mg 1	N 4	O 3	0
25	l	1	Total 47	C 37	Mg 1	N 4	O 5	0
25	l	1	Total 65	C 55	Mg 1	N 4	O 5	0
25	l	1	Total 51	C 41	Mg 1	N 4	O 5	0
25	l	1	Total 65	C 55	Mg 1	N 4	O 5	0
25	l	1	Total 65	C 55	Mg 1	N 4	O 5	0
25	l	1	Total 65	C 55	Mg 1	N 4	O 5	0
25	l	1	Total 51	C 41	Mg 1	N 4	O 5	0
25	l	1	Total 61	C 51	Mg 1	N 4	O 5	0
25	l	1	Total 65	C 55	Mg 1	N 4	O 5	0
25	k	1	Total 51	C 41	Mg 1	N 4	O 5	0
25	k	1	Total 50	C 40	Mg 1	N 4	O 5	0
25	k	1	Total 51	C 41	Mg 1	N 4	O 5	0
25	k	1	Total 65	C 55	Mg 1	N 4	O 5	0
25	k	1	Total 45	C 35	Mg 1	N 4	O 5	0
25	k	1	Total 51	C 41	Mg 1	N 4	O 5	0

Continued on next page...

Continued from previous page...

Mol	Chain	Residues	Atoms					AltConf
			Total	C	Mg	N	O	
25	k	1	51	41	1	4	5	0
25	k	1	65	55	1	4	5	0
25	k	1	65	55	1	4	5	0
25	k	1	51	41	1	4	5	0
25	k	1	51	41	1	4	5	0
25	i	1	51	41	1	4	5	0
25	i	1	50	40	1	4	5	0
25	i	1	51	41	1	4	5	0
25	i	1	65	55	1	4	5	0
25	i	1	51	41	1	4	5	0
25	i	1	61	51	1	4	5	0
25	i	1	51	41	1	4	5	0
25	i	1	46	36	1	4	5	0
25	i	1	51	41	1	4	5	0
25	i	1	51	41	1	4	5	0
25	j	1	51	41	1	4	5	0
25	j	1	50	40	1	4	5	0
25	j	1	51	41	1	4	5	0
25	j	1	65	55	1	4	5	0
25	j	1	45	35	1	4	5	0
25	j	1	51	41	1	4	5	0

Continued on next page...

Continued from previous page...

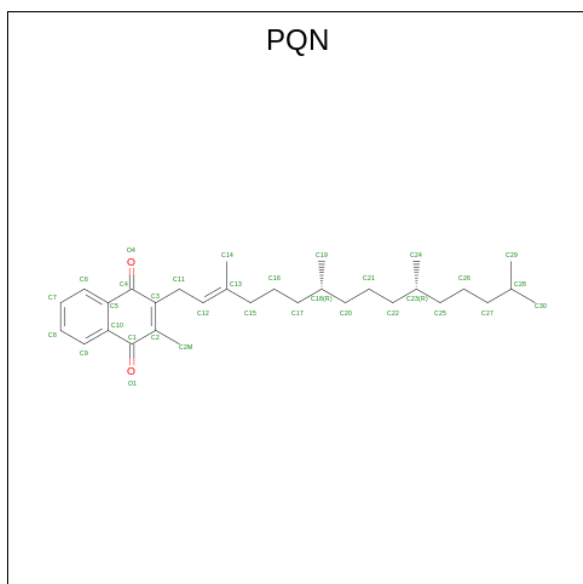
Mol	Chain	Residues	Atoms					AltConf
			Total	C	Mg	N	O	
25	j	1	45	35	1	4	5	0
25	j	1	51	41	1	4	5	0
25	j	1	61	51	1	4	5	0
25	j	1	51	41	1	4	5	0
25	j	1	65	55	1	4	5	0
25	d	1	50	40	1	4	5	0
25	d	1	51	41	1	4	5	0
25	d	1	65	55	1	4	5	0
25	d	1	51	41	1	4	5	0
25	d	1	51	41	1	4	5	0
25	d	1	51	41	1	4	5	0
25	d	1	46	36	1	4	5	0
25	d	1	41	33	1	4	3	0
25	d	1	41	33	1	4	3	0
25	d	1	51	41	1	4	5	0
25	R	1	51	41	1	4	5	0
25	n	1	45	35	1	4	5	0
25	n	1	50	40	1	4	5	0
25	n	1	51	41	1	4	5	0
25	n	1	60	50	1	4	5	0
25	n	1	51	41	1	4	5	0

Continued on next page...

Continued from previous page...

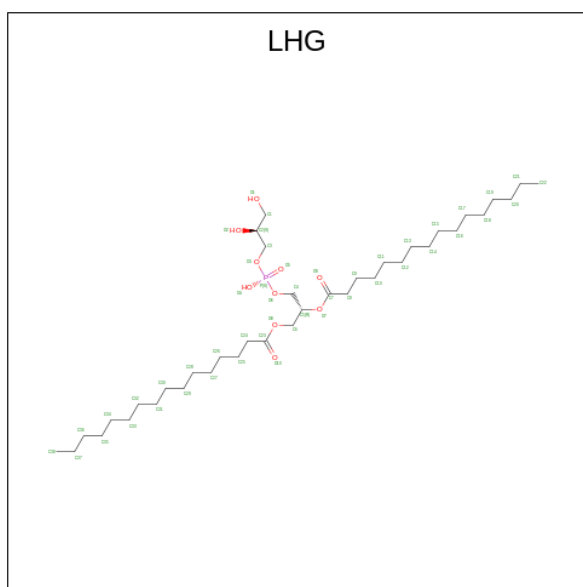
Mol	Chain	Residues	Atoms					AltConf
25	n	1	Total	C	Mg	N	O	0
			51	41	1	4	5	
25	n	1	Total	C	Mg	N	O	0
			65	55	1	4	5	
25	n	1	Total	C	Mg	N	O	0
			51	41	1	4	5	
25	n	1	Total	C	Mg	N	O	0
			65	55	1	4	5	
25	n	1	Total	C	Mg	N	O	0
			65	55	1	4	5	
25	Q	1	Total	C	Mg	N	O	0
			65	55	1	4	5	
25	Q	1	Total	C	Mg	N	O	0
			45	35	1	4	5	

- Molecule 26 is PHYLLOQUINONE (three-letter code: PQN) (formula: $C_{31}H_{46}O_2$).



Mol	Chain	Residues	Atoms			AltConf
26	A	1	Total	C	O	0
			33	31	2	
26	B	1	Total	C	O	0
			33	31	2	

- Molecule 27 is 1,2-DIPALMITOYL-PHOSPHATIDYL-GLYCEROLE (three-letter code: LHG) (formula: $C_{38}H_{75}O_{10}P$).



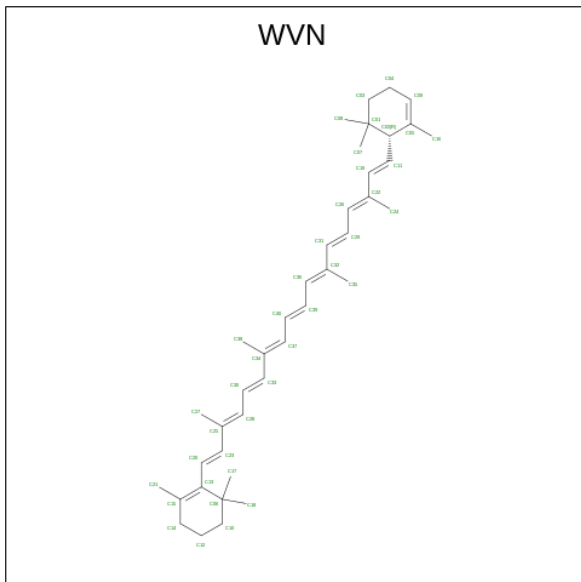
Mol	Chain	Residues	Atoms			AltConf	
			Total	C	O		P
27	A	1	48	37	10	1	0
27	A	1	27	16	10	1	0
27	B	1	38	27	10	1	0
27	J	1	49	38	10	1	0
27	J	1	31	20	10	1	0
27	L	1	49	38	10	1	0
27	c	1	37	26	10	1	0
27	c	1	37	26	10	1	0
27	a	1	49	38	10	1	0
27	a	1	49	38	10	1	0
27	b	1	49	38	10	1	0
27	m	1	37	26	10	1	0
27	l	1	32	21	10	1	0
27	k	1	37	26	10	1	0

Continued on next page...

Continued from previous page...

Mol	Chain	Residues	Atoms				AltConf
			Total	C	O	P	
27	i	1	Total 37	C 26	O 10	P 1	0
27	j	1	Total 30	C 19	O 10	P 1	0
27	d	1	Total 37	C 26	O 10	P 1	0
27	n	1	Total 43	C 32	O 10	P 1	0

- Molecule 28 is 1,3,3-trimethyl-2-[(1E,3E,5E,7E,9E,11E,13E,15E,17E)-3,7,12,16-tetramethyl-18-[(1R)-2,6,6-trimethylcyclohex-2-en-1-yl]octadeca-1,3,5,7,9,11,13,15,17-nonaenyl]cyclohexene (three-letter code: WVN) (formula: C₄₀H₅₆) (labeled as "Ligand of Interest" by depositor).



Mol	Chain	Residues	Atoms		AltConf
28	A	1	Total 40	C 40	0
28	A	1	Total 40	C 40	0
28	A	1	Total 40	C 40	0
28	A	1	Total 40	C 40	0
28	A	1	Total 40	C 40	0
28	B	1	Total 40	C 40	0

Continued on next page...

Continued from previous page...

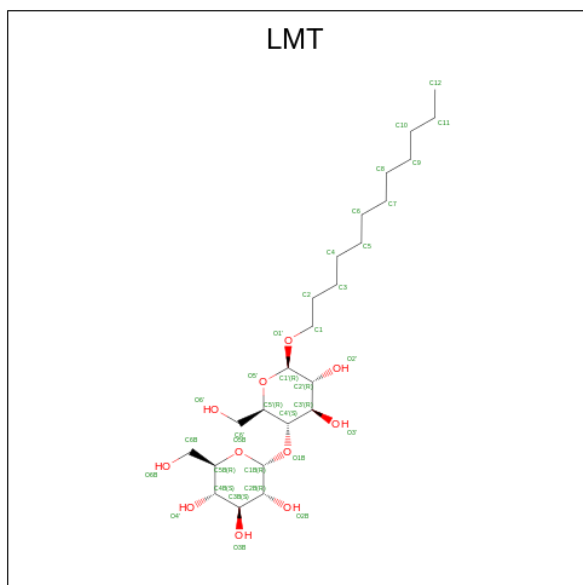
Mol	Chain	Residues	Atoms	AltConf
28	B	1	Total C 40 40	0
28	B	1	Total C 40 40	0
28	B	1	Total C 40 40	0
28	B	1	Total C 40 40	0
28	B	1	Total C 40 40	0
28	F	1	Total C 40 40	0
28	F	1	Total C 40 40	0
28	I	1	Total C 40 40	0
28	J	1	Total C 40 40	0
28	J	1	Total C 40 40	0
28	L	1	Total C 40 40	0
28	L	1	Total C 40 40	0
28	L	1	Total C 40 40	0
28	M	1	Total C 40 40	0
28	K	1	Total C 40 40	0
28	s	1	Total C 40 40	0
28	s	1	Total C 40 40	0
28	h	1	Total C 40 40	0
28	l	1	Total C 40 40	0
28	l	1	Total C 40 40	0
28	i	1	Total C 40 40	0

Continued on next page...

Continued from previous page...

Mol	Chain	Residues	Atoms	AltConf
28	R	1	Total C 40 40	0

- Molecule 29 is DODECYL-BETA-D-MALTOSE (three-letter code: LMT) (formula: $C_{24}H_{46}O_{11}$).



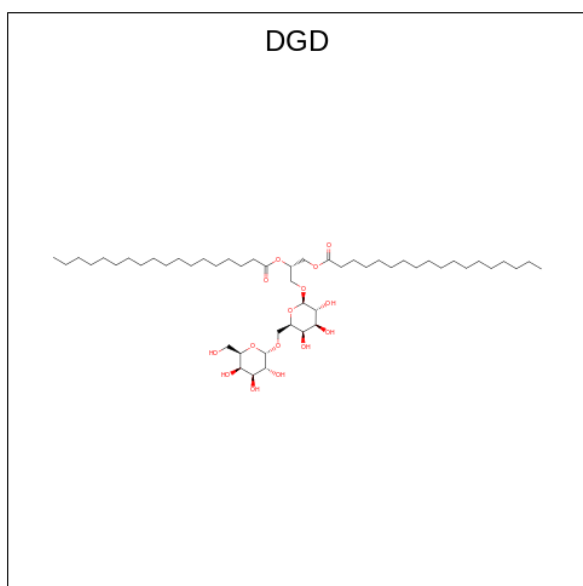
Mol	Chain	Residues	Atoms	AltConf
29	A	1	Total C O 35 24 11	0
29	a	1	Total C O 24 18 6	0
29	a	1	Total C O 35 24 11	0
29	b	1	Total C O 24 18 6	0

- Molecule 30 is IRON/SULFUR CLUSTER (three-letter code: SF4) (formula: Fe_4S_4).



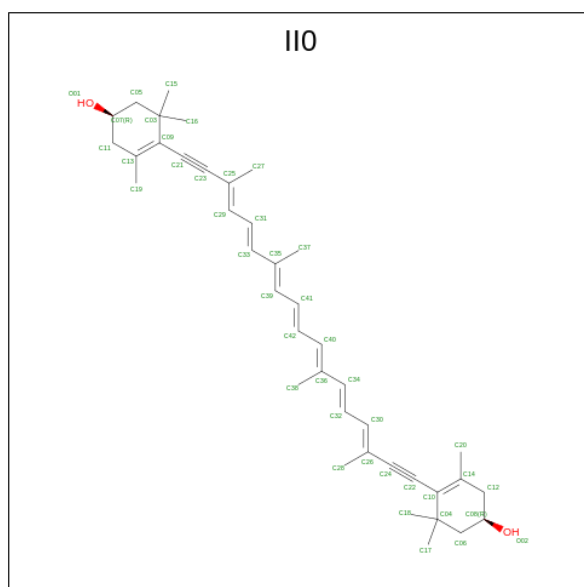
Mol	Chain	Residues	Atoms			AltConf
			Total	Fe	S	
30	B	1	8	4	4	0
30	C	1	8	4	4	0
30	C	1	8	4	4	0

- Molecule 31 is DIGALACTOSYL DIACYL GLYCEROL (DGDG) (three-letter code: DGD) (formula: $C_{51}H_{96}O_{15}$).



Mol	Chain	Residues	Atoms			AltConf
31	B	1	Total	C	O	0
			60	45	15	

- Molecule 32 is (1 {R})-3,5,5-trimethyl-4-[(3 {E},5 {E},7 {E},9 {E},11 {E},13 {E},15 {E})-3,7,12,16-tetramethyl-18-[(4 {R})-2,6,6-trimethyl-4-oxidanyl-cyclohexen-1-yl]octadeca-3,5,7,9,11,13,15-heptaen-1,17-diynyl]cyclohex-3-en-1-ol (three-letter code: IIO) (formula: C₄₀H₅₂O₂).



Mol	Chain	Residues	Atoms			AltConf
32	J	1	Total	C	O	0
			42	40	2	
32	c	1	Total	C	O	0
			42	40	2	
32	c	1	Total	C	O	0
			42	40	2	
32	c	1	Total	C	O	0
			42	40	2	
32	c	1	Total	C	O	0
			42	40	2	
32	a	1	Total	C	O	0
			42	40	2	
32	a	1	Total	C	O	0
			42	40	2	
32	a	1	Total	C	O	0
			42	40	2	

Continued on next page...

Continued from previous page...

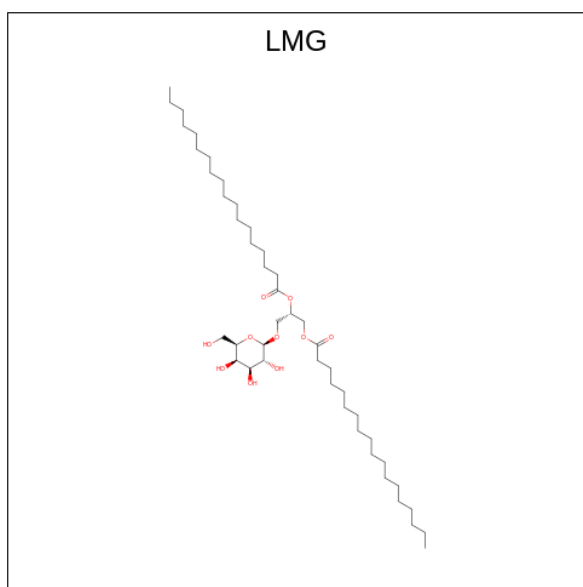
Mol	Chain	Residues	Atoms			AltConf
			Total	C	O	
32	b	1	42	40	2	0
32	b	1	42	40	2	0
32	b	1	42	40	2	0
32	h	1	28	27	1	0
32	h	1	42	40	2	0
32	h	1	42	40	2	0
32	m	1	42	40	2	0
32	m	1	42	40	2	0
32	m	1	42	40	2	0
32	l	1	42	40	2	0
32	l	1	42	40	2	0
32	l	1	42	40	2	0
32	l	1	42	40	2	0
32	l	1	42	40	2	0
32	k	1	42	40	2	0
32	k	1	42	40	2	0
32	k	1	42	40	2	0
32	k	1	42	40	2	0
32	i	1	42	40	2	0
32	i	1	42	40	2	0
32	i	1	42	40	2	0
32	i	1	42	40	2	0

Continued on next page...

Continued from previous page...

Mol	Chain	Residues	Atoms			AltConf
32	i	1	Total	C	O	0
			42	40	2	
32	j	1	Total	C	O	0
			42	40	2	
32	j	1	Total	C	O	0
			42	40	2	
32	j	1	Total	C	O	0
			42	40	2	
32	d	1	Total	C	O	0
			42	40	2	
32	d	1	Total	C	O	0
			42	40	2	
32	d	1	Total	C	O	0
			42	40	2	
32	d	1	Total	C	O	0
			42	40	2	
32	n	1	Total	C	O	0
			42	40	2	
32	n	1	Total	C	O	0
			42	40	2	
32	n	1	Total	C	O	0
			42	40	2	
32	n	1	Total	C	O	0
			42	40	2	
32	n	1	Total	C	O	0
			42	40	2	

- Molecule 33 is 1,2-DISTEAROYL-MONOGALACTOSYL-DIGLYCERIDE (three-letter code: LMG) (formula: C₄₅H₈₆O₁₀).



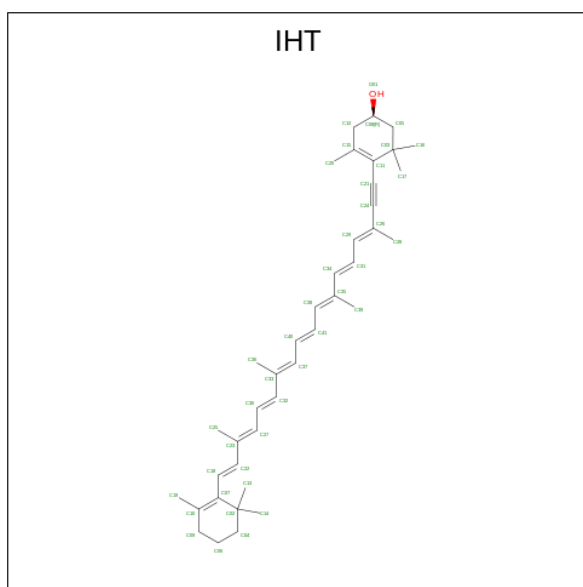
Mol	Chain	Residues	Atoms			AltConf
			Total	C	O	
33	J	1	55	45	10	0
33	s	1	48	38	10	0
33	c	1	55	45	10	0
33	b	1	49	39	10	0
33	n	1	55	45	10	0
33	Q	1	38	28	10	0

- Molecule 34 is Chlorophyll c2 (three-letter code: KC2) (formula: $C_{35}H_{28}MgN_4O_5$).

Continued from previous page...

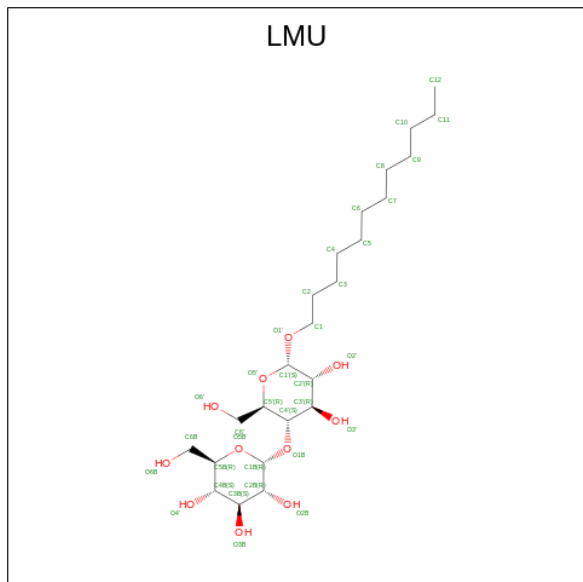
Mol	Chain	Residues	Atoms					AltConf
			Total	C	Mg	N	O	
34	n	1	45	35	1	4	5	0

- Molecule 35 is (1 {R})-3,5,5-trimethyl-4-[(3 {E},5 {E},7 {E},9 {E},11 {E},13 {E},15 {E},17 {E})-3,7,12,16-tetramethyl-18-(2,6,6-trimethylcyclohexen-1-yl)octadeca-3,5,7,9,11,13,15,17-octaen-1-ynyl]cyclohex-3-en-1-ol (three-letter code: IHT) (formula: C₄₀H₅₄O).



Mol	Chain	Residues	Atoms			AltConf
35	c	1	Total	C	O	0
			41	40	1	
35	a	1	Total	C	O	0
			41	40	1	
35	b	1	Total	C	O	0
			41	40	1	
35	b	1	Total	C	O	0
			41	40	1	
35	m	1	Total	C	O	0
			41	40	1	
35	k	1	Total	C	O	0
			41	40	1	
35	j	1	Total	C	O	0
			41	40	1	
35	R	1	Total	C	O	0
			41	40	1	
35	n	1	Total	C	O	0
			41	40	1	

- Molecule 36 is DODECYL-ALPHA-D-MALTOSE (three-letter code: LMU) (formula: $C_{24}H_{46}O_{11}$).



Mol	Chain	Residues	Atoms			AltConf
			Total	C	O	
36	i	1	35	24	11	0

- Molecule 37 is water.

Mol	Chain	Residues	Atoms		AltConf
			Total	O	
37	A	48	48	48	0
37	B	58	58	58	0
37	C	8	8	8	0
37	D	1	1	1	0
37	F	3	3	3	0
37	I	1	1	1	0
37	J	1	1	1	0
37	L	1	1	1	0
37	K	1	1	1	0

Continued on next page...

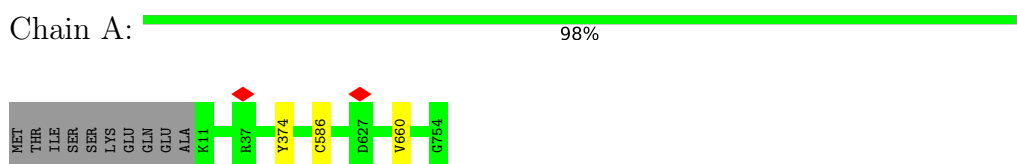
Continued from previous page...

Mol	Chain	Residues	Atoms	AltConf
37	a	3	Total O 3 3	0
37	b	2	Total O 2 2	0
37	h	1	Total O 1 1	0
37	m	1	Total O 1 1	0
37	R	1	Total O 1 1	0
37	n	2	Total O 2 2	0
37	Q	1	Total O 1 1	0

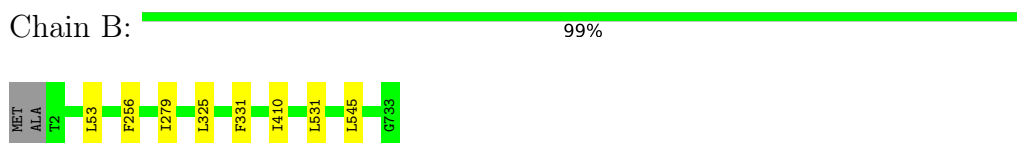
3 Residue-property plots [i](#)

These plots are drawn for all protein, RNA, DNA and oligosaccharide chains in the entry. The first graphic for a chain summarises the proportions of the various outlier classes displayed in the second graphic. The second graphic shows the sequence view annotated by issues in geometry and atom inclusion in map density. Residues are color-coded according to the number of geometric quality criteria for which they contain at least one outlier: green = 0, yellow = 1, orange = 2 and red = 3 or more. A red diamond above a residue indicates a poor fit to the EM map for this residue (all-atom inclusion < 40%). Stretches of 2 or more consecutive residues without any outlier are shown as a green connector. Residues present in the sample, but not in the model, are shown in grey.

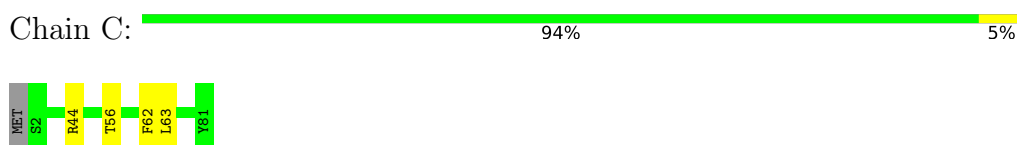
- Molecule 1: Photosystem I P700 chlorophyll a apoprotein A1



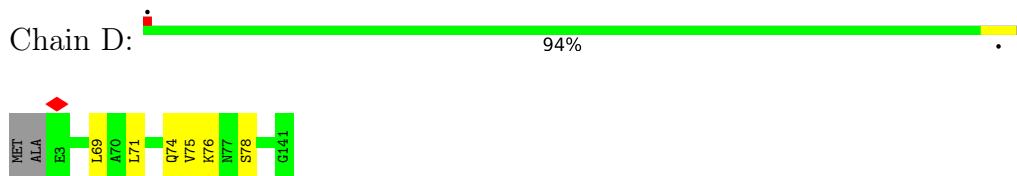
- Molecule 2: Photosystem I P700 chlorophyll a apoprotein A2



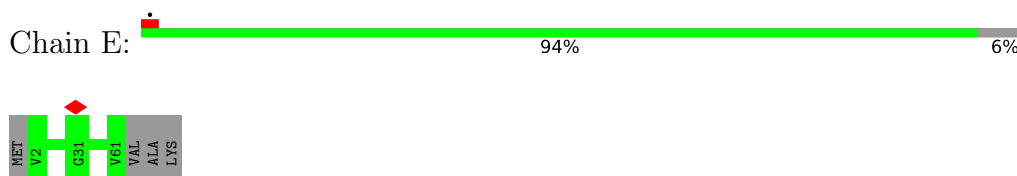
- Molecule 3: Photosystem I iron-sulfur center



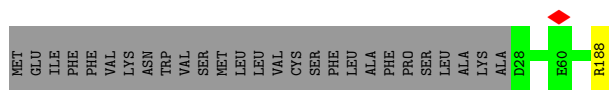
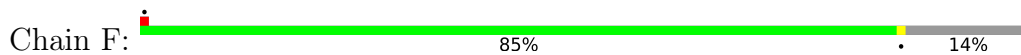
- Molecule 4: Photosystem I reaction center subunit II



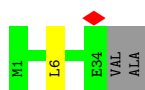
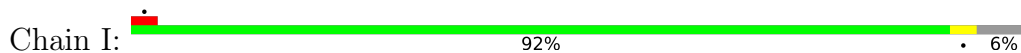
- Molecule 5: Photosystem I reaction center subunit IV



- Molecule 6: Photosystem I reaction center subunit III



• Molecule 7: Photosystem I reaction center subunit VIII

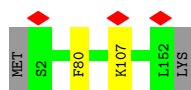


• Molecule 8: Photosystem I reaction center subunit IX



There are no outlier residues recorded for this chain.

• Molecule 9: Photosystem I reaction center subunit XI

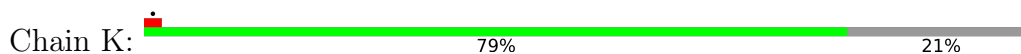


• Molecule 10: Photosystem I reaction center subunit XII

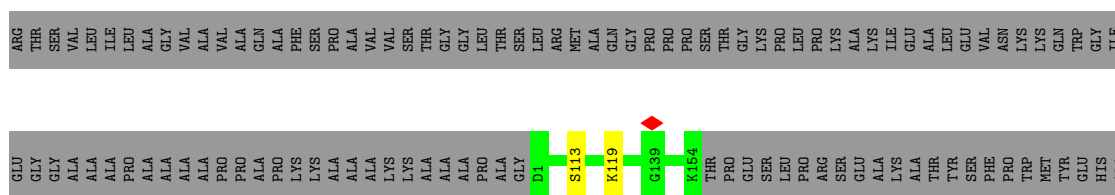


There are no outlier residues recorded for this chain.

• Molecule 11: Photosystem I reaction center subunit PsaK

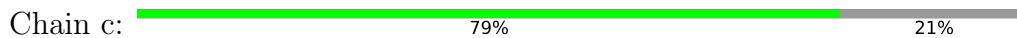


• Molecule 12: chain s



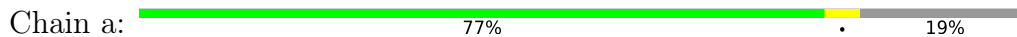
ALA
TRP
LYS
LYS

• Molecule 13: CAC-c



LEU ARG THR VAL LEU ILE ALA ALA CYS VAL ALA ALA SER SER SER PHE VAL PRO VAL ALA ALA SER GLY PHE ALA PRO MET ALA MET LYS SER ARG THR SER ALA VAL SER MET ARG MET GLN GLY D43 F212 LYS SER LEU ALA

• Molecule 14: CAC-a



ARG THR PRO VAL LEU VAL LEU ALA GLY ALA ALA VAL VAL SER PHE ALA THR ALA ALA ASN LEU ALA GLY LEU ARG THR SER SER ARG ALA ALA ILE ALA ARG GLY PRO GLN E42 M43 S44 I47 M60 C91 E139 K145 R164 K216

• Molecule 15: CAC-b



SER TYR ALA PHE THR ALA SER PRO ALA ILE ALA ALA GLY ALA THR ARG ALA THR ALA ASN LEU ILE SER GLY MET LYS MET GLN A29 C78 D149 L210 Y222

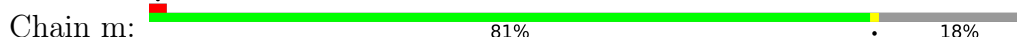
• Molecule 16: CAC-h



SER THR VAL ALA LEU LEU VAL ALA GLY ALA THR PHE PRO ALA ALA MET GLY PRO GLY LEU LEU ARG ALA GLY ALA GLN ARG ALA PRO PRO ARG ALA ALA LEU SER LEU MET ALA GLN PRO MET SER LYS VAL VAL ASP PHE ALA SER

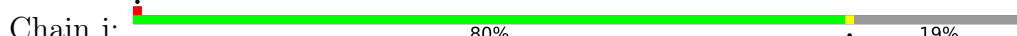
SER PRO GLU F64 D104 V161 K162 E163 K164 T167 I216 Y225

• Molecule 17: CAC-j



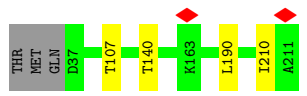
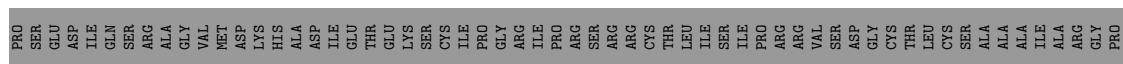
VAL ALA VAL VAL CYS VAL ALA SER ALA ALA ALA PHE ALA PRO PRO PRO MET GLY VAL LYS ALA THR THR ARG VAL VAL SER SER ILE GLY PRO ARG MET GLN A37 E137 E146 T147 E169 N209 F210 GLY LYS

• Molecule 17: CAC-j


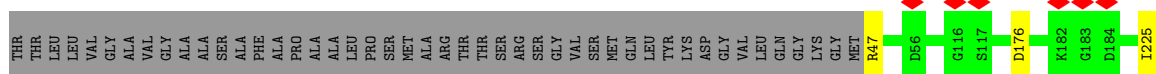
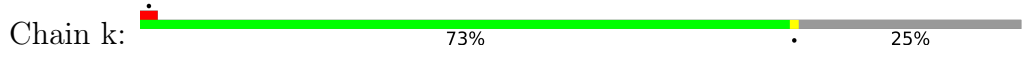


VAL ALA VAL VAL CYS VAL ALA SER ALA ALA ALA PHE ALA PRO PRO PRO MET GLY VAL LYS ALA THR THR ARG VAL VAL SER SER ILE GLY PRO ARG MET GLN ALA M58 D52 S93 D160 E169 G191 N209 PHE GLY LYS

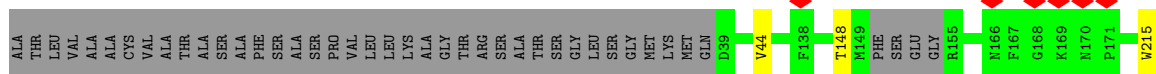
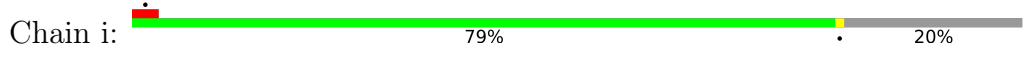
• Molecule 18: CAC-l



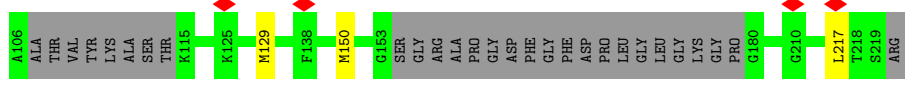
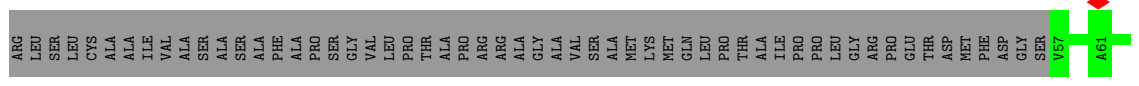
• Molecule 19: CAC-k




• Molecule 20: CAC-i



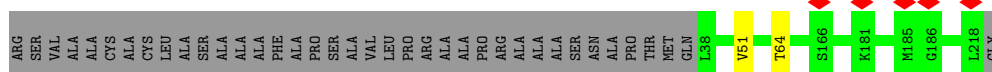
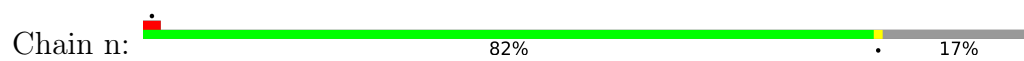
• Molecule 21: CAC-d



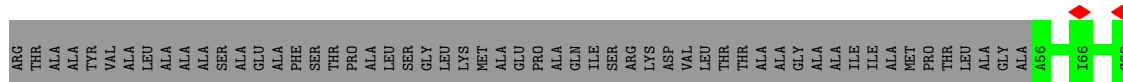
• Molecule 22: PsaR



• Molecule 23: CAC-n



• Molecule 24: PsaQ



4 Experimental information

Property	Value	Source
EM reconstruction method	SINGLE PARTICLE	Depositor
Imposed symmetry	POINT, Not provided	
Number of particles used	41093	Depositor
Resolution determination method	FSC 0.143 CUT-OFF	Depositor
CTF correction method	PHASE FLIPPING AND AMPLITUDE CORRECTION	Depositor
Microscope	FEI TALOS ARCTICA	Depositor
Voltage (kV)	200	Depositor
Electron dose ($e^-/\text{\AA}^2$)	60	Depositor
Minimum defocus (nm)	1200	Depositor
Maximum defocus (nm)	2200	Depositor
Magnification	Not provided	
Image detector	GATAN K2 QUANTUM (4k x 4k)	Depositor
Maximum map value	0.265	Depositor
Minimum map value	-0.145	Depositor
Average map value	0.000	Depositor
Map value standard deviation	0.006	Depositor
Recommended contour level	0.02	Depositor
Map size (\AA)	360.0, 360.0, 360.0	wwPDB
Map dimensions	360, 360, 360	wwPDB
Map angles ($^\circ$)	90.0, 90.0, 90.0	wwPDB
Pixel spacing (\AA)	1.0, 1.0, 1.0	Depositor

5 Model quality i

5.1 Standard geometry i

Bond lengths and bond angles in the following residue types are not validated in this section: LMT, II0, DGD, CLA, PQN, WVN, LHG, KC2, IHT, LMG, SF4, LMU

The Z score for a bond length (or angle) is the number of standard deviations the observed value is removed from the expected value. A bond length (or angle) with $|Z| > 5$ is considered an outlier worth inspection. RMSZ is the root-mean-square of all Z scores of the bond lengths (or angles).

Mol	Chain	Bond lengths		Bond angles	
		RMSZ	# Z >5	RMSZ	# Z >5
1	A	0.53	1/6019 (0.0%)	0.63	0/8204
2	B	0.54	0/6036	0.66	0/8242
3	C	0.57	0/601	0.72	0/813
4	D	0.48	0/1109	0.65	0/1500
5	E	0.52	0/493	0.62	0/667
6	F	0.49	0/1287	0.68	0/1747
7	I	0.55	0/271	0.72	0/370
8	J	0.44	0/364	0.67	0/495
9	L	0.44	0/1175	0.60	0/1599
10	M	0.34	0/233	0.75	0/315
11	K	0.48	0/495	0.66	0/672
12	s	0.48	0/1170	0.63	0/1580
13	c	0.48	0/1396	0.64	0/1889
14	a	0.49	0/1406	0.62	0/1903
15	b	0.51	0/1469	0.71	0/1983
16	h	0.44	0/1226	0.62	0/1667
17	j	0.48	0/1318	0.60	0/1775
17	m	0.51	0/1335	0.65	0/1798
18	l	0.47	0/1379	0.62	0/1863
19	k	0.50	0/1380	0.63	0/1869
20	i	0.51	0/1359	0.63	0/1835
21	d	0.51	0/993	0.60	0/1335
22	R	0.46	0/686	0.67	0/940
23	n	0.49	0/1383	0.60	0/1867
24	Q	0.46	0/1244	0.61	0/1683
All	All	0.50	1/35827 (0.0%)	0.64	0/48611

Chiral center outliers are detected by calculating the chiral volume of a chiral center and verifying if the center is modelled as a planar moiety or with the opposite hand. A planarity outlier is detected by checking planarity of atoms in a peptide group, atoms in a mainchain group or atoms of a sidechain that are expected to be planar.

Mol	Chain	#Chirality outliers	#Planarity outliers
17	j	0	1

All (1) bond length outliers are listed below:

Mol	Chain	Res	Type	Atoms	Z	Observed(Å)	Ideal(Å)
1	A	586	CYS	CB-SG	-5.50	1.72	1.81

There are no bond angle outliers.

There are no chirality outliers.

All (1) planarity outliers are listed below:

Mol	Chain	Res	Type	Group
17	j	191	GLY	Mainchain

5.2 Too-close contacts [i](#)

Due to software issues we are unable to calculate clashes - this section is therefore empty.

5.3 Torsion angles [i](#)

5.3.1 Protein backbone [i](#)

In the following table, the Percentiles column shows the percent Ramachandran outliers of the chain as a percentile score with respect to all PDB entries followed by that with respect to all EM entries.

The Analysed column shows the number of residues for which the backbone conformation was analysed, and the total number of residues.

Mol	Chain	Analysed	Favoured	Allowed	Outliers	Percentiles	
1	A	740/752 (98%)	722 (98%)	18 (2%)	0	100	100
2	B	730/734 (100%)	709 (97%)	21 (3%)	0	100	100
3	C	78/81 (96%)	77 (99%)	1 (1%)	0	100	100
4	D	137/141 (97%)	135 (98%)	2 (2%)	0	100	100
5	E	58/64 (91%)	55 (95%)	3 (5%)	0	100	100
6	F	159/188 (85%)	154 (97%)	5 (3%)	0	100	100
7	I	32/36 (89%)	31 (97%)	1 (3%)	0	100	100
8	J	40/42 (95%)	40 (100%)	0	0	100	100

Continued on next page...

Continued from previous page...

Mol	Chain	Analysed	Favoured	Allowed	Outliers	Percentiles	
9	L	149/153 (97%)	147 (99%)	2 (1%)	0	100	100
10	M	28/30 (93%)	28 (100%)	0	0	100	100
11	K	65/87 (75%)	65 (100%)	0	0	100	100
12	s	152/269 (56%)	143 (94%)	9 (6%)	0	100	100
13	c	168/216 (78%)	165 (98%)	3 (2%)	0	100	100
14	a	173/216 (80%)	168 (97%)	5 (3%)	0	100	100
15	b	192/223 (86%)	189 (98%)	3 (2%)	0	100	100
16	h	160/225 (71%)	156 (98%)	4 (2%)	0	100	100
17	j	170/212 (80%)	163 (96%)	7 (4%)	0	100	100
17	m	172/212 (81%)	165 (96%)	7 (4%)	0	100	100
18	l	173/238 (73%)	171 (99%)	2 (1%)	0	100	100
19	k	178/241 (74%)	173 (97%)	5 (3%)	0	100	100
20	i	171/218 (78%)	165 (96%)	6 (4%)	0	100	100
21	d	123/213 (58%)	122 (99%)	1 (1%)	0	100	100
22	R	88/129 (68%)	86 (98%)	2 (2%)	0	100	100
23	n	179/219 (82%)	176 (98%)	3 (2%)	0	100	100
24	Q	165/234 (70%)	162 (98%)	3 (2%)	0	100	100
All	All	4480/5373 (83%)	4367 (98%)	113 (2%)	0	100	100

There are no Ramachandran outliers to report.

5.3.2 Protein sidechains [i](#)

In the following table, the Percentiles column shows the percent sidechain outliers of the chain as a percentile score with respect to all PDB entries followed by that with respect to all EM entries.

The Analysed column shows the number of residues for which the sidechain conformation was analysed, and the total number of residues.

Mol	Chain	Analysed	Rotameric	Outliers	Percentiles	
1	A	607/616 (98%)	605 (100%)	2 (0%)	92	97
2	B	592/593 (100%)	584 (99%)	8 (1%)	67	88
3	C	67/68 (98%)	63 (94%)	4 (6%)	19	53
4	D	116/117 (99%)	110 (95%)	6 (5%)	23	59

Continued on next page...

Continued from previous page...

Mol	Chain	Analysed	Rotameric	Outliers	Percentiles	
5	E	55/58 (95%)	55 (100%)	0	100	100
6	F	133/157 (85%)	132 (99%)	1 (1%)	81	93
7	I	28/29 (97%)	27 (96%)	1 (4%)	35	70
8	J	39/39 (100%)	39 (100%)	0	100	100
9	L	124/126 (98%)	122 (98%)	2 (2%)	62	86
10	M	25/25 (100%)	25 (100%)	0	100	100
11	K	52/66 (79%)	52 (100%)	0	100	100
12	s	116/195 (60%)	114 (98%)	2 (2%)	60	85
13	c	138/171 (81%)	138 (100%)	0	100	100
14	a	139/165 (84%)	130 (94%)	9 (6%)	17	50
15	b	149/168 (89%)	146 (98%)	3 (2%)	55	83
16	h	123/162 (76%)	118 (96%)	5 (4%)	30	67
17	j	136/161 (84%)	134 (98%)	2 (2%)	65	87
17	m	137/161 (85%)	134 (98%)	3 (2%)	52	81
18	l	137/191 (72%)	133 (97%)	4 (3%)	42	76
19	k	138/186 (74%)	135 (98%)	3 (2%)	52	81
20	i	138/168 (82%)	135 (98%)	3 (2%)	52	81
21	d	97/157 (62%)	94 (97%)	3 (3%)	40	75
22	R	69/98 (70%)	69 (100%)	0	100	100
23	n	140/163 (86%)	138 (99%)	2 (1%)	67	88
24	Q	127/168 (76%)	122 (96%)	5 (4%)	32	69
All	All	3622/4208 (86%)	3554 (98%)	68 (2%)	59	84

All (68) residues with a non-rotameric sidechain are listed below:

Mol	Chain	Res	Type
1	A	374	TYR
1	A	660	VAL
2	B	53	LEU
2	B	256	PHE
2	B	279	ILE
2	B	325	LEU
2	B	331	PHE
2	B	410	ILE
2	B	531	LEU

Continued on next page...

Continued from previous page...

Mol	Chain	Res	Type
2	B	545	LEU
3	C	44	ARG
3	C	56	THR
3	C	62	PHE
3	C	63	LEU
4	D	69	LEU
4	D	71	LEU
4	D	74	GLN
4	D	75	VAL
4	D	76	LYS
4	D	78	SER
6	F	188	ARG
7	I	6	LEU
9	L	80	PHE
9	L	107	LYS
12	s	113	SER
12	s	119	LYS
14	a	42	GLU
14	a	43	MET
14	a	44	SER
14	a	47	ILE
14	a	50	MET
14	a	91	CYS
14	a	139	GLU
14	a	145	LYS
14	a	164	ARG
15	b	78	CYS
15	b	149	ASP
15	b	210	LEU
16	h	161	VAL
16	h	163	GLU
16	h	164	LYS
16	h	167	THR
16	h	216	ILE
17	m	137	GLU
17	m	146	GLU
17	m	147	THR
18	l	107	THR
18	l	140	THR
18	l	190	LEU
18	l	210	ILE
19	k	47	ARG

Continued on next page...

Continued from previous page...

Mol	Chain	Res	Type
19	k	176	ASP
19	k	225	ILE
20	i	44	VAL
20	i	148	THR
20	i	215	TRP
17	j	93	SER
17	j	160	ASP
21	d	129	MET
21	d	150	MET
21	d	217	LEU
23	n	51	VAL
23	n	64	THR
24	Q	156	ASP
24	Q	173	GLU
24	Q	175	LEU
24	Q	233	PHE
24	Q	234	ASN

Sometimes sidechains can be flipped to improve hydrogen bonding and reduce clashes. All (1) such sidechains are listed below:

Mol	Chain	Res	Type
21	d	131	GLN

5.3.3 RNA [i](#)

There are no RNA molecules in this entry.

5.4 Non-standard residues in protein, DNA, RNA chains [i](#)

There are no non-standard protein/DNA/RNA residues in this entry.

5.5 Carbohydrates [i](#)

There are no monosaccharides in this entry.

5.6 Ligand geometry [i](#)

349 ligands are modelled in this entry.

In the following table, the Counts columns list the number of bonds (or angles) for which Mogul statistics could be retrieved, the number of bonds (or angles) that are observed in the model and the number of bonds (or angles) that are defined in the Chemical Component Dictionary. The Link column lists molecule types, if any, to which the group is linked. The Z score for a bond length (or angle) is the number of standard deviations the observed value is removed from the expected value. A bond length (or angle) with $|Z| > 2$ is considered an outlier worth inspection. RMSZ is the root-mean-square of all Z scores of the bond lengths (or angles).

Mol	Type	Chain	Res	Link	Bond lengths			Bond angles		
					Counts	RMSZ	# Z > 2	Counts	RMSZ	# Z > 2
25	CLA	B	805	-	65,73,73	1.46	7 (10%)	76,113,113	1.59	9 (11%)
27	LHG	A	846	25	26,26,48	1.23	3 (11%)	29,32,54	1.43	6 (20%)
25	CLA	B	814	-	59,67,73	1.50	7 (11%)	68,105,113	1.64	8 (11%)
32	II0	j	613	-	39,43,43	6.77	22 (56%)	50,60,60	2.24	17 (34%)
27	LHG	m	617	25	36,36,48	1.07	2 (5%)	39,42,54	1.15	3 (7%)
25	CLA	A	828	-	65,73,73	1.50	9 (13%)	76,113,113	1.62	12 (15%)
25	CLA	d	303	-	65,73,73	1.49	6 (9%)	76,113,113	1.41	8 (10%)
25	CLA	a	304	14	50,58,73	1.83	10 (20%)	58,95,113	1.59	12 (20%)
25	CLA	c	608	13	65,73,73	1.57	8 (12%)	76,113,113	1.52	15 (19%)
25	CLA	c	612	-	65,73,73	1.47	7 (10%)	76,113,113	1.47	8 (10%)
25	CLA	h	306	16	65,73,73	1.50	6 (9%)	76,113,113	1.35	8 (10%)
32	II0	c	617	-	39,43,43	6.69	22 (56%)	50,60,60	2.36	15 (30%)
25	CLA	c	603	-	51,59,73	1.68	7 (13%)	59,96,113	1.52	9 (15%)
25	CLA	A	816	-	65,73,73	1.44	7 (10%)	76,113,113	1.55	10 (13%)
25	CLA	c	609	27	45,53,73	1.76	6 (13%)	52,89,113	1.56	6 (11%)
25	CLA	m	603	-	65,73,73	1.50	7 (10%)	76,113,113	1.42	7 (9%)
34	KC2	n	312	23	48,53,53	3.10	21 (43%)	54,89,89	4.63	32 (59%)
25	CLA	c	602	13	50,58,73	1.69	10 (20%)	58,95,113	1.86	12 (20%)
25	CLA	A	830	-	50,58,73	1.74	9 (18%)	58,95,113	1.61	9 (15%)
25	CLA	B	817	-	57,65,73	1.61	10 (17%)	66,103,113	1.64	10 (15%)
25	CLA	l	312	18	65,73,73	1.49	7 (10%)	76,113,113	1.40	9 (11%)
25	CLA	B	807	-	65,73,73	1.43	9 (13%)	76,113,113	1.37	8 (10%)
32	II0	n	319	-	39,43,43	6.78	21 (53%)	50,60,60	2.04	16 (32%)
32	II0	h	311	-	39,43,43	6.78	22 (56%)	50,60,60	2.22	15 (30%)
25	CLA	d	306	-	51,59,73	1.70	7 (13%)	59,96,113	1.49	7 (11%)
32	II0	j	615	-	39,43,43	6.77	20 (51%)	50,60,60	2.19	16 (32%)
25	CLA	m	605	17	42,50,73	1.88	7 (16%)	48,85,113	1.62	8 (16%)
25	CLA	b	606	15	61,69,73	1.49	7 (11%)	71,108,113	1.53	13 (18%)
32	II0	n	315	-	39,43,43	6.95	21 (53%)	50,60,60	2.43	17 (34%)

Mol	Type	Chain	Res	Link	Bond lengths			Bond angles		
					Counts	RMSZ	# Z > 2	Counts	RMSZ	# Z > 2
28	WVN	s	205	-	40,41,41	1.89	14 (35%)	50,56,56	2.33	21 (42%)
25	CLA	h	303	16	50,58,73	1.72	8 (16%)	58,95,113	1.61	10 (17%)
25	CLA	k	607	-	51,59,73	1.76	9 (17%)	59,96,113	1.67	12 (20%)
25	CLA	R	202	-	51,59,73	1.71	5 (9%)	59,96,113	1.67	9 (15%)
32	II0	a	316	-	39,43,43	6.54	20 (51%)	50,60,60	2.63	20 (40%)
34	KC2	i	319	-	48,53,53	3.08	21 (43%)	54,89,89	4.52	31 (57%)
25	CLA	l	304	18	65,73,73	1.46	8 (12%)	76,113,113	1.42	9 (11%)
25	CLA	A	804	-	65,73,73	1.50	7 (10%)	76,113,113	1.68	12 (15%)
25	CLA	A	833	-	50,58,73	1.70	10 (20%)	58,95,113	1.58	6 (10%)
25	CLA	A	809	-	56,64,73	1.60	6 (10%)	65,102,113	1.45	8 (12%)
25	CLA	B	826	-	65,73,73	1.48	8 (12%)	76,113,113	1.35	8 (10%)
25	CLA	j	607	17	45,53,73	1.85	9 (20%)	52,89,113	1.53	8 (15%)
27	LHG	c	620	25	36,36,48	1.01	2 (5%)	39,42,54	1.28	4 (10%)
25	CLA	i	312	-	51,59,73	1.60	5 (9%)	59,96,113	1.70	11 (18%)
27	LHG	i	318	25	36,36,48	1.12	2 (5%)	39,42,54	1.28	3 (7%)
25	CLA	n	305	23	60,68,73	1.57	6 (10%)	70,107,113	1.48	10 (14%)
25	CLA	a	310	27	48,56,73	1.66	10 (20%)	55,92,113	1.52	8 (14%)
25	CLA	B	850	-	51,59,73	1.76	9 (17%)	59,96,113	1.48	7 (11%)
25	CLA	B	825	-	65,73,73	1.46	7 (10%)	76,113,113	1.52	10 (13%)
25	CLA	i	309	27	46,54,73	1.75	6 (13%)	53,90,113	1.54	9 (16%)
35	IHT	n	318	-	40,42,42	6.20	25 (62%)	53,58,58	2.38	19 (35%)
25	CLA	B	821	-	53,61,73	1.67	7 (13%)	61,98,113	1.50	9 (14%)
35	IHT	R	203	-	40,42,42	6.21	25 (62%)	53,58,58	2.40	18 (33%)
25	CLA	l	309	18	51,59,73	1.75	8 (15%)	59,96,113	1.47	8 (13%)
25	CLA	B	831	37	45,53,73	1.85	7 (15%)	52,89,113	1.67	7 (13%)
34	KC2	s	201	12	48,53,53	2.92	21 (43%)	54,89,89	4.55	31 (57%)
25	CLA	B	841	27	65,73,73	1.47	7 (10%)	76,113,113	1.55	9 (11%)
25	CLA	s	203	12,25	65,73,73	1.46	8 (12%)	76,113,113	1.55	10 (13%)
25	CLA	A	803	-	55,63,73	1.61	6 (10%)	64,101,113	1.64	10 (15%)
32	II0	h	312	-	39,43,43	6.70	22 (56%)	50,60,60	1.89	16 (32%)
25	CLA	k	614	-	51,59,73	1.75	6 (11%)	59,96,113	1.62	14 (23%)
25	CLA	h	304	-	51,59,73	1.62	6 (11%)	59,96,113	1.63	8 (13%)
35	IHT	b	615	-	40,42,42	6.14	25 (62%)	53,58,58	2.15	16 (30%)
27	LHG	b	619	25	48,48,48	0.91	2 (4%)	51,54,54	1.10	5 (9%)
32	II0	l	302	-	39,43,43	6.88	24 (61%)	50,60,60	2.07	17 (34%)

Mol	Type	Chain	Res	Link	Bond lengths			Bond angles		
					Counts	RMSZ	# Z > 2	Counts	RMSZ	# Z > 2
32	II0	d	316	-	39,43,43	6.86	21 (53%)	50,60,60	2.30	21 (42%)
27	LHG	J	106	25	48,48,48	0.92	2 (4%)	51,54,54	0.88	2 (3%)
25	CLA	j	604	17	65,73,73	1.48	7 (10%)	76,113,113	1.55	9 (11%)
25	CLA	A	831	-	65,73,73	1.51	7 (10%)	76,113,113	1.38	8 (10%)
25	CLA	K	102	-	42,50,73	1.83	7 (16%)	48,85,113	1.72	10 (20%)
27	LHG	k	620	25	36,36,48	1.10	2 (5%)	39,42,54	1.18	4 (10%)
25	CLA	B	823	37	64,72,73	1.51	9 (14%)	74,111,113	1.59	15 (20%)
25	CLA	B	827	-	50,58,73	1.72	9 (18%)	58,95,113	1.43	8 (13%)
25	CLA	d	312	-	51,59,73	1.66	5 (9%)	59,96,113	1.61	12 (20%)
25	CLA	k	610	27	51,59,73	1.70	6 (11%)	59,96,113	1.50	9 (15%)
25	CLA	n	314	-	51,59,73	1.69	6 (11%)	59,96,113	1.47	9 (15%)
27	LHG	a	319	25	48,48,48	0.90	3 (6%)	51,54,54	1.12	4 (7%)
35	IHT	j	616	-	40,42,42	6.17	25 (62%)	53,58,58	2.40	20 (37%)
32	II0	b	617	-	39,43,43	6.77	22 (56%)	50,60,60	2.41	20 (40%)
25	CLA	b	603	-	65,73,73	1.46	7 (10%)	76,113,113	1.58	11 (14%)
25	CLA	B	822	37	65,73,73	1.52	7 (10%)	76,113,113	1.65	13 (17%)
25	CLA	B	818	37	65,73,73	1.51	8 (12%)	76,113,113	1.36	7 (9%)
25	CLA	B	828	-	49,57,73	1.74	7 (14%)	55,93,113	1.75	7 (12%)
25	CLA	b	602	15	55,63,73	1.63	8 (14%)	64,101,113	1.62	10 (15%)
25	CLA	Q	302	37	65,73,73	1.47	7 (10%)	76,113,113	1.33	7 (9%)
25	CLA	d	301	21	50,58,73	1.66	6 (12%)	58,95,113	1.62	8 (13%)
25	CLA	i	304	-	51,59,73	1.62	6 (11%)	59,96,113	1.56	6 (10%)
27	LHG	A	845	-	47,47,48	0.94	2 (4%)	50,53,54	1.07	4 (8%)
25	CLA	B	830	37	65,73,73	1.53	6 (9%)	76,113,113	1.47	10 (13%)
25	CLA	d	308	21	41,49,73	1.82	6 (14%)	47,84,113	1.66	9 (19%)
25	CLA	l	305	-	51,59,73	1.63	6 (11%)	59,96,113	1.68	9 (15%)
25	CLA	a	306	37	65,73,73	1.48	7 (10%)	76,113,113	1.44	8 (10%)
25	CLA	L	203	-	65,73,73	1.51	9 (13%)	76,113,113	1.39	10 (13%)
25	CLA	J	103	8	42,50,73	1.83	8 (19%)	48,85,113	1.61	8 (16%)
25	CLA	F	202	6	52,60,73	1.64	7 (13%)	60,97,113	1.62	8 (13%)
25	CLA	i	305	20	65,73,73	1.51	6 (9%)	76,113,113	1.55	11 (14%)
25	CLA	A	805	1	65,73,73	1.46	8 (12%)	76,113,113	1.56	10 (13%)
28	WVN	A	847	-	40,41,41	1.90	15 (37%)	50,56,56	2.09	16 (32%)
25	CLA	m	609	17	51,59,73	1.69	8 (15%)	59,96,113	1.52	9 (15%)
25	CLA	b	612	27	51,59,73	1.68	8 (15%)	59,96,113	1.61	10 (16%)

Mol	Type	Chain	Res	Link	Bond lengths			Bond angles		
					Counts	RMSZ	# Z > 2	Counts	RMSZ	# Z > 2
25	CLA	A	840	1	65,73,73	1.55	6 (9%)	76,113,113	1.49	9 (11%)
35	IHT	b	616	-	40,42,42	6.22	26 (65%)	53,58,58	2.87	16 (30%)
27	LHG	d	317	25	36,36,48	1.10	2 (5%)	39,42,54	1.00	2 (5%)
32	II0	d	313	-	39,43,43	6.76	22 (56%)	50,60,60	2.20	20 (40%)
25	CLA	A	834	-	51,59,73	1.64	8 (15%)	59,96,113	1.66	11 (18%)
32	II0	m	614	-	39,43,43	6.75	22 (56%)	50,60,60	1.96	14 (28%)
25	CLA	A	821	-	49,57,73	1.68	6 (12%)	55,93,113	1.63	7 (12%)
25	CLA	a	307	14	45,53,73	1.78	6 (13%)	52,89,113	1.68	9 (17%)
25	CLA	A	856	27	41,49,73	1.92	9 (21%)	47,84,113	2.21	11 (23%)
25	CLA	b	609	-	51,59,73	1.63	7 (13%)	59,96,113	1.75	9 (15%)
25	CLA	a	305	-	51,59,73	1.65	7 (13%)	59,96,113	1.66	8 (13%)
33	LMG	b	620	-	49,49,55	0.94	2 (4%)	57,57,63	1.20	4 (7%)
26	PQN	B	842	-	34,34,34	1.84	5 (14%)	42,45,45	1.32	9 (21%)
32	II0	c	613	-	39,43,43	6.78	21 (53%)	50,60,60	2.06	17 (34%)
25	CLA	B	812	-	65,73,73	1.48	9 (13%)	76,113,113	1.51	13 (17%)
34	KC2	l	311	18	48,53,53	3.05	22 (45%)	54,89,89	4.73	35 (64%)
25	CLA	c	611	-	45,53,73	1.79	7 (15%)	52,89,113	1.72	8 (15%)
25	CLA	A	802	-	65,73,73	1.51	7 (10%)	76,113,113	1.79	12 (15%)
25	CLA	h	301	37	65,73,73	1.52	10 (15%)	76,113,113	1.43	11 (14%)
25	CLA	B	820	-	55,63,73	1.65	10 (18%)	64,101,113	1.37	8 (12%)
32	II0	i	315	-	39,43,43	6.72	21 (53%)	50,60,60	2.45	19 (38%)
25	CLA	F	201	37	65,73,73	1.47	8 (12%)	76,113,113	1.57	11 (14%)
25	CLA	m	610	27	55,63,73	1.56	6 (10%)	64,101,113	1.56	9 (14%)
25	CLA	j	603	-	51,59,73	1.66	6 (11%)	59,96,113	1.67	7 (11%)
34	KC2	i	310	20	48,53,53	3.03	21 (43%)	54,89,89	4.70	36 (66%)
32	II0	d	315	-	39,43,43	6.98	22 (56%)	50,60,60	2.33	19 (38%)
25	CLA	l	306	18	65,73,73	1.49	7 (10%)	76,113,113	1.49	10 (13%)
30	SF4	C	102	3	0,12,12	-	-	-	-	-
25	CLA	d	305	21	51,59,73	1.85	9 (17%)	59,96,113	1.41	9 (15%)
25	CLA	k	604	-	65,73,73	1.48	7 (10%)	76,113,113	1.49	9 (11%)
25	CLA	B	804	-	65,73,73	1.45	8 (12%)	76,113,113	1.84	17 (22%)
25	CLA	c	601	13	51,59,73	1.66	6 (11%)	59,96,113	1.50	8 (13%)
25	CLA	l	303	18	47,55,73	1.74	7 (14%)	54,91,113	1.48	7 (12%)
25	CLA	B	833	-	65,73,73	1.49	8 (12%)	76,113,113	1.55	11 (14%)
28	WVN	L	205	-	40,41,41	1.90	14 (35%)	50,56,56	1.99	13 (26%)

Mol	Type	Chain	Res	Link	Bond lengths			Bond angles		
					Counts	RMSZ	# Z > 2	Counts	RMSZ	# Z > 2
25	CLA	A	824	37	65,73,73	1.48	7 (10%)	76,113,113	1.47	9 (11%)
27	LHG	B	801	-	37,37,48	1.01	2 (5%)	40,43,54	1.09	3 (7%)
25	CLA	B	824	-	65,73,73	1.49	7 (10%)	76,113,113	1.63	12 (15%)
27	LHG	j	617	25	29,29,48	1.21	2 (6%)	32,35,54	1.29	3 (9%)
25	CLA	A	835	-	65,73,73	1.48	8 (12%)	76,113,113	1.34	10 (13%)
25	CLA	k	606	19	51,59,73	1.69	7 (13%)	59,96,113	1.40	9 (15%)
25	CLA	K	101	37	51,59,73	1.68	7 (13%)	59,96,113	1.67	11 (18%)
28	WVN	A	848	-	40,41,41	1.89	13 (32%)	50,56,56	3.02	16 (32%)
28	WVN	L	201	-	40,41,41	1.93	14 (35%)	50,56,56	2.51	17 (34%)
30	SF4	B	802	-	0,12,12	-	-	-	-	-
25	CLA	A	814	-	50,58,73	1.67	7 (14%)	58,95,113	1.64	9 (15%)
25	CLA	j	612	-	65,73,73	1.49	7 (10%)	76,113,113	1.38	6 (7%)
28	WVN	A	849	-	40,41,41	1.89	14 (35%)	50,56,56	2.10	20 (40%)
34	KC2	j	610	17	48,53,53	3.13	22 (45%)	54,89,89	4.72	32 (59%)
25	CLA	n	304	-	51,59,73	1.75	11 (21%)	59,96,113	1.79	16 (27%)
25	CLA	k	602	19	50,58,73	1.68	7 (14%)	58,95,113	1.83	12 (20%)
25	CLA	a	309	14	65,73,73	1.41	8 (12%)	76,113,113	1.74	9 (11%)
32	II0	i	317	-	39,43,43	6.83	22 (56%)	50,60,60	2.24	18 (36%)
30	SF4	C	101	3	0,12,12	-	-	-	-	-
32	II0	i	320	-	39,43,43	6.70	21 (53%)	50,60,60	2.29	16 (32%)
28	WVN	l	315	-	40,41,41	1.86	14 (35%)	50,56,56	2.39	20 (40%)
25	CLA	A	827	-	62,70,73	1.50	7 (11%)	72,109,113	1.61	10 (13%)
28	WVN	F	204	-	40,41,41	1.92	15 (37%)	50,56,56	2.98	18 (36%)
32	II0	b	614	-	39,43,43	6.82	24 (61%)	50,60,60	2.06	16 (32%)
32	II0	a	315	-	39,43,43	6.59	22 (56%)	50,60,60	2.22	22 (44%)
25	CLA	n	311	37	65,73,73	1.52	6 (9%)	76,113,113	1.40	7 (9%)
25	CLA	c	604	13	65,73,73	1.50	10 (15%)	76,113,113	1.55	10 (13%)
29	LMT	A	852	-	36,36,36	0.39	0	47,47,47	0.91	2 (4%)
25	CLA	i	311	-	51,59,73	1.69	6 (11%)	59,96,113	1.52	7 (11%)
25	CLA	k	609	19	65,73,73	1.55	7 (10%)	76,113,113	1.40	12 (15%)
27	LHG	n	320	-	42,42,48	1.01	2 (4%)	45,48,54	1.17	3 (6%)
32	II0	l	313	-	39,43,43	6.78	23 (58%)	50,60,60	1.90	13 (26%)
28	WVN	K	103	-	40,41,41	1.92	14 (35%)	50,56,56	1.79	13 (26%)
29	LMT	a	302	-	24,24,36	1.16	3 (12%)	29,29,47	0.99	2 (6%)
25	CLA	k	605	19	45,53,73	1.77	7 (15%)	52,89,113	1.91	13 (25%)

Mol	Type	Chain	Res	Link	Bond lengths			Bond angles		
					Counts	RMSZ	# Z > 2	Counts	RMSZ	# Z > 2
25	CLA	m	606	-	65,73,73	1.53	7 (10%)	76,113,113	1.37	9 (11%)
35	IHT	m	616	-	40,42,42	6.14	25 (62%)	53,58,58	2.34	16 (30%)
25	CLA	d	302	-	51,59,73	1.57	7 (13%)	59,96,113	1.81	9 (15%)
25	CLA	A	820	37	65,73,73	1.50	8 (12%)	76,113,113	1.51	9 (11%)
25	CLA	j	606	-	51,59,73	1.65	7 (13%)	59,96,113	1.72	8 (13%)
34	KC2	d	311	-	48,53,53	3.14	22 (45%)	54,89,89	4.34	32 (59%)
25	CLA	c	607	13	46,54,73	1.71	6 (13%)	53,90,113	1.61	9 (16%)
25	CLA	B	811	-	55,63,73	1.63	7 (12%)	64,101,113	1.59	9 (14%)
28	WVN	A	851	-	40,41,41	1.87	13 (32%)	50,56,56	2.27	14 (28%)
25	CLA	j	602	17	50,58,73	1.70	7 (14%)	58,95,113	1.69	7 (12%)
28	WVN	l	301	-	40,41,41	1.85	14 (35%)	50,56,56	2.17	19 (38%)
28	WVN	B	848	-	40,41,41	1.86	13 (32%)	50,56,56	2.56	15 (30%)
32	II0	k	615	-	39,43,43	6.74	22 (56%)	50,60,60	2.04	13 (26%)
29	LMT	a	320	-	36,36,36	0.36	0	47,47,47	1.18	5 (10%)
31	DGD	B	843	-	61,61,67	0.87	2 (3%)	75,75,81	1.18	5 (6%)
32	II0	i	313	-	39,43,43	6.70	22 (56%)	50,60,60	2.38	16 (32%)
32	II0	i	314	-	39,43,43	6.79	23 (58%)	50,60,60	2.04	17 (34%)
25	CLA	l	307	18	65,73,73	1.52	9 (13%)	76,113,113	1.78	14 (18%)
32	II0	l	316	-	39,43,43	6.67	22 (56%)	50,60,60	2.20	13 (26%)
25	CLA	n	303	23	50,58,73	1.72	9 (18%)	58,95,113	1.50	8 (13%)
25	CLA	a	308	14	65,73,73	1.51	7 (10%)	76,113,113	1.44	10 (13%)
27	LHG	J	107	-	30,30,48	1.14	2 (6%)	33,36,54	1.18	4 (12%)
25	CLA	B	834	-	47,55,73	1.73	7 (14%)	54,91,113	1.58	9 (16%)
32	II0	n	316	-	39,43,43	6.69	22 (56%)	50,60,60	2.13	15 (30%)
25	CLA	b	610	15	65,73,73	1.49	7 (10%)	76,113,113	1.36	8 (10%)
28	WVN	B	847	-	40,41,41	1.85	13 (32%)	50,56,56	2.40	16 (32%)
25	CLA	A	818	-	65,73,73	1.54	8 (12%)	76,113,113	1.80	17 (22%)
25	CLA	L	204	-	50,58,73	1.68	7 (14%)	58,95,113	1.61	10 (17%)
25	CLA	B	816	-	59,67,73	1.59	10 (16%)	68,105,113	1.46	8 (11%)
28	WVN	J	102	-	40,41,41	1.84	14 (35%)	50,56,56	2.17	17 (34%)
25	CLA	j	605	17	45,53,73	1.80	6 (13%)	52,89,113	1.89	9 (17%)
32	II0	a	318	-	39,43,43	6.94	22 (56%)	50,60,60	2.61	17 (34%)
25	CLA	k	608	19	65,73,73	1.54	8 (12%)	76,113,113	1.31	9 (11%)
25	CLA	B	803	-	65,73,73	1.45	8 (12%)	76,113,113	1.42	10 (13%)
25	CLA	b	611	-	65,73,73	1.48	5 (7%)	76,113,113	1.41	9 (11%)

Mol	Type	Chain	Res	Link	Bond lengths			Bond angles		
					Counts	RMSZ	# Z > 2	Counts	RMSZ	# Z > 2
25	CLA	k	603	-	51,59,73	1.62	6 (11%)	59,96,113	1.69	10 (16%)
25	CLA	A	854	-	65,73,73	1.45	7 (10%)	76,113,113	1.57	9 (11%)
25	CLA	m	612	37	51,59,73	1.68	7 (13%)	59,96,113	1.66	13 (22%)
34	KC2	k	611	19	48,53,53	3.10	21 (43%)	54,89,89	4.60	34 (62%)
25	CLA	m	601	17	42,50,73	1.81	7 (16%)	48,85,113	1.60	8 (16%)
25	CLA	n	302	23	45,53,73	1.79	6 (13%)	52,89,113	1.51	7 (13%)
25	CLA	s	209	-	51,59,73	1.62	6 (11%)	59,96,113	1.65	10 (16%)
25	CLA	A	837	-	65,73,73	1.47	7 (10%)	76,113,113	1.44	9 (11%)
25	CLA	s	206	-	65,73,73	1.46	7 (10%)	76,113,113	1.68	12 (15%)
25	CLA	b	608	27	65,73,73	1.49	7 (10%)	76,113,113	1.42	10 (13%)
25	CLA	l	310	27	61,69,73	1.54	7 (11%)	71,108,113	1.51	8 (11%)
25	CLA	B	819	-	46,54,73	1.75	6 (13%)	53,90,113	1.56	8 (15%)
25	CLA	h	308	16	51,59,73	1.67	7 (13%)	59,96,113	1.57	11 (18%)
32	II0	d	314	-	39,43,43	6.89	21 (53%)	50,60,60	2.34	15 (30%)
25	CLA	B	810	-	54,62,73	1.70	7 (12%)	67,100,113	1.40	11 (16%)
25	CLA	A	808	1	65,73,73	1.47	8 (12%)	76,113,113	1.50	11 (14%)
28	WVN	B	844	-	40,41,41	1.90	14 (35%)	50,56,56	2.22	16 (32%)
28	WVN	M	101	-	40,41,41	1.91	14 (35%)	50,56,56	1.96	13 (26%)
32	II0	n	317	-	39,43,43	6.76	22 (56%)	50,60,60	2.40	18 (36%)
25	CLA	A	822	-	51,59,73	1.69	7 (13%)	59,96,113	1.46	9 (15%)
25	CLA	h	313	37	65,73,73	1.40	7 (10%)	76,113,113	1.44	8 (10%)
25	CLA	A	826	-	65,73,73	1.43	7 (10%)	76,113,113	1.65	9 (11%)
25	CLA	B	813	-	60,68,73	1.53	7 (11%)	70,107,113	1.49	8 (11%)
25	CLA	l	308	18	65,73,73	1.49	6 (9%)	76,113,113	1.62	10 (13%)
25	CLA	A	811	-	54,62,73	1.63	7 (12%)	62,99,113	1.52	9 (14%)
25	CLA	A	815	37	45,53,73	1.80	6 (13%)	52,89,113	1.74	8 (15%)
34	KC2	s	204	-	48,53,53	3.07	22 (45%)	54,89,89	4.55	33 (61%)
25	CLA	j	601	17	51,59,73	1.68	6 (11%)	59,96,113	1.46	8 (13%)
32	II0	h	310	-	26,28,43	5.96	12 (46%)	31,37,60	2.37	13 (41%)
33	LMG	n	321	-	55,55,55	0.89	2 (3%)	63,63,63	1.00	1 (1%)
25	CLA	a	312	-	65,73,73	1.55	9 (13%)	76,113,113	1.75	8 (10%)
28	WVN	B	849	-	40,41,41	1.88	14 (35%)	50,56,56	1.98	14 (28%)
25	CLA	A	812	-	65,73,73	1.49	8 (12%)	76,113,113	1.54	8 (10%)
25	CLA	j	608	17	51,59,73	1.66	7 (13%)	59,96,113	1.61	11 (18%)
27	LHG	l	317	25	31,31,48	1.16	2 (6%)	34,37,54	1.20	3 (8%)

Mol	Type	Chain	Res	Link	Bond lengths			Bond angles		
					Counts	RMSZ	# Z > 2	Counts	RMSZ	# Z > 2
25	CLA	A	819	-	45,53,73	1.81	8 (17%)	52,89,113	1.78	11 (21%)
25	CLA	A	836	-	65,73,73	1.48	6 (9%)	76,113,113	1.54	9 (11%)
25	CLA	j	609	27	61,69,73	1.54	6 (9%)	71,108,113	1.43	8 (11%)
25	CLA	A	853	-	65,73,73	1.55	10 (15%)	76,113,113	1.47	11 (14%)
25	CLA	A	843	-	65,73,73	1.44	8 (12%)	76,113,113	1.67	10 (13%)
25	CLA	b	604	15	65,73,73	1.49	7 (10%)	76,113,113	1.55	9 (11%)
25	CLA	i	306	-	51,59,73	1.70	6 (11%)	59,96,113	1.45	10 (16%)
28	WVN	B	846	-	40,41,41	1.91	14 (35%)	50,56,56	2.11	16 (32%)
34	KC2	k	613	34	48,53,53	3.18	21 (43%)	54,89,89	4.38	32 (59%)
25	CLA	j	611	-	51,59,73	1.70	7 (13%)	59,96,113	1.58	8 (13%)
25	CLA	A	813	-	45,53,73	1.83	9 (20%)	52,89,113	1.64	8 (15%)
25	CLA	Q	303	24	45,53,73	1.76	8 (17%)	52,89,113	1.72	8 (15%)
32	II0	J	104	-	39,43,43	6.61	21 (53%)	50,60,60	2.35	16 (32%)
32	II0	c	615	-	39,43,43	6.78	21 (53%)	50,60,60	2.42	23 (46%)
29	LMT	b	618	-	24,24,36	1.05	2 (8%)	29,29,47	0.94	0
28	WVN	i	316	-	40,41,41	1.85	13 (32%)	50,56,56	2.16	17 (34%)
25	CLA	B	829	-	50,58,73	1.70	8 (16%)	58,95,113	1.53	9 (15%)
25	CLA	i	302	20	51,59,73	1.67	9 (17%)	59,96,113	1.44	10 (16%)
28	WVN	L	206	-	40,41,41	1.90	15 (37%)	50,56,56	2.59	19 (38%)
25	CLA	d	304	21	51,59,73	1.70	6 (11%)	59,96,113	1.61	7 (11%)
35	IHT	a	317	-	40,42,42	6.20	25 (62%)	53,58,58	2.09	15 (28%)
25	CLA	i	307	20	61,69,73	1.50	7 (11%)	71,108,113	1.58	10 (14%)
25	CLA	m	613	-	43,51,73	1.80	6 (13%)	49,86,113	1.89	14 (28%)
25	CLA	L	202	9	49,57,73	1.68	6 (12%)	55,93,113	1.61	8 (14%)
25	CLA	B	832	-	58,66,73	1.54	8 (13%)	67,104,113	1.56	8 (11%)
25	CLA	b	607	15	65,73,73	1.43	7 (10%)	76,113,113	1.42	7 (9%)
25	CLA	B	838	-	57,65,73	1.57	6 (10%)	66,103,113	1.48	9 (13%)
25	CLA	m	604	17	65,73,73	1.48	6 (9%)	76,113,113	1.54	9 (11%)
32	II0	l	314	-	39,43,43	6.80	21 (53%)	50,60,60	2.95	17 (34%)
25	CLA	n	306	23	51,59,73	1.72	7 (13%)	59,96,113	1.74	12 (20%)
28	WVN	J	101	-	40,41,41	1.84	14 (35%)	50,56,56	2.11	18 (36%)
34	KC2	c	610	-	48,53,53	3.01	20 (41%)	54,89,89	4.52	32 (59%)
25	CLA	n	310	23	65,73,73	1.50	7 (10%)	76,113,113	1.52	13 (17%)
25	CLA	A	807	1	65,73,73	1.45	9 (13%)	76,113,113	1.53	9 (11%)
25	CLA	a	313	-	48,56,73	1.71	7 (14%)	55,92,113	1.43	7 (12%)

Mol	Type	Chain	Res	Link	Bond lengths			Bond angles		
					Counts	RMSZ	# Z > 2	Counts	RMSZ	# Z > 2
32	II0	k	619	-	39,43,43	6.77	21 (53%)	50,60,60	2.48	20 (40%)
28	WVN	B	845	-	40,41,41	1.91	14 (35%)	50,56,56	2.21	15 (30%)
25	CLA	m	602	17	56,64,73	1.79	10 (17%)	65,102,113	1.44	13 (20%)
25	CLA	i	308	20	51,59,73	1.70	7 (13%)	59,96,113	1.38	7 (11%)
28	WVN	A	850	-	40,41,41	1.93	15 (37%)	50,56,56	2.52	22 (44%)
25	CLA	A	842	37	65,73,73	1.51	8 (12%)	76,113,113	1.45	10 (13%)
32	II0	n	301	-	39,43,43	6.69	20 (51%)	50,60,60	2.33	18 (36%)
25	CLA	A	839	37	65,73,73	1.50	8 (12%)	76,113,113	1.48	11 (14%)
25	CLA	B	839	-	65,73,73	1.53	8 (12%)	76,113,113	1.41	8 (10%)
32	II0	m	615	-	39,43,43	6.57	22 (56%)	50,60,60	2.32	22 (44%)
25	CLA	d	309	27	41,49,73	1.85	6 (14%)	47,84,113	1.71	7 (14%)
34	KC2	k	612	34	48,53,53	3.06	20 (41%)	54,89,89	4.68	38 (70%)
25	CLA	m	607	-	51,59,73	1.84	11 (21%)	59,96,113	1.85	14 (23%)
33	LMG	Q	301	-	38,38,55	1.07	2 (5%)	46,46,63	1.16	3 (6%)
28	WVN	F	203	-	40,41,41	2.01	13 (32%)	50,56,56	2.69	22 (44%)
25	CLA	A	810	-	62,70,73	1.50	9 (14%)	72,109,113	1.37	10 (13%)
25	CLA	A	832	-	65,73,73	1.49	9 (13%)	76,113,113	1.56	12 (15%)
27	LHG	a	301	25	48,48,48	0.95	3 (6%)	51,54,54	1.19	5 (9%)
25	CLA	B	835	37	65,73,73	1.52	9 (13%)	76,113,113	1.43	10 (13%)
25	CLA	A	806	-	65,73,73	1.48	6 (9%)	76,113,113	1.41	9 (11%)
25	CLA	B	806	-	65,73,73	1.49	7 (10%)	76,113,113	1.41	8 (10%)
25	CLA	m	608	17	65,73,73	1.57	9 (13%)	76,113,113	1.34	11 (14%)
26	PQN	A	844	-	34,34,34	1.85	5 (14%)	42,45,45	1.39	7 (16%)
32	II0	m	618	-	39,43,43	6.48	22 (56%)	50,60,60	2.60	25 (50%)
28	WVN	I	101	-	40,41,41	1.82	14 (35%)	50,56,56	2.06	16 (32%)
25	CLA	c	606	-	52,60,73	1.78	10 (19%)	60,97,113	1.66	11 (18%)
27	LHG	L	207	-	48,48,48	0.92	2 (4%)	51,54,54	1.06	3 (5%)
25	CLA	d	307	-	46,54,73	1.78	7 (15%)	53,90,113	1.45	7 (13%)
25	CLA	n	309	23	51,59,73	1.70	7 (13%)	59,96,113	1.74	10 (16%)
28	WVN	h	309	-	40,41,41	1.88	14 (35%)	50,56,56	2.23	17 (34%)
25	CLA	B	840	-	65,73,73	1.46	6 (9%)	76,113,113	1.56	9 (11%)
25	CLA	a	311	14	65,73,73	1.45	7 (10%)	76,113,113	1.52	13 (17%)
28	WVN	R	201	-	40,41,41	1.89	14 (35%)	50,56,56	2.45	16 (32%)
25	CLA	h	307	16	57,65,73	1.59	6 (10%)	66,103,113	1.32	9 (13%)
32	II0	j	614	-	39,43,43	6.64	22 (56%)	50,60,60	2.26	20 (40%)

Mol	Type	Chain	Res	Link	Bond lengths			Bond angles		
					Counts	RMSZ	# Z > 2	Counts	RMSZ	# Z > 2
33	LMG	c	619	-	55,55,55	0.98	3 (5%)	63,63,63	1.69	14 (22%)
25	CLA	A	829	-	65,73,73	1.54	9 (13%)	76,113,113	1.41	7 (9%)
25	CLA	B	809	2	65,73,73	1.56	10 (15%)	76,113,113	1.47	7 (9%)
25	CLA	n	308	-	65,73,73	1.46	9 (13%)	76,113,113	1.65	12 (15%)
32	II0	k	617	-	39,43,43	6.81	21 (53%)	50,60,60	2.49	20 (40%)
34	KC2	n	313	-	48,53,53	3.11	21 (43%)	54,89,89	4.48	33 (61%)
25	CLA	A	838	27	52,60,73	1.62	7 (13%)	60,97,113	1.56	8 (13%)
32	II0	b	613	-	39,43,43	6.66	22 (56%)	50,60,60	2.26	17 (34%)
25	CLA	b	605	37,25	65,73,73	1.52	11 (16%)	76,113,113	1.49	14 (18%)
25	CLA	k	601	19	51,59,73	1.74	7 (13%)	59,96,113	1.54	8 (13%)
25	CLA	h	302	16	50,58,73	1.71	7 (14%)	58,95,113	1.59	10 (17%)
25	CLA	B	837	-	65,73,73	1.49	6 (9%)	76,113,113	1.30	7 (9%)
25	CLA	a	303	14	52,60,73	1.62	8 (15%)	60,97,113	1.69	9 (15%)
32	II0	k	616	-	39,43,43	6.63	21 (53%)	50,60,60	2.52	23 (46%)
25	CLA	s	202	12	65,73,73	1.49	7 (10%)	76,113,113	1.68	17 (22%)
32	II0	c	614	-	39,43,43	6.62	21 (53%)	50,60,60	2.32	17 (34%)
35	IHT	c	616	-	40,42,42	6.10	25 (62%)	53,58,58	2.40	18 (33%)
25	CLA	B	808	-	65,73,73	1.49	10 (15%)	76,113,113	1.47	9 (11%)
25	CLA	B	815	-	55,63,73	1.60	5 (9%)	64,101,113	1.56	8 (12%)
33	LMG	J	105	-	55,55,55	0.87	3 (5%)	63,63,63	0.94	3 (4%)
25	CLA	c	605	13	51,59,73	1.74	11 (21%)	59,96,113	1.48	8 (13%)
25	CLA	A	841	-	65,73,73	1.52	7 (10%)	76,113,113	1.40	9 (11%)
25	CLA	A	825	37	65,73,73	1.51	6 (9%)	76,113,113	1.40	9 (11%)
25	CLA	i	303	20	50,58,73	1.66	7 (14%)	58,95,113	1.70	9 (15%)
33	LMG	s	208	-	48,48,55	0.96	2 (4%)	56,56,63	1.28	5 (8%)
32	II0	a	314	-	39,43,43	6.62	24 (61%)	50,60,60	1.98	18 (36%)
25	CLA	h	305	16	51,59,73	1.65	6 (11%)	59,96,113	1.52	8 (13%)
25	CLA	n	307	23	51,59,73	1.71	8 (15%)	59,96,113	1.48	9 (15%)
25	CLA	b	601	15	51,59,73	1.62	7 (13%)	59,96,113	1.61	8 (13%)
35	IHT	k	618	-	40,42,42	6.19	25 (62%)	53,58,58	2.28	16 (30%)
25	CLA	B	836	-	65,73,73	1.47	9 (13%)	76,113,113	1.64	10 (13%)
34	KC2	d	310	21	48,53,53	3.16	21 (43%)	54,89,89	4.53	31 (57%)
25	CLA	A	855	37	65,73,73	1.56	8 (12%)	76,113,113	1.36	11 (14%)
27	LHG	c	618	25	36,36,48	1.08	2 (5%)	39,42,54	1.21	4 (10%)
25	CLA	A	817	-	65,73,73	1.53	8 (12%)	76,113,113	1.56	10 (13%)

Mol	Type	Chain	Res	Link	Bond lengths			Bond angles		
					Counts	RMSZ	# Z > 2	Counts	RMSZ	# Z > 2
28	WVN	s	207	-	40,41,41	1.90	14 (35%)	50,56,56	2.30	13 (26%)
36	LMU	i	301	-	36,36,36	1.19	3 (8%)	47,47,47	1.22	4 (8%)
25	CLA	A	801	-	65,73,73	1.47	7 (10%)	76,113,113	1.42	10 (13%)
34	KC2	m	611	17	48,53,53	3.10	21 (43%)	54,89,89	4.72	32 (59%)
25	CLA	A	823	-	55,63,73	1.63	7 (12%)	64,101,113	1.47	9 (14%)

In the following table, the Chirals column lists the number of chiral outliers, the number of chiral centers analysed, the number of these observed in the model and the number defined in the Chemical Component Dictionary. Similar counts are reported in the Torsion and Rings columns. '-' means no outliers of that kind were identified.

Mol	Type	Chain	Res	Link	Chirals	Torsions	Rings
25	CLA	B	805	-	1/1/15/20	9/37/115/115	-
27	LHG	A	846	25	-	7/31/31/53	-
25	CLA	B	814	-	1/1/13/20	15/30/108/115	-
32	II0	j	613	-	-	7/21/67/67	0/2/2/2
27	LHG	m	617	25	-	19/41/41/53	-
25	CLA	A	828	-	-	6/37/115/115	-
25	CLA	d	303	-	1/1/15/20	18/37/115/115	-
25	CLA	a	304	14	1/1/12/20	3/19/97/115	-
25	CLA	c	608	13	1/1/15/20	14/37/115/115	-
25	CLA	c	612	-	1/1/15/20	14/37/115/115	-
25	CLA	h	306	16	1/1/15/20	17/37/115/115	-
32	II0	c	617	-	-	4/21/67/67	0/2/2/2
25	CLA	c	603	-	1/1/12/20	9/21/99/115	-
25	CLA	A	816	-	-	18/37/115/115	-
25	CLA	c	609	27	1/1/11/20	8/13/91/115	-
25	CLA	m	603	-	1/1/15/20	21/37/115/115	-
34	KC2	n	312	23	-	4/15/71/71	-
25	CLA	c	602	13	1/1/12/20	9/19/97/115	-
25	CLA	A	830	-	-	6/19/97/115	-
25	CLA	B	817	-	1/1/13/20	10/28/106/115	-
25	CLA	l	312	18	1/1/15/20	11/37/115/115	-
25	CLA	B	807	-	1/1/15/20	14/37/115/115	-
32	II0	n	319	-	-	6/21/67/67	0/2/2/2
32	II0	h	311	-	-	8/21/67/67	0/2/2/2

Continued on next page...

Continued from previous page...

Mol	Type	Chain	Res	Link	Chirals	Torsions	Rings
25	CLA	d	306	-	1/1/12/20	10/21/99/115	-
32	II0	j	615	-	-	9/21/67/67	0/2/2/2
25	CLA	m	605	17	-	5/10/88/115	-
25	CLA	b	606	15	1/1/14/20	11/33/111/115	-
32	II0	n	315	-	-	1/21/67/67	0/2/2/2
28	WVN	s	205	-	-	4/29/63/63	0/2/2/2
25	CLA	h	303	16	1/1/12/20	7/19/97/115	-
25	CLA	k	607	-	1/1/12/20	9/21/99/115	-
25	CLA	R	202	-	1/1/12/20	10/21/99/115	-
32	II0	a	316	-	-	2/21/67/67	0/2/2/2
34	KC2	i	319	-	-	6/15/71/71	-
25	CLA	l	304	18	1/1/15/20	16/37/115/115	-
25	CLA	A	804	-	1/1/15/20	15/37/115/115	-
25	CLA	A	833	-	1/1/12/20	5/19/97/115	-
25	CLA	A	809	-	-	10/27/105/115	-
25	CLA	B	826	-	1/1/15/20	15/37/115/115	-
25	CLA	j	607	17	1/1/11/20	5/13/91/115	-
27	LHG	c	620	25	-	25/41/41/53	-
25	CLA	i	312	-	1/1/12/20	7/21/99/115	-
27	LHG	i	318	25	-	13/41/41/53	-
25	CLA	n	305	23	1/1/14/20	10/31/109/115	-
25	CLA	a	310	27	1/1/11/20	9/17/95/115	-
25	CLA	B	850	-	1/1/12/20	5/21/99/115	-
25	CLA	B	825	-	1/1/15/20	14/37/115/115	-
25	CLA	i	309	27	1/1/11/20	4/15/93/115	-
35	IHT	n	318	-	-	9/25/65/65	0/2/2/2
25	CLA	B	821	-	-	9/23/101/115	-
35	IHT	R	203	-	-	4/25/65/65	0/2/2/2
25	CLA	l	309	18	1/1/12/20	5/21/99/115	-
25	CLA	B	831	37	-	2/13/91/115	-
34	KC2	s	201	12	-	9/15/71/71	-
25	CLA	B	841	27	1/1/15/20	13/37/115/115	-
25	CLA	s	203	12,25	-	15/37/115/115	-
25	CLA	A	803	-	-	8/25/103/115	-

Continued on next page...

Continued from previous page...

Mol	Type	Chain	Res	Link	Chirals	Torsions	Rings
32	II0	h	312	-	-	7/21/67/67	0/2/2/2
25	CLA	k	614	-	-	9/21/99/115	-
25	CLA	h	304	-	1/1/12/20	6/21/99/115	-
35	IHT	b	615	-	-	6/25/65/65	0/2/2/2
27	LHG	b	619	25	-	22/53/53/53	-
32	II0	l	302	-	-	8/21/67/67	0/2/2/2
32	II0	d	316	-	-	7/21/67/67	0/2/2/2
27	LHG	J	106	25	-	21/53/53/53	-
25	CLA	j	604	17	-	16/37/115/115	-
25	CLA	A	831	-	-	12/37/115/115	-
25	CLA	K	102	-	1/1/10/20	5/10/88/115	-
27	LHG	k	620	25	-	12/41/41/53	-
25	CLA	B	823	37	-	15/36/114/115	-
25	CLA	B	827	-	-	7/19/97/115	-
25	CLA	d	312	-	1/1/12/20	8/21/99/115	-
25	CLA	k	610	27	1/1/12/20	8/21/99/115	-
25	CLA	n	314	-	-	9/21/99/115	-
27	LHG	a	319	25	-	15/53/53/53	-
35	IHT	j	616	-	-	7/25/65/65	0/2/2/2
32	II0	b	617	-	-	0/21/67/67	0/2/2/2
25	CLA	b	603	-	1/1/15/20	8/37/115/115	-
25	CLA	B	822	37	1/1/15/20	17/37/115/115	-
25	CLA	B	818	37	1/1/15/20	19/37/115/115	-
25	CLA	B	828	-	-	5/18/96/115	-
25	CLA	b	602	15	1/1/13/20	11/25/103/115	-
25	CLA	Q	302	37	1/1/15/20	13/37/115/115	-
25	CLA	d	301	21	1/1/12/20	2/19/97/115	-
25	CLA	i	304	-	1/1/12/20	4/21/99/115	-
27	LHG	A	845	-	-	22/52/52/53	-
25	CLA	B	830	37	-	18/37/115/115	-
25	CLA	d	308	21	1/1/10/20	3/8/86/115	-
25	CLA	l	305	-	1/1/12/20	4/21/99/115	-
25	CLA	a	306	37	1/1/15/20	15/37/115/115	-
25	CLA	L	203	-	-	14/37/115/115	-

Continued on next page...

Continued from previous page...

Mol	Type	Chain	Res	Link	Chirals	Torsions	Rings
25	CLA	J	103	8	1/1/10/20	2/10/88/115	-
25	CLA	F	202	6	-	8/22/100/115	-
25	CLA	i	305	20	-	13/37/115/115	-
25	CLA	A	805	1	1/1/15/20	11/37/115/115	-
28	WVN	A	847	-	-	9/29/63/63	0/2/2/2
25	CLA	m	609	17	1/1/12/20	9/21/99/115	-
25	CLA	b	612	27	-	5/21/99/115	-
25	CLA	A	840	1	-	19/37/115/115	-
35	IHT	b	616	-	-	6/25/65/65	0/2/2/2
27	LHG	d	317	25	-	16/41/41/53	-
32	II0	d	313	-	-	7/21/67/67	0/2/2/2
25	CLA	A	834	-	1/1/12/20	7/21/99/115	-
32	II0	m	614	-	-	3/21/67/67	0/2/2/2
25	CLA	A	821	-	-	9/18/96/115	-
25	CLA	a	307	14	-	7/13/91/115	-
25	CLA	A	856	27	1/1/10/20	4/8/86/115	-
25	CLA	b	609	-	-	5/21/99/115	-
25	CLA	a	305	-	1/1/12/20	7/21/99/115	-
33	LMG	b	620	-	-	17/44/64/70	0/1/1/1
26	PQN	B	842	-	-	12/23/43/43	0/2/2/2
32	II0	c	613	-	-	4/21/67/67	0/2/2/2
25	CLA	B	812	-	1/1/15/20	21/37/115/115	-
34	KC2	l	311	18	-	10/15/71/71	-
25	CLA	c	611	-	-	10/13/91/115	-
25	CLA	A	802	-	1/1/15/20	12/37/115/115	-
25	CLA	h	301	37	-	12/37/115/115	-
25	CLA	B	820	-	-	10/25/103/115	-
32	II0	i	315	-	-	6/21/67/67	0/2/2/2
25	CLA	F	201	37	1/1/15/20	12/37/115/115	-
25	CLA	m	610	27	1/1/13/20	13/25/103/115	-
25	CLA	j	603	-	1/1/12/20	8/21/99/115	-
34	KC2	i	310	20	-	9/15/71/71	-
32	II0	d	315	-	-	6/21/67/67	0/2/2/2
25	CLA	l	306	18	-	20/37/115/115	-

Continued on next page...

Continued from previous page...

Mol	Type	Chain	Res	Link	Chirals	Torsions	Rings
30	SF4	C	102	3	-	-	0/6/5/5
25	CLA	d	305	21	1/1/12/20	5/21/99/115	-
25	CLA	k	604	-	-	17/37/115/115	-
25	CLA	B	804	-	1/1/15/20	14/37/115/115	-
25	CLA	c	601	13	1/1/12/20	10/21/99/115	-
25	CLA	l	303	18	1/1/11/20	7/16/94/115	-
25	CLA	B	833	-	1/1/15/20	16/37/115/115	-
28	WVN	L	205	-	-	6/29/63/63	0/2/2/2
25	CLA	A	824	37	1/1/15/20	11/37/115/115	-
27	LHG	B	801	-	-	27/42/42/53	-
25	CLA	B	824	-	1/1/15/20	13/37/115/115	-
27	LHG	j	617	25	-	5/34/34/53	-
25	CLA	A	835	-	1/1/15/20	17/37/115/115	-
25	CLA	k	606	19	-	10/21/99/115	-
25	CLA	K	101	37	1/1/12/20	7/21/99/115	-
28	WVN	A	848	-	-	12/29/63/63	0/2/2/2
28	WVN	L	201	-	-	9/29/63/63	0/2/2/2
30	SF4	B	802	-	-	-	0/6/5/5
25	CLA	A	814	-	-	9/19/97/115	-
25	CLA	j	612	-	1/1/15/20	11/37/115/115	-
28	WVN	A	849	-	-	8/29/63/63	0/2/2/2
34	KC2	j	610	17	-	7/15/71/71	-
25	CLA	n	304	-	1/1/12/20	8/21/99/115	-
25	CLA	k	602	19	1/1/12/20	8/19/97/115	-
25	CLA	a	309	14	1/1/15/20	8/37/115/115	-
32	II0	i	317	-	-	6/21/67/67	0/2/2/2
30	SF4	C	101	3	-	-	0/6/5/5
32	II0	i	320	-	-	6/21/67/67	0/2/2/2
28	WVN	l	315	-	-	9/29/63/63	0/2/2/2
28	WVN	F	204	-	-	11/29/63/63	0/2/2/2
32	II0	b	614	-	-	9/21/67/67	0/2/2/2
32	II0	a	315	-	-	3/21/67/67	0/2/2/2
25	CLA	n	311	37	-	16/37/115/115	-
25	CLA	c	604	13	1/1/15/20	19/37/115/115	-
29	LMT	A	852	-	-	13/21/61/61	0/2/2/2

Continued on next page...

Continued from previous page...

Mol	Type	Chain	Res	Link	Chirals	Torsions	Rings
25	CLA	i	311	-	1/1/12/20	11/21/99/115	-
25	CLA	k	609	19	1/1/15/20	16/37/115/115	-
27	LHG	n	320	-	-	16/47/47/53	-
32	II0	l	313	-	-	4/21/67/67	0/2/2/2
28	WVN	K	103	-	-	6/29/63/63	0/2/2/2
29	LMT	a	302	-	-	4/15/35/61	0/1/1/2
25	CLA	k	605	19	1/1/11/20	7/13/91/115	-
25	CLA	m	606	-	1/1/15/20	12/37/115/115	-
35	IHT	m	616	-	-	7/25/65/65	0/2/2/2
25	CLA	d	302	-	1/1/12/20	6/21/99/115	-
25	CLA	A	820	37	1/1/15/20	15/37/115/115	-
25	CLA	j	606	-	1/1/12/20	9/21/99/115	-
34	KC2	d	311	-	-	6/15/71/71	-
25	CLA	c	607	13	1/1/11/20	6/15/93/115	-
25	CLA	B	811	-	1/1/13/20	8/25/103/115	-
28	WVN	A	851	-	-	14/29/63/63	0/2/2/2
25	CLA	j	602	17	-	4/19/97/115	-
28	WVN	l	301	-	-	3/29/63/63	0/2/2/2
28	WVN	B	848	-	-	7/29/63/63	0/2/2/2
32	II0	k	615	-	-	6/21/67/67	0/2/2/2
29	LMT	a	320	-	-	9/21/61/61	0/2/2/2
31	DGD	B	843	-	-	5/49/89/95	0/2/2/2
32	II0	i	313	-	-	7/21/67/67	0/2/2/2
32	II0	i	314	-	-	6/21/67/67	0/2/2/2
25	CLA	l	307	18	1/1/15/20	17/37/115/115	-
32	II0	l	316	-	-	5/21/67/67	0/2/2/2
25	CLA	n	303	23	1/1/12/20	7/19/97/115	-
25	CLA	a	308	14	1/1/15/20	16/37/115/115	-
27	LHG	J	107	-	-	9/35/35/53	-
25	CLA	B	834	-	1/1/11/20	2/16/94/115	-
32	II0	n	316	-	-	3/21/67/67	0/2/2/2
25	CLA	b	610	15	1/1/15/20	19/37/115/115	-
28	WVN	B	847	-	-	10/29/63/63	0/2/2/2
25	CLA	A	818	-	1/1/15/20	22/37/115/115	-

Continued on next page...

Continued from previous page...

Mol	Type	Chain	Res	Link	Chirals	Torsions	Rings
25	CLA	L	204	-	-	8/19/97/115	-
25	CLA	B	816	-	1/1/13/20	10/30/108/115	-
28	WVN	J	102	-	-	8/29/63/63	0/2/2/2
25	CLA	j	605	17	1/1/11/20	9/13/91/115	-
32	II0	a	318	-	-	7/21/67/67	0/2/2/2
25	CLA	k	608	19	1/1/15/20	15/37/115/115	-
25	CLA	B	803	-	1/1/15/20	20/37/115/115	-
25	CLA	b	611	-	1/1/15/20	17/37/115/115	-
25	CLA	k	603	-	1/1/12/20	7/21/99/115	-
25	CLA	A	854	-	1/1/15/20	21/37/115/115	-
25	CLA	m	612	37	-	8/21/99/115	-
34	KC2	k	611	19	-	9/15/71/71	-
25	CLA	m	601	17	1/1/10/20	1/10/88/115	-
25	CLA	n	302	23	1/1/11/20	4/13/91/115	-
25	CLA	s	209	-	1/1/12/20	4/21/99/115	-
25	CLA	A	837	-	1/1/15/20	18/37/115/115	-
25	CLA	b	608	27	1/1/15/20	11/37/115/115	-
25	CLA	s	206	-	-	15/37/115/115	-
25	CLA	l	310	27	1/1/14/20	15/33/111/115	-
25	CLA	h	308	16	1/1/12/20	9/21/99/115	-
25	CLA	B	819	-	-	4/15/93/115	-
32	II0	d	314	-	-	3/21/67/67	0/2/2/2
25	CLA	B	810	-	1/1/13/20	4/25/101/115	-
25	CLA	A	808	1	1/1/15/20	13/37/115/115	-
28	WVN	B	844	-	-	6/29/63/63	0/2/2/2
28	WVN	M	101	-	-	9/29/63/63	0/2/2/2
32	II0	n	317	-	-	3/21/67/67	0/2/2/2
25	CLA	h	313	37	1/1/15/20	9/37/115/115	-
25	CLA	A	822	-	-	8/21/99/115	-
25	CLA	A	826	-	1/1/15/20	12/37/115/115	-
25	CLA	B	813	-	1/1/14/20	16/31/109/115	-
25	CLA	l	308	18	1/1/15/20	9/37/115/115	-
25	CLA	A	811	-	-	8/24/102/115	-
25	CLA	A	815	37	-	7/13/91/115	-

Continued on next page...

Continued from previous page...

Mol	Type	Chain	Res	Link	Chirals	Torsions	Rings
34	KC2	s	204	-	-	6/15/71/71	-
25	CLA	j	601	17	1/1/12/20	5/21/99/115	-
32	II0	h	310	-	-	2/17/40/67	0/1/1/2
33	LMG	n	321	-	-	9/50/70/70	0/1/1/1
25	CLA	a	312	-	-	20/37/115/115	-
28	WVN	B	849	-	-	12/29/63/63	0/2/2/2
25	CLA	A	812	-	1/1/15/20	24/37/115/115	-
25	CLA	j	608	17	1/1/12/20	0/21/99/115	-
27	LHG	l	317	25	-	14/36/36/53	-
25	CLA	A	819	-	-	6/13/91/115	-
25	CLA	j	609	27	1/1/14/20	14/33/111/115	-
25	CLA	A	836	-	-	16/37/115/115	-
25	CLA	A	853	-	1/1/15/20	11/37/115/115	-
25	CLA	A	843	-	1/1/15/20	22/37/115/115	-
25	CLA	i	306	-	1/1/12/20	9/21/99/115	-
25	CLA	b	604	15	-	15/37/115/115	-
28	WVN	B	846	-	-	6/29/63/63	0/2/2/2
34	KC2	k	613	34	-	13/15/71/71	-
25	CLA	j	611	-	1/1/12/20	9/21/99/115	-
25	CLA	A	813	-	-	7/13/91/115	-
25	CLA	Q	303	24	1/1/11/20	8/13/91/115	-
32	II0	J	104	-	-	7/21/67/67	0/2/2/2
32	II0	c	615	-	-	5/21/67/67	0/2/2/2
29	LMT	b	618	-	-	9/15/35/61	0/1/1/2
28	WVN	i	316	-	-	9/29/63/63	0/2/2/2
25	CLA	B	829	-	-	5/19/97/115	-
25	CLA	i	302	20	1/1/12/20	6/21/99/115	-
28	WVN	L	206	-	-	3/29/63/63	0/2/2/2
25	CLA	d	304	21	1/1/12/20	9/21/99/115	-
35	IHT	a	317	-	-	10/25/65/65	0/2/2/2
25	CLA	i	307	20	1/1/14/20	13/33/111/115	-
25	CLA	m	613	-	1/1/10/20	8/11/89/115	-
25	CLA	L	202	9	1/1/11/20	9/18/96/115	-
25	CLA	B	832	-	1/1/13/20	10/29/107/115	-

Continued on next page...

Continued from previous page...

Mol	Type	Chain	Res	Link	Chirals	Torsions	Rings
25	CLA	b	607	15	1/1/15/20	15/37/115/115	-
25	CLA	B	838	-	-	11/28/106/115	-
25	CLA	m	604	17	-	19/37/115/115	-
32	II0	l	314	-	-	7/21/67/67	0/2/2/2
25	CLA	n	306	23	1/1/12/20	8/21/99/115	-
28	WVN	J	101	-	-	8/29/63/63	0/2/2/2
34	KC2	c	610	-	-	7/15/71/71	-
25	CLA	n	310	23	1/1/15/20	16/37/115/115	-
25	CLA	A	807	1	1/1/15/20	14/37/115/115	-
25	CLA	a	313	-	1/1/11/20	8/17/95/115	-
32	II0	k	619	-	-	6/21/67/67	0/2/2/2
28	WVN	B	845	-	-	0/29/63/63	0/2/2/2
25	CLA	m	602	17	1/1/13/20	9/27/105/115	-
25	CLA	i	308	20	1/1/12/20	9/21/99/115	-
28	WVN	A	850	-	-	8/29/63/63	0/2/2/2
25	CLA	A	842	37	1/1/15/20	17/37/115/115	-
32	II0	n	301	-	-	4/21/67/67	0/2/2/2
25	CLA	A	839	37	1/1/15/20	17/37/115/115	-
25	CLA	B	839	-	1/1/15/20	21/37/115/115	-
32	II0	m	615	-	-	7/21/67/67	0/2/2/2
25	CLA	d	309	27	1/1/10/20	4/8/86/115	-
34	KC2	k	612	34	-	8/15/71/71	-
25	CLA	m	607	-	-	5/21/99/115	-
33	LMG	Q	301	-	-	10/33/53/70	0/1/1/1
28	WVN	F	203	-	-	11/29/63/63	0/2/2/2
25	CLA	A	810	-	1/1/14/20	8/34/112/115	-
25	CLA	A	832	-	-	11/37/115/115	-
27	LHG	a	301	25	-	14/53/53/53	-
25	CLA	B	835	37	1/1/15/20	12/37/115/115	-
25	CLA	A	806	-	-	12/37/115/115	-
25	CLA	B	806	-	1/1/15/20	20/37/115/115	-
25	CLA	m	608	17	1/1/15/20	17/37/115/115	-
26	PQN	A	844	-	-	9/23/43/43	0/2/2/2
32	II0	m	618	-	-	4/21/67/67	0/2/2/2

Continued on next page...

Continued from previous page...

Mol	Type	Chain	Res	Link	Chirals	Torsions	Rings
28	WVN	I	101	-	-	9/29/63/63	0/2/2/2
25	CLA	c	606	-	-	11/22/100/115	-
27	LHG	L	207	-	-	22/53/53/53	-
25	CLA	d	307	-	1/1/11/20	4/15/93/115	-
25	CLA	n	309	23	1/1/12/20	5/21/99/115	-
28	WVN	h	309	-	-	8/29/63/63	0/2/2/2
25	CLA	B	840	-	1/1/15/20	17/37/115/115	-
25	CLA	a	311	14	1/1/15/20	11/37/115/115	-
28	WVN	R	201	-	-	10/29/63/63	0/2/2/2
25	CLA	h	307	16	1/1/13/20	8/28/106/115	-
32	II0	j	614	-	-	4/21/67/67	0/2/2/2
33	LMG	c	619	-	-	20/50/70/70	0/1/1/1
25	CLA	A	829	-	1/1/15/20	18/37/115/115	-
25	CLA	B	809	2	1/1/15/20	15/37/115/115	-
25	CLA	n	308	-	1/1/15/20	15/37/115/115	-
32	II0	k	617	-	-	2/21/67/67	0/2/2/2
34	KC2	n	313	-	-	7/15/71/71	-
25	CLA	A	838	27	1/1/12/20	6/22/100/115	-
32	II0	b	613	-	-	2/21/67/67	0/2/2/2
25	CLA	b	605	37,25	1/1/15/20	10/37/115/115	-
25	CLA	k	601	19	1/1/12/20	7/21/99/115	-
25	CLA	h	302	16	1/1/12/20	8/19/97/115	-
25	CLA	B	837	-	1/1/15/20	16/37/115/115	-
25	CLA	a	303	14	1/1/12/20	9/22/100/115	-
32	II0	k	616	-	-	9/21/67/67	0/2/2/2
25	CLA	s	202	12	1/1/15/20	18/37/115/115	-
32	II0	c	614	-	-	1/21/67/67	0/2/2/2
35	IHT	c	616	-	-	9/25/65/65	0/2/2/2
25	CLA	B	808	-	1/1/15/20	14/37/115/115	-
25	CLA	B	815	-	-	9/25/103/115	-
33	LMG	J	105	-	-	13/50/70/70	0/1/1/1
25	CLA	c	605	13	1/1/12/20	7/21/99/115	-
25	CLA	A	841	-	1/1/15/20	18/37/115/115	-
25	CLA	A	825	37	-	9/37/115/115	-

Continued on next page...

Continued from previous page...

Mol	Type	Chain	Res	Link	Chirals	Torsions	Rings
25	CLA	i	303	20	1/1/12/20	10/19/97/115	-
33	LMG	s	208	-	-	11/43/63/70	0/1/1/1
32	II0	a	314	-	-	4/21/67/67	0/2/2/2
25	CLA	h	305	16	1/1/12/20	7/21/99/115	-
25	CLA	n	307	23	1/1/12/20	4/21/99/115	-
25	CLA	b	601	15	1/1/12/20	7/21/99/115	-
35	IHT	k	618	-	-	10/25/65/65	0/2/2/2
25	CLA	B	836	-	-	23/37/115/115	-
34	KC2	d	310	21	-	8/15/71/71	-
25	CLA	A	823	-	-	14/25/103/115	-
25	CLA	A	855	37	1/1/15/20	28/37/115/115	-
27	LHG	c	618	25	-	14/41/41/53	-
25	CLA	A	817	-	1/1/15/20	18/37/115/115	-
28	WVN	s	207	-	-	7/29/63/63	0/2/2/2
36	LMU	i	301	-	-	9/21/61/61	0/2/2/2
25	CLA	A	801	-	1/1/15/20	12/37/115/115	-
34	KC2	m	611	17	-	7/15/71/71	-
25	CLA	A	827	-	-	17/34/112/115	-

All (3548) bond length outliers are listed below:

Mol	Chain	Res	Type	Atoms	Z	Observed(Å)	Ideal(Å)
35	R	203	IHT	C15-C11	25.22	1.63	1.34
35	b	616	IHT	C15-C11	25.18	1.63	1.34
35	a	317	IHT	C15-C11	25.04	1.62	1.34
35	k	618	IHT	C15-C11	24.88	1.62	1.34
35	n	318	IHT	C15-C11	24.85	1.62	1.34
35	b	615	IHT	C15-C11	24.82	1.62	1.34
35	j	616	IHT	C15-C11	24.76	1.62	1.34
35	m	616	IHT	C15-C11	24.62	1.62	1.34
35	c	616	IHT	C15-C11	24.40	1.62	1.34
32	b	614	II0	C13-C09	23.85	1.61	1.34
32	n	315	II0	C14-C10	23.82	1.61	1.34
32	d	315	II0	C13-C09	23.79	1.61	1.34
32	a	318	II0	C14-C10	23.75	1.61	1.34
32	d	315	II0	C14-C10	23.71	1.61	1.34
32	c	615	II0	C14-C10	23.68	1.61	1.34
32	i	314	II0	C14-C10	23.62	1.61	1.34

Continued on next page...

Continued from previous page...

Mol	Chain	Res	Type	Atoms	Z	Observed(Å)	Ideal(Å)
32	h	311	II0	C13-C09	23.62	1.61	1.34
32	l	313	II0	C13-C09	23.55	1.61	1.34
32	d	316	II0	C14-C10	23.51	1.61	1.34
32	i	317	II0	C14-C10	23.50	1.61	1.34
32	j	613	II0	C13-C09	23.47	1.61	1.34
32	l	314	II0	C14-C10	23.38	1.61	1.34
32	l	302	II0	C13-C09	23.36	1.61	1.34
32	d	314	II0	C14-C10	23.24	1.60	1.34
32	k	617	II0	C14-C10	23.20	1.60	1.34
32	b	617	II0	C13-C09	23.19	1.60	1.34
32	l	302	II0	C14-C10	23.18	1.60	1.34
32	c	617	II0	C13-C09	23.15	1.60	1.34
32	m	614	II0	C14-C10	23.14	1.60	1.34
32	c	613	II0	C13-C09	23.12	1.60	1.34
32	k	615	II0	C14-C10	23.12	1.60	1.34
32	c	613	II0	C14-C10	23.04	1.60	1.34
32	b	614	II0	C14-C10	23.04	1.60	1.34
32	J	104	II0	C14-C10	23.03	1.60	1.34
32	a	318	II0	C13-C09	23.02	1.60	1.34
32	j	615	II0	C14-C10	23.01	1.60	1.34
32	d	314	II0	C13-C09	23.00	1.60	1.34
32	b	613	II0	C14-C10	23.00	1.60	1.34
32	n	316	II0	C14-C10	22.96	1.60	1.34
32	n	319	II0	C14-C10	22.96	1.60	1.34
32	n	319	II0	C13-C09	22.96	1.60	1.34
32	i	313	II0	C13-C09	22.88	1.60	1.34
32	n	317	II0	C13-C09	22.85	1.60	1.34
32	h	312	II0	C13-C09	22.83	1.60	1.34
32	i	313	II0	C14-C10	22.83	1.60	1.34
32	l	316	II0	C14-C10	22.82	1.60	1.34
32	d	316	II0	C13-C09	22.81	1.60	1.34
32	a	314	II0	C14-C10	22.80	1.60	1.34
32	j	613	II0	C14-C10	22.77	1.60	1.34
32	b	617	II0	C14-C10	22.76	1.60	1.34
32	n	315	II0	C13-C09	22.75	1.60	1.34
32	k	615	II0	C13-C09	22.69	1.60	1.34
32	k	619	II0	C13-C09	22.68	1.60	1.34
32	m	614	II0	C13-C09	22.67	1.60	1.34
32	a	315	II0	C14-C10	22.58	1.60	1.34
32	i	315	II0	C13-C09	22.58	1.60	1.34
32	a	314	II0	C13-C09	22.55	1.60	1.34
32	n	301	II0	C13-C09	22.54	1.60	1.34

Continued on next page...

Continued from previous page...

Mol	Chain	Res	Type	Atoms	Z	Observed(Å)	Ideal(Å)
32	j	615	II0	C13-C09	22.51	1.60	1.34
32	d	313	II0	C14-C10	22.51	1.60	1.34
32	i	320	II0	C13-C09	22.50	1.60	1.34
32	i	317	II0	C13-C09	22.47	1.60	1.34
32	k	619	II0	C14-C10	22.46	1.59	1.34
32	a	316	II0	C14-C10	22.44	1.59	1.34
32	m	615	II0	C14-C10	22.41	1.59	1.34
32	n	317	II0	C14-C10	22.38	1.59	1.34
32	i	320	II0	C14-C10	22.38	1.59	1.34
32	l	313	II0	C14-C10	22.37	1.59	1.34
32	j	614	II0	C14-C10	22.36	1.59	1.34
32	c	614	II0	C13-C09	22.32	1.59	1.34
32	c	615	II0	C13-C09	22.32	1.59	1.34
32	l	314	II0	C13-C09	22.29	1.59	1.34
32	d	313	II0	C13-C09	22.29	1.59	1.34
32	j	614	II0	C13-C09	22.24	1.59	1.34
32	i	315	II0	C14-C10	22.24	1.59	1.34
32	b	613	II0	C13-C09	22.21	1.59	1.34
32	k	617	II0	C13-C09	22.18	1.59	1.34
32	k	616	II0	C14-C10	22.14	1.59	1.34
32	i	314	II0	C13-C09	22.14	1.59	1.34
32	c	614	II0	C14-C10	22.13	1.59	1.34
32	h	310	II0	C13-C09	22.05	1.59	1.34
32	J	104	II0	C13-C09	22.03	1.59	1.34
32	n	301	II0	C14-C10	22.03	1.59	1.34
32	h	311	II0	C14-C10	22.03	1.59	1.34
32	h	312	II0	C14-C10	21.97	1.59	1.34
32	k	616	II0	C13-C09	21.94	1.59	1.34
32	c	617	II0	C14-C10	21.82	1.59	1.34
32	n	316	II0	C13-C09	21.82	1.59	1.34
32	a	315	II0	C13-C09	21.66	1.59	1.34
32	m	618	II0	C13-C09	21.52	1.58	1.34
32	m	615	II0	C13-C09	21.43	1.58	1.34
32	l	316	II0	C13-C09	21.01	1.58	1.34
32	m	618	II0	C14-C10	20.92	1.58	1.34
32	a	316	II0	C13-C09	20.47	1.57	1.34
35	b	616	IHT	C10-C07	14.98	1.60	1.34
35	R	203	IHT	C10-C07	14.97	1.60	1.34
35	a	317	IHT	C10-C07	14.82	1.60	1.34
35	m	616	IHT	C10-C07	14.73	1.59	1.34
35	n	318	IHT	C10-C07	14.70	1.59	1.34
35	k	618	IHT	C10-C07	14.69	1.59	1.34

Continued on next page...

Continued from previous page...

Mol	Chain	Res	Type	Atoms	Z	Observed(Å)	Ideal(Å)
35	j	616	IHT	C10-C07	14.68	1.59	1.34
35	b	615	IHT	C10-C07	14.66	1.59	1.34
35	c	616	IHT	C10-C07	14.58	1.59	1.34
32	a	316	II0	C05-C07	-12.45	1.34	1.52
32	k	617	II0	C05-C07	-12.19	1.34	1.52
32	a	315	II0	C05-C07	-11.84	1.35	1.52
32	m	618	II0	C05-C07	-11.77	1.35	1.52
32	l	314	II0	C05-C07	-11.77	1.35	1.52
32	j	613	II0	C05-C07	-11.70	1.35	1.52
35	a	317	IHT	C05-C08	-11.65	1.35	1.52
32	c	615	II0	C05-C07	-11.63	1.35	1.52
35	R	203	IHT	C05-C08	-11.62	1.35	1.52
32	a	318	II0	C05-C07	-11.60	1.35	1.52
32	c	614	II0	C06-C08	-11.59	1.35	1.52
32	a	314	II0	C05-C07	-11.53	1.35	1.52
35	b	615	IHT	C05-C08	-11.51	1.35	1.52
35	m	616	IHT	C05-C08	-11.51	1.35	1.52
32	n	316	II0	C05-C07	-11.46	1.35	1.52
32	i	314	II0	C05-C07	-11.45	1.35	1.52
35	b	616	IHT	C05-C08	-11.44	1.35	1.52
32	c	613	II0	C05-C07	-11.43	1.35	1.52
32	k	615	II0	C05-C07	-11.40	1.35	1.52
32	d	314	II0	C05-C07	-11.39	1.35	1.52
32	m	615	II0	C05-C07	-11.39	1.35	1.52
32	k	619	II0	C11-C07	11.38	1.72	1.52
32	n	319	II0	C05-C07	-11.36	1.36	1.52
35	k	618	IHT	C05-C08	-11.33	1.36	1.52
32	h	311	II0	C05-C07	-11.32	1.36	1.52
32	h	312	II0	C05-C07	-11.31	1.36	1.52
32	c	614	II0	C05-C07	-11.30	1.36	1.52
32	b	614	II0	C05-C07	-11.30	1.36	1.52
32	j	615	II0	C05-C07	-11.28	1.36	1.52
32	l	313	II0	C05-C07	-11.27	1.36	1.52
32	l	302	II0	C05-C07	-11.26	1.36	1.52
32	j	614	II0	C05-C07	-11.23	1.36	1.52
32	n	301	II0	C05-C07	-11.22	1.36	1.52
32	b	617	II0	C05-C07	-11.18	1.36	1.52
32	i	315	II0	C05-C07	-11.16	1.36	1.52
35	j	616	IHT	C05-C08	-11.13	1.36	1.52
35	n	318	IHT	C05-C08	-11.13	1.36	1.52
35	n	318	IHT	C12-C08	11.12	1.71	1.52
32	h	310	II0	C05-C07	-11.11	1.36	1.52

Continued on next page...

Continued from previous page...

Mol	Chain	Res	Type	Atoms	Z	Observed(Å)	Ideal(Å)
32	J	104	II0	C05-C07	-11.11	1.36	1.52
32	n	301	II0	C11-C07	11.10	1.71	1.52
32	n	317	II0	C05-C07	-11.09	1.36	1.52
32	b	613	II0	C05-C07	-11.09	1.36	1.52
32	c	617	II0	C05-C07	-11.08	1.36	1.52
35	j	616	IHT	C12-C08	11.07	1.71	1.52
32	m	614	II0	C05-C07	-11.06	1.36	1.52
32	l	316	II0	C05-C07	-11.05	1.36	1.52
32	d	315	II0	C11-C07	11.04	1.71	1.52
35	c	616	IHT	C12-C08	11.03	1.71	1.52
32	i	315	II0	C11-C07	11.00	1.71	1.52
32	n	315	II0	C05-C07	-10.99	1.36	1.52
32	i	320	II0	C11-C07	10.93	1.71	1.52
32	i	313	II0	C05-C07	-10.93	1.36	1.52
32	d	313	II0	C11-C07	10.90	1.71	1.52
32	j	615	II0	C11-C07	10.88	1.71	1.52
32	c	617	II0	C11-C07	10.88	1.71	1.52
32	i	314	II0	C06-C08	-10.85	1.36	1.52
35	R	203	IHT	C12-C08	10.83	1.71	1.52
32	h	312	II0	C11-C07	10.83	1.71	1.52
32	a	315	II0	C06-C08	-10.82	1.36	1.52
35	a	317	IHT	C12-C08	10.81	1.71	1.52
32	d	313	II0	C06-C08	-10.80	1.36	1.52
35	k	618	IHT	C12-C08	10.80	1.71	1.52
35	m	616	IHT	C12-C08	10.79	1.71	1.52
32	n	317	II0	C06-C08	-10.78	1.36	1.52
32	a	316	II0	C06-C08	-10.78	1.36	1.52
35	c	616	IHT	C05-C08	-10.77	1.36	1.52
32	d	316	II0	C11-C07	10.76	1.71	1.52
35	b	616	IHT	C12-C08	10.76	1.71	1.52
32	k	616	II0	C05-C07	-10.73	1.36	1.52
32	j	614	II0	C06-C08	-10.72	1.36	1.52
32	k	616	II0	C06-C08	-10.72	1.36	1.52
32	b	613	II0	C06-C08	-10.71	1.36	1.52
32	k	619	II0	C05-C07	-10.71	1.36	1.52
32	i	320	II0	C05-C07	-10.71	1.36	1.52
32	d	314	II0	C11-C07	10.70	1.70	1.52
32	d	313	II0	C05-C07	-10.68	1.36	1.52
32	a	318	II0	C11-C07	10.68	1.70	1.52
32	d	316	II0	C05-C07	-10.68	1.37	1.52
32	i	317	II0	C11-C07	10.67	1.70	1.52
32	n	317	II0	C11-C07	10.66	1.70	1.52

Continued on next page...

Continued from previous page...

Mol	Chain	Res	Type	Atoms	Z	Observed(Å)	Ideal(Å)
32	c	613	II0	C11-C07	10.63	1.70	1.52
32	k	616	II0	C11-C07	10.62	1.70	1.52
32	J	104	II0	C06-C08	-10.62	1.37	1.52
32	m	614	II0	C06-C08	-10.57	1.37	1.52
32	n	319	II0	C11-C07	10.57	1.70	1.52
32	n	316	II0	C06-C08	-10.55	1.37	1.52
32	h	311	II0	C11-C07	10.53	1.70	1.52
32	i	313	II0	C11-C07	10.53	1.70	1.52
32	j	614	II0	C11-C07	10.52	1.70	1.52
32	l	316	II0	C11-C07	10.52	1.70	1.52
32	k	615	II0	C06-C08	-10.49	1.37	1.52
35	b	615	IHT	C12-C08	10.48	1.70	1.52
32	a	316	II0	C11-C07	10.47	1.70	1.52
32	a	314	II0	C06-C08	-10.47	1.37	1.52
32	l	313	II0	C06-C08	-10.46	1.37	1.52
32	l	314	II0	C06-C08	-10.43	1.37	1.52
32	k	615	II0	C11-C07	10.42	1.70	1.52
32	l	302	II0	C11-C07	10.41	1.70	1.52
32	j	615	II0	C06-C08	-10.41	1.37	1.52
32	j	613	II0	C06-C08	-10.39	1.37	1.52
32	n	316	II0	C11-C07	10.39	1.70	1.52
32	n	315	II0	C11-C07	10.36	1.70	1.52
32	i	317	II0	C05-C07	-10.34	1.37	1.52
32	l	302	II0	C06-C08	-10.34	1.37	1.52
32	m	615	II0	C06-C08	-10.34	1.37	1.52
32	k	617	II0	C06-C08	-10.33	1.37	1.52
32	l	313	II0	C11-C07	10.31	1.70	1.52
32	b	614	II0	C06-C08	-10.27	1.37	1.52
32	k	619	II0	C06-C08	-10.26	1.37	1.52
32	c	614	II0	C11-C07	10.26	1.70	1.52
32	n	301	II0	C06-C08	-10.22	1.37	1.52
32	b	614	II0	C11-C07	10.21	1.70	1.52
32	d	315	II0	C05-C07	-10.21	1.37	1.52
32	h	311	II0	C06-C08	-10.20	1.37	1.52
32	m	614	II0	C11-C07	10.17	1.70	1.52
32	i	313	II0	C06-C08	-10.17	1.37	1.52
32	m	618	II0	C06-C08	-10.16	1.37	1.52
32	h	312	II0	C06-C08	-10.10	1.37	1.52
32	k	617	II0	C11-C07	10.03	1.69	1.52
32	c	613	II0	C06-C08	-10.03	1.37	1.52
32	i	314	II0	C11-C07	10.02	1.69	1.52
32	m	618	II0	C11-C07	10.00	1.69	1.52

Continued on next page...

Continued from previous page...

Mol	Chain	Res	Type	Atoms	Z	Observed(Å)	Ideal(Å)
32	j	613	II0	C11-C07	10.00	1.69	1.52
32	J	104	II0	C11-C07	9.99	1.69	1.52
32	b	613	II0	C11-C07	9.98	1.69	1.52
32	l	314	II0	C11-C07	9.96	1.69	1.52
32	n	315	II0	C06-C08	-9.94	1.38	1.52
32	d	315	II0	C06-C08	-9.94	1.38	1.52
32	i	315	II0	C06-C08	-9.92	1.38	1.52
32	b	617	II0	C11-C07	9.92	1.69	1.52
32	i	317	II0	C06-C08	-9.89	1.38	1.52
32	a	315	II0	C11-C07	9.87	1.69	1.52
32	c	617	II0	C06-C08	-9.84	1.38	1.52
32	l	316	II0	C06-C08	-9.80	1.38	1.52
32	a	318	II0	C06-C08	-9.70	1.38	1.52
32	n	315	II0	C12-C08	9.70	1.69	1.52
32	a	314	II0	C11-C07	9.69	1.69	1.52
32	m	615	II0	C11-C07	9.66	1.69	1.52
32	d	316	II0	C06-C08	-9.66	1.38	1.52
32	b	617	II0	C06-C08	-9.64	1.38	1.52
32	c	615	II0	C11-C07	9.55	1.68	1.52
32	d	314	II0	C06-C08	-9.49	1.38	1.52
32	i	320	II0	C06-C08	-9.46	1.38	1.52
32	h	310	II0	C11-C07	9.43	1.68	1.52
32	c	615	II0	C06-C08	-9.42	1.38	1.52
32	n	319	II0	C06-C08	-9.25	1.39	1.52
34	l	311	KC2	C4D-ND	9.19	1.43	1.35
32	n	319	II0	C12-C08	9.08	1.68	1.52
32	i	320	II0	C12-C08	9.06	1.68	1.52
34	j	610	KC2	C4D-ND	9.04	1.43	1.35
34	m	611	KC2	C4D-ND	8.97	1.43	1.35
32	d	314	II0	C12-C08	8.94	1.67	1.52
32	m	618	II0	C12-C08	8.93	1.67	1.52
32	c	615	II0	C12-C08	8.77	1.67	1.52
32	i	315	II0	C12-C08	8.71	1.67	1.52
32	d	315	II0	C12-C08	8.67	1.67	1.52
32	a	318	II0	C12-C08	8.66	1.67	1.52
34	n	312	KC2	C4D-ND	8.62	1.42	1.35
32	i	317	II0	C12-C08	8.58	1.67	1.52
34	k	611	KC2	C4D-ND	8.52	1.42	1.35
32	h	311	II0	C12-C08	8.52	1.67	1.52
32	l	302	II0	C12-C08	8.49	1.67	1.52
32	n	317	II0	C12-C08	8.49	1.67	1.52
32	m	615	II0	C12-C08	8.47	1.67	1.52

Continued on next page...

Continued from previous page...

Mol	Chain	Res	Type	Atoms	Z	Observed(Å)	Ideal(Å)
32	k	616	II0	C12-C08	8.45	1.66	1.52
32	d	313	II0	C12-C08	8.44	1.66	1.52
32	J	104	II0	C12-C08	8.39	1.66	1.52
32	b	617	II0	C12-C08	8.37	1.66	1.52
32	k	617	II0	C12-C08	8.34	1.66	1.52
34	i	310	KC2	C4D-ND	8.34	1.42	1.35
32	l	316	II0	C12-C08	8.34	1.66	1.52
32	l	314	II0	C12-C08	8.34	1.66	1.52
32	j	614	II0	C12-C08	8.33	1.66	1.52
34	k	613	KC2	C4D-ND	8.29	1.42	1.35
32	a	316	II0	C12-C08	8.26	1.66	1.52
34	d	310	KC2	C4D-ND	8.22	1.42	1.35
32	d	316	II0	C12-C08	8.21	1.66	1.52
32	m	614	II0	C12-C08	8.17	1.66	1.52
32	j	613	II0	C12-C08	8.09	1.66	1.52
32	l	313	II0	C12-C08	8.09	1.66	1.52
25	n	311	CLA	C4B-NB	8.07	1.42	1.35
34	k	612	KC2	C4C-NC	8.07	1.49	1.37
32	n	301	II0	C12-C08	8.06	1.66	1.52
25	A	855	CLA	C4B-NB	8.03	1.42	1.35
32	b	614	II0	C12-C08	8.03	1.66	1.52
32	c	617	II0	C12-C08	8.02	1.66	1.52
32	j	615	II0	C12-C08	8.01	1.66	1.52
32	c	614	II0	C12-C08	7.99	1.66	1.52
25	j	611	CLA	C4B-NB	7.99	1.42	1.35
32	c	613	II0	C12-C08	7.97	1.66	1.52
25	l	309	CLA	C4B-NB	7.95	1.42	1.35
32	i	313	II0	C12-C08	7.93	1.66	1.52
32	a	315	II0	C12-C08	7.93	1.66	1.52
25	A	840	CLA	C4B-NB	7.93	1.42	1.35
32	n	316	II0	C12-C08	7.90	1.66	1.52
25	d	305	CLA	C4B-NB	7.88	1.42	1.35
25	k	610	CLA	C4B-NB	7.88	1.42	1.35
25	k	607	CLA	C4B-NB	7.84	1.42	1.35
25	B	828	CLA	C4B-NB	7.84	1.42	1.35
25	B	839	CLA	C4B-NB	7.83	1.42	1.35
34	c	610	KC2	C4D-ND	7.83	1.42	1.35
25	k	601	CLA	C4B-NB	7.82	1.42	1.35
25	j	607	CLA	C4B-NB	7.82	1.42	1.35
34	d	311	KC2	C4C-NC	7.81	1.49	1.37
32	k	615	II0	C12-C08	7.81	1.65	1.52
32	h	312	II0	C12-C08	7.80	1.65	1.52

Continued on next page...

Continued from previous page...

Mol	Chain	Res	Type	Atoms	Z	Observed(Å)	Ideal(Å)
25	l	310	CLA	C4B-NB	7.80	1.42	1.35
25	k	608	CLA	C4B-NB	7.77	1.42	1.35
34	i	310	KC2	C4C-NC	7.76	1.49	1.37
25	A	841	CLA	C4B-NB	7.75	1.42	1.35
25	m	605	CLA	C4B-NB	7.74	1.42	1.35
32	b	613	II0	C12-C08	7.74	1.65	1.52
32	k	619	II0	C12-C08	7.73	1.65	1.52
25	i	308	CLA	C4B-NB	7.71	1.42	1.35
25	a	312	CLA	C4B-NB	7.71	1.42	1.35
25	k	609	CLA	C4B-NB	7.70	1.42	1.35
25	d	304	CLA	C4B-NB	7.69	1.42	1.35
34	s	204	KC2	C4C-NC	7.67	1.49	1.37
25	d	309	CLA	C4B-NB	7.67	1.42	1.35
34	n	313	KC2	C4C-NC	7.66	1.49	1.37
25	a	308	CLA	C4B-NB	7.65	1.42	1.35
25	m	606	CLA	C4B-NB	7.65	1.42	1.35
25	A	829	CLA	C4B-NB	7.65	1.42	1.35
34	k	613	KC2	C4C-NC	7.64	1.49	1.37
25	B	810	CLA	C4B-NB	7.64	1.42	1.35
25	n	314	CLA	C4B-NB	7.62	1.42	1.35
25	i	311	CLA	C4B-NB	7.62	1.42	1.35
25	B	837	CLA	C4B-NB	7.61	1.42	1.35
25	d	307	CLA	C4B-NB	7.61	1.42	1.35
25	c	608	CLA	C4B-NB	7.61	1.42	1.35
25	k	614	CLA	C4B-NB	7.61	1.42	1.35
34	i	319	KC2	C4C-NC	7.60	1.49	1.37
25	A	823	CLA	C4B-NB	7.60	1.42	1.35
25	B	818	CLA	C4B-NB	7.60	1.42	1.35
25	d	312	CLA	C4B-NB	7.60	1.42	1.35
25	i	305	CLA	C4B-NB	7.59	1.42	1.35
25	B	831	CLA	C4B-NB	7.59	1.42	1.35
25	j	601	CLA	C4B-NB	7.58	1.42	1.35
25	n	305	CLA	C4B-NB	7.58	1.42	1.35
25	A	819	CLA	C4B-NB	7.57	1.42	1.35
25	K	101	CLA	C4B-NB	7.57	1.42	1.35
34	i	319	KC2	C4D-ND	7.57	1.42	1.35
25	j	603	CLA	C4B-NB	7.57	1.42	1.35
25	b	610	CLA	C4B-NB	7.57	1.42	1.35
25	d	303	CLA	C4B-NB	7.57	1.42	1.35
34	j	610	KC2	C4C-NC	7.56	1.49	1.37
34	n	313	KC2	C4D-ND	7.56	1.41	1.35
34	d	310	KC2	C4C-NC	7.55	1.49	1.37

Continued on next page...

Continued from previous page...

Mol	Chain	Res	Type	Atoms	Z	Observed(Å)	Ideal(Å)
25	m	609	CLA	C4B-NB	7.55	1.41	1.35
25	d	306	CLA	C4B-NB	7.55	1.41	1.35
34	k	611	KC2	C4C-NC	7.55	1.49	1.37
34	l	311	KC2	C4C-NC	7.54	1.49	1.37
25	B	821	CLA	C4B-NB	7.54	1.41	1.35
25	B	822	CLA	C4B-NB	7.53	1.41	1.35
25	A	830	CLA	C4B-NB	7.53	1.41	1.35
25	c	603	CLA	C4B-NB	7.53	1.41	1.35
25	m	612	CLA	C4B-NB	7.52	1.41	1.35
25	n	307	CLA	C4B-NB	7.52	1.41	1.35
34	m	611	KC2	C4C-NC	7.52	1.49	1.37
25	n	306	CLA	C4B-NB	7.51	1.41	1.35
25	n	309	CLA	C4B-NB	7.51	1.41	1.35
25	k	604	CLA	C4B-NB	7.51	1.41	1.35
25	m	602	CLA	C4B-NB	7.51	1.41	1.35
25	h	302	CLA	C4B-NB	7.50	1.41	1.35
25	m	607	CLA	C4B-NB	7.50	1.41	1.35
25	A	831	CLA	C4B-NB	7.49	1.41	1.35
25	j	609	CLA	C4B-NB	7.48	1.41	1.35
32	a	314	II0	C12-C08	7.48	1.65	1.52
25	B	834	CLA	C4B-NB	7.48	1.41	1.35
25	j	612	CLA	C4B-NB	7.48	1.41	1.35
25	i	309	CLA	C4B-NB	7.47	1.41	1.35
25	j	605	CLA	C4B-NB	7.47	1.41	1.35
25	c	611	CLA	C4B-NB	7.47	1.41	1.35
25	J	103	CLA	C4B-NB	7.47	1.41	1.35
25	m	603	CLA	C4B-NB	7.47	1.41	1.35
25	n	310	CLA	C4B-NB	7.47	1.41	1.35
25	i	306	CLA	C4B-NB	7.46	1.41	1.35
25	h	303	CLA	C4B-NB	7.46	1.41	1.35
25	A	806	CLA	C4B-NB	7.46	1.41	1.35
25	l	306	CLA	C4B-NB	7.46	1.41	1.35
34	s	201	KC2	C4C-NC	7.45	1.48	1.37
25	B	830	CLA	C4B-NB	7.45	1.41	1.35
25	A	813	CLA	C4B-NB	7.44	1.41	1.35
25	A	803	CLA	C4B-NB	7.44	1.41	1.35
25	A	818	CLA	C4B-NB	7.44	1.41	1.35
25	R	202	CLA	C4B-NB	7.43	1.41	1.35
25	j	608	CLA	C4B-NB	7.43	1.41	1.35
32	n	315	II0	C22-C10	7.43	1.58	1.42
25	b	604	CLA	C4B-NB	7.43	1.41	1.35
25	B	833	CLA	C4B-NB	7.42	1.41	1.35

Continued on next page...

Continued from previous page...

Mol	Chain	Res	Type	Atoms	Z	Observed(Å)	Ideal(Å)
25	A	825	CLA	C4B-NB	7.41	1.41	1.35
34	n	312	KC2	C4C-NC	7.41	1.48	1.37
25	A	822	CLA	C4B-NB	7.40	1.41	1.35
25	A	804	CLA	C4B-NB	7.40	1.41	1.35
25	l	305	CLA	C4B-NB	7.40	1.41	1.35
25	l	303	CLA	C4B-NB	7.40	1.41	1.35
25	A	811	CLA	C4B-NB	7.40	1.41	1.35
32	i	314	II0	C12-C08	7.39	1.65	1.52
25	B	809	CLA	C4B-NB	7.39	1.41	1.35
25	B	829	CLA	C4B-NB	7.39	1.41	1.35
34	s	201	KC2	C4D-ND	7.39	1.41	1.35
25	a	307	CLA	C4B-NB	7.38	1.41	1.35
32	l	314	II0	C24-C26	7.37	1.56	1.42
25	A	809	CLA	C4B-NB	7.37	1.41	1.35
25	B	850	CLA	C4B-NB	7.37	1.41	1.35
25	A	824	CLA	C4B-NB	7.37	1.41	1.35
25	B	819	CLA	C4B-NB	7.36	1.41	1.35
25	b	611	CLA	C4B-NB	7.35	1.41	1.35
25	k	602	CLA	C4B-NB	7.34	1.41	1.35
25	h	307	CLA	C4B-NB	7.34	1.41	1.35
25	j	604	CLA	C4B-NB	7.34	1.41	1.35
25	k	605	CLA	C4B-NB	7.34	1.41	1.35
32	l	314	II0	C22-C10	7.34	1.57	1.42
25	B	815	CLA	C4B-NB	7.34	1.41	1.35
25	n	302	CLA	C4B-NB	7.34	1.41	1.35
25	A	853	CLA	C4B-NB	7.33	1.41	1.35
25	B	823	CLA	C4B-NB	7.33	1.41	1.35
25	A	821	CLA	C4B-NB	7.33	1.41	1.35
25	B	808	CLA	C4B-NB	7.33	1.41	1.35
25	a	306	CLA	C4B-NB	7.33	1.41	1.35
25	A	836	CLA	C4B-NB	7.32	1.41	1.35
25	m	604	CLA	C4B-NB	7.31	1.41	1.35
25	A	820	CLA	C4B-NB	7.31	1.41	1.35
25	Q	302	CLA	C4B-NB	7.30	1.41	1.35
25	A	837	CLA	C4B-NB	7.30	1.41	1.35
25	d	308	CLA	C4B-NB	7.29	1.41	1.35
25	B	838	CLA	C4B-NB	7.29	1.41	1.35
25	c	601	CLA	C4B-NB	7.29	1.41	1.35
34	d	311	KC2	C4D-ND	7.29	1.41	1.35
25	A	802	CLA	C4B-NB	7.28	1.41	1.35
25	c	612	CLA	C4B-NB	7.28	1.41	1.35
26	B	842	PQN	C3-C2	7.28	1.48	1.35

Continued on next page...

Continued from previous page...

Mol	Chain	Res	Type	Atoms	Z	Observed(Å)	Ideal(Å)
25	B	841	CLA	C4B-NB	7.28	1.41	1.35
25	a	313	CLA	C4B-NB	7.27	1.41	1.35
26	A	844	PQN	C3-C2	7.26	1.48	1.35
25	A	815	CLA	C4B-NB	7.25	1.41	1.35
25	B	824	CLA	C4B-NB	7.25	1.41	1.35
25	c	604	CLA	C4B-NB	7.25	1.41	1.35
25	i	303	CLA	C4B-NB	7.25	1.41	1.35
25	A	856	CLA	C4B-NB	7.25	1.41	1.35
25	l	308	CLA	C4B-NB	7.24	1.41	1.35
25	B	826	CLA	C4B-NB	7.24	1.41	1.35
25	n	303	CLA	C4B-NB	7.23	1.41	1.35
25	B	820	CLA	C4B-NB	7.23	1.41	1.35
25	B	827	CLA	C4B-NB	7.23	1.41	1.35
25	A	814	CLA	C4B-NB	7.22	1.41	1.35
25	k	606	CLA	C4B-NB	7.21	1.41	1.35
25	l	307	CLA	C4B-NB	7.21	1.41	1.35
25	m	601	CLA	C4B-NB	7.21	1.41	1.35
25	B	806	CLA	C4B-NB	7.21	1.41	1.35
25	B	811	CLA	C4B-NB	7.21	1.41	1.35
25	a	304	CLA	C4B-NB	7.20	1.41	1.35
25	b	602	CLA	C4B-NB	7.20	1.41	1.35
25	F	202	CLA	C4B-NB	7.19	1.41	1.35
25	Q	303	CLA	C4B-NB	7.19	1.41	1.35
25	L	203	CLA	C4B-NB	7.19	1.41	1.35
25	l	312	CLA	C4B-NB	7.18	1.41	1.35
25	A	842	CLA	C4B-NB	7.18	1.41	1.35
25	b	608	CLA	C4B-NB	7.18	1.41	1.35
34	c	610	KC2	C4C-NC	7.18	1.48	1.37
25	j	606	CLA	C4B-NB	7.17	1.41	1.35
25	c	609	CLA	C4B-NB	7.17	1.41	1.35
32	b	617	II0	C23-C25	7.16	1.56	1.42
25	h	306	CLA	C4B-NB	7.16	1.41	1.35
25	m	610	CLA	C4B-NB	7.16	1.41	1.35
25	s	206	CLA	C4B-NB	7.16	1.41	1.35
25	h	308	CLA	C4B-NB	7.16	1.41	1.35
32	d	313	II0	C24-C26	7.15	1.56	1.42
32	l	316	II0	C22-C10	7.15	1.57	1.42
25	m	613	CLA	C4B-NB	7.14	1.41	1.35
25	B	835	CLA	C4B-NB	7.14	1.41	1.35
25	b	612	CLA	C4B-NB	7.12	1.41	1.35
25	d	301	CLA	C4B-NB	7.12	1.41	1.35
32	d	316	II0	C24-C26	7.12	1.56	1.42

Continued on next page...

Continued from previous page...

Mol	Chain	Res	Type	Atoms	Z	Observed(Å)	Ideal(Å)
25	K	102	CLA	C4B-NB	7.10	1.41	1.35
25	A	810	CLA	C4B-NB	7.09	1.41	1.35
25	j	602	CLA	C4B-NB	7.08	1.41	1.35
32	b	617	II0	C21-C09	7.08	1.57	1.42
25	A	833	CLA	C4B-NB	7.07	1.41	1.35
25	B	813	CLA	C4B-NB	7.07	1.41	1.35
32	d	316	II0	C23-C25	7.07	1.56	1.42
25	L	202	CLA	C4B-NB	7.07	1.41	1.35
34	s	204	KC2	C4D-ND	7.06	1.41	1.35
32	a	318	II0	C22-C10	7.05	1.57	1.42
25	b	601	CLA	C4B-NB	7.05	1.41	1.35
25	B	805	CLA	C4B-NB	7.05	1.41	1.35
25	a	305	CLA	C4B-NB	7.05	1.41	1.35
25	A	801	CLA	C4B-NB	7.05	1.41	1.35
25	s	209	CLA	C4B-NB	7.05	1.41	1.35
25	h	304	CLA	C4B-NB	7.05	1.41	1.35
25	A	854	CLA	C4B-NB	7.04	1.41	1.35
25	B	817	CLA	C4B-NB	7.03	1.41	1.35
25	A	828	CLA	C4B-NB	7.03	1.41	1.35
25	A	839	CLA	C4B-NB	7.03	1.41	1.35
25	A	817	CLA	C4B-NB	7.03	1.41	1.35
35	b	616	IHT	C04-C06	-7.02	1.35	1.52
25	k	603	CLA	C4B-NB	7.02	1.41	1.35
32	l	316	II0	C24-C26	7.02	1.56	1.42
25	b	609	CLA	C4B-NB	7.02	1.41	1.35
25	m	608	CLA	C4B-NB	7.02	1.41	1.35
25	h	301	CLA	C4B-NB	7.01	1.41	1.35
25	h	305	CLA	C4B-NB	7.01	1.41	1.35
25	s	202	CLA	C4B-NB	7.01	1.41	1.35
25	c	606	CLA	C4B-NB	7.01	1.41	1.35
32	n	315	II0	C23-C25	7.01	1.56	1.42
25	A	838	CLA	C4B-NB	7.00	1.41	1.35
25	A	835	CLA	C4B-NB	7.00	1.41	1.35
25	h	313	CLA	C4B-NB	6.99	1.41	1.35
25	B	840	CLA	C4B-NB	6.99	1.41	1.35
25	i	302	CLA	C4B-NB	6.98	1.41	1.35
25	B	814	CLA	C4B-NB	6.97	1.41	1.35
32	d	314	II0	C22-C10	6.97	1.57	1.42
25	A	843	CLA	C4B-NB	6.97	1.41	1.35
25	L	204	CLA	C4B-NB	6.97	1.41	1.35
25	A	816	CLA	C4B-NB	6.97	1.41	1.35
25	c	605	CLA	C4B-NB	6.96	1.41	1.35

Continued on next page...

Continued from previous page...

Mol	Chain	Res	Type	Atoms	Z	Observed(Å)	Ideal(Å)
35	R	203	IHT	C04-C06	-6.96	1.35	1.52
32	d	314	II0	C21-C09	6.95	1.57	1.42
25	b	607	CLA	C4B-NB	6.95	1.41	1.35
25	b	605	CLA	C4B-NB	6.95	1.41	1.35
25	A	832	CLA	C4B-NB	6.95	1.41	1.35
25	i	304	CLA	C4B-NB	6.94	1.41	1.35
32	i	314	II0	C24-C26	6.94	1.55	1.42
32	d	315	II0	C24-C26	6.93	1.55	1.42
32	i	317	II0	C23-C25	6.92	1.55	1.42
32	i	317	II0	C22-C10	6.92	1.57	1.42
25	A	807	CLA	C4B-NB	6.91	1.41	1.35
32	d	314	II0	C23-C25	6.91	1.55	1.42
35	c	616	IHT	C04-C06	-6.91	1.35	1.52
35	a	317	IHT	C04-C06	-6.91	1.35	1.52
32	a	318	II0	C24-C26	6.90	1.55	1.42
32	k	619	II0	C23-C25	6.89	1.55	1.42
35	b	615	IHT	C04-C06	-6.89	1.35	1.52
25	F	201	CLA	C4B-NB	6.89	1.41	1.35
32	i	315	II0	C22-C10	6.88	1.56	1.42
32	n	301	II0	C23-C25	6.88	1.55	1.42
25	a	303	CLA	C4B-NB	6.87	1.41	1.35
32	k	619	II0	C22-C10	6.86	1.56	1.42
32	a	318	II0	C23-C25	6.86	1.55	1.42
32	k	617	II0	C22-C10	6.86	1.56	1.42
25	n	304	CLA	C4B-NB	6.86	1.41	1.35
32	c	615	II0	C23-C25	6.85	1.55	1.42
25	A	827	CLA	C4B-NB	6.84	1.41	1.35
25	s	203	CLA	C4B-NB	6.84	1.41	1.35
25	A	808	CLA	C4B-NB	6.84	1.41	1.35
32	n	301	II0	C21-C09	6.84	1.56	1.42
32	d	316	II0	C22-C10	6.83	1.56	1.42
32	i	317	II0	C24-C26	6.83	1.55	1.42
32	d	315	II0	C22-C10	6.83	1.56	1.42
32	k	617	II0	C23-C25	6.83	1.55	1.42
32	k	617	II0	C21-C09	6.82	1.56	1.42
25	c	607	CLA	C4B-NB	6.82	1.41	1.35
25	i	312	CLA	C4B-NB	6.82	1.41	1.35
32	l	302	II0	C23-C25	6.82	1.55	1.42
32	i	314	II0	C22-C10	6.81	1.56	1.42
25	B	803	CLA	C4B-NB	6.81	1.41	1.35
25	B	807	CLA	C4B-NB	6.79	1.41	1.35
32	k	616	II0	C24-C26	6.79	1.55	1.42

Continued on next page...

Continued from previous page...

Mol	Chain	Res	Type	Atoms	Z	Observed(Å)	Ideal(Å)
25	A	812	CLA	C4B-NB	6.79	1.41	1.35
35	n	318	IHT	C04-C06	-6.78	1.35	1.52
35	j	616	IHT	C04-C06	-6.78	1.35	1.52
32	n	315	II0	C21-C09	6.76	1.56	1.42
32	n	317	II0	C23-C25	6.76	1.55	1.42
35	m	616	IHT	C04-C06	-6.75	1.35	1.52
25	B	836	CLA	C4B-NB	6.75	1.41	1.35
32	i	315	II0	C24-C26	6.74	1.55	1.42
32	n	315	II0	C24-C26	6.73	1.55	1.42
35	k	618	IHT	C04-C06	-6.73	1.35	1.52
32	k	619	II0	C24-C26	6.72	1.55	1.42
32	l	302	II0	C21-C09	6.72	1.56	1.42
32	k	617	II0	C24-C26	6.71	1.55	1.42
25	a	309	CLA	C4B-NB	6.71	1.41	1.35
32	c	617	II0	C22-C10	6.71	1.56	1.42
32	i	317	II0	C21-C09	6.71	1.56	1.42
32	l	313	II0	C23-C25	6.71	1.55	1.42
34	k	612	KC2	C4D-ND	6.70	1.41	1.35
25	i	307	CLA	C4B-NB	6.70	1.41	1.35
25	B	812	CLA	C4B-NB	6.70	1.41	1.35
32	n	319	II0	C23-C25	6.68	1.55	1.42
32	h	310	II0	C23-C25	6.67	1.55	1.42
32	l	316	II0	C23-C25	6.67	1.55	1.42
25	A	805	CLA	C4B-NB	6.66	1.41	1.35
32	h	311	II0	C22-C10	6.66	1.56	1.42
25	a	311	CLA	C4B-NB	6.66	1.41	1.35
32	d	313	II0	C22-C10	6.66	1.56	1.42
25	b	606	CLA	C4B-NB	6.65	1.41	1.35
32	n	301	II0	C22-C10	6.65	1.56	1.42
25	A	834	CLA	C4B-NB	6.64	1.41	1.35
32	d	316	II0	C21-C09	6.64	1.56	1.42
32	d	313	II0	C11-C13	-6.63	1.40	1.51
32	c	615	II0	C21-C09	6.63	1.56	1.42
25	A	826	CLA	C4B-NB	6.61	1.41	1.35
32	d	314	II0	C24-C26	6.60	1.55	1.42
32	k	619	II0	C21-C09	6.60	1.56	1.42
25	l	304	CLA	C4B-NB	6.60	1.41	1.35
32	d	315	II0	C23-C25	6.60	1.55	1.42
32	i	320	II0	C23-C25	6.59	1.55	1.42
25	B	832	CLA	C4B-NB	6.59	1.41	1.35
32	i	315	II0	C21-C09	6.59	1.56	1.42
32	a	318	II0	C21-C09	6.59	1.56	1.42

Continued on next page...

Continued from previous page...

Mol	Chain	Res	Type	Atoms	Z	Observed(Å)	Ideal(Å)
32	c	615	II0	C24-C26	6.59	1.55	1.42
25	B	825	CLA	C4B-NB	6.58	1.41	1.35
32	n	319	II0	C21-C09	6.58	1.56	1.42
32	j	615	II0	C23-C25	6.57	1.55	1.42
32	c	617	II0	C24-C26	6.57	1.55	1.42
32	j	615	II0	C22-C10	6.56	1.56	1.42
32	n	317	II0	C21-C09	6.56	1.56	1.42
32	k	616	II0	C22-C10	6.55	1.56	1.42
32	i	320	II0	C21-C09	6.55	1.56	1.42
32	j	615	II0	C24-C26	6.55	1.55	1.42
32	b	617	II0	C22-C10	6.55	1.56	1.42
32	l	316	II0	C21-C09	6.54	1.56	1.42
35	c	616	IHT	C02-C07	-6.52	1.44	1.53
32	n	317	II0	C22-C10	6.51	1.56	1.42
32	k	615	II0	C23-C25	6.50	1.55	1.42
25	B	816	CLA	C4B-NB	6.50	1.41	1.35
35	b	616	IHT	C02-C07	-6.48	1.44	1.53
32	l	302	II0	C22-C10	6.47	1.56	1.42
25	B	804	CLA	C4B-NB	6.46	1.41	1.35
32	c	615	II0	C22-C10	6.45	1.56	1.42
25	b	603	CLA	C4B-NB	6.45	1.41	1.35
32	a	316	II0	C22-C10	6.45	1.56	1.42
32	m	618	II0	C23-C25	6.44	1.54	1.42
32	i	313	II0	C23-C25	6.43	1.54	1.42
32	h	310	II0	C21-C09	6.43	1.55	1.42
25	a	310	CLA	C4B-NB	6.42	1.40	1.35
35	k	618	IHT	C24-C26	6.41	1.54	1.42
35	k	618	IHT	C02-C07	-6.40	1.45	1.53
35	j	616	IHT	C02-C07	-6.38	1.45	1.53
32	h	311	II0	C24-C26	6.37	1.54	1.42
32	j	615	II0	C21-C09	6.36	1.55	1.42
32	n	316	II0	C11-C13	-6.36	1.41	1.51
32	n	319	II0	C22-C10	6.36	1.55	1.42
32	c	617	II0	C21-C09	6.35	1.55	1.42
32	i	315	II0	C23-C25	6.35	1.54	1.42
32	h	312	II0	C22-C10	6.34	1.55	1.42
32	d	315	II0	C21-C09	6.34	1.55	1.42
32	n	301	II0	C24-C26	6.34	1.54	1.42
32	l	313	II0	C21-C09	6.34	1.55	1.42
32	i	320	II0	C22-C10	6.33	1.55	1.42
32	n	316	II0	C22-C10	6.31	1.55	1.42
32	m	615	II0	C24-C26	6.31	1.54	1.42

Continued on next page...

Continued from previous page...

Mol	Chain	Res	Type	Atoms	Z	Observed(Å)	Ideal(Å)
32	k	615	II0	C21-C09	6.30	1.55	1.42
32	c	613	II0	C23-C25	6.29	1.54	1.42
25	c	602	CLA	C4B-NB	6.29	1.40	1.35
32	n	316	II0	C23-C25	6.29	1.54	1.42
32	m	618	II0	C21-C09	6.28	1.55	1.42
32	m	614	II0	C22-C10	6.28	1.55	1.42
32	a	315	II0	C22-C10	6.26	1.55	1.42
32	h	312	II0	C24-C26	6.26	1.54	1.42
32	l	302	II0	C24-C26	6.26	1.54	1.42
32	m	615	II0	C22-C10	6.26	1.55	1.42
32	b	613	II0	C23-C25	6.26	1.54	1.42
35	b	615	IHT	C12-C15	-6.25	1.41	1.51
35	a	317	IHT	C02-C07	-6.24	1.45	1.53
35	j	616	IHT	C24-C26	6.24	1.54	1.42
32	h	312	II0	C21-C09	6.23	1.55	1.42
32	a	316	II0	C21-C09	6.23	1.55	1.42
35	n	318	IHT	C24-C26	6.22	1.54	1.42
32	j	614	II0	C22-C10	6.22	1.55	1.42
35	m	616	IHT	C02-C07	-6.21	1.45	1.53
25	n	308	CLA	C4B-NB	6.20	1.40	1.35
32	h	311	II0	C23-C25	6.20	1.54	1.42
35	b	616	IHT	C24-C26	6.20	1.54	1.42
32	j	613	II0	C23-C25	6.19	1.54	1.42
32	b	613	II0	C21-C09	6.19	1.55	1.42
32	m	614	II0	C23-C25	6.19	1.54	1.42
32	b	617	II0	C24-C26	6.18	1.54	1.42
35	n	318	IHT	C02-C07	-6.18	1.45	1.53
32	n	319	II0	C24-C26	6.17	1.54	1.42
32	h	312	II0	C23-C25	6.17	1.54	1.42
35	b	615	IHT	C02-C07	-6.17	1.45	1.53
32	c	613	II0	C21-C09	6.16	1.55	1.42
35	c	616	IHT	C12-C15	-6.16	1.41	1.51
32	b	614	II0	C23-C25	6.15	1.54	1.42
32	i	320	II0	C24-C26	6.15	1.54	1.42
35	k	618	IHT	C21-C11	6.15	1.55	1.42
35	a	317	IHT	C24-C26	6.12	1.54	1.42
35	R	203	IHT	C02-C07	-6.12	1.45	1.53
35	m	616	IHT	C12-C15	-6.11	1.41	1.51
35	j	616	IHT	C21-C11	6.10	1.55	1.42
32	m	614	II0	C24-C26	6.10	1.54	1.42
32	k	616	II0	C11-C13	-6.10	1.41	1.51
25	d	302	CLA	C4B-NB	6.10	1.40	1.35

Continued on next page...

Continued from previous page...

Mol	Chain	Res	Type	Atoms	Z	Observed(Å)	Ideal(Å)
32	c	613	II0	C22-C10	6.08	1.55	1.42
32	m	618	II0	C11-C13	-6.08	1.41	1.51
32	n	317	II0	C24-C26	6.08	1.54	1.42
32	j	614	II0	C24-C26	6.08	1.54	1.42
32	n	316	II0	C24-C26	6.08	1.54	1.42
32	k	616	II0	C21-C09	6.07	1.55	1.42
32	i	313	II0	C21-C09	6.07	1.55	1.42
32	c	617	II0	C23-C25	6.07	1.54	1.42
32	a	316	II0	C23-C25	6.06	1.54	1.42
32	l	314	II0	C21-C09	6.06	1.55	1.42
32	d	313	II0	C21-C09	6.05	1.55	1.42
32	h	310	II0	C11-C13	-6.05	1.41	1.51
32	c	613	II0	C24-C26	6.05	1.54	1.42
32	c	614	II0	C22-C10	6.03	1.55	1.42
32	c	614	II0	C24-C26	6.02	1.54	1.42
35	m	616	IHT	C24-C26	6.01	1.54	1.42
32	i	314	II0	C23-C25	6.01	1.54	1.42
32	c	615	II0	C11-C13	-6.01	1.41	1.51
32	n	316	II0	C21-C09	6.00	1.55	1.42
32	a	314	II0	C11-C13	-6.00	1.41	1.51
35	c	616	IHT	C24-C26	5.99	1.54	1.42
35	n	318	IHT	C22-C23	5.99	1.58	1.45
32	l	314	II0	C11-C13	-5.98	1.41	1.51
35	a	317	IHT	C21-C11	5.98	1.55	1.42
32	a	316	II0	C24-C26	5.98	1.54	1.42
32	b	614	II0	C21-C09	5.98	1.55	1.42
32	j	613	II0	C22-C10	5.98	1.55	1.42
35	n	318	IHT	C21-C11	5.98	1.55	1.42
35	R	203	IHT	C24-C26	5.97	1.54	1.42
35	b	616	IHT	C21-C11	5.94	1.54	1.42
32	m	614	II0	C21-C09	5.94	1.54	1.42
32	b	614	II0	C22-C10	5.93	1.54	1.42
32	m	614	II0	C11-C13	-5.93	1.41	1.51
32	l	314	II0	C23-C25	5.92	1.53	1.42
32	J	104	II0	C22-C10	5.92	1.54	1.42
35	k	618	IHT	C22-C23	5.91	1.58	1.45
35	j	616	IHT	C22-C23	5.91	1.58	1.45
32	b	613	II0	C22-C10	5.91	1.54	1.42
32	i	314	II0	C21-C09	5.91	1.54	1.42
35	b	615	IHT	C24-C26	5.91	1.53	1.42
35	c	616	IHT	C21-C11	5.91	1.54	1.42
35	m	616	IHT	C21-C11	5.91	1.54	1.42

Continued on next page...

Continued from previous page...

Mol	Chain	Res	Type	Atoms	Z	Observed(Å)	Ideal(Å)
32	m	615	II0	C11-C13	-5.90	1.41	1.51
32	l	313	II0	C22-C10	5.90	1.54	1.42
35	k	618	IHT	C12-C15	-5.89	1.41	1.51
32	k	616	II0	C23-C25	5.86	1.53	1.42
32	a	314	II0	C23-C25	5.85	1.53	1.42
32	j	613	II0	C21-C09	5.85	1.54	1.42
32	k	617	II0	C11-C13	-5.84	1.42	1.51
32	j	614	II0	C11-C13	-5.84	1.42	1.51
32	m	618	II0	C22-C10	5.84	1.54	1.42
32	h	311	II0	C21-C09	5.84	1.54	1.42
35	R	203	IHT	C21-C11	5.83	1.54	1.42
32	d	313	II0	C23-C25	5.83	1.53	1.42
32	a	315	II0	C21-C09	5.82	1.54	1.42
35	n	318	IHT	C12-C15	-5.82	1.42	1.51
32	i	314	II0	C11-C13	-5.82	1.42	1.51
32	m	615	II0	C21-C09	5.80	1.54	1.42
32	c	614	II0	C21-C09	5.80	1.54	1.42
35	b	616	IHT	C12-C15	-5.80	1.42	1.51
34	d	311	KC2	C2A-C3A	5.79	1.49	1.37
32	m	615	II0	C23-C25	5.79	1.53	1.42
35	R	203	IHT	C22-C23	5.79	1.58	1.45
32	j	613	II0	C24-C26	5.78	1.53	1.42
35	a	317	IHT	C22-C23	5.77	1.58	1.45
34	n	313	KC2	C2A-C3A	5.76	1.48	1.37
32	b	613	II0	C11-C13	-5.74	1.42	1.51
32	h	312	II0	C11-C13	-5.74	1.42	1.51
35	R	203	IHT	C12-C15	-5.73	1.42	1.51
35	j	616	IHT	C12-C15	-5.72	1.42	1.51
32	J	104	II0	C11-C13	-5.72	1.42	1.51
32	b	614	II0	C11-C13	-5.72	1.42	1.51
32	a	315	II0	C24-C26	5.70	1.53	1.42
32	J	104	II0	C24-C26	5.67	1.53	1.42
32	J	104	II0	C23-C25	5.67	1.53	1.42
32	b	614	II0	C24-C26	5.67	1.53	1.42
32	j	613	II0	C11-C13	-5.67	1.42	1.51
34	k	613	KC2	C2A-C3A	5.67	1.48	1.37
32	l	313	II0	C24-C26	5.65	1.53	1.42
34	s	204	KC2	CHD-C4C	5.64	1.49	1.35
34	k	612	KC2	C2A-C3A	5.64	1.48	1.37
35	b	615	IHT	C21-C11	5.63	1.54	1.42
34	i	319	KC2	C2A-C3A	5.63	1.48	1.37
35	m	616	IHT	C22-C23	5.61	1.58	1.45

Continued on next page...

Continued from previous page...

Mol	Chain	Res	Type	Atoms	Z	Observed(Å)	Ideal(Å)
32	i	317	II0	C11-C13	-5.61	1.42	1.51
32	a	316	II0	C11-C13	-5.61	1.42	1.51
32	c	614	II0	C23-C25	5.60	1.53	1.42
35	b	615	IHT	C22-C23	5.59	1.57	1.45
35	c	616	IHT	C22-C23	5.58	1.57	1.45
32	n	315	II0	C11-C13	-5.58	1.42	1.51
35	b	616	IHT	C22-C23	5.57	1.57	1.45
32	a	315	II0	C23-C25	5.57	1.53	1.42
32	a	314	II0	C21-C09	5.57	1.54	1.42
34	n	312	KC2	C1A-NA	5.56	1.48	1.38
32	m	618	II0	C24-C26	5.55	1.53	1.42
34	s	201	KC2	CHD-C4C	5.54	1.49	1.35
32	j	614	II0	C23-C25	5.54	1.53	1.42
34	d	310	KC2	C1A-NA	5.52	1.48	1.38
35	a	317	IHT	C12-C15	-5.51	1.42	1.51
34	n	313	KC2	CHD-C4C	5.51	1.49	1.35
32	i	313	II0	C11-C13	-5.50	1.42	1.51
32	i	313	II0	C24-C26	5.50	1.53	1.42
32	b	617	II0	C11-C13	-5.49	1.42	1.51
32	c	614	II0	C11-C13	-5.48	1.42	1.51
34	k	613	KC2	CHD-C4C	5.47	1.49	1.35
32	a	314	II0	C22-C10	5.47	1.53	1.42
32	J	104	II0	C21-C09	5.47	1.53	1.42
32	a	315	II0	C11-C13	-5.46	1.42	1.51
34	d	310	KC2	C2A-C3A	5.45	1.48	1.37
32	k	615	II0	C24-C26	5.45	1.53	1.42
32	b	613	II0	C24-C26	5.45	1.53	1.42
34	m	611	KC2	CHD-C4C	5.45	1.48	1.35
32	j	614	II0	C21-C09	5.43	1.53	1.42
34	j	610	KC2	C1A-NA	5.43	1.48	1.38
34	k	613	KC2	C1A-NA	5.41	1.48	1.38
34	i	319	KC2	CHD-C4C	5.41	1.48	1.35
34	n	312	KC2	CHD-C4C	5.41	1.48	1.35
32	l	316	II0	C11-C13	-5.40	1.42	1.51
34	k	611	KC2	C1A-NA	5.40	1.48	1.38
32	k	615	II0	C22-C10	5.39	1.53	1.42
32	k	615	II0	C11-C13	-5.39	1.42	1.51
34	k	612	KC2	CHD-C4C	5.38	1.48	1.35
35	b	616	IHT	C34-C35	5.38	1.57	1.45
34	j	610	KC2	CHD-C4C	5.37	1.48	1.35
32	c	613	II0	C11-C13	-5.37	1.42	1.51
32	i	313	II0	C22-C10	5.37	1.53	1.42

Continued on next page...

Continued from previous page...

Mol	Chain	Res	Type	Atoms	Z	Observed(Å)	Ideal(Å)
34	d	310	KC2	CHD-C4C	5.37	1.48	1.35
34	d	310	KC2	OBD-CAD	5.36	1.29	1.22
35	n	318	IHT	C34-C35	5.35	1.57	1.45
32	n	317	II0	C11-C13	-5.34	1.42	1.51
32	l	302	II0	C11-C13	-5.34	1.42	1.51
34	m	611	KC2	C3C-C2C	5.34	1.48	1.37
34	s	204	KC2	C3D-C2D	5.33	1.49	1.39
34	k	611	KC2	OBD-CAD	5.32	1.29	1.22
34	k	612	KC2	C1A-NA	5.32	1.48	1.38
34	l	311	KC2	C1A-NA	5.32	1.48	1.38
34	k	613	KC2	OBD-CAD	5.30	1.29	1.22
34	n	313	KC2	OBD-CAD	5.30	1.29	1.22
34	s	204	KC2	OBD-CAD	5.29	1.29	1.22
34	d	311	KC2	CHD-C4C	5.28	1.48	1.35
34	k	612	KC2	OBD-CAD	5.28	1.29	1.22
28	F	203	WVN	C28-C25	-5.26	1.28	1.35
32	j	615	II0	C11-C13	-5.25	1.42	1.51
34	i	319	KC2	OBD-CAD	5.25	1.29	1.22
34	d	311	KC2	OBD-CAD	5.25	1.29	1.22
34	s	204	KC2	C3C-C2C	5.25	1.47	1.37
34	c	610	KC2	C1A-NA	5.24	1.48	1.38
32	h	311	II0	C11-C13	-5.23	1.42	1.51
34	d	311	KC2	C3B-C2B	5.23	1.47	1.37
34	d	311	KC2	C1A-NA	5.23	1.48	1.38
32	i	320	II0	C11-C13	-5.20	1.43	1.51
32	d	314	II0	C11-C13	-5.20	1.43	1.51
34	k	611	KC2	CHD-C4C	5.20	1.48	1.35
34	j	610	KC2	OBD-CAD	5.19	1.29	1.22
34	n	312	KC2	C3C-C2C	5.19	1.47	1.37
32	n	301	II0	C11-C13	-5.18	1.43	1.51
32	n	319	II0	C11-C13	-5.18	1.43	1.51
35	k	618	IHT	C34-C35	5.18	1.57	1.45
35	m	616	IHT	C04-C02	5.17	1.66	1.54
35	n	318	IHT	C04-C02	5.17	1.66	1.54
32	l	313	II0	C11-C13	-5.16	1.43	1.51
32	d	316	II0	C11-C13	-5.16	1.43	1.51
34	i	310	KC2	C2A-C3A	5.14	1.47	1.37
34	i	310	KC2	C1A-NA	5.14	1.48	1.38
34	l	311	KC2	C2A-C3A	5.14	1.47	1.37
32	a	314	II0	C24-C26	5.14	1.52	1.42
32	c	617	II0	C11-C13	-5.13	1.43	1.51
34	n	312	KC2	OBD-CAD	5.12	1.29	1.22

Continued on next page...

Continued from previous page...

Mol	Chain	Res	Type	Atoms	Z	Observed(Å)	Ideal(Å)
34	n	312	KC2	C2A-C3A	5.12	1.47	1.37
35	j	616	IHT	C34-C35	5.12	1.56	1.45
34	j	610	KC2	C2A-C3A	5.12	1.47	1.37
35	c	616	IHT	C34-C35	5.11	1.56	1.45
32	d	315	II0	C11-C13	-5.10	1.43	1.51
34	n	313	KC2	C1A-NA	5.10	1.48	1.38
34	s	201	KC2	OBD-CAD	5.10	1.29	1.22
35	a	317	IHT	C34-C35	5.09	1.56	1.45
34	d	310	KC2	C3C-C2C	5.09	1.47	1.37
34	c	610	KC2	C2A-C3A	5.07	1.47	1.37
32	i	315	II0	C11-C13	-5.06	1.43	1.51
34	k	613	KC2	C3C-C2C	5.06	1.47	1.37
35	R	203	IHT	C04-C02	5.06	1.65	1.54
34	i	319	KC2	C3C-C2C	5.06	1.47	1.37
35	b	615	IHT	C34-C35	5.06	1.56	1.45
34	c	610	KC2	OBD-CAD	5.06	1.29	1.22
34	i	310	KC2	CHD-C4C	5.05	1.47	1.35
34	c	610	KC2	CHD-C4C	5.05	1.47	1.35
34	m	611	KC2	C1A-NA	5.05	1.47	1.38
35	R	203	IHT	C34-C35	5.05	1.56	1.45
32	a	318	II0	C11-C13	-5.05	1.43	1.51
35	m	616	IHT	C34-C35	5.04	1.56	1.45
34	l	311	KC2	CHD-C4C	5.03	1.47	1.35
34	n	313	KC2	C3D-C2D	5.02	1.48	1.39
34	i	319	KC2	C1A-NA	5.02	1.47	1.38
34	d	311	KC2	C3D-C2D	5.00	1.48	1.39
34	l	311	KC2	C3C-C2C	5.00	1.47	1.37
35	k	618	IHT	C04-C02	4.99	1.65	1.54
35	b	615	IHT	C04-C02	4.99	1.65	1.54
34	j	610	KC2	C3B-C2B	4.99	1.47	1.37
34	s	201	KC2	C3C-C2C	4.99	1.47	1.37
34	n	313	KC2	C3B-C2B	4.98	1.47	1.37
34	d	310	KC2	C3B-C2B	4.98	1.47	1.37
35	j	616	IHT	C04-C02	4.98	1.65	1.54
34	s	204	KC2	C1A-NA	4.97	1.47	1.38
34	d	311	KC2	C3C-C2C	4.95	1.47	1.37
34	m	611	KC2	C2A-C3A	4.95	1.47	1.37
35	c	616	IHT	C04-C02	4.95	1.65	1.54
34	i	310	KC2	C3C-C2C	4.95	1.47	1.37
34	j	610	KC2	C3C-C2C	4.94	1.47	1.37
34	k	611	KC2	C2A-C3A	4.91	1.47	1.37
32	d	315	II0	C42-C40	4.90	1.58	1.43

Continued on next page...

Continued from previous page...

Mol	Chain	Res	Type	Atoms	Z	Observed(Å)	Ideal(Å)
34	k	612	KC2	C3D-C2D	4.90	1.48	1.39
34	k	612	KC2	C3B-C2B	4.90	1.47	1.37
34	k	611	KC2	C3B-C2B	4.89	1.47	1.37
34	m	611	KC2	OBD-CAD	4.88	1.29	1.22
34	k	611	KC2	C3C-C2C	4.85	1.47	1.37
34	c	610	KC2	C3B-C2B	4.84	1.47	1.37
34	c	610	KC2	C3D-C2D	4.84	1.48	1.39
34	m	611	KC2	C3B-C2B	4.82	1.47	1.37
34	m	611	KC2	C3D-C2D	4.82	1.48	1.39
35	b	616	IHT	C04-C02	4.81	1.65	1.54
32	k	619	II0	C11-C13	-4.81	1.43	1.51
35	a	317	IHT	C04-C02	4.80	1.65	1.54
34	s	204	KC2	C2A-C3A	4.78	1.47	1.37
34	s	204	KC2	C3B-C2B	4.78	1.47	1.37
34	c	610	KC2	C3C-C2C	4.77	1.46	1.37
34	k	613	KC2	C3B-C2B	4.76	1.46	1.37
34	i	319	KC2	C3D-C2D	4.76	1.48	1.39
34	d	310	KC2	C3D-C2D	4.75	1.47	1.39
34	m	611	KC2	O2D-CGD	4.75	1.44	1.33
34	k	613	KC2	C3D-C2D	4.74	1.47	1.39
34	i	319	KC2	C3B-C2B	4.74	1.46	1.37
34	n	312	KC2	C3D-C2D	4.73	1.47	1.39
35	b	616	IHT	C06-C09	4.71	1.67	1.52
34	i	310	KC2	OBD-CAD	4.71	1.28	1.22
34	k	613	KC2	O2D-CGD	4.71	1.44	1.33
35	k	618	IHT	C06-C09	4.70	1.67	1.52
35	n	318	IHT	C06-C09	4.70	1.67	1.52
35	c	616	IHT	C06-C09	4.69	1.67	1.52
33	c	619	LMG	O7-C10	4.69	1.47	1.34
34	j	610	KC2	C3D-C2D	4.68	1.47	1.39
35	a	317	IHT	C06-C09	4.67	1.67	1.52
26	B	842	PQN	C10-C1	4.66	1.57	1.48
34	n	313	KC2	O2D-CGD	4.66	1.44	1.33
35	j	616	IHT	C06-C09	4.66	1.67	1.52
34	d	311	KC2	O2D-CGD	4.66	1.44	1.33
34	j	610	KC2	O2D-CGD	4.66	1.44	1.33
26	A	844	PQN	C10-C1	4.66	1.57	1.48
34	k	611	KC2	O2D-CGD	4.65	1.44	1.33
33	Q	301	LMG	O7-C10	4.65	1.47	1.34
35	R	203	IHT	C06-C09	4.63	1.67	1.52
35	m	616	IHT	C06-C09	4.60	1.67	1.52
34	i	310	KC2	C3D-C2D	4.60	1.47	1.39

Continued on next page...

Continued from previous page...

Mol	Chain	Res	Type	Atoms	Z	Observed(Å)	Ideal(Å)
34	i	310	KC2	O2D-CGD	4.59	1.44	1.33
34	i	310	KC2	C3B-C2B	4.57	1.46	1.37
34	n	313	KC2	C3C-C2C	4.56	1.46	1.37
34	n	312	KC2	C3B-C2B	4.56	1.46	1.37
34	s	201	KC2	C1A-NA	4.56	1.46	1.38
27	i	318	LHG	O8-C23	4.55	1.46	1.33
34	s	201	KC2	C3D-C2D	4.55	1.47	1.39
34	n	312	KC2	O2D-CGD	4.55	1.44	1.33
26	A	844	PQN	C5-C4	4.54	1.56	1.48
34	l	311	KC2	C3D-C2D	4.53	1.47	1.39
34	s	201	KC2	C2A-C3A	4.53	1.46	1.37
34	k	611	KC2	C3D-C2D	4.53	1.47	1.39
34	d	310	KC2	O2D-CGD	4.52	1.44	1.33
34	i	319	KC2	O2D-CGD	4.52	1.44	1.33
35	b	615	IHT	C06-C09	4.51	1.66	1.52
34	c	610	KC2	O2D-CGD	4.50	1.44	1.33
34	l	311	KC2	OBD-CAD	4.47	1.28	1.22
32	d	315	II0	C31-C29	4.47	1.57	1.43
35	n	318	IHT	C30-C27	4.46	1.57	1.43
35	a	317	IHT	C30-C27	4.46	1.57	1.43
34	k	612	KC2	C3C-C2C	4.44	1.46	1.37
32	d	316	II0	C32-C30	4.43	1.57	1.43
34	l	311	KC2	C3B-C2B	4.43	1.46	1.37
34	l	311	KC2	O2D-CGD	4.43	1.44	1.33
32	i	314	II0	C12-C14	-4.42	1.44	1.51
26	B	842	PQN	C5-C4	4.40	1.56	1.48
32	a	318	II0	C42-C40	4.40	1.57	1.43
34	d	311	KC2	CHB-C1B	4.40	1.46	1.38
35	k	618	IHT	C30-C27	4.39	1.57	1.43
32	n	315	II0	C32-C30	4.38	1.57	1.43
32	a	318	II0	C32-C30	4.38	1.57	1.43
28	B	845	WVN	C36-C32	-4.38	1.30	1.35
35	j	616	IHT	C30-C27	4.37	1.57	1.43
32	n	315	II0	C31-C29	4.37	1.57	1.43
27	d	317	LHG	O7-C7	4.37	1.46	1.34
28	B	845	WVN	C26-C22	-4.36	1.30	1.35
25	d	305	CLA	CMB-C2B	-4.35	1.42	1.51
27	j	617	LHG	O8-C23	4.35	1.46	1.33
32	l	316	II0	C31-C29	4.34	1.56	1.43
35	m	616	IHT	C30-C27	4.34	1.56	1.43
32	h	312	II0	C12-C14	-4.34	1.44	1.51
35	R	203	IHT	C30-C27	4.33	1.56	1.43

Continued on next page...

Continued from previous page...

Mol	Chain	Res	Type	Atoms	Z	Observed(Å)	Ideal(Å)
28	F	203	WVN	C37-C34	-4.32	1.30	1.35
32	d	314	II0	C42-C40	4.31	1.56	1.43
32	d	316	II0	C42-C40	4.31	1.56	1.43
32	h	311	II0	C31-C29	4.31	1.56	1.43
32	d	314	II0	C32-C30	4.31	1.56	1.43
32	k	619	II0	C31-C29	4.31	1.56	1.43
32	d	316	II0	C31-C29	4.30	1.56	1.43
32	h	310	II0	C42-C40	4.30	1.56	1.43
25	m	602	CLA	C3B-C2B	-4.29	1.34	1.40
35	b	616	IHT	C30-C27	4.29	1.56	1.43
34	k	612	KC2	O2D-CGD	4.29	1.43	1.33
32	a	315	II0	C12-C14	-4.28	1.44	1.51
32	i	317	II0	C31-C29	4.28	1.56	1.43
25	m	607	CLA	CMD-C2D	-4.27	1.41	1.50
32	l	302	II0	C31-C29	4.27	1.56	1.43
28	s	205	WVN	C26-C22	-4.27	1.30	1.35
35	c	616	IHT	C30-C27	4.27	1.56	1.43
27	k	620	LHG	O7-C7	4.27	1.46	1.34
32	d	314	II0	C31-C29	4.26	1.56	1.43
27	J	106	LHG	O8-C23	4.26	1.45	1.33
32	l	313	II0	C31-C29	4.26	1.56	1.43
25	n	306	CLA	C1D-ND	4.25	1.43	1.37
35	b	615	IHT	C30-C27	4.25	1.56	1.43
34	n	313	KC2	CHB-C1B	4.25	1.46	1.38
27	n	320	LHG	O7-C7	4.25	1.46	1.34
32	d	313	II0	C32-C30	4.25	1.56	1.43
27	n	320	LHG	O8-C23	4.24	1.45	1.33
32	h	310	II0	C31-C29	4.23	1.56	1.43
32	a	318	II0	C31-C29	4.23	1.56	1.43
32	l	316	II0	C42-C40	4.22	1.56	1.43
34	i	310	KC2	CBC-CAC	4.21	1.51	1.30
32	l	316	II0	C06-C04	4.20	1.68	1.54
27	l	317	LHG	O8-C23	4.20	1.45	1.33
32	d	315	II0	C32-C30	4.20	1.56	1.43
32	c	617	II0	C31-C29	4.20	1.56	1.43
27	c	618	LHG	O8-C23	4.19	1.45	1.33
32	n	301	II0	C31-C29	4.19	1.56	1.43
32	b	617	II0	C31-C29	4.19	1.56	1.43
33	s	208	LMG	O8-C28	4.19	1.45	1.33
34	k	613	KC2	CHB-C1B	4.18	1.46	1.38
32	n	315	II0	C42-C40	4.18	1.56	1.43
32	l	313	II0	C42-C40	4.18	1.56	1.43

Continued on next page...

Continued from previous page...

Mol	Chain	Res	Type	Atoms	Z	Observed(Å)	Ideal(Å)
27	c	618	LHG	O7-C7	4.17	1.46	1.34
32	d	316	II0	C06-C04	4.17	1.67	1.54
32	m	614	II0	C32-C30	4.16	1.56	1.43
33	n	321	LMG	O7-C10	4.16	1.46	1.34
27	d	317	LHG	O8-C23	4.16	1.45	1.33
34	d	310	KC2	CBC-CAC	4.16	1.50	1.30
34	k	612	KC2	CHC-C4B	4.16	1.46	1.38
31	B	843	DGD	O2G-C1B	4.16	1.46	1.34
32	n	319	II0	C31-C29	4.16	1.56	1.43
32	k	615	II0	C42-C40	4.16	1.56	1.43
32	n	317	II0	C31-C29	4.15	1.56	1.43
28	A	850	WVN	C26-C22	-4.15	1.30	1.35
27	a	301	LHG	O7-C7	4.15	1.46	1.34
27	m	617	LHG	O8-C23	4.15	1.45	1.33
28	A	849	WVN	C36-C32	-4.15	1.30	1.35
32	i	320	II0	C31-C29	4.15	1.56	1.43
32	k	617	II0	C42-C40	4.14	1.56	1.43
32	d	313	II0	C31-C29	4.14	1.56	1.43
32	i	315	II0	C06-C04	4.14	1.67	1.54
27	k	620	LHG	O8-C23	4.14	1.45	1.33
32	l	314	II0	C34-C36	4.14	1.54	1.45
31	B	843	DGD	O1G-C1A	4.14	1.45	1.33
32	i	315	II0	C42-C40	4.14	1.56	1.43
34	k	612	KC2	CBC-CAC	4.14	1.50	1.30
34	s	201	KC2	C3B-C2B	4.13	1.45	1.37
33	J	105	LMG	O8-C28	4.13	1.45	1.33
34	k	611	KC2	CHB-C1B	4.13	1.46	1.38
34	s	204	KC2	CBC-CAC	4.13	1.50	1.30
27	A	845	LHG	O8-C23	4.13	1.45	1.33
32	l	316	II0	C32-C30	4.12	1.56	1.43
32	h	312	II0	C06-C04	4.12	1.67	1.54
34	k	613	KC2	CBC-CAC	4.11	1.50	1.30
34	i	319	KC2	CBC-CAC	4.11	1.50	1.30
34	i	319	KC2	CHB-C1B	4.11	1.46	1.38
32	k	619	II0	C12-C14	-4.11	1.44	1.51
28	L	201	WVN	C28-C25	-4.11	1.30	1.35
32	i	317	II0	C32-C30	4.11	1.56	1.43
28	A	849	WVN	C28-C25	-4.11	1.30	1.35
25	A	832	CLA	C1D-ND	4.11	1.42	1.37
32	d	314	II0	C06-C04	4.11	1.67	1.54
34	d	311	KC2	CBC-CAC	4.11	1.50	1.30
32	k	619	II0	C06-C04	4.11	1.67	1.54

Continued on next page...

Continued from previous page...

Mol	Chain	Res	Type	Atoms	Z	Observed(Å)	Ideal(Å)
32	d	313	II0	C42-C40	4.11	1.56	1.43
27	L	207	LHG	O8-C23	4.10	1.45	1.33
32	c	617	II0	C06-C04	4.10	1.67	1.54
25	l	307	CLA	C1D-ND	4.10	1.42	1.37
27	i	318	LHG	O7-C7	4.09	1.45	1.34
27	L	207	LHG	O7-C7	4.09	1.45	1.34
32	k	617	II0	C06-C04	4.09	1.67	1.54
28	L	206	WVN	C26-C22	-4.09	1.30	1.35
25	d	304	CLA	C1D-ND	4.09	1.42	1.37
32	n	316	II0	C42-C40	4.09	1.56	1.43
32	i	317	II0	C42-C40	4.08	1.56	1.43
28	A	851	WVN	C26-C22	-4.07	1.30	1.35
32	i	317	II0	C06-C04	4.07	1.67	1.54
27	A	845	LHG	O7-C7	4.07	1.45	1.34
33	s	208	LMG	O7-C10	4.07	1.45	1.34
32	i	313	II0	C31-C29	4.07	1.56	1.43
33	n	321	LMG	O8-C28	4.07	1.45	1.33
34	k	613	KC2	CHC-C4B	4.07	1.46	1.38
28	A	850	WVN	C37-C34	-4.06	1.30	1.35
32	k	619	II0	C42-C40	4.06	1.56	1.43
32	n	319	II0	C42-C40	4.05	1.56	1.43
32	i	320	II0	C42-C40	4.05	1.56	1.43
28	B	846	WVN	C26-C22	-4.05	1.30	1.35
28	B	848	WVN	C26-C22	-4.05	1.30	1.35
32	h	311	II0	C32-C30	4.05	1.56	1.43
27	B	801	LHG	O8-C23	4.05	1.45	1.33
32	h	311	II0	C42-C40	4.05	1.56	1.43
34	s	204	KC2	O2D-CGD	4.05	1.43	1.33
33	Q	301	LMG	O8-C28	4.05	1.45	1.33
32	b	614	II0	C31-C29	4.04	1.56	1.43
32	i	313	II0	C42-C40	4.04	1.56	1.43
32	d	315	II0	C06-C04	4.04	1.67	1.54
27	j	617	LHG	O7-C7	4.04	1.45	1.34
34	d	311	KC2	CHC-C4B	4.04	1.46	1.38
28	A	849	WVN	C26-C22	-4.04	1.30	1.35
32	j	615	II0	C42-C40	4.03	1.55	1.43
32	n	319	II0	C32-C30	4.03	1.55	1.43
28	B	846	WVN	C36-C32	-4.03	1.30	1.35
32	i	320	II0	C32-C30	4.03	1.55	1.43
27	a	319	LHG	O8-C23	4.03	1.45	1.33
32	l	314	II0	C31-C29	4.02	1.55	1.43
34	s	201	KC2	CBC-CAC	4.02	1.50	1.30

Continued on next page...

Continued from previous page...

Mol	Chain	Res	Type	Atoms	Z	Observed(Å)	Ideal(Å)
32	c	615	II0	C42-C40	4.02	1.55	1.43
32	l	302	II0	C32-C30	4.02	1.55	1.43
32	l	314	II0	C32-C30	4.01	1.55	1.43
32	l	313	II0	C32-C30	4.01	1.55	1.43
27	A	846	LHG	O8-C23	4.01	1.45	1.33
32	h	310	II0	C41-C39	4.01	1.55	1.43
32	c	617	II0	C42-C40	4.01	1.55	1.43
32	d	315	II0	C41-C39	4.01	1.55	1.43
32	k	617	II0	C31-C29	4.01	1.55	1.43
32	b	617	II0	C06-C04	4.00	1.67	1.54
25	a	304	CLA	C1D-ND	4.00	1.42	1.37
32	c	613	II0	C31-C29	4.00	1.55	1.43
34	m	611	KC2	CBC-CAC	4.00	1.50	1.30
33	b	620	LMG	O7-C10	3.99	1.45	1.34
32	j	613	II0	C42-C40	3.99	1.55	1.43
25	k	608	CLA	C1D-ND	3.99	1.42	1.37
27	l	317	LHG	O7-C7	3.99	1.45	1.34
32	k	619	II0	C32-C30	3.99	1.55	1.43
32	k	616	II0	C42-C40	3.99	1.55	1.43
32	h	312	II0	C42-C40	3.99	1.55	1.43
32	j	615	II0	C32-C30	3.98	1.55	1.43
32	m	614	II0	C42-C40	3.98	1.55	1.43
25	B	850	CLA	CMD-C2D	-3.98	1.42	1.50
34	n	312	KC2	CBC-CAC	3.98	1.50	1.30
25	j	605	CLA	C1D-ND	3.98	1.42	1.37
32	m	615	II0	C31-C29	3.98	1.55	1.43
32	j	613	II0	C06-C04	3.98	1.67	1.54
32	b	614	II0	C42-C40	3.97	1.55	1.43
28	s	205	WVN	C28-C25	-3.97	1.30	1.35
25	k	614	CLA	C1D-ND	3.97	1.42	1.37
34	j	610	KC2	CBC-CAC	3.97	1.50	1.30
28	B	845	WVN	C28-C25	-3.97	1.30	1.35
27	J	107	LHG	O8-C23	3.97	1.44	1.33
25	K	102	CLA	C1D-ND	3.97	1.42	1.37
25	a	311	CLA	C1D-ND	3.97	1.42	1.37
34	k	611	KC2	CBC-CAC	3.96	1.49	1.30
34	j	610	KC2	CHB-C1B	3.96	1.46	1.38
32	i	314	II0	C31-C29	3.96	1.55	1.43
32	i	315	II0	C31-C29	3.96	1.55	1.43
32	l	302	II0	C42-C40	3.96	1.55	1.43
32	h	312	II0	C32-C30	3.96	1.55	1.43
32	c	615	II0	C06-C04	3.95	1.67	1.54

Continued on next page...

Continued from previous page...

Mol	Chain	Res	Type	Atoms	Z	Observed(Å)	Ideal(Å)
27	c	620	LHG	O8-C23	3.95	1.44	1.33
35	b	615	IHT	C09-C10	-3.95	1.43	1.51
32	b	613	II0	C31-C29	3.95	1.55	1.43
28	J	102	WVN	C28-C25	-3.95	1.30	1.35
34	c	610	KC2	CHB-C1B	3.95	1.46	1.38
34	i	319	KC2	CHC-C4B	3.95	1.46	1.38
32	c	613	II0	C32-C30	3.95	1.55	1.43
32	n	317	II0	C42-C40	3.94	1.55	1.43
32	i	314	II0	C32-C30	3.94	1.55	1.43
32	a	318	II0	C06-C04	3.94	1.67	1.54
28	B	845	WVN	C37-C34	-3.94	1.30	1.35
25	B	809	CLA	CMB-C2B	-3.94	1.43	1.51
32	a	318	II0	C41-C39	3.94	1.55	1.43
32	h	312	II0	C31-C29	3.94	1.55	1.43
28	l	301	WVN	C26-C22	-3.93	1.30	1.35
34	s	201	KC2	O2D-CGD	3.93	1.42	1.33
34	l	311	KC2	CBC-CAC	3.93	1.49	1.30
32	j	615	II0	C31-C29	3.92	1.55	1.43
32	k	617	II0	C32-C30	3.92	1.55	1.43
32	h	311	II0	C06-C04	3.92	1.67	1.54
34	l	311	KC2	CHB-C1B	3.92	1.46	1.38
27	J	106	LHG	O7-C7	3.91	1.45	1.34
27	J	107	LHG	O7-C7	3.91	1.45	1.34
33	b	620	LMG	O8-C28	3.91	1.44	1.33
32	m	615	II0	C32-C30	3.91	1.55	1.43
32	i	314	II0	C42-C40	3.91	1.55	1.43
25	d	306	CLA	C1D-ND	3.91	1.42	1.37
32	m	618	II0	C12-C14	-3.91	1.45	1.51
28	A	847	WVN	C37-C34	-3.90	1.30	1.35
25	L	202	CLA	C1D-ND	3.90	1.42	1.37
32	n	315	II0	C06-C04	3.90	1.67	1.54
27	a	301	LHG	O8-C23	3.90	1.44	1.33
25	c	602	CLA	C4D-ND	-3.89	1.32	1.37
34	c	610	KC2	CBC-CAC	3.89	1.49	1.30
32	n	319	II0	C06-C04	3.89	1.67	1.54
28	B	844	WVN	C19-C22	3.89	1.54	1.45
34	n	312	KC2	CHB-C1B	3.89	1.45	1.38
25	L	203	CLA	C4D-ND	-3.89	1.32	1.37
32	j	613	II0	C31-C29	3.89	1.55	1.43
33	c	619	LMG	O8-C28	3.89	1.44	1.33
28	F	204	WVN	C36-C32	-3.89	1.30	1.35
25	i	312	CLA	C1D-ND	3.88	1.42	1.37

Continued on next page...

Continued from previous page...

Mol	Chain	Res	Type	Atoms	Z	Observed(Å)	Ideal(Å)
28	s	205	WVN	C37-C34	-3.88	1.30	1.35
32	b	614	II0	C06-C04	3.88	1.67	1.54
34	d	310	KC2	CHB-C1B	3.88	1.45	1.38
25	j	607	CLA	C1D-ND	3.88	1.42	1.37
25	n	307	CLA	C1D-ND	3.88	1.42	1.37
32	c	614	II0	C12-C14	-3.87	1.45	1.51
35	m	616	IHT	C09-C10	-3.87	1.43	1.51
35	c	616	IHT	C05-C03	3.87	1.66	1.54
34	d	310	KC2	CHC-C4B	3.87	1.45	1.38
25	k	605	CLA	C1D-ND	3.87	1.42	1.37
27	m	617	LHG	O7-C7	3.86	1.45	1.34
25	k	609	CLA	C1D-ND	3.86	1.42	1.37
32	c	615	II0	C32-C30	3.86	1.55	1.43
32	j	615	II0	C06-C04	3.86	1.66	1.54
35	j	616	IHT	C09-C10	-3.85	1.43	1.51
35	c	616	IHT	C09-C10	-3.85	1.43	1.51
25	l	306	CLA	C1D-ND	3.85	1.42	1.37
32	c	613	II0	C06-C04	3.85	1.66	1.54
25	c	606	CLA	C1D-ND	3.85	1.42	1.37
32	n	316	II0	C32-C30	3.85	1.55	1.43
32	l	302	II0	C06-C04	3.85	1.66	1.54
32	d	315	II0	C34-C36	3.85	1.54	1.45
32	m	618	II0	C06-C04	3.85	1.66	1.54
32	n	316	II0	C12-C14	-3.85	1.45	1.51
28	B	846	WVN	C37-C34	-3.85	1.30	1.35
32	d	316	II0	C41-C39	3.85	1.55	1.43
25	d	305	CLA	C3B-C2B	-3.84	1.35	1.40
34	k	611	KC2	CHC-C4B	3.84	1.45	1.38
32	J	104	II0	C42-C40	3.84	1.55	1.43
32	c	613	II0	C42-C40	3.84	1.55	1.43
32	b	617	II0	C32-C30	3.84	1.55	1.43
32	d	313	II0	C41-C39	3.83	1.55	1.43
32	i	315	II0	C32-C30	3.83	1.55	1.43
32	c	617	II0	C12-C14	-3.82	1.45	1.51
28	B	848	WVN	C36-C32	-3.82	1.30	1.35
32	c	614	II0	C42-C40	3.81	1.55	1.43
32	k	615	II0	C32-C30	3.81	1.55	1.43
32	c	615	II0	C31-C29	3.81	1.55	1.43
32	k	615	II0	C31-C29	3.81	1.55	1.43
32	n	301	II0	C32-C30	3.81	1.55	1.43
25	A	823	CLA	C1D-ND	3.81	1.42	1.37
28	A	850	WVN	C36-C32	-3.81	1.30	1.35

Continued on next page...

Continued from previous page...

Mol	Chain	Res	Type	Atoms	Z	Observed(Å)	Ideal(Å)
27	A	846	LHG	O7-C7	3.81	1.45	1.34
32	b	613	II0	C42-C40	3.81	1.55	1.43
32	j	614	II0	C06-C04	3.81	1.66	1.54
25	n	304	CLA	C1D-ND	3.80	1.42	1.37
25	m	613	CLA	C1D-ND	3.80	1.42	1.37
32	c	613	II0	C12-C14	-3.80	1.45	1.51
32	i	313	II0	C12-C14	-3.80	1.45	1.51
25	b	608	CLA	C1D-ND	3.80	1.42	1.37
25	k	603	CLA	C1D-ND	3.80	1.42	1.37
28	A	849	WVN	C37-C34	-3.80	1.30	1.35
25	A	812	CLA	C1D-ND	3.80	1.42	1.37
32	m	615	II0	C06-C04	3.80	1.66	1.54
32	b	613	II0	C12-C14	-3.80	1.45	1.51
35	n	318	IHT	C09-C10	-3.80	1.43	1.51
32	d	316	II0	C34-C36	3.80	1.54	1.45
32	b	617	II0	C42-C40	3.79	1.55	1.43
32	m	615	II0	C42-C40	3.79	1.55	1.43
35	b	616	IHT	C41-C38	3.79	1.55	1.43
25	c	606	CLA	C4D-ND	-3.79	1.32	1.37
32	l	316	II0	C41-C39	3.79	1.55	1.43
25	j	609	CLA	C1D-ND	3.79	1.42	1.37
34	n	313	KC2	CBC-CAC	3.79	1.49	1.30
25	a	308	CLA	C1D-ND	3.79	1.42	1.37
28	L	206	WVN	C37-C34	-3.78	1.30	1.35
25	k	601	CLA	C1D-ND	3.78	1.42	1.37
35	k	618	IHT	C41-C38	3.78	1.55	1.43
34	s	204	KC2	CHC-C4B	3.78	1.45	1.38
25	i	307	CLA	C1D-ND	3.77	1.42	1.37
25	d	308	CLA	C1D-ND	3.77	1.42	1.37
34	s	204	KC2	C1B-NB	-3.77	1.33	1.37
34	n	313	KC2	CHC-C4B	3.77	1.45	1.38
32	n	316	II0	C06-C04	3.77	1.66	1.54
25	n	311	CLA	C1D-ND	3.77	1.42	1.37
32	l	313	II0	C41-C39	3.77	1.55	1.43
35	a	317	IHT	C09-C10	-3.77	1.43	1.51
32	a	314	II0	C42-C40	3.77	1.55	1.43
25	a	312	CLA	C1D-ND	3.77	1.42	1.37
32	k	615	II0	C12-C14	-3.76	1.45	1.51
27	b	619	LHG	O8-C23	3.76	1.44	1.33
35	m	616	IHT	C05-C03	3.76	1.66	1.54
25	A	817	CLA	C1D-ND	3.76	1.42	1.37
28	s	205	WVN	C36-C32	-3.76	1.30	1.35

Continued on next page...

Continued from previous page...

Mol	Chain	Res	Type	Atoms	Z	Observed(Å)	Ideal(Å)
32	m	618	II0	C42-C40	3.76	1.55	1.43
25	i	302	CLA	C1D-ND	3.76	1.42	1.37
32	n	315	II0	C34-C36	3.76	1.54	1.45
34	s	201	KC2	C1B-NB	-3.76	1.33	1.37
32	d	314	II0	C41-C39	3.75	1.55	1.43
28	I	101	WVN	C28-C25	-3.75	1.30	1.35
32	k	615	II0	C41-C39	3.75	1.55	1.43
35	a	317	IHT	C41-C38	3.75	1.55	1.43
25	A	817	CLA	C4D-ND	-3.75	1.32	1.37
32	n	301	II0	C06-C04	3.75	1.66	1.54
32	d	315	II0	C33-C35	3.75	1.54	1.45
35	b	615	IHT	C05-C03	3.75	1.66	1.54
25	A	814	CLA	C1D-ND	3.75	1.42	1.37
32	l	316	II0	C34-C36	3.75	1.54	1.45
32	a	315	II0	C42-C40	3.74	1.55	1.43
32	a	314	II0	C32-C30	3.74	1.55	1.43
35	n	318	IHT	C41-C38	3.74	1.55	1.43
25	j	606	CLA	C1D-ND	3.74	1.42	1.37
35	k	618	IHT	C05-C03	3.74	1.66	1.54
32	n	315	II0	C41-C39	3.74	1.55	1.43
25	i	304	CLA	C1D-ND	3.74	1.42	1.37
32	n	301	II0	C42-C40	3.74	1.55	1.43
25	n	309	CLA	C1D-ND	3.74	1.42	1.37
32	k	616	II0	C31-C29	3.74	1.55	1.43
32	i	320	II0	C06-C04	3.73	1.66	1.54
32	a	318	II0	C34-C36	3.73	1.54	1.45
25	A	840	CLA	C1D-ND	3.73	1.42	1.37
32	J	104	II0	C32-C30	3.73	1.55	1.43
25	m	606	CLA	C1D-ND	3.73	1.42	1.37
25	A	856	CLA	C1D-ND	3.73	1.42	1.37
32	b	614	II0	C32-C30	3.73	1.55	1.43
34	d	310	KC2	C4D-CHA	3.72	1.49	1.45
34	s	201	KC2	CHC-C4B	3.72	1.45	1.38
25	A	803	CLA	C1D-ND	3.72	1.42	1.37
32	j	613	II0	C32-C30	3.72	1.55	1.43
25	A	836	CLA	C1D-ND	3.72	1.42	1.37
25	i	305	CLA	C1D-ND	3.72	1.42	1.37
35	j	616	IHT	C41-C38	3.72	1.55	1.43
32	h	310	II0	C34-C36	3.72	1.53	1.45
28	L	201	WVN	C36-C32	-3.72	1.30	1.35
25	b	603	CLA	C1D-ND	3.72	1.42	1.37
32	d	314	II0	C34-C36	3.72	1.53	1.45

Continued on next page...

Continued from previous page...

Mol	Chain	Res	Type	Atoms	Z	Observed(Å)	Ideal(Å)
35	k	618	IHT	C09-C10	-3.71	1.43	1.51
25	c	612	CLA	C1D-ND	3.71	1.42	1.37
25	j	612	CLA	C1D-ND	3.71	1.42	1.37
25	i	311	CLA	C1D-ND	3.71	1.42	1.37
35	n	318	IHT	C05-C03	3.71	1.66	1.54
32	n	317	II0	C32-C30	3.71	1.54	1.43
25	n	305	CLA	C1D-ND	3.71	1.42	1.37
25	B	824	CLA	C1D-ND	3.71	1.42	1.37
25	B	837	CLA	C1D-ND	3.70	1.42	1.37
32	i	320	II0	C41-C39	3.70	1.54	1.43
32	c	614	II0	C31-C29	3.70	1.54	1.43
32	l	314	II0	C06-C04	3.70	1.66	1.54
32	i	317	II0	C34-C36	3.70	1.53	1.45
25	B	825	CLA	C4D-ND	-3.70	1.32	1.37
32	a	315	II0	C06-C04	3.70	1.66	1.54
35	a	317	IHT	C05-C03	3.69	1.66	1.54
32	m	614	II0	C31-C29	3.69	1.54	1.43
32	l	313	II0	C12-C14	-3.69	1.45	1.51
32	n	317	II0	C06-C04	3.69	1.66	1.54
35	R	203	IHT	C09-C10	-3.69	1.43	1.51
32	h	311	II0	C41-C39	3.69	1.54	1.43
25	h	308	CLA	C1D-ND	3.69	1.42	1.37
25	R	202	CLA	C1D-ND	3.68	1.42	1.37
32	a	316	II0	C42-C40	3.68	1.54	1.43
32	a	314	II0	C12-C14	-3.68	1.45	1.51
25	s	206	CLA	C1D-ND	3.68	1.42	1.37
25	l	310	CLA	C1D-ND	3.68	1.42	1.37
35	k	618	IHT	C40-C37	3.68	1.54	1.43
32	a	314	II0	C31-C29	3.68	1.54	1.43
32	i	317	II0	C05-C03	3.68	1.66	1.54
25	j	601	CLA	C1D-ND	3.68	1.42	1.37
32	c	617	II0	C32-C30	3.68	1.54	1.43
25	A	815	CLA	C1D-ND	3.67	1.42	1.37
35	R	203	IHT	C41-C38	3.67	1.54	1.43
36	i	301	LMU	O5B-C1B	3.67	1.51	1.41
34	c	610	KC2	CHC-C4B	3.67	1.45	1.38
25	A	825	CLA	C1D-ND	3.67	1.42	1.37
25	h	306	CLA	C1D-ND	3.67	1.42	1.37
25	s	209	CLA	C1D-ND	3.67	1.42	1.37
25	b	602	CLA	C1D-ND	3.67	1.42	1.37
32	d	313	II0	C06-C04	3.67	1.66	1.54
32	k	615	II0	C06-C04	3.67	1.66	1.54

Continued on next page...

Continued from previous page...

Mol	Chain	Res	Type	Atoms	Z	Observed(Å)	Ideal(Å)
25	B	816	CLA	C4D-ND	-3.67	1.32	1.37
25	B	811	CLA	C1D-ND	3.67	1.42	1.37
25	L	204	CLA	C1D-ND	3.66	1.42	1.37
25	c	604	CLA	C1D-ND	3.66	1.42	1.37
32	n	317	II0	C41-C39	3.66	1.54	1.43
32	k	616	II0	C12-C14	-3.66	1.45	1.51
32	k	616	II0	C41-C39	3.66	1.54	1.43
25	k	606	CLA	C1D-ND	3.66	1.42	1.37
35	j	616	IHT	C05-C03	3.66	1.66	1.54
27	B	801	LHG	O7-C7	3.66	1.44	1.34
28	B	847	WVN	C31-C32	3.65	1.53	1.45
25	A	809	CLA	C1D-ND	3.65	1.42	1.37
27	b	619	LHG	O7-C7	3.65	1.44	1.34
25	m	601	CLA	C1D-ND	3.65	1.42	1.37
32	m	618	II0	C31-C29	3.65	1.54	1.43
32	m	618	II0	C32-C30	3.65	1.54	1.43
25	c	609	CLA	C1D-ND	3.65	1.42	1.37
25	n	302	CLA	C1D-ND	3.65	1.42	1.37
25	B	820	CLA	C1D-ND	3.64	1.42	1.37
25	A	818	CLA	C1D-ND	3.64	1.42	1.37
35	R	203	IHT	C05-C03	3.64	1.66	1.54
25	s	203	CLA	CMD-C2D	-3.64	1.43	1.50
32	m	615	II0	C41-C39	3.64	1.54	1.43
25	A	811	CLA	C1D-ND	3.64	1.42	1.37
25	h	301	CLA	C1D-ND	3.64	1.42	1.37
35	c	616	IHT	C41-C38	3.64	1.54	1.43
28	F	203	WVN	C36-C32	-3.64	1.31	1.35
32	m	615	II0	C05-C03	3.64	1.66	1.54
32	i	317	II0	C41-C39	3.64	1.54	1.43
32	a	315	II0	C31-C29	3.64	1.54	1.43
25	B	813	CLA	C1D-ND	3.63	1.42	1.37
25	B	816	CLA	C1D-ND	3.63	1.42	1.37
35	b	615	IHT	C41-C38	3.63	1.54	1.43
25	B	831	CLA	C1D-ND	3.63	1.42	1.37
32	h	312	II0	C41-C39	3.63	1.54	1.43
25	l	303	CLA	C1D-ND	3.63	1.42	1.37
32	b	614	II0	C12-C14	-3.63	1.45	1.51
25	A	819	CLA	C1D-ND	3.63	1.42	1.37
32	n	319	II0	C41-C39	3.63	1.54	1.43
25	A	842	CLA	C1D-ND	3.63	1.42	1.37
32	h	311	II0	C05-C03	3.63	1.66	1.54
28	F	204	WVN	C26-C22	-3.63	1.31	1.35

Continued on next page...

Continued from previous page...

Mol	Chain	Res	Type	Atoms	Z	Observed(Å)	Ideal(Å)
35	b	616	IHT	C05-C03	3.62	1.66	1.54
32	a	316	II0	C31-C29	3.62	1.54	1.43
25	b	604	CLA	C1D-ND	3.62	1.42	1.37
25	k	610	CLA	C1D-ND	3.62	1.42	1.37
28	i	316	WVN	C33-C34	3.62	1.53	1.45
25	a	305	CLA	C1D-ND	3.62	1.42	1.37
32	k	616	II0	C06-C04	3.62	1.66	1.54
32	j	614	II0	C31-C29	3.62	1.54	1.43
32	i	313	II0	C32-C30	3.62	1.54	1.43
32	j	614	II0	C12-C14	-3.62	1.45	1.51
25	l	312	CLA	C1D-ND	3.62	1.42	1.37
25	d	305	CLA	C1D-ND	3.61	1.42	1.37
25	A	838	CLA	C1D-ND	3.61	1.42	1.37
25	A	829	CLA	C1D-ND	3.61	1.42	1.37
28	L	206	WVN	C36-C32	-3.61	1.31	1.35
25	h	301	CLA	C4D-ND	-3.61	1.32	1.37
32	l	302	II0	C41-C39	3.60	1.54	1.43
25	m	603	CLA	C1D-ND	3.60	1.42	1.37
32	k	616	II0	C32-C30	3.60	1.54	1.43
25	F	202	CLA	C1D-ND	3.60	1.42	1.37
25	c	606	CLA	C3B-C2B	-3.60	1.35	1.40
32	i	315	II0	C41-C39	3.60	1.54	1.43
34	k	612	KC2	CHB-C1B	3.60	1.45	1.38
35	b	616	IHT	C09-C10	-3.60	1.43	1.51
32	J	104	II0	C31-C29	3.60	1.54	1.43
32	k	619	II0	C41-C39	3.60	1.54	1.43
35	m	616	IHT	C41-C38	3.60	1.54	1.43
25	A	831	CLA	C1D-ND	3.60	1.42	1.37
25	B	815	CLA	C1D-ND	3.60	1.42	1.37
25	d	301	CLA	C1D-ND	3.59	1.42	1.37
32	h	311	II0	C34-C36	3.59	1.53	1.45
32	l	313	II0	C06-C04	3.59	1.66	1.54
32	a	315	II0	C32-C30	3.59	1.54	1.43
32	i	315	II0	C34-C36	3.59	1.53	1.45
32	n	316	II0	C41-C39	3.59	1.54	1.43
25	d	307	CLA	C1D-ND	3.58	1.42	1.37
25	n	310	CLA	C1D-ND	3.58	1.42	1.37
25	c	607	CLA	C1D-ND	3.58	1.42	1.37
28	L	201	WVN	C26-C22	-3.58	1.31	1.35
25	A	806	CLA	C1D-ND	3.58	1.42	1.37
35	n	318	IHT	C40-C37	3.58	1.54	1.43
34	m	611	KC2	CHC-C4B	3.58	1.45	1.38

Continued on next page...

Continued from previous page...

Mol	Chain	Res	Type	Atoms	Z	Observed(Å)	Ideal(Å)
32	n	315	II0	C05-C03	3.58	1.66	1.54
32	i	314	II0	C41-C39	3.58	1.54	1.43
25	A	813	CLA	C1D-ND	3.58	1.42	1.37
32	m	614	II0	C41-C39	3.58	1.54	1.43
32	b	613	II0	C06-C04	3.58	1.66	1.54
32	i	313	II0	C41-C39	3.58	1.54	1.43
32	j	613	II0	C41-C39	3.58	1.54	1.43
35	a	317	IHT	C40-C37	3.58	1.54	1.43
25	B	810	CLA	C1D-ND	3.58	1.42	1.37
25	c	608	CLA	C4D-ND	-3.58	1.32	1.37
25	h	307	CLA	C1D-ND	3.57	1.42	1.37
32	j	613	II0	C12-C14	-3.57	1.45	1.51
25	B	839	CLA	C1D-ND	3.57	1.42	1.37
32	a	316	II0	C32-C30	3.57	1.54	1.43
28	A	847	WVN	C26-C22	-3.57	1.31	1.35
34	i	310	KC2	CHB-C1B	3.57	1.45	1.38
25	F	201	CLA	C1D-ND	3.57	1.42	1.37
25	m	605	CLA	C1D-ND	3.57	1.42	1.37
34	d	311	KC2	CHB-C4A	3.57	1.47	1.39
32	j	614	II0	C32-C30	3.56	1.54	1.43
32	n	316	II0	C31-C29	3.56	1.54	1.43
25	B	836	CLA	C1D-ND	3.56	1.42	1.37
35	b	616	IHT	C40-C37	3.56	1.54	1.43
35	c	616	IHT	C14-C02	3.56	1.60	1.53
25	A	827	CLA	C4D-ND	-3.56	1.32	1.37
32	c	613	II0	C41-C39	3.56	1.54	1.43
25	F	201	CLA	C4D-ND	-3.55	1.32	1.37
25	A	824	CLA	C1D-ND	3.55	1.42	1.37
25	A	826	CLA	C1D-ND	3.55	1.42	1.37
25	m	612	CLA	C1D-ND	3.55	1.42	1.37
28	B	848	WVN	C30-C28	3.55	1.54	1.43
25	B	817	CLA	C1D-ND	3.55	1.42	1.37
25	B	825	CLA	C1D-ND	3.55	1.42	1.37
25	B	817	CLA	C4D-ND	-3.55	1.32	1.37
32	j	614	II0	C42-C40	3.55	1.54	1.43
25	b	610	CLA	C1D-ND	3.55	1.42	1.37
27	a	319	LHG	O7-C7	3.55	1.44	1.34
25	i	306	CLA	C1D-ND	3.54	1.42	1.37
25	l	304	CLA	CMD-C2D	-3.54	1.43	1.50
25	c	605	CLA	CMB-C2B	-3.54	1.44	1.51
32	j	614	II0	C41-C39	3.54	1.54	1.43
25	h	305	CLA	C1D-ND	3.54	1.42	1.37

Continued on next page...

Continued from previous page...

Mol	Chain	Res	Type	Atoms	Z	Observed(Å)	Ideal(Å)
32	c	614	II0	C32-C30	3.54	1.54	1.43
34	n	312	KC2	CHC-C4B	3.54	1.45	1.38
25	B	812	CLA	C1D-ND	3.54	1.42	1.37
35	j	616	IHT	C40-C37	3.54	1.54	1.43
25	j	602	CLA	C1D-ND	3.54	1.42	1.37
28	A	850	WVN	C28-C25	-3.53	1.31	1.35
25	B	826	CLA	C4D-ND	-3.53	1.32	1.37
32	i	320	II0	C12-C14	-3.53	1.45	1.51
32	d	315	II0	C05-C03	3.53	1.65	1.54
34	n	313	KC2	CHB-C4A	3.53	1.47	1.39
32	n	301	II0	C41-C39	3.53	1.54	1.43
32	j	615	II0	C34-C36	3.53	1.53	1.45
28	J	102	WVN	C26-C22	-3.52	1.31	1.35
27	c	620	LHG	O7-C7	3.52	1.44	1.34
32	k	615	II0	C34-C36	3.52	1.53	1.45
25	n	304	CLA	C4D-ND	-3.52	1.32	1.37
25	B	819	CLA	C1D-ND	3.52	1.42	1.37
28	s	207	WVN	C37-C34	-3.52	1.31	1.35
28	B	849	WVN	C26-C22	-3.52	1.31	1.35
28	J	101	WVN	C37-C34	-3.52	1.31	1.35
32	i	314	II0	C06-C04	3.52	1.65	1.54
25	n	314	CLA	C1D-ND	3.52	1.42	1.37
35	c	616	IHT	C40-C37	3.52	1.54	1.43
25	A	856	CLA	CMB-C2B	-3.51	1.44	1.51
25	j	608	CLA	C1D-ND	3.51	1.42	1.37
35	n	318	IHT	C31-C29	3.51	1.54	1.43
25	B	810	CLA	CAB-C3B	-3.51	1.44	1.51
35	n	318	IHT	C14-C02	3.51	1.60	1.53
28	L	201	WVN	C37-C34	-3.51	1.31	1.35
32	i	313	II0	C06-C04	3.50	1.65	1.54
28	L	206	WVN	C33-C34	3.50	1.53	1.45
25	A	808	CLA	C4D-ND	-3.50	1.32	1.37
32	c	617	II0	C41-C39	3.50	1.54	1.43
32	k	619	II0	C34-C36	3.50	1.53	1.45
25	A	802	CLA	C4D-ND	-3.50	1.32	1.37
25	A	827	CLA	C1D-ND	3.50	1.42	1.37
32	l	313	II0	C34-C36	3.50	1.53	1.45
25	B	806	CLA	C1D-ND	3.50	1.42	1.37
25	A	839	CLA	CHC-C1C	3.50	1.43	1.35
25	B	807	CLA	C4D-ND	-3.50	1.32	1.37
35	m	616	IHT	C14-C02	3.50	1.60	1.53
25	A	829	CLA	CMB-C2B	-3.50	1.44	1.51

Continued on next page...

Continued from previous page...

Mol	Chain	Res	Type	Atoms	Z	Observed(Å)	Ideal(Å)
25	d	309	CLA	C1D-ND	3.49	1.42	1.37
25	a	310	CLA	C4D-ND	-3.49	1.32	1.37
34	j	610	KC2	CHC-C4B	3.49	1.45	1.38
25	B	804	CLA	C4D-ND	-3.49	1.32	1.37
25	B	806	CLA	C4D-ND	-3.49	1.32	1.37
25	n	303	CLA	C4D-ND	-3.49	1.32	1.37
25	A	841	CLA	C1D-ND	3.48	1.42	1.37
25	b	602	CLA	C4D-ND	-3.48	1.32	1.37
28	F	203	WVN	C26-C22	-3.48	1.31	1.35
35	m	616	IHT	C40-C37	3.48	1.54	1.43
28	i	316	WVN	C30-C28	3.48	1.54	1.43
32	b	613	II0	C32-C30	3.48	1.54	1.43
32	b	614	II0	C41-C39	3.48	1.54	1.43
32	n	317	II0	C05-C03	3.48	1.65	1.54
28	B	847	WVN	C26-C22	-3.47	1.31	1.35
32	a	316	II0	C06-C04	3.47	1.65	1.54
32	m	614	II0	C34-C36	3.47	1.53	1.45
35	a	317	IHT	C14-C02	3.47	1.60	1.53
25	J	103	CLA	C1D-ND	3.47	1.42	1.37
32	h	312	II0	C34-C36	3.47	1.53	1.45
25	d	312	CLA	C1D-ND	3.47	1.42	1.37
28	J	101	WVN	C26-C22	-3.47	1.31	1.35
32	b	617	II0	C12-C14	-3.47	1.45	1.51
32	J	104	II0	C06-C04	3.46	1.65	1.54
35	R	203	IHT	C14-C02	3.46	1.60	1.53
35	j	616	IHT	C31-C29	3.46	1.54	1.43
32	n	316	II0	C05-C03	3.46	1.65	1.54
28	s	207	WVN	C19-C22	3.46	1.53	1.45
25	k	604	CLA	C1D-ND	3.46	1.42	1.37
28	l	315	WVN	C02-C11	3.46	1.55	1.50
25	A	834	CLA	C1D-ND	3.46	1.42	1.37
25	A	807	CLA	C1D-ND	3.46	1.42	1.37
32	n	301	II0	C12-C14	-3.46	1.45	1.51
32	l	302	II0	C12-C14	-3.46	1.45	1.51
32	l	316	II0	C05-C03	3.45	1.65	1.54
25	B	830	CLA	C1D-ND	3.45	1.42	1.37
25	A	812	CLA	C4D-ND	-3.45	1.33	1.37
34	k	612	KC2	CHC-C1C	3.45	1.47	1.39
25	a	309	CLA	C1D-ND	3.45	1.42	1.37
34	l	311	KC2	CHC-C4B	3.45	1.45	1.38
25	A	833	CLA	C4D-ND	-3.45	1.33	1.37
32	l	316	II0	C12-C14	-3.45	1.45	1.51

Continued on next page...

Continued from previous page...

Mol	Chain	Res	Type	Atoms	Z	Observed(Å)	Ideal(Å)
25	A	822	CLA	C1D-ND	3.44	1.42	1.37
28	l	315	WVN	C29-C26	3.44	1.54	1.43
25	l	312	CLA	C4D-ND	-3.44	1.33	1.37
25	j	608	CLA	C4D-ND	-3.44	1.33	1.37
25	m	608	CLA	C1D-ND	3.44	1.42	1.37
25	j	611	CLA	C1D-ND	3.44	1.42	1.37
32	c	613	II0	C34-C36	3.44	1.53	1.45
25	j	604	CLA	C1D-ND	3.44	1.42	1.37
32	h	310	II0	C05-C03	3.44	1.65	1.54
25	B	832	CLA	C4D-ND	-3.44	1.33	1.37
25	m	602	CLA	CMB-C2B	-3.44	1.44	1.51
32	d	316	II0	C05-C03	3.44	1.65	1.54
32	i	320	II0	C34-C36	3.44	1.53	1.45
25	b	612	CLA	C1D-ND	3.44	1.42	1.37
25	h	303	CLA	C1D-ND	3.44	1.42	1.37
35	b	615	IHT	C40-C37	3.44	1.54	1.43
25	k	602	CLA	C4D-ND	-3.44	1.33	1.37
25	B	841	CLA	C4D-ND	-3.43	1.33	1.37
25	m	608	CLA	CMB-C2B	-3.43	1.44	1.51
25	B	835	CLA	C1D-ND	3.43	1.42	1.37
28	R	201	WVN	C28-C25	-3.43	1.31	1.35
32	m	615	II0	C12-C14	-3.43	1.45	1.51
32	c	615	II0	C34-C36	3.43	1.53	1.45
25	A	835	CLA	C1D-ND	3.43	1.42	1.37
25	a	306	CLA	C1D-ND	3.43	1.42	1.37
32	b	613	II0	C41-C39	3.43	1.54	1.43
35	j	616	IHT	C14-C02	3.43	1.60	1.53
32	i	320	II0	C05-C03	3.42	1.65	1.54
25	n	308	CLA	C1D-ND	3.42	1.42	1.37
35	b	616	IHT	C31-C29	3.42	1.54	1.43
35	n	318	IHT	C32-C33	3.42	1.53	1.45
25	m	604	CLA	C1D-ND	3.42	1.42	1.37
25	c	611	CLA	C1D-ND	3.42	1.42	1.37
32	k	616	II0	C05-C03	3.42	1.65	1.54
32	l	314	II0	C41-C39	3.42	1.54	1.43
35	a	317	IHT	C32-C33	3.42	1.53	1.45
28	M	101	WVN	C28-C25	-3.41	1.31	1.35
25	s	202	CLA	C1D-ND	3.41	1.42	1.37
25	j	602	CLA	C4D-ND	-3.41	1.33	1.37
25	i	308	CLA	C1D-ND	3.41	1.42	1.37
25	b	608	CLA	C4D-ND	-3.41	1.33	1.37
25	b	611	CLA	C4D-ND	-3.41	1.33	1.37

Continued on next page...

Continued from previous page...

Mol	Chain	Res	Type	Atoms	Z	Observed(Å)	Ideal(Å)
32	j	615	II0	C41-C39	3.41	1.54	1.43
25	A	810	CLA	C4D-ND	-3.41	1.33	1.37
25	B	840	CLA	C4D-ND	-3.41	1.33	1.37
28	J	101	WVN	C28-C25	-3.41	1.31	1.35
25	b	605	CLA	C4D-ND	-3.41	1.33	1.37
32	m	614	II0	C06-C04	3.40	1.65	1.54
25	c	605	CLA	C1D-ND	3.40	1.42	1.37
25	c	608	CLA	C1D-ND	3.40	1.42	1.37
25	a	306	CLA	C4D-ND	-3.40	1.33	1.37
25	B	841	CLA	C1D-ND	3.40	1.42	1.37
32	a	315	II0	C41-C39	3.40	1.54	1.43
35	b	615	IHT	C14-C02	3.40	1.60	1.53
25	a	307	CLA	C1D-ND	3.40	1.42	1.37
32	h	310	II0	C33-C35	3.40	1.53	1.45
25	b	611	CLA	C1D-ND	3.40	1.42	1.37
28	A	851	WVN	C37-C34	-3.40	1.31	1.35
32	J	104	II0	C41-C39	3.40	1.54	1.43
25	i	303	CLA	C1D-ND	3.39	1.42	1.37
25	l	304	CLA	C4D-ND	-3.39	1.33	1.37
25	B	818	CLA	C1D-ND	3.39	1.42	1.37
25	A	833	CLA	CMB-C2B	-3.39	1.44	1.51
25	A	828	CLA	C4D-ND	-3.39	1.33	1.37
28	M	101	WVN	C33-C34	3.39	1.53	1.45
32	k	617	II0	C41-C39	3.39	1.53	1.43
32	c	614	II0	C41-C39	3.39	1.53	1.43
25	B	817	CLA	CMB-C2B	-3.38	1.44	1.51
25	k	607	CLA	C1D-ND	3.38	1.41	1.37
32	b	613	II0	C05-C03	3.38	1.65	1.54
28	h	309	WVN	C31-C32	3.38	1.53	1.45
32	l	314	II0	C42-C40	3.38	1.53	1.43
28	A	848	WVN	C37-C34	-3.38	1.31	1.35
25	A	835	CLA	C4D-ND	-3.38	1.33	1.37
32	n	317	II0	C12-C14	-3.38	1.45	1.51
32	i	315	II0	C12-C14	-3.38	1.45	1.51
25	A	825	CLA	C4D-ND	-3.38	1.33	1.37
32	i	314	II0	C05-C03	3.38	1.65	1.54
28	l	301	WVN	C36-C32	-3.38	1.31	1.35
25	A	837	CLA	C1D-ND	3.37	1.41	1.37
25	d	302	CLA	C1D-ND	3.37	1.41	1.37
25	A	830	CLA	C4D-ND	-3.37	1.33	1.37
25	B	840	CLA	C1D-ND	3.37	1.41	1.37
25	j	604	CLA	C4D-ND	-3.37	1.33	1.37

Continued on next page...

Continued from previous page...

Mol	Chain	Res	Type	Atoms	Z	Observed(Å)	Ideal(Å)
32	l	313	II0	C05-C03	3.37	1.65	1.54
34	k	611	KC2	CHB-C4A	3.37	1.46	1.39
28	B	849	WVN	C37-C34	-3.37	1.31	1.35
32	k	619	II0	C05-C03	3.37	1.65	1.54
32	b	617	II0	C41-C39	3.37	1.53	1.43
32	k	617	II0	C34-C36	3.37	1.53	1.45
25	A	805	CLA	C1D-ND	3.36	1.41	1.37
25	m	610	CLA	C1D-ND	3.36	1.41	1.37
35	R	203	IHT	C40-C37	3.36	1.53	1.43
32	a	315	II0	C05-C03	3.36	1.65	1.54
25	h	304	CLA	C1D-ND	3.36	1.41	1.37
28	R	201	WVN	C37-C34	-3.36	1.31	1.35
32	d	316	II0	C12-C14	-3.36	1.45	1.51
32	n	319	II0	C34-C36	3.36	1.53	1.45
25	s	206	CLA	C4D-ND	-3.36	1.33	1.37
25	a	304	CLA	CMD-C2D	-3.36	1.43	1.50
25	b	601	CLA	C1D-ND	3.36	1.41	1.37
35	k	618	IHT	C14-C02	3.36	1.60	1.53
25	B	832	CLA	C1D-ND	3.35	1.41	1.37
25	l	308	CLA	C1D-ND	3.35	1.41	1.37
25	A	855	CLA	C1D-ND	3.35	1.41	1.37
32	d	313	II0	C34-C36	3.35	1.53	1.45
35	b	616	IHT	C14-C02	3.35	1.60	1.53
25	A	821	CLA	C4D-ND	-3.35	1.33	1.37
25	B	812	CLA	C4D-ND	-3.35	1.33	1.37
28	F	204	WVN	C33-C34	3.34	1.53	1.45
25	B	828	CLA	C1D-ND	3.34	1.41	1.37
25	R	202	CLA	C4D-ND	-3.34	1.33	1.37
33	J	105	LMG	O7-C10	3.34	1.43	1.34
25	h	306	CLA	C4D-ND	-3.34	1.33	1.37
25	A	804	CLA	C1D-ND	3.34	1.41	1.37
32	a	314	II0	C41-C39	3.34	1.53	1.43
28	l	315	WVN	C19-C22	3.34	1.53	1.45
28	L	205	WVN	C26-C22	-3.34	1.31	1.35
28	s	207	WVN	C28-C25	-3.34	1.31	1.35
34	s	204	KC2	CHB-C1B	3.34	1.44	1.38
25	a	303	CLA	C1D-ND	3.33	1.41	1.37
28	A	848	WVN	C36-C32	-3.33	1.31	1.35
28	i	316	WVN	C40-C37	3.33	1.53	1.43
25	B	809	CLA	C4D-ND	-3.33	1.33	1.37
25	B	833	CLA	C4D-ND	-3.33	1.33	1.37
25	A	843	CLA	C1D-ND	3.33	1.41	1.37

Continued on next page...

Continued from previous page...

Mol	Chain	Res	Type	Atoms	Z	Observed(Å)	Ideal(Å)
25	A	805	CLA	C4D-ND	-3.33	1.33	1.37
28	K	103	WVN	C33-C34	3.33	1.53	1.45
25	m	602	CLA	C1D-ND	3.33	1.41	1.37
32	d	314	II0	C05-C03	3.33	1.65	1.54
25	A	816	CLA	C1D-ND	3.33	1.41	1.37
32	b	617	II0	C05-C03	3.33	1.65	1.54
32	k	617	II0	C12-C14	-3.33	1.45	1.51
25	B	830	CLA	C4D-ND	-3.33	1.33	1.37
28	J	102	WVN	C37-C34	-3.32	1.31	1.35
25	h	302	CLA	C4D-ND	-3.32	1.33	1.37
25	l	305	CLA	C1D-ND	3.32	1.41	1.37
25	k	609	CLA	C4D-ND	-3.32	1.33	1.37
25	c	603	CLA	C1D-ND	3.32	1.41	1.37
25	B	827	CLA	C1D-ND	3.32	1.41	1.37
32	l	302	II0	C05-C03	3.32	1.65	1.54
25	n	310	CLA	C4D-ND	-3.32	1.33	1.37
28	i	316	WVN	C39-C36	3.32	1.53	1.43
28	A	851	WVN	C36-C32	-3.32	1.31	1.35
32	d	314	II0	C33-C35	3.31	1.53	1.45
35	m	616	IHT	C31-C29	3.31	1.53	1.43
25	m	609	CLA	C1D-ND	3.31	1.41	1.37
32	l	302	II0	C34-C36	3.31	1.53	1.45
32	l	316	II0	C33-C35	3.31	1.53	1.45
34	m	611	KC2	C1B-NB	-3.31	1.33	1.37
34	k	613	KC2	CHB-C4A	3.31	1.46	1.39
28	A	848	WVN	C28-C25	-3.31	1.31	1.35
34	n	313	KC2	C1B-NB	-3.31	1.33	1.37
35	k	618	IHT	C31-C29	3.31	1.53	1.43
25	B	835	CLA	C4D-ND	-3.31	1.33	1.37
34	i	319	KC2	CHB-C4A	3.31	1.46	1.39
25	B	814	CLA	C1D-ND	3.30	1.41	1.37
32	j	615	II0	C12-C14	-3.30	1.45	1.51
25	A	820	CLA	C1D-ND	3.30	1.41	1.37
25	B	850	CLA	C1D-ND	3.30	1.41	1.37
25	Q	302	CLA	C1D-ND	3.30	1.41	1.37
25	l	309	CLA	C4D-ND	-3.30	1.33	1.37
25	B	819	CLA	C4D-ND	-3.30	1.33	1.37
25	B	822	CLA	C1D-ND	3.30	1.41	1.37
25	B	821	CLA	C1D-ND	3.30	1.41	1.37
28	B	844	WVN	C26-C22	-3.29	1.31	1.35
25	A	839	CLA	C4D-ND	-3.29	1.33	1.37
32	h	311	II0	C12-C14	-3.29	1.46	1.51

Continued on next page...

Continued from previous page...

Mol	Chain	Res	Type	Atoms	Z	Observed(Å)	Ideal(Å)
25	A	808	CLA	C1D-ND	3.29	1.41	1.37
25	A	854	CLA	C1D-ND	3.29	1.41	1.37
25	K	101	CLA	C1D-ND	3.29	1.41	1.37
35	a	317	IHT	C31-C29	3.29	1.53	1.43
25	b	606	CLA	C4D-ND	-3.29	1.33	1.37
25	k	614	CLA	C4D-ND	-3.29	1.33	1.37
25	B	828	CLA	CHC-C1C	3.29	1.43	1.35
25	B	818	CLA	C4D-ND	-3.29	1.33	1.37
28	B	848	WVN	C37-C34	-3.29	1.31	1.35
35	c	616	IHT	C31-C29	3.29	1.53	1.43
34	c	610	KC2	C1B-NB	-3.29	1.33	1.37
34	c	610	KC2	C4D-CHA	3.29	1.49	1.45
32	c	614	II0	C06-C04	3.28	1.65	1.54
25	s	203	CLA	C1D-ND	3.28	1.41	1.37
25	B	831	CLA	CMB-C2B	-3.28	1.44	1.51
28	i	316	WVN	C29-C26	3.28	1.53	1.43
25	A	821	CLA	C1D-ND	3.28	1.41	1.37
25	c	601	CLA	C1D-ND	3.28	1.41	1.37
25	i	309	CLA	C1D-ND	3.28	1.41	1.37
25	B	834	CLA	C4D-ND	-3.28	1.33	1.37
25	B	834	CLA	C1D-ND	3.28	1.41	1.37
32	m	618	II0	C41-C39	3.28	1.53	1.43
25	b	609	CLA	C1D-ND	3.28	1.41	1.37
25	m	603	CLA	C4D-ND	-3.27	1.33	1.37
25	A	853	CLA	C4D-ND	-3.27	1.33	1.37
25	c	612	CLA	C4D-ND	-3.27	1.33	1.37
25	F	202	CLA	C4D-ND	-3.27	1.33	1.37
34	i	310	KC2	C4D-CHA	3.27	1.49	1.45
32	d	316	II0	C33-C35	3.27	1.53	1.45
25	h	305	CLA	C4D-ND	-3.27	1.33	1.37
28	M	101	WVN	C37-C34	-3.27	1.31	1.35
25	j	602	CLA	CMB-C2B	-3.26	1.44	1.51
32	h	312	II0	C05-C03	3.26	1.65	1.54
28	s	207	WVN	C36-C32	-3.26	1.31	1.35
32	c	617	II0	C05-C03	3.26	1.65	1.54
25	m	602	CLA	C4D-ND	-3.26	1.33	1.37
25	a	304	CLA	CHC-C1C	3.26	1.43	1.35
25	A	818	CLA	C4D-ND	-3.26	1.33	1.37
25	A	801	CLA	C1D-ND	3.26	1.41	1.37
28	B	846	WVN	C28-C25	-3.26	1.31	1.35
25	d	303	CLA	C1D-ND	3.26	1.41	1.37
28	F	204	WVN	C23-C25	3.25	1.52	1.45

Continued on next page...

Continued from previous page...

Mol	Chain	Res	Type	Atoms	Z	Observed(Å)	Ideal(Å)
25	B	808	CLA	C1D-ND	3.25	1.41	1.37
28	h	309	WVN	C29-C26	3.25	1.53	1.43
25	d	305	CLA	C4D-ND	-3.25	1.33	1.37
28	l	315	WVN	C39-C36	3.25	1.53	1.43
25	A	853	CLA	C1D-ND	3.25	1.41	1.37
32	k	619	II0	C33-C35	3.25	1.52	1.45
32	c	615	II0	C05-C03	3.25	1.65	1.54
28	h	309	WVN	C30-C28	3.25	1.53	1.43
25	B	821	CLA	C4D-ND	-3.25	1.33	1.37
34	m	611	KC2	CHB-C1B	3.25	1.44	1.38
25	n	303	CLA	C1D-ND	3.25	1.41	1.37
32	d	313	II0	C05-C03	3.25	1.65	1.54
25	n	304	CLA	C3B-C2B	-3.24	1.35	1.40
32	j	614	II0	C05-C03	3.24	1.65	1.54
36	i	301	LMU	O5'-C1'	3.24	1.50	1.41
35	b	615	IHT	C31-C29	3.24	1.53	1.43
28	R	201	WVN	C36-C32	-3.24	1.31	1.35
32	k	615	II0	C05-C03	3.24	1.65	1.54
25	b	605	CLA	C1D-ND	3.24	1.41	1.37
28	A	847	WVN	C36-C32	-3.24	1.31	1.35
32	n	301	II0	C05-C03	3.24	1.65	1.54
25	c	608	CLA	CHC-C1C	3.24	1.43	1.35
25	A	826	CLA	C4D-ND	-3.24	1.33	1.37
25	B	811	CLA	C4D-ND	-3.24	1.33	1.37
25	B	829	CLA	C4D-ND	-3.24	1.33	1.37
28	B	849	WVN	C36-C32	-3.24	1.31	1.35
25	A	815	CLA	C4D-ND	-3.24	1.33	1.37
25	c	607	CLA	C4D-ND	-3.23	1.33	1.37
25	A	818	CLA	CMB-C2B	-3.23	1.44	1.51
25	B	823	CLA	C1D-ND	3.23	1.41	1.37
32	i	314	II0	C34-C36	3.23	1.52	1.45
25	h	302	CLA	CHC-C1C	3.23	1.43	1.35
28	h	309	WVN	C23-C25	3.23	1.52	1.45
34	c	610	KC2	CHB-C4A	3.23	1.46	1.39
25	d	308	CLA	C4D-ND	-3.23	1.33	1.37
25	m	607	CLA	C3B-C2B	-3.23	1.35	1.40
25	A	807	CLA	C4D-ND	-3.23	1.33	1.37
25	l	305	CLA	CHC-C1C	3.23	1.43	1.35
25	B	828	CLA	C4D-ND	-3.23	1.33	1.37
25	k	603	CLA	CHC-C1C	3.22	1.43	1.35
32	i	313	II0	C05-C03	3.22	1.64	1.54
25	n	302	CLA	C4D-ND	-3.22	1.33	1.37

Continued on next page...

Continued from previous page...

Mol	Chain	Res	Type	Atoms	Z	Observed(Å)	Ideal(Å)
25	A	806	CLA	C4D-ND	-3.22	1.33	1.37
25	h	313	CLA	C1D-ND	3.22	1.41	1.37
32	a	314	II0	C06-C04	3.22	1.64	1.54
32	i	317	II0	C12-C14	-3.22	1.46	1.51
25	L	202	CLA	C4D-ND	-3.22	1.33	1.37
25	m	609	CLA	CHC-C1C	3.22	1.43	1.35
34	d	310	KC2	CHB-C4A	3.22	1.46	1.39
32	c	615	II0	C41-C39	3.22	1.53	1.43
32	m	614	II0	C12-C14	-3.22	1.46	1.51
28	A	848	WVN	C26-C22	-3.22	1.31	1.35
25	m	605	CLA	C4D-ND	-3.22	1.33	1.37
25	A	811	CLA	C4D-ND	-3.21	1.33	1.37
32	a	318	II0	C05-C03	3.21	1.64	1.54
25	A	834	CLA	C4D-ND	-3.21	1.33	1.37
25	B	839	CLA	C4D-ND	-3.21	1.33	1.37
25	K	102	CLA	C4D-ND	-3.21	1.33	1.37
34	s	201	KC2	C4B-NB	-3.21	1.33	1.37
25	h	302	CLA	C1D-ND	3.21	1.41	1.37
28	B	849	WVN	C30-C28	3.21	1.53	1.43
32	n	319	II0	C05-C03	3.21	1.64	1.54
35	k	618	IHT	C32-C33	3.21	1.52	1.45
25	A	810	CLA	C1D-ND	3.20	1.41	1.37
34	k	613	KC2	CHC-C1C	3.20	1.46	1.39
25	B	807	CLA	C1D-ND	3.20	1.41	1.37
28	B	844	WVN	C30-C28	3.20	1.53	1.43
28	h	309	WVN	C36-C32	-3.20	1.31	1.35
28	A	847	WVN	C28-C25	-3.20	1.31	1.35
28	K	103	WVN	C23-C25	3.20	1.52	1.45
32	l	302	II0	C33-C35	3.20	1.52	1.45
25	A	820	CLA	C4D-ND	-3.20	1.33	1.37
35	R	203	IHT	C31-C29	3.20	1.53	1.43
25	k	607	CLA	CMD-C2D	-3.20	1.44	1.50
25	B	827	CLA	C4D-ND	-3.20	1.33	1.37
34	n	312	KC2	CHB-C4A	3.20	1.46	1.39
25	j	603	CLA	C4D-ND	-3.19	1.33	1.37
25	j	608	CLA	CHC-C1C	3.19	1.43	1.35
32	i	315	II0	C05-C03	3.19	1.64	1.54
25	A	840	CLA	C4D-ND	-3.19	1.33	1.37
25	c	601	CLA	C4D-ND	-3.19	1.33	1.37
25	B	809	CLA	C1D-ND	3.19	1.41	1.37
25	A	841	CLA	C4D-ND	-3.19	1.33	1.37
32	J	104	II0	C12-C14	-3.19	1.46	1.51

Continued on next page...

Continued from previous page...

Mol	Chain	Res	Type	Atoms	Z	Observed(Å)	Ideal(Å)
28	L	201	WVN	C23-C25	3.19	1.52	1.45
25	B	850	CLA	C4D-ND	-3.19	1.33	1.37
25	B	829	CLA	C1D-ND	3.19	1.41	1.37
35	R	203	IHT	C32-C33	3.19	1.52	1.45
34	m	611	KC2	C4D-CHA	3.19	1.49	1.45
25	k	614	CLA	CHC-C1C	3.19	1.43	1.35
25	B	808	CLA	C4D-ND	-3.19	1.33	1.37
28	h	309	WVN	C33-C34	3.18	1.52	1.45
25	i	307	CLA	C4D-ND	-3.18	1.33	1.37
28	h	309	WVN	C19-C22	3.18	1.52	1.45
25	A	822	CLA	C4D-ND	-3.18	1.33	1.37
25	B	814	CLA	C4D-ND	-3.18	1.33	1.37
25	l	309	CLA	C1D-ND	3.18	1.41	1.37
28	l	315	WVN	C40-C37	3.18	1.53	1.43
25	b	603	CLA	C4D-ND	-3.18	1.33	1.37
25	B	805	CLA	C1D-ND	3.18	1.41	1.37
28	A	851	WVN	C28-C25	-3.18	1.31	1.35
32	m	614	II0	C05-C03	3.18	1.64	1.54
25	n	308	CLA	CMD-C2D	-3.18	1.44	1.50
32	a	316	II0	C41-C39	3.18	1.53	1.43
25	a	313	CLA	C1D-ND	3.18	1.41	1.37
25	L	204	CLA	C4D-ND	-3.18	1.33	1.37
25	m	601	CLA	C4D-ND	-3.18	1.33	1.37
28	F	204	WVN	C30-C28	3.18	1.53	1.43
28	s	207	WVN	C29-C26	3.17	1.53	1.43
28	K	103	WVN	C36-C32	-3.17	1.31	1.35
25	A	802	CLA	CHC-C1C	3.17	1.43	1.35
25	K	101	CLA	C4D-ND	-3.17	1.33	1.37
25	c	608	CLA	CMC-C2C	-3.17	1.44	1.50
25	a	305	CLA	C4D-ND	-3.17	1.33	1.37
25	A	809	CLA	C4D-ND	-3.17	1.33	1.37
25	b	607	CLA	C4D-ND	-3.17	1.33	1.37
25	b	612	CLA	CHC-C1C	3.17	1.43	1.35
28	I	101	WVN	C31-C32	3.17	1.52	1.45
25	A	853	CLA	CMB-C2B	-3.17	1.45	1.51
28	L	205	WVN	C36-C32	-3.17	1.31	1.35
25	A	829	CLA	C4D-ND	-3.17	1.33	1.37
32	c	614	II0	C05-C03	3.17	1.64	1.54
35	j	616	IHT	C32-C33	3.16	1.52	1.45
25	A	831	CLA	C4D-ND	-3.16	1.33	1.37
32	n	317	II0	C34-C36	3.16	1.52	1.45
25	A	814	CLA	C4D-ND	-3.16	1.33	1.37

Continued on next page...

Continued from previous page...

Mol	Chain	Res	Type	Atoms	Z	Observed(Å)	Ideal(Å)
25	A	803	CLA	CHC-C1C	3.16	1.43	1.35
34	s	204	KC2	C4D-CHA	3.16	1.49	1.45
28	L	205	WVN	C29-C26	3.16	1.53	1.43
28	B	847	WVN	C28-C25	-3.16	1.31	1.35
25	B	810	CLA	C4D-ND	-3.16	1.33	1.37
32	m	615	II0	C34-C36	3.16	1.52	1.45
28	K	103	WVN	C19-C22	3.15	1.52	1.45
25	m	602	CLA	CHC-C1C	3.15	1.43	1.35
28	i	316	WVN	C31-C32	3.15	1.52	1.45
25	a	313	CLA	C4D-ND	-3.15	1.33	1.37
25	d	302	CLA	CHC-C1C	3.15	1.43	1.35
25	A	840	CLA	CMB-C2B	-3.15	1.45	1.51
25	B	803	CLA	C4D-ND	-3.15	1.33	1.37
34	k	612	KC2	C3C-C4C	3.15	1.51	1.44
28	L	205	WVN	C33-C34	3.14	1.52	1.45
25	Q	303	CLA	C4D-ND	-3.14	1.33	1.37
28	I	101	WVN	C29-C26	3.14	1.53	1.43
25	A	838	CLA	C4D-ND	-3.14	1.33	1.37
25	B	833	CLA	C1D-ND	3.14	1.41	1.37
28	A	848	WVN	C33-C34	3.14	1.52	1.45
28	l	301	WVN	C23-C25	3.14	1.52	1.45
25	l	308	CLA	CMD-C2D	-3.14	1.44	1.50
25	A	813	CLA	C4D-ND	-3.14	1.33	1.37
34	j	610	KC2	CHB-C4A	3.14	1.46	1.39
32	d	314	II0	C12-C14	-3.14	1.46	1.51
34	n	312	KC2	C4D-CHA	3.14	1.48	1.45
32	d	313	II0	C12-C14	-3.14	1.46	1.51
34	k	613	KC2	C4D-CHA	3.14	1.48	1.45
25	b	603	CLA	CHC-C1C	3.14	1.43	1.35
28	R	201	WVN	C23-C25	3.14	1.52	1.45
25	A	816	CLA	C4D-ND	-3.13	1.33	1.37
25	d	307	CLA	C4D-ND	-3.13	1.33	1.37
32	a	318	II0	C12-C14	-3.13	1.46	1.51
32	b	614	II0	C05-C03	3.13	1.64	1.54
28	J	102	WVN	C36-C32	-3.13	1.31	1.35
25	B	820	CLA	C4D-ND	-3.13	1.33	1.37
25	h	307	CLA	C4D-ND	-3.13	1.33	1.37
32	j	615	II0	C05-C03	3.13	1.64	1.54
25	m	612	CLA	C4D-ND	-3.13	1.33	1.37
28	B	847	WVN	C37-C34	-3.13	1.31	1.35
25	b	604	CLA	C4D-ND	-3.13	1.33	1.37
25	n	314	CLA	C4D-ND	-3.13	1.33	1.37

Continued on next page...

Continued from previous page...

Mol	Chain	Res	Type	Atoms	Z	Observed(Å)	Ideal(Å)
25	m	607	CLA	CMB-C2B	-3.13	1.45	1.51
32	k	616	II0	C34-C36	3.13	1.52	1.45
25	B	831	CLA	C4D-ND	-3.13	1.33	1.37
25	B	826	CLA	C1D-ND	3.13	1.41	1.37
25	n	310	CLA	CHC-C1C	3.13	1.43	1.35
28	K	103	WVN	C29-C26	3.12	1.53	1.43
28	s	207	WVN	C33-C34	3.12	1.52	1.45
25	A	833	CLA	C1D-ND	3.12	1.41	1.37
25	A	813	CLA	CHC-C1C	3.12	1.43	1.35
25	j	604	CLA	CHC-C1C	3.12	1.43	1.35
25	B	815	CLA	C4D-ND	-3.12	1.33	1.37
35	b	615	IHT	C32-C33	3.12	1.52	1.45
25	i	306	CLA	C4D-ND	-3.12	1.33	1.37
32	n	315	II0	C33-C35	3.12	1.52	1.45
25	n	309	CLA	C4D-ND	-3.12	1.33	1.37
25	A	830	CLA	C1D-ND	3.12	1.41	1.37
25	Q	303	CLA	C1D-ND	3.12	1.41	1.37
25	j	603	CLA	CHC-C1C	3.12	1.43	1.35
25	h	308	CLA	C4D-ND	-3.12	1.33	1.37
28	K	103	WVN	C30-C28	3.12	1.53	1.43
28	L	206	WVN	C28-C25	-3.12	1.31	1.35
25	s	202	CLA	C4D-ND	-3.11	1.33	1.37
25	c	607	CLA	CHC-C1C	3.11	1.42	1.35
25	A	801	CLA	C4D-ND	-3.11	1.33	1.37
28	B	844	WVN	C28-C25	-3.11	1.31	1.35
25	c	605	CLA	C3B-C2B	-3.11	1.36	1.40
28	F	204	WVN	C40-C37	3.11	1.53	1.43
25	s	203	CLA	CHC-C1C	3.11	1.42	1.35
25	A	837	CLA	C4D-ND	-3.11	1.33	1.37
32	c	613	II0	C05-C03	3.11	1.64	1.54
32	d	315	II0	C12-C14	-3.11	1.46	1.51
32	b	617	II0	C34-C36	3.11	1.52	1.45
25	A	855	CLA	C4D-ND	-3.11	1.33	1.37
25	i	311	CLA	C4D-ND	-3.11	1.33	1.37
25	A	819	CLA	C4D-ND	-3.10	1.33	1.37
25	b	610	CLA	C4D-ND	-3.10	1.33	1.37
32	a	316	II0	C12-C14	-3.10	1.46	1.51
25	b	607	CLA	CHC-C1C	3.10	1.42	1.35
34	n	312	KC2	C1B-NB	-3.10	1.34	1.37
25	d	302	CLA	C4D-ND	-3.10	1.33	1.37
25	n	305	CLA	C4D-ND	-3.10	1.33	1.37
28	l	315	WVN	C30-C28	3.10	1.53	1.43

Continued on next page...

Continued from previous page...

Mol	Chain	Res	Type	Atoms	Z	Observed(Å)	Ideal(Å)
25	B	803	CLA	C1D-ND	3.10	1.41	1.37
25	A	804	CLA	C4D-ND	-3.10	1.33	1.37
34	d	311	KC2	CHC-C1C	3.10	1.46	1.39
25	A	830	CLA	CMB-C2B	-3.10	1.45	1.51
25	k	609	CLA	CHC-C1C	3.10	1.42	1.35
25	c	611	CLA	C4D-ND	-3.10	1.33	1.37
25	j	603	CLA	C1D-ND	3.09	1.41	1.37
25	b	609	CLA	CHC-C1C	3.09	1.42	1.35
25	j	607	CLA	CHC-C1C	3.09	1.42	1.35
35	c	616	IHT	C32-C33	3.09	1.52	1.45
32	j	614	II0	C34-C36	3.09	1.52	1.45
32	m	618	II0	C05-C03	3.09	1.64	1.54
28	I	101	WVN	C19-C22	3.09	1.52	1.45
25	c	606	CLA	CMB-C2B	-3.09	1.45	1.51
32	h	311	II0	C33-C35	3.09	1.52	1.45
25	c	609	CLA	C4D-ND	-3.09	1.33	1.37
25	a	312	CLA	CHC-C1C	3.09	1.42	1.35
28	B	844	WVN	C33-C34	3.09	1.52	1.45
28	L	205	WVN	C28-C25	-3.09	1.31	1.35
32	l	314	II0	C05-C03	3.09	1.64	1.54
25	m	608	CLA	C4D-ND	-3.09	1.33	1.37
28	L	205	WVN	C19-C22	3.09	1.52	1.45
32	c	617	II0	C34-C36	3.08	1.52	1.45
25	m	605	CLA	CHC-C1C	3.08	1.42	1.35
28	l	315	WVN	C31-C32	3.08	1.52	1.45
28	L	205	WVN	C31-C32	3.08	1.52	1.45
25	B	824	CLA	C4D-ND	-3.08	1.33	1.37
34	i	310	KC2	CHC-C4B	3.08	1.44	1.38
25	b	601	CLA	C4D-ND	-3.08	1.33	1.37
25	h	304	CLA	C4D-ND	-3.08	1.33	1.37
28	A	848	WVN	C29-C26	3.08	1.53	1.43
25	d	301	CLA	C4D-ND	-3.08	1.33	1.37
34	s	201	KC2	CHC-C1C	3.08	1.46	1.39
34	d	310	KC2	C1B-NB	-3.08	1.34	1.37
25	d	312	CLA	C4D-ND	-3.07	1.33	1.37
32	J	104	II0	C05-C03	3.07	1.64	1.54
25	d	304	CLA	CHC-C1C	3.07	1.42	1.35
25	a	304	CLA	C4D-ND	-3.07	1.33	1.37
25	A	815	CLA	CMB-C2B	-3.07	1.45	1.51
25	c	603	CLA	C4D-ND	-3.07	1.33	1.37
25	J	103	CLA	C4D-ND	-3.07	1.33	1.37
32	k	617	II0	C05-C03	3.07	1.64	1.54

Continued on next page...

Continued from previous page...

Mol	Chain	Res	Type	Atoms	Z	Observed(Å)	Ideal(Å)
34	i	319	KC2	CHC-C1C	3.07	1.46	1.39
25	k	604	CLA	C4D-ND	-3.07	1.33	1.37
32	i	320	II0	C33-C35	3.07	1.52	1.45
34	d	310	KC2	CHC-C1C	3.07	1.46	1.39
28	B	849	WVN	C23-C25	3.07	1.52	1.45
25	m	604	CLA	C4D-ND	-3.07	1.33	1.37
25	A	827	CLA	CHC-C1C	3.07	1.42	1.35
25	j	605	CLA	C4D-ND	-3.06	1.33	1.37
28	A	848	WVN	C39-C36	3.06	1.52	1.43
32	a	318	II0	C33-C35	3.06	1.52	1.45
25	B	822	CLA	CHC-C1C	3.06	1.42	1.35
25	m	609	CLA	C4D-ND	-3.06	1.33	1.37
25	i	309	CLA	C4D-ND	-3.06	1.33	1.37
25	i	304	CLA	CHC-C1C	3.06	1.42	1.35
32	i	313	II0	C33-C35	3.06	1.52	1.45
25	b	602	CLA	CHC-C1C	3.06	1.42	1.35
28	A	851	WVN	C33-C34	3.06	1.52	1.45
28	B	849	WVN	C33-C34	3.05	1.52	1.45
28	B	844	WVN	C31-C32	3.05	1.52	1.45
25	A	839	CLA	C1D-ND	3.05	1.41	1.37
25	j	612	CLA	CHC-C1C	3.05	1.42	1.35
28	K	103	WVN	C40-C37	3.05	1.52	1.43
25	i	308	CLA	C4D-ND	-3.05	1.33	1.37
32	i	317	II0	C33-C35	3.05	1.52	1.45
25	B	813	CLA	C4D-ND	-3.05	1.33	1.37
35	m	616	IHT	C32-C33	3.05	1.52	1.45
25	n	309	CLA	CHC-C1C	3.05	1.42	1.35
25	B	815	CLA	CHC-C1C	3.05	1.42	1.35
28	B	847	WVN	C23-C25	3.05	1.52	1.45
25	A	824	CLA	C4D-ND	-3.05	1.33	1.37
34	j	610	KC2	C4D-CHA	3.05	1.48	1.45
25	A	828	CLA	CMD-C2D	-3.05	1.44	1.50
34	k	611	KC2	C4D-CHA	3.05	1.48	1.45
28	M	101	WVN	C29-C26	3.04	1.52	1.43
25	B	823	CLA	C4D-ND	-3.04	1.33	1.37
25	i	308	CLA	CHC-C1C	3.04	1.42	1.35
25	d	303	CLA	C4D-ND	-3.04	1.33	1.37
25	m	603	CLA	CHC-C1C	3.04	1.42	1.35
28	h	309	WVN	C40-C37	3.04	1.52	1.43
28	L	205	WVN	C37-C34	-3.04	1.31	1.35
28	A	851	WVN	C30-C28	3.04	1.52	1.43
25	a	311	CLA	C4D-ND	-3.04	1.33	1.37

Continued on next page...

Continued from previous page...

Mol	Chain	Res	Type	Atoms	Z	Observed(Å)	Ideal(Å)
28	K	103	WVN	C39-C36	3.04	1.52	1.43
25	k	608	CLA	CHC-C1C	3.04	1.42	1.35
28	s	207	WVN	C31-C32	3.04	1.52	1.45
25	l	309	CLA	CHC-C1C	3.04	1.42	1.35
28	l	315	WVN	C33-C34	3.04	1.52	1.45
25	k	607	CLA	C4D-ND	-3.04	1.33	1.37
28	M	101	WVN	C31-C32	3.04	1.52	1.45
32	a	314	II0	C34-C36	3.04	1.52	1.45
25	l	303	CLA	C4D-ND	-3.04	1.33	1.37
25	B	821	CLA	CHC-C1C	3.04	1.42	1.35
25	h	303	CLA	CMB-C2B	-3.03	1.45	1.51
25	A	804	CLA	CHC-C1C	3.03	1.42	1.35
25	A	812	CLA	CMC-C2C	-3.03	1.44	1.50
28	L	205	WVN	C39-C36	3.03	1.52	1.43
25	a	303	CLA	C4D-ND	-3.03	1.33	1.37
28	B	844	WVN	C40-C37	3.03	1.52	1.43
28	l	301	WVN	C30-C28	3.03	1.52	1.43
25	i	303	CLA	C4D-ND	-3.02	1.33	1.37
28	A	848	WVN	C40-C37	3.02	1.52	1.43
32	n	316	II0	C34-C36	3.02	1.52	1.45
25	a	307	CLA	C4D-ND	-3.02	1.33	1.37
25	B	819	CLA	CHC-C1C	3.02	1.42	1.35
28	l	301	WVN	C37-C34	-3.02	1.31	1.35
25	k	601	CLA	C4D-ND	-3.02	1.33	1.37
28	A	847	WVN	C19-C22	3.02	1.52	1.45
28	l	301	WVN	C33-C34	3.01	1.52	1.45
25	A	802	CLA	CMB-C2B	-3.01	1.45	1.51
25	a	306	CLA	CHC-C1C	3.01	1.42	1.35
28	i	316	WVN	C19-C22	3.01	1.52	1.45
34	l	311	KC2	CHB-C4A	3.01	1.46	1.39
28	J	101	WVN	C36-C32	-3.01	1.31	1.35
25	m	604	CLA	CHC-C1C	3.01	1.42	1.35
34	n	313	KC2	CHC-C1C	3.01	1.46	1.39
25	i	312	CLA	CHC-C1C	3.01	1.42	1.35
32	c	614	II0	C34-C36	3.01	1.52	1.45
25	B	833	CLA	CHC-C1C	3.01	1.42	1.35
28	R	201	WVN	C30-C28	3.01	1.52	1.43
25	j	605	CLA	CHC-C1C	3.01	1.42	1.35
25	A	842	CLA	CMB-C2B	-3.01	1.45	1.51
25	a	309	CLA	CHC-C1C	3.01	1.42	1.35
25	j	607	CLA	C4D-ND	-3.00	1.33	1.37
28	A	847	WVN	C30-C28	3.00	1.52	1.43

Continued on next page...

Continued from previous page...

Mol	Chain	Res	Type	Atoms	Z	Observed(Å)	Ideal(Å)
25	A	854	CLA	CHC-C1C	3.00	1.42	1.35
28	J	101	WVN	C33-C34	3.00	1.52	1.45
28	h	309	WVN	C39-C36	3.00	1.52	1.43
25	A	830	CLA	CHC-C1C	3.00	1.42	1.35
28	K	103	WVN	C31-C32	3.00	1.52	1.45
28	I	101	WVN	C37-C34	-3.00	1.31	1.35
25	c	602	CLA	C1D-ND	3.00	1.41	1.37
25	c	604	CLA	C4D-ND	-3.00	1.33	1.37
25	l	312	CLA	CHC-C1C	3.00	1.42	1.35
25	m	608	CLA	C3B-C2B	-3.00	1.36	1.40
25	A	820	CLA	CMB-C2B	-3.00	1.45	1.51
25	m	608	CLA	CMC-C2C	-3.00	1.44	1.50
25	k	604	CLA	CHC-C1C	3.00	1.42	1.35
32	c	615	II0	C12-C14	-3.00	1.46	1.51
25	m	607	CLA	CHC-C1C	2.99	1.42	1.35
28	J	101	WVN	C30-C28	2.99	1.52	1.43
25	B	836	CLA	C4D-ND	-2.99	1.33	1.37
28	A	851	WVN	C23-C25	2.99	1.52	1.45
28	I	101	WVN	C36-C32	-2.99	1.31	1.35
34	s	204	KC2	CHC-C1C	2.99	1.46	1.39
32	i	313	II0	C34-C36	2.99	1.52	1.45
25	B	835	CLA	CHC-C1C	2.99	1.42	1.35
25	i	303	CLA	CHC-C1C	2.99	1.42	1.35
28	A	848	WVN	C31-C32	2.99	1.52	1.45
28	L	205	WVN	C23-C25	2.99	1.52	1.45
25	A	825	CLA	CHC-C1C	2.99	1.42	1.35
25	A	843	CLA	C4D-ND	-2.99	1.33	1.37
25	s	202	CLA	CMB-C2B	-2.99	1.45	1.51
32	j	613	II0	C34-C36	2.99	1.52	1.45
28	B	844	WVN	C36-C32	-2.99	1.31	1.35
25	d	308	CLA	CHC-C1C	2.98	1.42	1.35
28	R	201	WVN	C33-C34	2.98	1.52	1.45
25	c	612	CLA	CHC-C1C	2.98	1.42	1.35
28	L	205	WVN	C30-C28	2.98	1.52	1.43
28	B	847	WVN	C36-C32	-2.98	1.31	1.35
32	d	313	II0	C33-C35	2.98	1.52	1.45
25	A	817	CLA	CHC-C1C	2.98	1.42	1.35
25	B	838	CLA	C1D-ND	2.98	1.41	1.37
25	k	603	CLA	C4D-ND	-2.98	1.33	1.37
28	M	101	WVN	C30-C28	2.98	1.52	1.43
28	B	847	WVN	C33-C34	2.98	1.52	1.45
25	A	832	CLA	C4D-ND	-2.98	1.33	1.37

Continued on next page...

Continued from previous page...

Mol	Chain	Res	Type	Atoms	Z	Observed(Å)	Ideal(Å)
25	i	302	CLA	C4D-ND	-2.97	1.33	1.37
25	b	606	CLA	C1D-ND	2.97	1.41	1.37
25	B	822	CLA	C4D-ND	-2.97	1.33	1.37
25	A	809	CLA	CHC-C1C	2.97	1.42	1.35
25	B	813	CLA	CHC-C1C	2.97	1.42	1.35
25	B	841	CLA	CHC-C1C	2.97	1.42	1.35
25	B	824	CLA	CHC-C1C	2.97	1.42	1.35
34	s	204	KC2	C1D-CHD	2.97	1.49	1.41
34	i	319	KC2	C1B-NB	-2.97	1.34	1.37
25	B	836	CLA	CMB-C2B	-2.97	1.45	1.51
34	l	311	KC2	C4D-CHA	2.97	1.48	1.45
25	c	602	CLA	CMB-C2B	-2.97	1.45	1.51
28	B	849	WVN	C19-C22	2.97	1.52	1.45
25	A	817	CLA	CMB-C2B	-2.97	1.45	1.51
25	l	305	CLA	C4D-ND	-2.97	1.33	1.37
25	d	307	CLA	CHC-C1C	2.97	1.42	1.35
25	A	842	CLA	C4D-ND	-2.97	1.33	1.37
32	a	315	II0	C34-C36	2.96	1.52	1.45
28	F	204	WVN	C02-C11	2.96	1.54	1.50
25	B	818	CLA	CHC-C1C	2.96	1.42	1.35
25	m	608	CLA	CHC-C1C	2.96	1.42	1.35
28	J	102	WVN	C40-C37	2.96	1.52	1.43
25	B	826	CLA	CHC-C1C	2.96	1.42	1.35
25	A	812	CLA	CHC-C1C	2.96	1.42	1.35
25	k	607	CLA	CMB-C2B	-2.96	1.45	1.51
28	s	207	WVN	C39-C36	2.96	1.52	1.43
32	l	313	II0	C33-C35	2.96	1.52	1.45
32	n	301	II0	C34-C36	2.96	1.52	1.45
25	A	841	CLA	CHC-C1C	2.96	1.42	1.35
28	M	101	WVN	C39-C36	2.96	1.52	1.43
25	c	604	CLA	CMB-C2B	-2.95	1.45	1.51
25	h	303	CLA	CHC-C1C	2.95	1.42	1.35
32	a	316	II0	C05-C03	2.95	1.64	1.54
34	m	611	KC2	CHC-C1C	2.95	1.46	1.39
25	c	603	CLA	CHC-C1C	2.95	1.42	1.35
25	K	102	CLA	CMC-C2C	-2.95	1.44	1.50
25	l	308	CLA	CMB-C2B	-2.95	1.45	1.51
25	i	305	CLA	CMB-C2B	-2.95	1.45	1.51
25	A	854	CLA	C4D-ND	-2.95	1.33	1.37
25	F	202	CLA	CHC-C1C	2.95	1.42	1.35
28	A	851	WVN	C40-C37	2.95	1.52	1.43
25	d	301	CLA	CHC-C1C	2.95	1.42	1.35

Continued on next page...

Continued from previous page...

Mol	Chain	Res	Type	Atoms	Z	Observed(Å)	Ideal(Å)
25	m	606	CLA	C4D-ND	-2.95	1.33	1.37
32	k	615	II0	C33-C35	2.95	1.52	1.45
28	B	849	WVN	C40-C37	2.95	1.52	1.43
25	m	613	CLA	CHC-C1C	2.95	1.42	1.35
25	A	853	CLA	CHC-C1C	2.95	1.42	1.35
32	n	319	II0	C33-C35	2.94	1.52	1.45
34	k	612	KC2	CHB-C4A	2.94	1.45	1.39
25	c	606	CLA	C3B-CAB	-2.94	1.41	1.47
25	c	611	CLA	CHC-C1C	2.94	1.42	1.35
34	k	612	KC2	C1B-NB	-2.94	1.34	1.37
25	B	838	CLA	CMD-C2D	-2.94	1.44	1.50
32	n	316	II0	C33-C35	2.94	1.52	1.45
25	B	816	CLA	CMB-C2B	-2.93	1.45	1.51
25	R	202	CLA	CHC-C1C	2.93	1.42	1.35
25	B	805	CLA	C4D-ND	-2.93	1.33	1.37
28	R	201	WVN	C26-C22	-2.93	1.31	1.35
28	B	844	WVN	C29-C26	2.93	1.52	1.43
25	B	804	CLA	C1D-ND	2.93	1.41	1.37
28	A	851	WVN	C39-C36	2.93	1.52	1.43
32	b	614	II0	C33-C35	2.93	1.52	1.45
25	A	856	CLA	C4D-ND	-2.93	1.33	1.37
28	A	847	WVN	C33-C34	2.93	1.52	1.45
34	i	310	KC2	CHB-C4A	2.93	1.45	1.39
25	A	821	CLA	CHC-C1C	2.92	1.42	1.35
25	l	308	CLA	CHC-C1C	2.92	1.42	1.35
25	k	606	CLA	C4D-ND	-2.92	1.33	1.37
25	i	306	CLA	CHC-C1C	2.92	1.42	1.35
25	m	607	CLA	C4D-ND	-2.92	1.33	1.37
32	n	301	II0	C33-C35	2.92	1.52	1.45
25	n	305	CLA	CHC-C1C	2.92	1.42	1.35
25	j	609	CLA	C4D-ND	-2.92	1.33	1.37
28	i	316	WVN	C36-C32	-2.92	1.31	1.35
25	d	309	CLA	CHC-C1C	2.92	1.42	1.35
25	B	840	CLA	CHC-C1C	2.92	1.42	1.35
25	n	314	CLA	CHC-C1C	2.92	1.42	1.35
28	M	101	WVN	C23-C25	2.92	1.52	1.45
32	j	613	II0	C05-C03	2.91	1.64	1.54
25	A	828	CLA	CHC-C1C	2.91	1.42	1.35
28	K	103	WVN	C37-C34	-2.91	1.31	1.35
28	i	316	WVN	C26-C22	-2.91	1.31	1.35
25	d	303	CLA	CHC-C1C	2.91	1.42	1.35
25	d	306	CLA	C4D-ND	-2.91	1.33	1.37

Continued on next page...

Continued from previous page...

Mol	Chain	Res	Type	Atoms	Z	Observed(Å)	Ideal(Å)
28	R	201	WVN	C39-C36	2.91	1.52	1.43
28	l	301	WVN	C28-C25	-2.91	1.31	1.35
25	B	838	CLA	C4D-ND	-2.91	1.33	1.37
28	M	101	WVN	C26-C22	-2.91	1.31	1.35
25	a	313	CLA	CHC-C1C	2.91	1.42	1.35
25	n	303	CLA	CHC-C1C	2.91	1.42	1.35
28	J	101	WVN	C29-C26	2.91	1.52	1.43
32	m	618	II0	C34-C36	2.91	1.52	1.45
25	s	209	CLA	CHC-C1C	2.91	1.42	1.35
25	A	822	CLA	CHC-C1C	2.91	1.42	1.35
25	B	823	CLA	CMB-C2B	-2.91	1.45	1.51
34	i	310	KC2	C1B-NB	-2.91	1.34	1.37
32	b	617	II0	C33-C35	2.91	1.52	1.45
25	a	312	CLA	CMB-C2B	-2.91	1.45	1.51
25	d	306	CLA	CHC-C1C	2.90	1.42	1.35
28	R	201	WVN	C29-C26	2.90	1.52	1.43
25	m	613	CLA	C4D-ND	-2.90	1.33	1.37
25	n	304	CLA	CMC-C2C	-2.90	1.44	1.50
25	B	807	CLA	CHC-C1C	2.90	1.42	1.35
25	k	605	CLA	CHC-C1C	2.90	1.42	1.35
32	J	104	II0	C34-C36	2.90	1.52	1.45
34	n	313	KC2	C4D-CHA	2.90	1.48	1.45
32	n	317	II0	C33-C35	2.90	1.52	1.45
28	M	101	WVN	C40-C37	2.90	1.52	1.43
25	n	306	CLA	CHC-C1C	2.90	1.42	1.35
25	s	209	CLA	C4D-ND	-2.90	1.33	1.37
28	K	103	WVN	C28-C25	-2.90	1.31	1.35
25	m	607	CLA	C1D-ND	2.89	1.41	1.37
28	K	103	WVN	C26-C22	-2.89	1.31	1.35
28	J	102	WVN	C39-C36	2.89	1.52	1.43
25	c	605	CLA	C4D-ND	-2.89	1.33	1.37
25	A	818	CLA	CHC-C1C	2.89	1.42	1.35
25	i	304	CLA	C4D-ND	-2.89	1.33	1.37
32	h	312	II0	C33-C35	2.89	1.52	1.45
25	B	808	CLA	CMB-C2B	-2.89	1.45	1.51
34	k	613	KC2	C1B-NB	-2.89	1.34	1.37
25	A	837	CLA	CHC-C1C	2.89	1.42	1.35
25	B	827	CLA	CMB-C2B	-2.89	1.45	1.51
28	A	848	WVN	C30-C28	2.89	1.52	1.43
28	A	850	WVN	C30-C28	2.89	1.52	1.43
25	B	806	CLA	CHC-C1C	2.89	1.42	1.35
34	k	611	KC2	CHC-C1C	2.89	1.45	1.39

Continued on next page...

Continued from previous page...

Mol	Chain	Res	Type	Atoms	Z	Observed(Å)	Ideal(Å)
25	k	610	CLA	C4D-ND	-2.89	1.33	1.37
25	h	305	CLA	CHC-C1C	2.89	1.42	1.35
28	B	844	WVN	C39-C36	2.89	1.52	1.43
32	b	613	II0	C34-C36	2.89	1.52	1.45
25	k	608	CLA	C4D-ND	-2.88	1.33	1.37
25	Q	303	CLA	CMB-C2B	-2.88	1.45	1.51
25	A	855	CLA	CMB-C2B	-2.88	1.45	1.51
25	b	604	CLA	CHC-C1C	2.88	1.42	1.35
35	b	616	IHT	C32-C33	2.88	1.52	1.45
25	B	837	CLA	CHC-C1C	2.88	1.42	1.35
32	m	614	II0	C33-C35	2.88	1.52	1.45
25	c	609	CLA	CHC-C1C	2.88	1.42	1.35
28	B	849	WVN	C39-C36	2.88	1.52	1.43
28	L	205	WVN	C40-C37	2.88	1.52	1.43
34	c	610	KC2	CHC-C1C	2.88	1.45	1.39
25	l	307	CLA	C4D-ND	-2.88	1.33	1.37
25	i	305	CLA	C4D-ND	-2.88	1.33	1.37
25	A	819	CLA	CMB-C2B	-2.87	1.45	1.51
25	B	804	CLA	CHC-C1C	2.87	1.42	1.35
25	B	811	CLA	CHC-C1C	2.87	1.42	1.35
25	L	203	CLA	CHC-C1C	2.87	1.42	1.35
25	A	828	CLA	C1D-ND	2.87	1.41	1.37
25	A	836	CLA	CHC-C1C	2.87	1.42	1.35
32	b	614	II0	C34-C36	2.87	1.52	1.45
25	b	605	CLA	CHC-C1C	2.87	1.42	1.35
25	B	830	CLA	CHC-C1C	2.87	1.42	1.35
25	J	103	CLA	CHC-C1C	2.87	1.42	1.35
28	R	201	WVN	C31-C32	2.87	1.52	1.45
25	B	805	CLA	CHC-C1C	2.87	1.42	1.35
25	b	612	CLA	CMD-C2D	-2.87	1.44	1.50
25	B	810	CLA	CMB-C2B	-2.87	1.45	1.51
25	k	606	CLA	CHC-C1C	2.86	1.42	1.35
34	s	204	KC2	CHB-C4A	2.86	1.45	1.39
25	l	304	CLA	CHC-C1C	2.86	1.42	1.35
28	A	848	WVN	C19-C22	2.86	1.52	1.45
25	B	827	CLA	CHC-C1C	2.86	1.42	1.35
25	d	304	CLA	C4D-ND	-2.86	1.33	1.37
25	A	838	CLA	CHC-C1C	2.86	1.42	1.35
25	m	610	CLA	CHC-C1C	2.86	1.42	1.35
25	d	312	CLA	CHC-C1C	2.86	1.42	1.35
28	A	847	WVN	C40-C37	2.86	1.52	1.43
25	m	606	CLA	CMB-C2B	-2.86	1.45	1.51

Continued on next page...

Continued from previous page...

Mol	Chain	Res	Type	Atoms	Z	Observed(Å)	Ideal(Å)
25	A	801	CLA	CMB-C2B	-2.86	1.45	1.51
25	l	306	CLA	C4D-ND	-2.86	1.33	1.37
32	k	617	II0	C33-C35	2.86	1.52	1.45
25	A	826	CLA	CHC-C1C	2.86	1.42	1.35
25	k	601	CLA	CHC-C1C	2.86	1.42	1.35
25	B	832	CLA	CHC-C1C	2.86	1.42	1.35
25	B	828	CLA	CMB-C2B	-2.85	1.45	1.51
34	s	201	KC2	CHB-C1B	2.85	1.43	1.38
25	a	305	CLA	CHC-C1C	2.85	1.42	1.35
25	h	303	CLA	C4D-ND	-2.85	1.33	1.37
25	h	304	CLA	CHC-C1C	2.85	1.42	1.35
28	l	301	WVN	C40-C37	2.85	1.52	1.43
25	j	601	CLA	C4D-ND	-2.85	1.33	1.37
28	h	309	WVN	C37-C34	-2.85	1.32	1.35
25	B	825	CLA	CHC-C1C	2.85	1.42	1.35
28	B	846	WVN	C19-C22	2.85	1.52	1.45
32	j	615	II0	C33-C35	2.84	1.52	1.45
25	h	306	CLA	CHC-C1C	2.84	1.42	1.35
25	l	310	CLA	CHC-C1C	2.84	1.42	1.35
25	a	307	CLA	CHC-C1C	2.84	1.42	1.35
28	B	846	WVN	C30-C28	2.84	1.52	1.43
25	l	308	CLA	C4D-ND	-2.84	1.33	1.37
25	A	823	CLA	C4D-ND	-2.84	1.33	1.37
25	B	839	CLA	CHC-C1C	2.84	1.42	1.35
25	a	303	CLA	CMB-C2B	-2.84	1.45	1.51
28	A	850	WVN	C02-C11	2.84	1.54	1.50
28	J	101	WVN	C39-C36	2.84	1.52	1.43
25	A	835	CLA	CMB-C2B	-2.84	1.45	1.51
25	K	101	CLA	CHC-C1C	2.84	1.42	1.35
28	l	315	WVN	C23-C25	2.84	1.52	1.45
25	B	822	CLA	CMB-C2B	-2.84	1.45	1.51
28	K	103	WVN	C02-C11	2.83	1.54	1.50
25	A	828	CLA	CMB-C2B	-2.83	1.45	1.51
25	B	812	CLA	CHC-C1C	2.83	1.42	1.35
28	l	315	WVN	C28-C25	-2.83	1.32	1.35
25	j	611	CLA	C4D-ND	-2.83	1.33	1.37
25	n	311	CLA	CHC-C1C	2.83	1.42	1.35
25	m	602	CLA	C3B-CAB	-2.83	1.42	1.47
25	A	815	CLA	CHC-C1C	2.83	1.42	1.35
25	B	816	CLA	C3B-CAB	-2.82	1.42	1.47
28	L	206	WVN	C30-C28	2.82	1.52	1.43
28	F	204	WVN	C37-C34	-2.82	1.32	1.35

Continued on next page...

Continued from previous page...

Mol	Chain	Res	Type	Atoms	Z	Observed(Å)	Ideal(Å)
25	B	823	CLA	CHC-C1C	2.82	1.42	1.35
25	k	602	CLA	C1D-ND	2.82	1.41	1.37
25	c	602	CLA	CHC-C1C	2.82	1.42	1.35
25	Q	302	CLA	C4D-ND	-2.82	1.33	1.37
25	i	311	CLA	CHC-C1C	2.82	1.42	1.35
28	I	101	WVN	C39-C36	2.82	1.52	1.43
25	b	605	CLA	CMB-C2B	-2.82	1.45	1.51
28	B	848	WVN	C23-C25	2.82	1.52	1.45
34	k	611	KC2	C1B-NB	-2.82	1.34	1.37
25	B	831	CLA	CHC-C1C	2.82	1.42	1.35
25	Q	302	CLA	CMB-C2B	-2.82	1.45	1.51
28	A	848	WVN	C23-C25	2.82	1.52	1.45
32	c	613	II0	C33-C35	2.82	1.52	1.45
34	n	312	KC2	CHC-C1C	2.82	1.45	1.39
28	B	847	WVN	C40-C37	2.81	1.52	1.43
25	i	305	CLA	CHC-C1C	2.81	1.42	1.35
25	A	831	CLA	CHC-C1C	2.81	1.42	1.35
25	b	608	CLA	CHC-C1C	2.81	1.42	1.35
25	i	309	CLA	CHC-C1C	2.81	1.42	1.35
25	n	308	CLA	C4D-ND	-2.81	1.33	1.37
34	j	610	KC2	C1B-NB	-2.81	1.34	1.37
25	k	609	CLA	CMC-C2C	-2.81	1.44	1.50
28	M	101	WVN	C36-C32	-2.81	1.32	1.35
25	m	612	CLA	CHC-C1C	2.81	1.42	1.35
25	h	307	CLA	CHC-C1C	2.81	1.42	1.35
32	j	613	II0	C33-C35	2.81	1.52	1.45
32	c	617	II0	C33-C35	2.80	1.52	1.45
28	J	101	WVN	C40-C37	2.80	1.52	1.43
25	A	820	CLA	CHC-C1C	2.80	1.42	1.35
28	I	101	WVN	C26-C22	-2.80	1.32	1.35
25	n	302	CLA	CHC-C1C	2.80	1.42	1.35
28	B	847	WVN	C30-C28	2.80	1.52	1.43
25	L	204	CLA	CHC-C1C	2.80	1.42	1.35
25	B	803	CLA	CMB-C2B	-2.79	1.45	1.51
25	m	610	CLA	C4D-ND	-2.79	1.33	1.37
25	a	308	CLA	C4D-ND	-2.79	1.33	1.37
25	A	824	CLA	CHC-C1C	2.79	1.42	1.35
25	b	607	CLA	C1D-ND	2.79	1.41	1.37
25	j	602	CLA	CHC-C1C	2.79	1.42	1.35
32	a	314	II0	C05-C03	2.79	1.63	1.54
25	B	838	CLA	CHC-C1C	2.79	1.42	1.35
25	j	609	CLA	CHC-C1C	2.79	1.42	1.35

Continued on next page...

Continued from previous page...

Mol	Chain	Res	Type	Atoms	Z	Observed(Å)	Ideal(Å)
25	B	834	CLA	CHC-C1C	2.79	1.42	1.35
25	n	308	CLA	CHC-C1C	2.78	1.42	1.35
25	A	811	CLA	CHC-C1C	2.78	1.42	1.35
28	J	102	WVN	C19-C22	2.78	1.51	1.45
25	h	301	CLA	CMB-C2B	-2.78	1.45	1.51
25	l	303	CLA	CHC-C1C	2.78	1.42	1.35
28	A	847	WVN	C31-C32	2.78	1.51	1.45
28	B	848	WVN	C19-C22	2.78	1.51	1.45
25	A	807	CLA	CHC-C1C	2.78	1.42	1.35
25	h	313	CLA	CHC-C1C	2.78	1.42	1.35
25	l	309	CLA	CMB-C2B	-2.78	1.45	1.51
25	A	834	CLA	CHC-C1C	2.78	1.42	1.35
28	L	201	WVN	C39-C36	2.78	1.52	1.43
28	A	847	WVN	C29-C26	2.78	1.52	1.43
25	A	814	CLA	CHC-C1C	2.78	1.42	1.35
28	J	102	WVN	C30-C28	2.77	1.52	1.43
25	l	304	CLA	C1D-ND	2.77	1.41	1.37
34	j	610	KC2	CHC-C1C	2.77	1.45	1.39
25	m	608	CLA	C3B-CAB	-2.77	1.42	1.47
25	B	830	CLA	CMB-C2B	-2.77	1.45	1.51
32	n	319	II0	C12-C14	-2.77	1.46	1.51
25	a	311	CLA	CHC-C1C	2.77	1.42	1.35
28	L	206	WVN	C39-C36	2.77	1.52	1.43
25	L	204	CLA	CMB-C2B	-2.77	1.45	1.51
25	B	826	CLA	CMD-C2D	-2.77	1.44	1.50
25	A	806	CLA	CHC-C1C	2.77	1.42	1.35
25	A	836	CLA	C4D-ND	-2.77	1.33	1.37
25	B	835	CLA	CMD-C2D	-2.77	1.44	1.50
34	d	311	KC2	C4D-CHA	2.77	1.48	1.45
25	a	308	CLA	CHC-C1C	2.76	1.42	1.35
25	a	309	CLA	C4D-ND	-2.76	1.33	1.37
28	L	201	WVN	C30-C28	2.76	1.52	1.43
25	B	812	CLA	CMC-C2C	-2.76	1.44	1.50
25	A	807	CLA	CMB-C2B	-2.76	1.45	1.51
25	m	604	CLA	CMB-C2B	-2.76	1.45	1.51
25	h	302	CLA	CMC-C2C	-2.76	1.45	1.50
25	L	204	CLA	CMD-C2D	-2.76	1.45	1.50
25	l	306	CLA	CHC-C1C	2.76	1.42	1.35
25	a	304	CLA	CMB-C2B	-2.76	1.45	1.51
28	B	844	WVN	C23-C25	2.75	1.51	1.45
25	B	829	CLA	CHC-C1C	2.75	1.42	1.35
25	B	816	CLA	CHC-C1C	2.75	1.42	1.35

Continued on next page...

Continued from previous page...

Mol	Chain	Res	Type	Atoms	Z	Observed(Å)	Ideal(Å)
25	A	856	CLA	C3B-C2B	-2.75	1.36	1.40
28	I	101	WVN	C40-C37	2.75	1.52	1.43
28	L	201	WVN	C33-C34	2.75	1.51	1.45
25	s	202	CLA	CHC-C1C	2.75	1.42	1.35
25	b	606	CLA	CHC-C1C	2.75	1.42	1.35
25	a	310	CLA	C1D-ND	2.75	1.41	1.37
34	m	611	KC2	CHB-C4A	2.75	1.45	1.39
25	m	606	CLA	CHC-C1C	2.75	1.42	1.35
25	c	605	CLA	CMD-C2D	-2.74	1.45	1.50
29	a	302	LMT	O3'-C3'	-2.74	1.36	1.43
25	A	803	CLA	C4D-ND	-2.74	1.33	1.37
28	l	301	WVN	C39-C36	2.74	1.51	1.43
25	B	818	CLA	CMB-C2B	-2.74	1.45	1.51
25	j	606	CLA	C4D-ND	-2.74	1.33	1.37
25	i	306	CLA	CMD-C2D	-2.74	1.45	1.50
25	B	820	CLA	CHC-C1C	2.74	1.42	1.35
28	s	207	WVN	C40-C37	2.74	1.51	1.43
25	n	307	CLA	C4D-ND	-2.74	1.33	1.37
25	A	805	CLA	CHC-C1C	2.73	1.42	1.35
32	l	314	II0	C33-C35	2.73	1.51	1.45
25	K	102	CLA	CHC-C1C	2.73	1.42	1.35
25	B	835	CLA	CMB-C2B	-2.73	1.46	1.51
25	s	203	CLA	C4D-ND	-2.73	1.33	1.37
25	B	837	CLA	C4D-ND	-2.73	1.33	1.37
25	A	835	CLA	CHC-C1C	2.73	1.42	1.35
25	B	814	CLA	CHC-C1C	2.73	1.42	1.35
25	B	804	CLA	CMC-C2C	-2.73	1.45	1.50
25	c	601	CLA	CHC-C1C	2.73	1.42	1.35
25	A	817	CLA	CMC-C2C	-2.73	1.45	1.50
25	R	202	CLA	CMB-C2B	-2.73	1.46	1.51
25	d	309	CLA	C4D-ND	-2.73	1.33	1.37
32	l	314	II0	C12-C14	-2.72	1.46	1.51
28	A	850	WVN	C33-C34	2.72	1.51	1.45
25	A	810	CLA	CHC-C1C	2.72	1.41	1.35
28	B	846	WVN	C33-C34	2.72	1.51	1.45
28	B	849	WVN	C28-C25	-2.72	1.32	1.35
28	F	203	WVN	C29-C26	2.72	1.51	1.43
25	k	605	CLA	C4D-ND	-2.72	1.33	1.37
25	j	606	CLA	CHC-C1C	2.72	1.41	1.35
25	k	610	CLA	CHC-C1C	2.72	1.41	1.35
34	l	311	KC2	C1B-NB	-2.72	1.34	1.37
25	m	613	CLA	CMB-C2B	-2.72	1.46	1.51

Continued on next page...

Continued from previous page...

Mol	Chain	Res	Type	Atoms	Z	Observed(Å)	Ideal(Å)
25	k	602	CLA	CHC-C1C	2.72	1.41	1.35
25	m	601	CLA	CHC-C1C	2.72	1.41	1.35
25	a	310	CLA	CHC-C1C	2.71	1.41	1.35
25	B	817	CLA	CHC-C1C	2.71	1.41	1.35
25	s	206	CLA	CHC-C1C	2.71	1.41	1.35
25	A	816	CLA	CHC-C1C	2.71	1.41	1.35
36	i	301	LMU	O1'-C1'	-2.71	1.35	1.40
34	c	610	KC2	C1A-CHA	2.71	1.47	1.40
25	A	840	CLA	CHC-C1C	2.71	1.41	1.35
28	J	101	WVN	C31-C32	2.71	1.51	1.45
25	n	308	CLA	CMB-C2B	-2.71	1.46	1.51
34	s	201	KC2	C1D-CHD	2.71	1.48	1.41
25	A	801	CLA	CMD-C2D	-2.71	1.45	1.50
25	B	810	CLA	CHC-C1C	2.70	1.41	1.35
28	L	201	WVN	C40-C37	2.70	1.51	1.43
28	L	206	WVN	C40-C37	2.70	1.51	1.43
28	s	207	WVN	C26-C22	-2.70	1.32	1.35
25	B	820	CLA	CMB-C2B	-2.70	1.46	1.51
25	A	804	CLA	CMB-C2B	-2.70	1.46	1.51
28	J	102	WVN	C29-C26	2.70	1.51	1.43
25	b	612	CLA	CMB-C2B	-2.70	1.46	1.51
28	A	849	WVN	C30-C28	2.70	1.51	1.43
25	A	824	CLA	CMB-C2B	-2.69	1.46	1.51
25	B	825	CLA	CMB-C2B	-2.69	1.46	1.51
28	l	301	WVN	C31-C32	2.69	1.51	1.45
25	a	308	CLA	CMB-C2B	-2.69	1.46	1.51
25	b	610	CLA	CHC-C1C	2.69	1.41	1.35
25	A	823	CLA	CHC-C1C	2.69	1.41	1.35
28	B	849	WVN	C31-C32	2.69	1.51	1.45
25	l	306	CLA	CMB-C2B	-2.69	1.46	1.51
28	B	846	WVN	C29-C26	2.69	1.51	1.43
25	B	829	CLA	CMB-C2B	-2.69	1.46	1.51
25	A	832	CLA	CHC-C1C	2.69	1.41	1.35
25	A	830	CLA	CMD-C2D	-2.69	1.45	1.50
25	j	611	CLA	CHC-C1C	2.69	1.41	1.35
25	a	310	CLA	C3B-CAB	-2.69	1.42	1.47
28	A	847	WVN	C39-C36	2.69	1.51	1.43
28	F	204	WVN	C31-C32	2.69	1.51	1.45
32	b	613	II0	C33-C35	2.69	1.51	1.45
25	a	303	CLA	CHC-C1C	2.68	1.41	1.35
25	B	820	CLA	CMD-C2D	-2.68	1.45	1.50
25	F	201	CLA	CMB-C2B	-2.68	1.46	1.51

Continued on next page...

Continued from previous page...

Mol	Chain	Res	Type	Atoms	Z	Observed(Å)	Ideal(Å)
28	M	101	WVN	C19-C22	2.68	1.51	1.45
28	A	850	WVN	C39-C36	2.68	1.51	1.43
28	K	103	WVN	C20-C13	2.68	1.54	1.45
25	n	303	CLA	CMB-C2B	-2.68	1.46	1.51
28	L	206	WVN	C23-C25	2.68	1.51	1.45
25	A	834	CLA	CMB-C2B	-2.68	1.46	1.51
32	i	314	II0	C33-C35	2.68	1.51	1.45
25	h	308	CLA	CHC-C1C	2.68	1.41	1.35
28	B	846	WVN	C20-C13	2.68	1.54	1.45
28	B	848	WVN	C40-C37	2.68	1.51	1.43
28	B	847	WVN	C39-C36	2.67	1.51	1.43
25	B	850	CLA	CHC-C1C	2.67	1.41	1.35
25	B	816	CLA	C3B-C2B	-2.67	1.36	1.40
25	a	309	CLA	CMC-C2C	-2.67	1.45	1.50
25	A	802	CLA	C1D-ND	2.67	1.41	1.37
28	J	102	WVN	C31-C32	2.67	1.51	1.45
25	h	306	CLA	CMD-C2D	-2.67	1.45	1.50
34	i	319	KC2	C4D-CHA	2.67	1.48	1.45
25	a	312	CLA	C4D-ND	-2.67	1.34	1.37
25	A	810	CLA	CMB-C2B	-2.67	1.46	1.51
25	j	612	CLA	C4D-ND	-2.67	1.34	1.37
25	b	612	CLA	C4D-ND	-2.67	1.34	1.37
25	B	832	CLA	CMB-C2B	-2.67	1.46	1.51
25	B	820	CLA	C3B-C2B	-2.67	1.36	1.40
25	A	842	CLA	CHC-C1C	2.66	1.41	1.35
25	i	312	CLA	C4D-ND	-2.66	1.34	1.37
32	a	316	II0	C34-C36	2.66	1.51	1.45
25	n	308	CLA	C3B-CAB	-2.66	1.42	1.47
28	B	848	WVN	C39-C36	2.66	1.51	1.43
25	A	823	CLA	CMB-C2B	-2.66	1.46	1.51
25	s	202	CLA	CMD-C2D	-2.66	1.45	1.50
32	a	314	II0	C33-C35	2.65	1.51	1.45
28	B	849	WVN	C29-C26	2.65	1.51	1.43
28	L	201	WVN	C29-C26	2.65	1.51	1.43
28	F	204	WVN	C39-C36	2.65	1.51	1.43
34	d	310	KC2	C1A-CHA	2.65	1.47	1.40
25	Q	302	CLA	CMD-C2D	-2.65	1.45	1.50
28	l	301	WVN	C29-C26	2.65	1.51	1.43
25	h	305	CLA	CMB-C2B	-2.65	1.46	1.51
25	A	825	CLA	CMB-C2B	-2.65	1.46	1.51
28	L	201	WVN	C19-C22	2.65	1.51	1.45
25	A	801	CLA	CHC-C1C	2.65	1.41	1.35

Continued on next page...

Continued from previous page...

Mol	Chain	Res	Type	Atoms	Z	Observed(Å)	Ideal(Å)
28	s	205	WVN	C30-C28	2.65	1.51	1.43
25	n	306	CLA	C4D-ND	-2.65	1.34	1.37
25	B	803	CLA	CHC-C1C	2.65	1.41	1.35
28	s	207	WVN	C30-C28	2.65	1.51	1.43
25	A	805	CLA	CMB-C2B	-2.64	1.46	1.51
25	B	805	CLA	CMB-C2B	-2.64	1.46	1.51
25	b	609	CLA	C4D-ND	-2.64	1.34	1.37
25	B	833	CLA	CMB-C2B	-2.64	1.46	1.51
25	A	808	CLA	CHC-C1C	2.64	1.41	1.35
28	s	205	WVN	C40-C37	2.64	1.51	1.43
25	A	855	CLA	CHC-C1C	2.64	1.41	1.35
25	c	604	CLA	CHC-C1C	2.64	1.41	1.35
29	b	618	LMT	O3'-C3'	-2.64	1.36	1.43
34	j	610	KC2	C3C-C4C	2.64	1.50	1.44
34	n	313	KC2	C4A-C3A	2.64	1.49	1.44
28	B	848	WVN	C33-C34	2.64	1.51	1.45
25	b	609	CLA	CMD-C2D	-2.63	1.45	1.50
25	A	841	CLA	CMB-C2B	-2.63	1.46	1.51
32	j	614	II0	C33-C35	2.63	1.51	1.45
34	k	612	KC2	C1A-CHA	2.63	1.47	1.40
28	I	101	WVN	C30-C28	2.63	1.51	1.43
28	R	201	WVN	C02-C11	2.63	1.54	1.50
28	B	845	WVN	C30-C28	2.63	1.51	1.43
28	R	201	WVN	C19-C22	2.63	1.51	1.45
25	A	855	CLA	CMC-C2C	-2.63	1.45	1.50
25	k	602	CLA	CMB-C2B	-2.63	1.46	1.51
28	R	201	WVN	C40-C37	2.63	1.51	1.43
32	d	313	II0	C16-C03	2.62	1.58	1.53
25	A	839	CLA	CMC-C2C	-2.62	1.45	1.50
25	c	611	CLA	CMC-C2C	-2.62	1.45	1.50
25	B	806	CLA	CMB-C2B	-2.62	1.46	1.51
25	A	804	CLA	CMC-C2C	-2.62	1.45	1.50
25	A	813	CLA	CMB-C2B	-2.62	1.46	1.51
28	s	207	WVN	C02-C11	2.62	1.54	1.50
25	A	822	CLA	CMD-C2D	-2.62	1.45	1.50
25	B	837	CLA	CMB-C2B	-2.62	1.46	1.51
28	B	844	WVN	C20-C13	2.62	1.54	1.45
25	b	608	CLA	CMB-C2B	-2.62	1.46	1.51
25	l	307	CLA	CHC-C1C	2.61	1.41	1.35
34	d	311	KC2	C1B-NB	-2.61	1.34	1.37
25	F	201	CLA	CHC-C1C	2.61	1.41	1.35
28	B	844	WVN	C37-C34	-2.61	1.32	1.35

Continued on next page...

Continued from previous page...

Mol	Chain	Res	Type	Atoms	Z	Observed(Å)	Ideal(Å)
25	L	203	CLA	CMB-C2B	-2.61	1.46	1.51
28	F	204	WVN	C29-C26	2.61	1.51	1.43
25	A	854	CLA	CMB-C2B	-2.61	1.46	1.51
25	L	203	CLA	C1D-ND	2.61	1.41	1.37
25	A	831	CLA	CMB-C2B	-2.61	1.46	1.51
25	n	304	CLA	CMB-C2B	-2.61	1.46	1.51
25	a	304	CLA	C3B-C2B	-2.61	1.36	1.40
25	A	812	CLA	CMB-C2B	-2.61	1.46	1.51
28	B	847	WVN	C29-C26	2.61	1.51	1.43
35	k	618	IHT	C25-C23	2.61	1.56	1.50
25	B	803	CLA	CMD-C2D	-2.61	1.45	1.50
28	A	849	WVN	C39-C36	2.60	1.51	1.43
34	k	613	KC2	C4A-C3A	2.60	1.49	1.44
34	d	311	KC2	C4A-C3A	2.60	1.49	1.44
28	l	315	WVN	C36-C32	-2.60	1.32	1.35
25	a	310	CLA	C3B-C2B	-2.60	1.36	1.40
28	B	846	WVN	C39-C36	2.60	1.51	1.43
32	m	615	IIO	C33-C35	2.60	1.51	1.45
25	l	309	CLA	CMC-C2C	-2.60	1.45	1.50
28	A	850	WVN	C40-C37	2.60	1.51	1.43
34	s	204	KC2	C3C-C4C	2.60	1.50	1.44
25	b	606	CLA	CMB-C2B	-2.60	1.46	1.51
25	d	303	CLA	CMB-C2B	-2.60	1.46	1.51
25	n	311	CLA	C4D-ND	-2.59	1.34	1.37
25	A	833	CLA	CHC-C1C	2.59	1.41	1.35
25	a	304	CLA	C3B-CAB	-2.59	1.42	1.47
28	B	849	WVN	C20-C13	2.59	1.54	1.45
25	A	811	CLA	CMB-C2B	-2.59	1.46	1.51
32	n	315	IIO	C12-C14	-2.59	1.47	1.51
25	B	809	CLA	C3B-C2B	-2.59	1.36	1.40
25	h	313	CLA	CMD-C2D	-2.59	1.45	1.50
25	A	843	CLA	CHC-C1C	2.59	1.41	1.35
25	m	602	CLA	CMD-C2D	-2.59	1.45	1.50
28	h	309	WVN	C26-C22	-2.59	1.32	1.35
25	n	307	CLA	CHC-C1C	2.59	1.41	1.35
25	b	611	CLA	CMB-C2B	-2.59	1.46	1.51
35	j	616	IHT	C25-C23	2.59	1.56	1.50
25	A	809	CLA	CMB-C2B	-2.59	1.46	1.51
25	h	301	CLA	CHC-C1C	2.59	1.41	1.35
34	k	613	KC2	C1D-CHD	2.59	1.48	1.41
28	B	846	WVN	C31-C32	2.58	1.51	1.45
25	m	609	CLA	CMC-C2C	-2.58	1.45	1.50

Continued on next page...

Continued from previous page...

Mol	Chain	Res	Type	Atoms	Z	Observed(Å)	Ideal(Å)
25	A	843	CLA	CMC-C2C	-2.58	1.45	1.50
25	a	303	CLA	CMD-C2D	-2.58	1.45	1.50
25	d	303	CLA	CMD-C2D	-2.58	1.45	1.50
25	B	808	CLA	CMD-C2D	-2.58	1.45	1.50
25	h	306	CLA	CMB-C2B	-2.58	1.46	1.51
28	F	203	WVN	C02-C11	2.58	1.54	1.50
28	A	849	WVN	C20-C13	2.58	1.54	1.45
28	B	846	WVN	C40-C37	2.58	1.51	1.43
28	A	847	WVN	C23-C25	2.58	1.51	1.45
25	a	312	CLA	CMD-C2D	-2.58	1.45	1.50
35	n	318	IHT	C25-C23	2.57	1.56	1.50
28	i	316	WVN	C02-C11	2.57	1.54	1.50
35	b	616	IHT	C25-C23	2.57	1.56	1.50
35	c	616	IHT	C25-C23	2.57	1.56	1.50
25	A	805	CLA	CMD-C2D	-2.57	1.45	1.50
34	d	311	KC2	C3C-C4C	2.57	1.50	1.44
25	B	812	CLA	CMB-C2B	-2.57	1.46	1.51
32	c	615	II0	C33-C35	2.57	1.51	1.45
25	B	831	CLA	C3B-C2B	-2.57	1.36	1.40
25	B	827	CLA	C3B-C2B	-2.56	1.36	1.40
25	L	202	CLA	CMB-C2B	-2.56	1.46	1.51
34	s	201	KC2	CHB-C4A	2.56	1.45	1.39
25	m	607	CLA	C3B-CAB	-2.56	1.42	1.47
25	A	853	CLA	CMD-C2D	-2.56	1.45	1.50
25	c	602	CLA	CMD-C2D	-2.56	1.45	1.50
28	A	849	WVN	C40-C37	2.56	1.51	1.43
34	l	311	KC2	CHC-C1C	2.56	1.45	1.39
28	I	101	WVN	C33-C34	2.56	1.51	1.45
25	B	850	CLA	CMB-C2B	-2.56	1.46	1.51
28	A	847	WVN	C20-C13	2.56	1.54	1.45
25	Q	302	CLA	CHC-C1C	2.56	1.41	1.35
25	s	203	CLA	CMC-C2C	-2.56	1.45	1.50
25	B	821	CLA	CMB-C2B	-2.56	1.46	1.51
34	i	310	KC2	C3C-C4C	2.55	1.50	1.44
25	k	602	CLA	CMD-C2D	-2.55	1.45	1.50
25	B	850	CLA	C3B-C2B	-2.55	1.36	1.40
25	A	853	CLA	C3B-C2B	-2.55	1.36	1.40
25	B	825	CLA	CMC-C2C	-2.55	1.45	1.50
34	i	319	KC2	C1D-CHD	2.55	1.48	1.41
25	A	806	CLA	CMB-C2B	-2.55	1.46	1.51
32	m	618	II0	C33-C35	2.55	1.51	1.45
25	b	601	CLA	CMB-C2B	-2.55	1.46	1.51

Continued on next page...

Continued from previous page...

Mol	Chain	Res	Type	Atoms	Z	Observed(Å)	Ideal(Å)
25	B	805	CLA	CMD-C2D	-2.54	1.45	1.50
34	i	319	KC2	C4A-C3A	2.54	1.49	1.44
25	A	836	CLA	CMB-C2B	-2.54	1.46	1.51
25	i	307	CLA	CHC-C1C	2.54	1.41	1.35
25	B	839	CLA	CMB-C2B	-2.54	1.46	1.51
25	i	303	CLA	CMB-C2B	-2.53	1.46	1.51
25	B	826	CLA	CMB-C2B	-2.53	1.46	1.51
25	n	309	CLA	CMB-C2B	-2.53	1.46	1.51
28	M	101	WVN	C02-C11	2.53	1.54	1.50
32	k	616	II0	C33-C35	2.53	1.51	1.45
25	a	310	CLA	CMB-C2B	-2.53	1.46	1.51
32	h	311	II0	C16-C03	2.53	1.58	1.53
25	l	310	CLA	C4D-ND	-2.53	1.34	1.37
35	a	317	IHT	C18-C07	2.53	1.54	1.45
25	B	834	CLA	CMB-C2B	-2.53	1.46	1.51
25	A	832	CLA	C3B-C2B	-2.53	1.36	1.40
25	B	808	CLA	C3B-C2B	-2.53	1.36	1.40
25	k	607	CLA	CHC-C1C	2.52	1.41	1.35
25	b	609	CLA	CMB-C2B	-2.52	1.46	1.51
25	Q	303	CLA	CHC-C1C	2.52	1.41	1.35
25	A	827	CLA	CMC-C2C	-2.52	1.45	1.50
25	A	819	CLA	CHC-C1C	2.52	1.41	1.35
28	L	201	WVN	C31-C32	2.52	1.51	1.45
25	b	607	CLA	CMC-C2C	-2.52	1.45	1.50
28	F	203	WVN	C39-C36	2.52	1.51	1.43
25	A	826	CLA	CMB-C2B	-2.52	1.46	1.51
25	d	302	CLA	C3B-CAB	-2.52	1.42	1.47
28	A	851	WVN	C19-C22	2.52	1.51	1.45
28	B	848	WVN	C29-C26	2.52	1.51	1.43
25	i	302	CLA	C3B-C2B	-2.52	1.36	1.40
25	h	302	CLA	CMB-C2B	-2.52	1.46	1.51
25	d	301	CLA	CMB-C2B	-2.52	1.46	1.51
32	i	317	II0	C16-C03	2.52	1.58	1.53
25	b	610	CLA	CMB-C2B	-2.52	1.46	1.51
34	k	613	KC2	C1A-CHA	2.52	1.47	1.40
25	l	310	CLA	CMB-C2B	-2.51	1.46	1.51
25	A	802	CLA	CMD-C2D	-2.51	1.45	1.50
28	L	205	WVN	C20-C13	2.51	1.54	1.45
34	k	611	KC2	C4A-C3A	2.51	1.49	1.44
34	d	310	KC2	C1D-CHD	2.51	1.48	1.41
25	B	804	CLA	CMB-C2B	-2.51	1.46	1.51
25	B	835	CLA	C3B-CAB	-2.51	1.42	1.47

Continued on next page...

Continued from previous page...

Mol	Chain	Res	Type	Atoms	Z	Observed(Å)	Ideal(Å)
28	B	848	WVN	C31-C32	2.51	1.51	1.45
28	h	309	WVN	C28-C25	-2.51	1.32	1.35
28	B	847	WVN	C20-C13	2.51	1.54	1.45
28	s	205	WVN	C23-C25	2.51	1.51	1.45
25	B	808	CLA	CHC-C1C	2.51	1.41	1.35
28	A	851	WVN	C20-C13	2.51	1.54	1.45
32	J	104	II0	C33-C35	2.51	1.51	1.45
25	a	313	CLA	CMB-C2B	-2.51	1.46	1.51
25	A	837	CLA	CMD-C2D	-2.51	1.45	1.50
25	j	601	CLA	CHC-C1C	2.51	1.41	1.35
28	A	850	WVN	C29-C26	2.51	1.51	1.43
25	n	305	CLA	CMB-C2B	-2.51	1.46	1.51
25	Q	303	CLA	CMD-C2D	-2.51	1.45	1.50
25	A	832	CLA	CMB-C2B	-2.51	1.46	1.51
25	k	609	CLA	CMB-C2B	-2.51	1.46	1.51
28	F	203	WVN	C19-C22	2.51	1.51	1.45
25	l	303	CLA	CMB-C2B	-2.50	1.46	1.51
25	A	856	CLA	CHC-C1C	2.50	1.41	1.35
25	A	808	CLA	CMB-C2B	-2.50	1.46	1.51
28	B	845	WVN	C23-C25	2.50	1.51	1.45
25	B	809	CLA	CHC-C1C	2.50	1.41	1.35
25	l	303	CLA	CMD-C2D	-2.50	1.45	1.50
28	B	845	WVN	C33-C34	2.50	1.51	1.45
25	a	304	CLA	CMA-C3A	-2.50	1.47	1.53
25	h	308	CLA	CMB-C2B	-2.50	1.46	1.51
25	b	611	CLA	CHC-C1C	2.50	1.41	1.35
25	a	310	CLA	CMD-C2D	-2.50	1.45	1.50
34	n	312	KC2	C1D-CHD	2.50	1.47	1.41
28	A	850	WVN	C19-C22	2.50	1.51	1.45
28	s	205	WVN	C33-C34	2.50	1.51	1.45
32	i	315	II0	C33-C35	2.50	1.51	1.45
28	h	309	WVN	C02-C11	2.50	1.54	1.50
25	s	209	CLA	CMB-C2B	-2.50	1.46	1.51
25	A	840	CLA	C3B-C2B	-2.50	1.36	1.40
34	i	310	KC2	CHC-C1C	2.50	1.44	1.39
25	h	313	CLA	C4D-ND	-2.49	1.34	1.37
25	c	611	CLA	CMB-C2B	-2.49	1.46	1.51
28	J	102	WVN	C23-C25	2.49	1.51	1.45
35	k	618	IHT	C18-C07	2.49	1.53	1.45
25	A	826	CLA	CMC-C2C	-2.49	1.45	1.50
28	A	849	WVN	C29-C26	2.49	1.51	1.43
25	A	834	CLA	CMD-C2D	-2.49	1.45	1.50

Continued on next page...

Continued from previous page...

Mol	Chain	Res	Type	Atoms	Z	Observed(Å)	Ideal(Å)
25	B	836	CLA	C3B-C2B	-2.49	1.36	1.40
35	j	616	IHT	C18-C07	2.49	1.53	1.45
25	n	307	CLA	CMB-C2B	-2.49	1.46	1.51
25	j	606	CLA	CMB-C2B	-2.48	1.46	1.51
25	J	103	CLA	CMB-C2B	-2.48	1.46	1.51
25	m	601	CLA	CMB-C2B	-2.48	1.46	1.51
25	B	811	CLA	CMB-C2B	-2.48	1.46	1.51
34	l	311	KC2	C1A-CHA	2.48	1.47	1.40
25	A	837	CLA	CMB-C2B	-2.48	1.46	1.51
25	c	606	CLA	CMC-C2C	-2.48	1.45	1.50
28	s	205	WVN	C29-C26	2.48	1.51	1.43
25	A	838	CLA	CMB-C2B	-2.48	1.46	1.51
25	k	610	CLA	CMB-C2B	-2.48	1.46	1.51
25	b	602	CLA	CMB-C2B	-2.48	1.46	1.51
28	F	203	WVN	C40-C37	2.47	1.51	1.43
34	n	312	KC2	C3C-C4C	2.47	1.49	1.44
25	A	843	CLA	CMD-C2D	-2.47	1.45	1.50
25	d	309	CLA	CMB-C2B	-2.47	1.46	1.51
28	B	845	WVN	C39-C36	2.47	1.51	1.43
34	m	611	KC2	C3C-C4C	2.47	1.49	1.44
33	J	105	LMG	O7-C8	-2.47	1.40	1.46
35	R	203	IHT	C18-C07	2.47	1.53	1.45
25	k	608	CLA	CMB-C2B	-2.47	1.46	1.51
35	n	318	IHT	C18-C07	2.47	1.53	1.45
25	j	607	CLA	CMB-C2B	-2.47	1.46	1.51
28	s	205	WVN	C39-C36	2.47	1.51	1.43
25	m	605	CLA	CMB-C2B	-2.46	1.46	1.51
25	i	309	CLA	CMB-C2B	-2.46	1.46	1.51
25	B	824	CLA	CMB-C2B	-2.46	1.46	1.51
25	B	814	CLA	CMB-C2B	-2.46	1.46	1.51
25	k	604	CLA	CMB-C2B	-2.46	1.46	1.51
25	a	304	CLA	CMC-C2C	-2.46	1.45	1.50
28	J	102	WVN	C02-C11	2.46	1.53	1.50
25	A	821	CLA	CMB-C2B	-2.46	1.46	1.51
25	c	608	CLA	CMB-C2B	-2.46	1.46	1.51
25	a	306	CLA	CMD-C2D	-2.46	1.45	1.50
28	A	851	WVN	C29-C26	2.46	1.51	1.43
28	I	101	WVN	C23-C25	2.46	1.51	1.45
28	B	845	WVN	C40-C37	2.46	1.51	1.43
25	B	840	CLA	CMB-C2B	-2.46	1.46	1.51
25	c	602	CLA	CMC-C2C	-2.46	1.45	1.50
28	s	207	WVN	C23-C25	2.46	1.51	1.45

Continued on next page...

Continued from previous page...

Mol	Chain	Res	Type	Atoms	Z	Observed(Å)	Ideal(Å)
28	l	301	WVN	C19-C22	2.46	1.51	1.45
25	k	607	CLA	C3B-C2B	-2.46	1.37	1.40
25	h	304	CLA	CMD-C2D	-2.46	1.45	1.50
25	A	843	CLA	CMB-C2B	-2.45	1.46	1.51
28	l	315	WVN	C37-C34	-2.45	1.32	1.35
25	n	311	CLA	CMB-C2B	-2.45	1.46	1.51
35	a	317	IHT	C25-C23	2.45	1.55	1.50
34	n	313	KC2	C1D-CHD	2.45	1.47	1.41
25	i	306	CLA	CMB-C2B	-2.45	1.46	1.51
25	n	310	CLA	CMC-C2C	-2.44	1.45	1.50
25	B	824	CLA	CMC-C2C	-2.44	1.45	1.50
25	s	206	CLA	CMD-C2D	-2.44	1.45	1.50
25	n	310	CLA	CMB-C2B	-2.44	1.46	1.51
25	K	101	CLA	CMB-C2B	-2.44	1.46	1.51
25	d	312	CLA	CMB-C2B	-2.44	1.46	1.51
28	L	206	WVN	C29-C26	2.44	1.51	1.43
32	i	313	II0	C16-C03	2.44	1.58	1.53
25	n	303	CLA	C3B-C2B	-2.44	1.37	1.40
28	F	203	WVN	C31-C32	2.44	1.51	1.45
28	i	316	WVN	C23-C25	2.44	1.51	1.45
25	A	839	CLA	CMD-C2D	-2.44	1.45	1.50
35	b	615	IHT	C25-C23	2.44	1.55	1.50
25	A	855	CLA	CMD-C2D	-2.44	1.45	1.50
25	c	601	CLA	CMB-C2B	-2.44	1.46	1.51
25	B	819	CLA	CMB-C2B	-2.43	1.46	1.51
34	d	311	KC2	C1A-CHA	2.43	1.47	1.40
28	A	850	WVN	C31-C32	2.43	1.51	1.45
28	h	309	WVN	C20-C13	2.43	1.53	1.45
25	c	607	CLA	CMB-C2B	-2.43	1.46	1.51
34	d	311	KC2	C1D-CHD	2.43	1.47	1.41
34	s	201	KC2	C1A-CHA	2.43	1.47	1.40
35	R	203	IHT	C25-C23	2.43	1.55	1.50
28	B	845	WVN	C40-C39	-2.43	1.29	1.36
25	c	605	CLA	CHC-C1C	2.43	1.41	1.35
25	B	838	CLA	CMB-C2B	-2.43	1.46	1.51
25	d	307	CLA	CMB-C2B	-2.43	1.46	1.51
25	K	102	CLA	CMB-C2B	-2.43	1.46	1.51
25	k	606	CLA	CMB-C2B	-2.43	1.46	1.51
25	B	804	CLA	C3B-CAB	-2.42	1.43	1.47
32	c	614	II0	C33-C35	2.42	1.51	1.45
25	h	307	CLA	CMB-C2B	-2.42	1.46	1.51
25	l	304	CLA	CMB-C2B	-2.42	1.46	1.51

Continued on next page...

Continued from previous page...

Mol	Chain	Res	Type	Atoms	Z	Observed(Å)	Ideal(Å)
25	m	610	CLA	CMD-C2D	-2.42	1.45	1.50
25	L	202	CLA	CHC-C1C	2.42	1.41	1.35
25	l	307	CLA	CMB-C2B	-2.42	1.46	1.51
25	j	609	CLA	CMB-C2B	-2.42	1.46	1.51
25	a	305	CLA	CMB-C2B	-2.42	1.46	1.51
32	i	314	II0	C30-C26	-2.42	1.31	1.37
25	n	306	CLA	CMB-C2B	-2.41	1.46	1.51
25	b	603	CLA	CMB-C2B	-2.41	1.46	1.51
34	i	310	KC2	C1A-CHA	2.41	1.47	1.40
25	B	803	CLA	CMC-C2C	-2.41	1.45	1.50
34	s	201	KC2	C4D-CHA	2.41	1.48	1.45
25	a	309	CLA	CMB-C2B	-2.41	1.46	1.51
28	I	101	WVN	C02-C11	2.41	1.53	1.50
32	n	315	II0	C16-C03	2.41	1.58	1.53
25	B	807	CLA	CMB-C2B	-2.41	1.46	1.51
25	b	604	CLA	CMB-C2B	-2.41	1.46	1.51
25	i	309	CLA	CMD-C2D	-2.41	1.45	1.50
25	B	821	CLA	CMD-C2D	-2.40	1.45	1.50
34	i	310	KC2	C1D-CHD	2.40	1.47	1.41
25	a	307	CLA	CMB-C2B	-2.40	1.46	1.51
34	s	204	KC2	C4B-NB	-2.40	1.34	1.37
25	j	611	CLA	CMD-C2D	-2.40	1.45	1.50
25	n	302	CLA	CMB-C2B	-2.40	1.46	1.51
25	B	827	CLA	C3B-CAB	-2.40	1.43	1.47
26	A	844	PQN	O4-C4	-2.40	1.18	1.23
28	L	206	WVN	C31-C32	2.40	1.51	1.45
25	m	603	CLA	CMB-C2B	-2.40	1.46	1.51
25	L	203	CLA	C3B-C2B	-2.40	1.37	1.40
25	j	601	CLA	CMB-C2B	-2.40	1.46	1.51
25	n	314	CLA	CMB-C2B	-2.40	1.46	1.51
25	m	610	CLA	CMB-C2B	-2.40	1.46	1.51
25	l	312	CLA	CMB-C2B	-2.39	1.46	1.51
25	i	302	CLA	CMB-C2B	-2.39	1.46	1.51
25	A	853	CLA	CMC-C2C	-2.39	1.45	1.50
25	B	823	CLA	CMD-C2D	-2.39	1.45	1.50
25	a	305	CLA	CMD-C2D	-2.39	1.45	1.50
25	d	308	CLA	CMC-C2C	-2.39	1.45	1.50
25	k	601	CLA	CMB-C2B	-2.39	1.46	1.51
28	s	205	WVN	C20-C13	2.39	1.53	1.45
32	m	618	II0	C18-C04	2.39	1.58	1.53
28	F	203	WVN	C30-C28	2.39	1.50	1.43
25	h	304	CLA	CMB-C2B	-2.39	1.46	1.51

Continued on next page...

Continued from previous page...

Mol	Chain	Res	Type	Atoms	Z	Observed(Å)	Ideal(Å)
25	A	820	CLA	CMD-C2D	-2.39	1.45	1.50
25	A	835	CLA	C3B-C2B	-2.39	1.37	1.40
25	A	822	CLA	CMB-C2B	-2.39	1.46	1.51
34	d	310	KC2	C3C-C4C	2.38	1.49	1.44
25	m	612	CLA	CMC-C2C	-2.38	1.45	1.50
25	b	605	CLA	CMD-C2D	-2.38	1.45	1.50
25	a	311	CLA	CMB-C2B	-2.38	1.46	1.51
25	h	313	CLA	CMB-C2B	-2.38	1.46	1.51
25	A	830	CLA	C3B-C2B	-2.38	1.37	1.40
35	b	615	IHT	C18-C07	2.38	1.53	1.45
28	J	101	WVN	C20-C13	2.38	1.53	1.45
29	b	618	LMT	O2'-C2'	-2.38	1.37	1.43
25	j	612	CLA	CMB-C2B	-2.38	1.46	1.51
28	J	101	WVN	C19-C22	2.38	1.51	1.45
25	A	839	CLA	CMB-C2B	-2.38	1.46	1.51
25	a	310	CLA	CMC-C2C	-2.37	1.45	1.50
25	B	811	CLA	CMC-C2C	-2.37	1.45	1.50
25	j	611	CLA	CMB-C2B	-2.37	1.46	1.51
25	A	824	CLA	CMD-C2D	-2.37	1.45	1.50
34	m	611	KC2	C1D-CHD	2.37	1.47	1.41
25	b	601	CLA	CMD-C2D	-2.37	1.45	1.50
25	m	613	CLA	C3C-C2C	2.37	1.41	1.36
25	B	829	CLA	CMC-C2C	-2.37	1.45	1.50
25	a	303	CLA	CMC-C2C	-2.37	1.45	1.50
25	c	609	CLA	CMB-C2B	-2.37	1.46	1.51
25	b	601	CLA	CHC-C1C	2.37	1.41	1.35
25	A	814	CLA	CMB-C2B	-2.37	1.46	1.51
25	A	809	CLA	CMC-C2C	-2.37	1.45	1.50
25	A	818	CLA	C3B-C2B	-2.37	1.37	1.40
25	A	829	CLA	CHC-C1C	2.37	1.41	1.35
28	A	849	WVN	C33-C34	2.37	1.51	1.45
35	c	616	IHT	C18-C07	2.36	1.53	1.45
25	b	603	CLA	CMC-C2C	-2.36	1.45	1.50
25	i	307	CLA	CMD-C2D	-2.36	1.45	1.50
25	B	836	CLA	CMD-C2D	-2.36	1.45	1.50
25	d	305	CLA	C4B-CHC	-2.36	1.34	1.41
25	k	614	CLA	CMB-C2B	-2.36	1.46	1.51
28	A	851	WVN	C31-C32	2.36	1.51	1.45
34	m	611	KC2	C4B-NB	-2.36	1.34	1.37
28	s	205	WVN	C31-C32	2.36	1.51	1.45
28	B	846	WVN	C02-C11	2.36	1.53	1.50
28	B	845	WVN	C29-C26	2.36	1.50	1.43

Continued on next page...

Continued from previous page...

Mol	Chain	Res	Type	Atoms	Z	Observed(Å)	Ideal(Å)
25	m	612	CLA	CMB-C2B	-2.36	1.46	1.51
28	A	848	WVN	C20-C13	2.36	1.53	1.45
25	h	302	CLA	CMD-C2D	-2.36	1.45	1.50
25	i	302	CLA	C3B-CAB	-2.36	1.43	1.47
28	l	315	WVN	C20-C13	2.36	1.53	1.45
25	B	830	CLA	CMD-C2D	-2.36	1.45	1.50
25	B	832	CLA	CMD-C2D	-2.36	1.45	1.50
25	a	313	CLA	CMD-C2D	-2.36	1.45	1.50
25	c	602	CLA	C3B-CAB	-2.36	1.43	1.47
25	b	606	CLA	CMD-C2D	-2.35	1.45	1.50
25	d	308	CLA	CMB-C2B	-2.35	1.46	1.51
34	j	610	KC2	C1D-CHD	2.35	1.47	1.41
25	B	822	CLA	CMD-C2D	-2.35	1.45	1.50
35	m	616	IHT	C18-C07	2.35	1.53	1.45
28	F	204	WVN	C19-C22	2.35	1.51	1.45
28	J	101	WVN	C23-C25	2.35	1.51	1.45
25	A	803	CLA	CMB-C2B	-2.35	1.46	1.51
25	b	606	CLA	CMC-C2C	-2.35	1.45	1.50
25	B	832	CLA	CMC-C2C	-2.35	1.45	1.50
25	A	829	CLA	C3B-C2B	-2.35	1.37	1.40
25	B	814	CLA	CMD-C2D	-2.35	1.45	1.50
25	j	604	CLA	CMD-C2D	-2.35	1.45	1.50
34	k	612	KC2	C4A-C3A	2.34	1.49	1.44
25	A	855	CLA	C3B-C2B	-2.34	1.37	1.40
25	s	206	CLA	CMB-C2B	-2.34	1.46	1.51
25	h	307	CLA	C3B-C2B	-2.34	1.37	1.40
32	i	320	II0	C16-C03	2.34	1.58	1.53
35	n	318	IHT	C39-C35	2.34	1.55	1.50
34	m	611	KC2	C1A-CHA	2.34	1.46	1.40
32	k	617	II0	C18-C04	2.34	1.58	1.53
25	B	841	CLA	CMB-C2B	-2.34	1.46	1.51
25	B	827	CLA	CMD-C2D	-2.34	1.45	1.50
34	k	611	KC2	C3C-C4C	2.34	1.49	1.44
25	A	804	CLA	CMD-C2D	-2.34	1.45	1.50
32	l	313	II0	C18-C04	2.34	1.58	1.53
25	B	815	CLA	CMB-C2B	-2.34	1.46	1.51
35	k	618	IHT	C20-C15	2.34	1.54	1.50
25	B	809	CLA	CMC-C2C	-2.34	1.45	1.50
25	c	612	CLA	CMB-C2B	-2.33	1.46	1.51
25	A	802	CLA	CMC-C2C	-2.33	1.45	1.50
25	a	305	CLA	CMC-C2C	-2.33	1.45	1.50
25	A	816	CLA	CMD-C2D	-2.33	1.45	1.50

Continued on next page...

Continued from previous page...

Mol	Chain	Res	Type	Atoms	Z	Observed(Å)	Ideal(Å)
25	A	854	CLA	CMC-C2C	-2.33	1.45	1.50
25	B	811	CLA	CMD-C2D	-2.33	1.45	1.50
25	b	604	CLA	CMD-C2D	-2.33	1.45	1.50
25	A	828	CLA	CMC-C2C	-2.33	1.45	1.50
34	i	319	KC2	C3C-C4C	2.33	1.49	1.44
25	i	303	CLA	CMD-C2D	-2.33	1.45	1.50
25	B	850	CLA	C3B-CAB	-2.33	1.43	1.47
25	i	311	CLA	CMB-C2B	-2.33	1.46	1.51
25	d	306	CLA	CMB-C2B	-2.33	1.46	1.51
25	d	309	CLA	CMD-C2D	-2.33	1.45	1.50
25	i	308	CLA	CMB-C2B	-2.33	1.46	1.51
25	B	835	CLA	C3B-C2B	-2.32	1.37	1.40
25	h	301	CLA	C3B-CAB	-2.32	1.43	1.47
25	A	828	CLA	MG-ND	-2.32	2.01	2.05
25	L	203	CLA	C3B-CAB	-2.32	1.43	1.47
34	k	611	KC2	C1D-CHD	2.32	1.47	1.41
25	B	828	CLA	CMC-C2C	-2.32	1.45	1.50
28	J	102	WVN	C20-C13	2.32	1.53	1.45
25	A	856	CLA	CMD-C2D	-2.32	1.45	1.50
25	B	850	CLA	CMC-C2C	-2.32	1.45	1.50
25	n	303	CLA	C3B-CAB	-2.32	1.43	1.47
35	j	616	IHT	C39-C35	2.32	1.55	1.50
28	A	850	WVN	C20-C13	2.32	1.53	1.45
25	F	202	CLA	CMB-C2B	-2.32	1.46	1.51
25	a	306	CLA	CMB-C2B	-2.32	1.46	1.51
28	i	316	WVN	C37-C34	-2.32	1.32	1.35
28	B	848	WVN	C40-C39	-2.32	1.30	1.36
25	c	603	CLA	CMB-C2B	-2.31	1.46	1.51
35	j	616	IHT	C20-C15	2.31	1.54	1.50
32	a	318	II0	C16-C03	2.31	1.58	1.53
34	n	313	KC2	C1A-CHA	2.31	1.46	1.40
25	j	604	CLA	CMB-C2B	-2.31	1.46	1.51
25	i	307	CLA	CMB-C2B	-2.31	1.46	1.51
25	A	842	CLA	C3B-C2B	-2.31	1.37	1.40
25	K	101	CLA	CMD-C2D	-2.31	1.45	1.50
25	k	601	CLA	CMD-C2D	-2.31	1.45	1.50
35	b	615	IHT	C39-C35	2.31	1.55	1.50
32	j	613	II0	C16-C03	2.31	1.58	1.53
25	b	610	CLA	CMD-C2D	-2.31	1.45	1.50
32	i	315	II0	C18-C04	2.31	1.58	1.53
25	b	607	CLA	CMB-C2B	-2.31	1.46	1.51
25	B	829	CLA	CMD-C2D	-2.31	1.45	1.50

Continued on next page...

Continued from previous page...

Mol	Chain	Res	Type	Atoms	Z	Observed(Å)	Ideal(Å)
28	L	205	WVN	C02-C11	2.30	1.53	1.50
35	n	318	IHT	C20-C15	2.30	1.54	1.50
32	l	302	IIO	C16-C03	2.30	1.58	1.53
25	A	832	CLA	C3B-CAB	-2.30	1.43	1.47
25	j	612	CLA	CMC-C2C	-2.30	1.45	1.50
28	R	201	WVN	C20-C13	2.30	1.53	1.45
25	d	304	CLA	CMC-C2C	-2.30	1.45	1.50
35	b	616	IHT	C18-C07	2.30	1.53	1.45
34	s	204	KC2	C4A-C3A	2.30	1.49	1.44
25	n	304	CLA	CHC-C1C	2.30	1.40	1.35
26	B	842	PQN	O4-C4	-2.30	1.18	1.23
35	k	618	IHT	C39-C35	2.30	1.55	1.50
25	m	606	CLA	CMD-C2D	-2.30	1.45	1.50
28	A	850	WVN	C23-C25	2.30	1.50	1.45
34	k	613	KC2	C3C-C4C	2.30	1.49	1.44
35	m	616	IHT	C25-C23	2.29	1.55	1.50
34	k	612	KC2	C1D-CHD	2.29	1.47	1.41
25	A	820	CLA	CMC-C2C	-2.29	1.45	1.50
25	c	611	CLA	CMD-C2D	-2.29	1.45	1.50
25	c	608	CLA	CMD-C2D	-2.29	1.45	1.50
28	F	204	WVN	C20-C13	2.29	1.53	1.45
28	L	206	WVN	C19-C22	2.29	1.50	1.45
25	A	816	CLA	CMB-C2B	-2.29	1.46	1.51
26	A	844	PQN	O1-C1	-2.29	1.18	1.23
25	B	841	CLA	CMD-C2D	-2.29	1.45	1.50
25	L	203	CLA	CMD-C2D	-2.29	1.45	1.50
25	b	609	CLA	CMC-C2C	-2.29	1.45	1.50
34	c	610	KC2	C4A-C3A	2.29	1.49	1.44
25	k	605	CLA	CMB-C2B	-2.29	1.46	1.51
34	k	611	KC2	C1A-CHA	2.29	1.46	1.40
25	B	821	CLA	CMC-C2C	-2.29	1.46	1.50
25	c	606	CLA	CMD-C2D	-2.29	1.46	1.50
25	k	607	CLA	CMC-C2C	-2.29	1.46	1.50
28	J	101	WVN	C02-C11	2.29	1.53	1.50
25	j	601	CLA	CMD-C2D	-2.29	1.46	1.50
25	F	201	CLA	CMC-C2C	-2.29	1.46	1.50
25	B	834	CLA	CMD-C2D	-2.28	1.46	1.50
25	A	837	CLA	CMC-C2C	-2.28	1.46	1.50
25	d	306	CLA	CMC-C2C	-2.28	1.46	1.50
25	B	829	CLA	C3B-C2B	-2.28	1.37	1.40
25	A	808	CLA	CMD-C2D	-2.28	1.46	1.50
25	b	602	CLA	CMC-C2C	-2.28	1.46	1.50

Continued on next page...

Continued from previous page...

Mol	Chain	Res	Type	Atoms	Z	Observed(Å)	Ideal(Å)
25	m	612	CLA	CMD-C2D	-2.28	1.46	1.50
25	B	812	CLA	C3B-CAB	-2.28	1.43	1.47
28	B	849	WVN	C02-C11	2.28	1.53	1.50
25	B	818	CLA	CMC-C2C	-2.28	1.46	1.50
32	k	615	II0	C16-C03	2.28	1.58	1.53
25	B	825	CLA	CMD-C2D	-2.28	1.46	1.50
25	A	827	CLA	CMD-C2D	-2.28	1.46	1.50
25	B	837	CLA	CMD-C2D	-2.28	1.46	1.50
25	m	601	CLA	CMD-C2D	-2.28	1.46	1.50
25	l	305	CLA	CMB-C2B	-2.28	1.46	1.51
25	l	307	CLA	MG-ND	-2.28	2.01	2.05
25	j	602	CLA	CMC-C2C	-2.28	1.46	1.50
28	M	101	WVN	C20-C13	2.27	1.53	1.45
25	B	809	CLA	CMD-C2D	-2.27	1.46	1.50
25	B	806	CLA	CMD-C2D	-2.27	1.46	1.50
25	A	853	CLA	C3B-CAB	-2.27	1.43	1.47
25	A	819	CLA	C3B-C2B	-2.27	1.37	1.40
25	m	607	CLA	CAC-C3C	-2.27	1.45	1.51
25	a	307	CLA	CMD-C2D	-2.27	1.46	1.50
28	i	316	WVN	C20-C13	2.27	1.53	1.45
25	i	302	CLA	CHC-C1C	2.27	1.40	1.35
25	l	307	CLA	C3B-C2B	-2.26	1.37	1.40
32	l	313	II0	C16-C03	2.26	1.58	1.53
32	d	315	II0	C16-C03	2.26	1.58	1.53
32	i	313	II0	C18-C04	2.26	1.58	1.53
25	l	307	CLA	CMD-C2D	-2.26	1.46	1.50
35	a	317	IHT	C20-C15	2.26	1.54	1.50
25	A	838	CLA	CMC-C2C	-2.25	1.46	1.50
25	l	304	CLA	CMC-C2C	-2.25	1.46	1.50
25	m	608	CLA	CMD-C2D	-2.25	1.46	1.50
28	l	301	WVN	C20-C13	2.25	1.53	1.45
25	B	822	CLA	CMC-C2C	-2.25	1.46	1.50
25	n	304	CLA	C3B-CAB	-2.25	1.43	1.47
25	J	103	CLA	CMD-C2D	-2.25	1.46	1.50
25	B	809	CLA	C4B-CHC	-2.25	1.34	1.41
28	L	201	WVN	C20-C13	2.25	1.53	1.45
32	a	318	II0	C18-C04	2.25	1.58	1.53
27	a	301	LHG	O8-C6	-2.25	1.40	1.45
25	m	601	CLA	CMC-C2C	-2.25	1.46	1.50
25	c	604	CLA	CMD-C2D	-2.25	1.46	1.50
33	c	619	LMG	O1-C1	2.25	1.44	1.40
28	F	203	WVN	C20-C13	2.25	1.53	1.45

Continued on next page...

Continued from previous page...

Mol	Chain	Res	Type	Atoms	Z	Observed(Å)	Ideal(Å)
34	j	610	KC2	C4B-NB	-2.24	1.35	1.37
25	h	303	CLA	C3B-C2B	-2.24	1.37	1.40
25	A	813	CLA	C3B-C2B	-2.24	1.37	1.40
25	d	304	CLA	CMB-C2B	-2.24	1.47	1.51
32	c	614	II0	C16-C03	2.24	1.58	1.53
32	m	615	II0	C30-C26	-2.24	1.32	1.37
25	a	312	CLA	MG-NA	2.24	2.11	2.06
25	A	834	CLA	CMC-C2C	-2.24	1.46	1.50
34	s	204	KC2	C1A-CHA	2.24	1.46	1.40
25	c	602	CLA	C3B-C2B	-2.24	1.37	1.40
25	m	609	CLA	CMA-C3A	-2.24	1.48	1.53
25	A	819	CLA	CMD-C2D	-2.24	1.46	1.50
34	d	311	KC2	C4B-NB	-2.24	1.35	1.37
25	B	817	CLA	CMC-C2C	-2.24	1.46	1.50
25	h	301	CLA	C3B-C2B	-2.23	1.37	1.40
25	j	604	CLA	CMC-C2C	-2.23	1.46	1.50
32	j	614	II0	C30-C26	-2.23	1.32	1.37
25	n	309	CLA	CMD-C2D	-2.23	1.46	1.50
32	m	618	II0	C20-C14	2.23	1.54	1.50
25	i	303	CLA	CMC-C2C	-2.23	1.46	1.50
25	n	303	CLA	CMD-C2D	-2.23	1.46	1.50
25	A	842	CLA	CMD-C2D	-2.23	1.46	1.50
25	B	836	CLA	CHC-C1C	2.22	1.40	1.35
29	a	302	LMT	O1'-C1'	-2.22	1.36	1.40
35	R	203	IHT	C20-C15	2.22	1.54	1.50
25	c	601	CLA	CMD-C2D	-2.22	1.46	1.50
25	j	608	CLA	CMB-C2B	-2.22	1.47	1.51
34	i	310	KC2	C4B-NB	-2.22	1.35	1.37
25	c	607	CLA	CMD-C2D	-2.22	1.46	1.50
25	A	839	CLA	C3B-CAB	-2.22	1.43	1.47
25	b	602	CLA	CMD-C2D	-2.22	1.46	1.50
28	s	207	WVN	C20-C13	2.22	1.53	1.45
25	B	826	CLA	CMC-C2C	-2.22	1.46	1.50
25	A	854	CLA	CMD-C2D	-2.22	1.46	1.50
25	s	203	CLA	CMB-C2B	-2.22	1.47	1.51
25	m	607	CLA	CMC-C2C	-2.22	1.46	1.50
25	A	810	CLA	CMD-C2D	-2.22	1.46	1.50
32	l	313	II0	C15-C03	2.22	1.58	1.53
25	B	813	CLA	CMB-C2B	-2.22	1.47	1.51
25	c	605	CLA	CMA-C3A	-2.21	1.48	1.53
25	A	836	CLA	CMD-C2D	-2.21	1.46	1.50
25	b	605	CLA	CMC-C2C	-2.21	1.46	1.50

Continued on next page...

Continued from previous page...

Mol	Chain	Res	Type	Atoms	Z	Observed(Å)	Ideal(Å)
25	A	803	CLA	CMC-C2C	-2.21	1.46	1.50
25	j	603	CLA	CMD-C2D	-2.21	1.46	1.50
25	k	608	CLA	C3B-C2B	-2.21	1.37	1.40
25	B	807	CLA	CMC-C2C	-2.21	1.46	1.50
28	F	203	WVN	C40-C39	-2.21	1.30	1.36
25	c	605	CLA	C3B-CAB	-2.21	1.43	1.47
25	j	608	CLA	CMD-C2D	-2.21	1.46	1.50
32	l	302	II0	C18-C04	2.21	1.58	1.53
25	i	312	CLA	CMB-C2B	-2.21	1.47	1.51
32	d	313	II0	C30-C26	-2.21	1.32	1.37
35	m	616	IHT	C39-C35	2.21	1.55	1.50
32	b	613	II0	C30-C26	-2.21	1.32	1.37
25	h	303	CLA	CMD-C2D	-2.21	1.46	1.50
25	B	817	CLA	MG-ND	-2.20	2.01	2.05
25	k	614	CLA	CMD-C2D	-2.20	1.46	1.50
25	c	609	CLA	CMD-C2D	-2.20	1.46	1.50
35	b	616	IHT	C20-C15	2.20	1.54	1.50
25	B	833	CLA	CMD-C2D	-2.20	1.46	1.50
28	A	849	WVN	C23-C25	2.20	1.50	1.45
25	A	813	CLA	C3B-CAB	-2.20	1.43	1.47
25	d	307	CLA	CMC-C2C	-2.20	1.46	1.50
25	A	818	CLA	CMD-C2D	-2.20	1.46	1.50
32	h	311	II0	C15-C03	2.20	1.58	1.53
25	B	818	CLA	CMD-C2D	-2.20	1.46	1.50
35	b	616	IHT	C39-C35	2.20	1.55	1.50
25	A	829	CLA	C4B-CHC	-2.20	1.34	1.41
25	m	609	CLA	CMB-C2B	-2.20	1.47	1.51
25	B	813	CLA	CMD-C2D	-2.20	1.46	1.50
32	a	314	II0	C30-C26	-2.20	1.32	1.37
25	j	605	CLA	CMB-C2B	-2.20	1.47	1.51
25	l	309	CLA	CMD-C2D	-2.20	1.46	1.50
25	l	310	CLA	C3B-C2B	-2.20	1.37	1.40
25	A	833	CLA	CMD-C2D	-2.19	1.46	1.50
34	l	311	KC2	C1D-CHD	2.19	1.47	1.41
25	B	839	CLA	C3B-C2B	-2.19	1.37	1.40
25	a	311	CLA	CMD-C2D	-2.19	1.46	1.50
25	Q	302	CLA	C3B-C2B	-2.19	1.37	1.40
25	n	307	CLA	CMD-C2D	-2.19	1.46	1.50
25	d	305	CLA	CHC-C1C	2.19	1.40	1.35
25	n	304	CLA	CMD-C2D	-2.19	1.46	1.50
32	a	314	II0	C16-C03	2.19	1.58	1.53
28	l	315	WVN	C26-C22	-2.19	1.32	1.35

Continued on next page...

Continued from previous page...

Mol	Chain	Res	Type	Atoms	Z	Observed(Å)	Ideal(Å)
25	B	841	CLA	CMC-C2C	-2.19	1.46	1.50
25	B	812	CLA	CMD-C2D	-2.19	1.46	1.50
32	d	314	II0	C18-C04	2.19	1.58	1.53
25	A	827	CLA	CMB-C2B	-2.19	1.47	1.51
25	j	608	CLA	CMC-C2C	-2.19	1.46	1.50
25	m	606	CLA	C3B-C2B	-2.19	1.37	1.40
25	m	603	CLA	CMD-C2D	-2.19	1.46	1.50
25	j	611	CLA	CMC-C2C	-2.18	1.46	1.50
25	l	312	CLA	CMC-C2C	-2.18	1.46	1.50
25	F	201	CLA	C3B-C2B	-2.18	1.37	1.40
25	i	304	CLA	CMB-C2B	-2.18	1.47	1.51
35	m	616	IHT	C20-C15	2.18	1.54	1.50
28	A	849	WVN	C40-C39	-2.18	1.30	1.36
34	s	201	KC2	C3C-C4C	2.18	1.49	1.44
32	a	315	II0	C33-C35	2.18	1.50	1.45
25	A	853	CLA	MG-ND	-2.18	2.01	2.05
28	B	847	WVN	C19-C22	2.18	1.50	1.45
25	B	808	CLA	CMC-C2C	-2.18	1.46	1.50
25	A	808	CLA	CMC-C2C	-2.18	1.46	1.50
25	A	823	CLA	CMC-C2C	-2.18	1.46	1.50
25	d	306	CLA	CMD-C2D	-2.18	1.46	1.50
25	B	834	CLA	C3B-C2B	-2.18	1.37	1.40
25	b	605	CLA	CMA-C3A	-2.18	1.48	1.53
25	A	810	CLA	C3B-C2B	-2.18	1.37	1.40
25	B	836	CLA	C4B-CHC	-2.18	1.34	1.41
34	i	319	KC2	C1A-CHA	2.18	1.46	1.40
28	I	101	WVN	C20-C13	2.18	1.52	1.45
35	R	203	IHT	C39-C35	2.18	1.55	1.50
25	A	826	CLA	CMD-C2D	-2.18	1.46	1.50
26	B	842	PQN	O1-C1	-2.18	1.18	1.23
29	a	302	LMT	O2'-C2'	-2.18	1.37	1.43
25	J	103	CLA	C3B-C2B	-2.17	1.37	1.40
25	l	306	CLA	CMD-C2D	-2.17	1.46	1.50
32	j	614	II0	C16-C03	2.17	1.58	1.53
25	B	824	CLA	CMD-C2D	-2.17	1.46	1.50
25	A	835	CLA	C3B-CAB	-2.17	1.43	1.47
25	A	819	CLA	C4B-CHC	-2.17	1.35	1.41
25	A	825	CLA	CMD-C2D	-2.17	1.46	1.50
25	B	809	CLA	MG-ND	-2.17	2.01	2.05
25	B	812	CLA	C3B-C2B	-2.17	1.37	1.40
25	i	305	CLA	CMD-C2D	-2.17	1.46	1.50
28	B	844	WVN	C02-C11	2.17	1.53	1.50

Continued on next page...

Continued from previous page...

Mol	Chain	Res	Type	Atoms	Z	Observed(Å)	Ideal(Å)
32	b	614	II0	C16-C03	2.17	1.58	1.53
25	B	813	CLA	C3B-CAB	-2.17	1.43	1.47
25	n	310	CLA	CMD-C2D	-2.17	1.46	1.50
25	s	202	CLA	MG-ND	-2.16	2.01	2.05
28	F	204	WVN	C28-C25	-2.16	1.32	1.35
25	c	606	CLA	MG-ND	-2.16	2.01	2.05
32	a	316	II0	C33-C35	2.16	1.50	1.45
34	d	310	KC2	C4A-C3A	2.16	1.48	1.44
25	a	308	CLA	CMD-C2D	-2.16	1.46	1.50
25	B	832	CLA	MG-ND	-2.16	2.01	2.05
25	A	812	CLA	MG-ND	-2.16	2.01	2.05
25	A	807	CLA	CMD-C2D	-2.16	1.46	1.50
25	m	609	CLA	CMD-C2D	-2.15	1.46	1.50
32	d	315	II0	C18-C04	2.15	1.58	1.53
25	A	821	CLA	CMD-C2D	-2.15	1.46	1.50
25	A	843	CLA	C4B-CHC	-2.15	1.35	1.41
25	F	201	CLA	CMD-C2D	-2.15	1.46	1.50
25	d	307	CLA	CMD-C2D	-2.15	1.46	1.50
25	A	829	CLA	CMD-C2D	-2.15	1.46	1.50
25	c	604	CLA	C3B-CAB	-2.15	1.43	1.47
25	c	604	CLA	C4B-CHC	-2.15	1.35	1.41
35	c	616	IHT	C20-C15	2.15	1.54	1.50
25	B	817	CLA	CMD-C2D	-2.14	1.46	1.50
32	n	317	II0	C16-C03	2.14	1.58	1.53
25	B	814	CLA	CMC-C2C	-2.14	1.46	1.50
25	A	856	CLA	C4B-CHC	-2.14	1.35	1.41
25	c	605	CLA	C4B-CHC	-2.14	1.35	1.41
25	A	810	CLA	CMC-C2C	-2.14	1.46	1.50
25	b	601	CLA	C4B-CHC	-2.14	1.35	1.41
34	c	610	KC2	C1D-CHD	2.14	1.46	1.41
25	d	302	CLA	CMD-C2D	-2.14	1.46	1.50
32	i	314	II0	C16-C03	2.14	1.58	1.53
25	A	807	CLA	C3B-CAB	-2.14	1.43	1.47
25	n	311	CLA	CMD-C2D	-2.14	1.46	1.50
25	n	308	CLA	MG-ND	-2.14	2.01	2.05
25	k	605	CLA	CMC-C2C	-2.14	1.46	1.50
25	A	823	CLA	C3B-C2B	-2.14	1.37	1.40
25	B	808	CLA	C3B-CAB	-2.14	1.43	1.47
25	L	204	CLA	CMC-C2C	-2.14	1.46	1.50
25	n	304	CLA	C4B-CHC	-2.14	1.35	1.41
25	B	819	CLA	CMD-C2D	-2.14	1.46	1.50
25	b	608	CLA	CMC-C2C	-2.14	1.46	1.50

Continued on next page...

Continued from previous page...

Mol	Chain	Res	Type	Atoms	Z	Observed(Å)	Ideal(Å)
25	i	308	CLA	CMC-C2C	-2.14	1.46	1.50
25	i	304	CLA	CMD-C2D	-2.13	1.46	1.50
25	c	603	CLA	CMC-C2C	-2.13	1.46	1.50
25	k	610	CLA	C3B-C2B	-2.13	1.37	1.40
25	m	604	CLA	CMD-C2D	-2.13	1.46	1.50
32	h	312	II0	C16-C03	2.13	1.58	1.53
25	A	813	CLA	CMD-C2D	-2.13	1.46	1.50
25	A	842	CLA	C3B-CAB	-2.13	1.43	1.47
34	n	312	KC2	C4B-NB	-2.13	1.35	1.37
25	b	603	CLA	CMD-C2D	-2.13	1.46	1.50
34	j	610	KC2	C1A-CHA	2.13	1.46	1.40
25	B	806	CLA	CMC-C2C	-2.13	1.46	1.50
25	F	202	CLA	CMC-C2C	-2.13	1.46	1.50
25	j	609	CLA	CMD-C2D	-2.13	1.46	1.50
25	j	606	CLA	CMD-C2D	-2.13	1.46	1.50
28	A	847	WVN	C40-C39	-2.13	1.30	1.36
32	k	616	II0	C16-C03	2.13	1.57	1.53
25	s	209	CLA	CMD-C2D	-2.13	1.46	1.50
32	c	613	II0	C16-C03	2.13	1.57	1.53
25	l	309	CLA	CMA-C3A	-2.12	1.48	1.53
25	B	826	CLA	MG-ND	-2.12	2.01	2.05
25	B	828	CLA	CMD-C2D	-2.12	1.46	1.50
25	K	101	CLA	CMC-C2C	-2.12	1.46	1.50
25	l	304	CLA	MG-ND	-2.12	2.01	2.05
28	B	846	WVN	C23-C25	2.12	1.50	1.45
25	b	608	CLA	CMD-C2D	-2.12	1.46	1.50
25	k	603	CLA	CMB-C2B	-2.12	1.47	1.51
25	m	602	CLA	MG-ND	-2.12	2.01	2.05
28	B	848	WVN	C20-C13	2.12	1.52	1.45
25	L	203	CLA	CMC-C2C	-2.12	1.46	1.50
34	n	313	KC2	C3C-C4C	2.12	1.49	1.44
32	J	104	II0	C16-C03	2.12	1.57	1.53
25	A	833	CLA	C3B-C2B	-2.12	1.37	1.40
25	B	817	CLA	C3B-C2B	-2.12	1.37	1.40
25	A	835	CLA	CMD-C2D	-2.11	1.46	1.50
32	n	316	II0	C16-C03	2.11	1.57	1.53
25	l	312	CLA	CMD-C2D	-2.11	1.46	1.50
32	l	302	II0	C15-C03	2.11	1.57	1.53
25	a	309	CLA	CMA-C3A	-2.11	1.48	1.53
25	A	830	CLA	C3B-CAB	-2.11	1.43	1.47
25	A	833	CLA	MG-ND	-2.11	2.01	2.05
25	k	604	CLA	CMD-C2D	-2.11	1.46	1.50

Continued on next page...

Continued from previous page...

Mol	Chain	Res	Type	Atoms	Z	Observed(Å)	Ideal(Å)
25	l	307	CLA	C4B-CHC	-2.11	1.35	1.41
25	a	309	CLA	CMD-C2D	-2.11	1.46	1.50
25	b	605	CLA	C3B-CAB	-2.11	1.43	1.47
34	n	312	KC2	C1A-CHA	2.11	1.46	1.40
35	a	317	IHT	C39-C35	2.11	1.55	1.50
28	B	845	WVN	C20-C13	2.11	1.52	1.45
25	B	804	CLA	CMD-C2D	-2.11	1.46	1.50
25	B	839	CLA	CMC-C2C	-2.11	1.46	1.50
25	A	828	CLA	C3B-CAB	-2.11	1.43	1.47
28	L	206	WVN	C20-C13	2.11	1.52	1.45
25	n	307	CLA	C3B-C2B	-2.11	1.37	1.40
34	j	610	KC2	C4A-C3A	2.10	1.48	1.44
25	k	609	CLA	CMD-C2D	-2.10	1.46	1.50
32	m	614	II0	C15-C03	2.10	1.57	1.53
25	A	801	CLA	CMC-C2C	-2.10	1.46	1.50
28	l	301	WVN	C02-C11	2.10	1.53	1.50
25	B	816	CLA	MG-ND	-2.10	2.01	2.05
25	B	823	CLA	C3B-C2B	-2.10	1.37	1.40
25	b	607	CLA	CMA-C3A	-2.10	1.48	1.53
32	m	615	II0	C18-C04	2.10	1.57	1.53
32	l	314	II0	C16-C03	2.10	1.57	1.53
25	B	816	CLA	CMD-C2D	-2.10	1.46	1.50
25	c	603	CLA	CMD-C2D	-2.10	1.46	1.50
25	A	856	CLA	CMC-C2C	-2.10	1.46	1.50
25	b	604	CLA	CMC-C2C	-2.10	1.46	1.50
25	h	301	CLA	CMD-C2D	-2.10	1.46	1.50
25	k	608	CLA	CMD-C2D	-2.10	1.46	1.50
25	k	607	CLA	CAC-C3C	-2.10	1.45	1.51
25	B	820	CLA	CMC-C2C	-2.10	1.46	1.50
25	A	817	CLA	CMD-C2D	-2.09	1.46	1.50
25	b	605	CLA	MG-ND	-2.09	2.01	2.05
25	n	309	CLA	CMC-C2C	-2.09	1.46	1.50
25	B	839	CLA	CMD-C2D	-2.09	1.46	1.50
25	A	841	CLA	CMD-C2D	-2.09	1.46	1.50
25	A	820	CLA	C3B-C2B	-2.09	1.37	1.40
25	B	807	CLA	CMD-C2D	-2.09	1.46	1.50
25	B	805	CLA	CMC-C2C	-2.09	1.46	1.50
25	k	601	CLA	C3B-C2B	-2.09	1.37	1.40
25	h	308	CLA	CMC-C2C	-2.09	1.46	1.50
25	Q	303	CLA	CMC-C2C	-2.09	1.46	1.50
28	s	205	WVN	C19-C22	2.09	1.50	1.45
32	i	314	II0	C18-C04	2.09	1.57	1.53

Continued on next page...

Continued from previous page...

Mol	Chain	Res	Type	Atoms	Z	Observed(Å)	Ideal(Å)
28	J	102	WVN	C33-C34	2.09	1.50	1.45
32	m	614	II0	C18-C04	2.09	1.57	1.53
25	m	607	CLA	MG-ND	-2.09	2.01	2.05
25	a	312	CLA	MG-NC	2.08	2.11	2.06
25	A	807	CLA	CMC-C2C	-2.08	1.46	1.50
25	K	102	CLA	CMD-C2D	-2.08	1.46	1.50
25	i	311	CLA	CMD-C2D	-2.08	1.46	1.50
25	A	814	CLA	CMD-C2D	-2.08	1.46	1.50
28	A	847	WVN	C02-C11	2.08	1.53	1.50
25	J	103	CLA	C3B-CAB	-2.08	1.43	1.47
25	A	818	CLA	C3C-C2C	2.08	1.41	1.36
25	B	818	CLA	C3B-C2B	-2.08	1.37	1.40
25	n	306	CLA	CMC-C2C	-2.08	1.46	1.50
25	A	834	CLA	MG-ND	-2.08	2.01	2.05
25	h	313	CLA	CMC-C2C	-2.08	1.46	1.50
25	n	306	CLA	CMD-C2D	-2.08	1.46	1.50
25	A	815	CLA	CMD-C2D	-2.08	1.46	1.50
25	A	831	CLA	CMD-C2D	-2.08	1.46	1.50
25	n	302	CLA	CMD-C2D	-2.08	1.46	1.50
25	A	841	CLA	CMC-C2C	-2.08	1.46	1.50
28	A	849	WVN	C31-C32	2.08	1.50	1.45
34	l	311	KC2	C3C-C4C	2.08	1.49	1.44
25	b	605	CLA	C3B-C2B	-2.08	1.37	1.40
25	a	310	CLA	MG-ND	-2.07	2.01	2.05
25	B	820	CLA	C3B-CAB	-2.07	1.43	1.47
25	A	805	CLA	MG-ND	-2.07	2.01	2.05
25	A	831	CLA	C3B-C2B	-2.07	1.37	1.40
25	j	605	CLA	C3D-C4D	2.07	1.48	1.44
32	b	614	II0	C15-C03	2.07	1.57	1.53
25	A	810	CLA	C4B-CHC	-2.07	1.35	1.41
32	a	314	II0	C18-C04	2.07	1.57	1.53
25	B	833	CLA	CMC-C2C	-2.07	1.46	1.50
25	k	602	CLA	MG-NC	2.07	2.11	2.06
35	b	616	IHT	C13-C02	2.07	1.57	1.53
28	L	201	WVN	C02-C11	2.07	1.53	1.50
25	B	807	CLA	C3B-C2B	-2.07	1.37	1.40
25	d	305	CLA	MG-NC	2.07	2.11	2.06
35	b	615	IHT	C20-C15	2.07	1.54	1.50
25	j	606	CLA	CMC-C2C	-2.07	1.46	1.50
25	k	608	CLA	C3B-CAB	-2.07	1.43	1.47
25	l	310	CLA	CMD-C2D	-2.07	1.46	1.50
25	n	314	CLA	CMD-C2D	-2.07	1.46	1.50

Continued on next page...

Continued from previous page...

Mol	Chain	Res	Type	Atoms	Z	Observed(Å)	Ideal(Å)
25	n	303	CLA	CMC-C2C	-2.07	1.46	1.50
25	j	607	CLA	CMD-C2D	-2.07	1.46	1.50
32	j	613	II0	C20-C14	2.06	1.54	1.50
32	n	316	II0	C18-C04	2.06	1.57	1.53
25	h	301	CLA	MG-ND	-2.06	2.01	2.05
25	k	603	CLA	CMD-C2D	-2.06	1.46	1.50
25	A	833	CLA	C3B-CAB	-2.06	1.43	1.47
25	B	803	CLA	C3B-CAB	-2.06	1.43	1.47
25	A	838	CLA	CMD-C2D	-2.06	1.46	1.50
35	c	616	IHT	C39-C35	2.06	1.55	1.50
25	A	829	CLA	CMC-C2C	-2.06	1.46	1.50
25	c	612	CLA	CMC-C2C	-2.06	1.46	1.50
25	c	612	CLA	CMD-C2D	-2.06	1.46	1.50
25	i	308	CLA	CMD-C2D	-2.06	1.46	1.50
25	c	605	CLA	CMC-C2C	-2.06	1.46	1.50
25	A	806	CLA	CMD-C2D	-2.06	1.46	1.50
25	B	836	CLA	CMC-C2C	-2.06	1.46	1.50
25	d	301	CLA	CMD-C2D	-2.06	1.46	1.50
25	c	604	CLA	C3B-C2B	-2.06	1.37	1.40
25	m	603	CLA	CMC-C2C	-2.06	1.46	1.50
25	k	604	CLA	CMC-C2C	-2.06	1.46	1.50
25	h	301	CLA	CMC-C2C	-2.06	1.46	1.50
25	j	602	CLA	CMD-C2D	-2.06	1.46	1.50
25	b	602	CLA	C3B-CAB	-2.06	1.43	1.47
25	k	605	CLA	CMD-C2D	-2.06	1.46	1.50
32	b	614	II0	C18-C04	2.06	1.57	1.53
25	Q	303	CLA	MG-ND	-2.06	2.01	2.05
25	A	830	CLA	CMC-C2C	-2.05	1.46	1.50
25	a	311	CLA	CMC-C2C	-2.05	1.46	1.50
25	F	202	CLA	CMD-C2D	-2.05	1.46	1.50
25	h	308	CLA	CMD-C2D	-2.05	1.46	1.50
32	l	302	II0	C20-C14	2.05	1.54	1.50
25	b	612	CLA	MG-ND	-2.05	2.01	2.05
25	j	603	CLA	CMB-C2B	-2.05	1.47	1.51
25	A	805	CLA	CMC-C2C	-2.05	1.46	1.50
32	k	619	II0	C15-C03	2.05	1.57	1.53
25	c	602	CLA	MG-ND	-2.05	2.01	2.05
25	A	833	CLA	C4B-CHC	-2.05	1.35	1.41
32	k	615	II0	C18-C04	2.05	1.57	1.53
25	a	313	CLA	CMC-C2C	-2.05	1.46	1.50
32	b	614	II0	C20-C14	2.05	1.54	1.50
25	A	824	CLA	CMC-C2C	-2.05	1.46	1.50

Continued on next page...

Continued from previous page...

Mol	Chain	Res	Type	Atoms	Z	Observed(Å)	Ideal(Å)
32	b	617	II0	C30-C26	-2.05	1.32	1.37
25	B	808	CLA	C4B-CHC	-2.05	1.35	1.41
25	a	303	CLA	C4B-CHC	-2.05	1.35	1.41
25	k	606	CLA	C3B-C2B	-2.05	1.37	1.40
32	a	315	II0	C30-C26	-2.05	1.32	1.37
32	l	316	II0	C18-C04	2.05	1.57	1.53
25	A	817	CLA	C3B-CAB	-2.05	1.43	1.47
34	l	311	KC2	C4B-NB	-2.05	1.35	1.37
32	b	617	II0	C16-C03	2.05	1.57	1.53
25	A	812	CLA	CMD-C2D	-2.05	1.46	1.50
28	s	205	WVN	C40-C39	-2.05	1.30	1.36
28	A	849	WVN	C19-C22	2.05	1.50	1.45
28	B	845	WVN	C31-C32	2.05	1.50	1.45
25	a	308	CLA	C3B-C2B	-2.05	1.37	1.40
27	A	846	LHG	O7-C5	-2.05	1.41	1.46
25	c	604	CLA	CMC-C2C	-2.05	1.46	1.50
25	i	302	CLA	CMD-C2D	-2.05	1.46	1.50
25	A	808	CLA	C3B-CAB	-2.05	1.43	1.47
25	b	610	CLA	C3B-C2B	-2.04	1.37	1.40
25	d	305	CLA	C3B-CAB	-2.04	1.43	1.47
25	A	813	CLA	CMC-C2C	-2.04	1.46	1.50
28	B	845	WVN	C19-C22	2.04	1.50	1.45
28	L	206	WVN	C02-C11	2.04	1.53	1.50
25	m	605	CLA	CMC-C2C	-2.04	1.46	1.50
25	B	820	CLA	C4B-CHC	-2.04	1.35	1.41
27	a	319	LHG	O7-C5	-2.04	1.41	1.46
25	A	822	CLA	C3B-C2B	-2.04	1.37	1.40
32	a	314	II0	C15-C03	2.04	1.57	1.53
25	B	817	CLA	C4B-CHC	-2.03	1.35	1.41
25	a	312	CLA	C3B-C2B	-2.03	1.37	1.40
25	a	306	CLA	CMC-C2C	-2.03	1.46	1.50
25	B	840	CLA	CMD-C2D	-2.03	1.46	1.50
32	c	615	II0	C18-C04	2.03	1.57	1.53
25	l	306	CLA	CMC-C2C	-2.03	1.46	1.50
32	n	319	II0	C20-C14	2.03	1.54	1.50
25	A	832	CLA	CMD-C2D	-2.03	1.46	1.50
32	c	617	II0	C16-C03	2.03	1.57	1.53
25	s	206	CLA	CAC-C3C	-2.03	1.45	1.51
25	B	807	CLA	C3B-CAB	-2.03	1.43	1.47
25	B	831	CLA	CMD-C2D	-2.03	1.46	1.50
25	B	816	CLA	CMC-C2C	-2.03	1.46	1.50
25	c	606	CLA	CAC-C3C	-2.03	1.45	1.51

Continued on next page...

Continued from previous page...

Mol	Chain	Res	Type	Atoms	Z	Observed(Å)	Ideal(Å)
25	b	612	CLA	CMC-C2C	-2.03	1.46	1.50
32	i	317	II0	C20-C14	2.02	1.54	1.50
25	n	308	CLA	C3B-C2B	-2.02	1.37	1.40
25	d	302	CLA	MG-ND	-2.02	2.01	2.05
34	l	311	KC2	C4A-C3A	2.02	1.48	1.44
25	B	810	CLA	C4B-CHC	-2.02	1.35	1.41
25	h	305	CLA	CMD-C2D	-2.02	1.46	1.50
25	m	605	CLA	CMD-C2D	-2.02	1.46	1.50
25	j	607	CLA	CMC-C2C	-2.02	1.46	1.50
25	n	307	CLA	CMC-C2C	-2.02	1.46	1.50
25	A	814	CLA	CMC-C2C	-2.02	1.46	1.50
25	B	823	CLA	MG-ND	-2.02	2.01	2.05
25	i	307	CLA	CAA-C2A	-2.02	1.50	1.54
25	c	608	CLA	C3B-C2B	-2.02	1.37	1.40
28	L	206	WVN	C40-C39	-2.02	1.30	1.36
28	F	204	WVN	C40-C39	-2.02	1.30	1.36
25	n	304	CLA	CAC-C3C	-2.02	1.45	1.51
25	h	303	CLA	CMC-C2C	-2.02	1.46	1.50
25	m	602	CLA	CMC-C2C	-2.02	1.46	1.50
25	k	606	CLA	CMD-C2D	-2.02	1.46	1.50
32	a	315	II0	C16-C03	2.01	1.57	1.53
25	B	835	CLA	CMC-C2C	-2.01	1.46	1.50
25	A	816	CLA	CMC-C2C	-2.01	1.46	1.50
25	j	612	CLA	CMD-C2D	-2.01	1.46	1.50
32	d	316	II0	C18-C04	2.01	1.57	1.53
25	n	305	CLA	CMC-C2C	-2.01	1.46	1.50
25	j	607	CLA	C3B-CAB	-2.01	1.43	1.47
25	j	607	CLA	C3B-C2B	-2.01	1.37	1.40
32	n	317	II0	C30-C26	-2.01	1.32	1.37
25	A	811	CLA	C3B-C2B	-2.01	1.37	1.40
32	c	617	II0	C18-C04	2.01	1.57	1.53
25	B	833	CLA	C3B-CAB	-2.01	1.43	1.47
25	A	807	CLA	C4B-CHC	-2.00	1.35	1.41
32	l	316	II0	C16-C03	2.00	1.57	1.53
25	B	823	CLA	CMC-C2C	-2.00	1.46	1.50
25	L	202	CLA	CMD-C2D	-2.00	1.46	1.50
25	l	305	CLA	CMD-C2D	-2.00	1.46	1.50
25	B	827	CLA	CMC-C2C	-2.00	1.46	1.50
25	A	811	CLA	CMD-C2D	-2.00	1.46	1.50
25	l	303	CLA	C3B-C2B	-2.00	1.37	1.40
25	i	302	CLA	C4B-CHC	-2.00	1.35	1.41
32	b	613	II0	C16-C03	2.00	1.57	1.53

Continued on next page...

Continued from previous page...

Mol	Chain	Res	Type	Atoms	Z	Observed(Å)	Ideal(Å)
28	A	850	WVN	C40-C39	-2.00	1.30	1.36
25	s	203	CLA	MG-ND	-2.00	2.01	2.05
25	A	832	CLA	C3C-C2C	2.00	1.41	1.36
32	h	312	II0	C15-C03	2.00	1.57	1.53

All (4083) bond angle outliers are listed below:

Mol	Chain	Res	Type	Atoms	Z	Observed(°)	Ideal(°)
34	m	611	KC2	C1A-NA-C4A	-12.79	100.95	106.71
34	j	610	KC2	C1A-NA-C4A	-12.62	101.03	106.71
34	s	204	KC2	C1A-NA-C4A	-12.36	101.15	106.71
34	l	311	KC2	C1A-NA-C4A	-12.13	101.25	106.71
34	n	312	KC2	C1A-NA-C4A	-12.10	101.27	106.71
34	k	612	KC2	C1A-NA-C4A	-12.02	101.30	106.71
34	k	611	KC2	C1A-NA-C4A	-11.77	101.42	106.71
28	A	848	WVN	C39-C36-C32	-11.59	110.77	127.31
34	i	319	KC2	C1A-NA-C4A	-11.51	101.53	106.71
34	i	310	KC2	C1A-NA-C4A	-11.12	101.71	106.71
25	a	312	CLA	C4A-NA-C1A	10.78	111.55	106.71
34	s	201	KC2	C1A-NA-C4A	-10.77	101.87	106.71
35	b	616	IHT	C40-C37-C33	-10.61	112.17	127.31
35	b	616	IHT	C18-C22-C23	-10.38	110.56	126.23
34	d	310	KC2	C1A-NA-C4A	-10.35	102.05	106.71
25	a	309	CLA	C4A-NA-C1A	10.34	111.35	106.71
34	d	310	KC2	CHC-C4B-NB	10.26	133.88	124.45
34	n	313	KC2	CHC-C4B-NB	10.26	133.88	124.45
34	k	613	KC2	CHC-C4B-NB	10.15	133.78	124.45
34	c	610	KC2	CHC-C4B-NB	10.13	133.76	124.45
34	i	319	KC2	CHC-C4B-NB	10.08	133.72	124.45
34	k	611	KC2	CHC-C4B-NB	10.03	133.68	124.45
34	d	311	KC2	CHC-C4B-NB	9.99	133.64	124.45
34	l	311	KC2	CHC-C4B-NB	9.94	133.59	124.45
34	n	312	KC2	CHC-C4B-NB	9.84	133.49	124.45
34	k	612	KC2	CHC-C4B-NB	9.72	133.39	124.45
34	j	610	KC2	CHC-C4B-NB	9.70	133.37	124.45
34	s	201	KC2	CHB-C1B-NB	9.63	133.31	124.45
34	n	313	KC2	C1A-NA-C4A	-9.62	102.38	106.71
34	s	204	KC2	CHC-C4B-NB	9.61	133.28	124.45
34	c	610	KC2	CHD-C4C-NC	9.61	138.78	124.20
34	i	310	KC2	OBD-CAD-C3D	-9.54	112.14	127.98
34	c	610	KC2	OBD-CAD-CBD	9.46	139.42	125.89
28	F	204	WVN	C30-C28-C25	-9.44	113.84	127.31

Continued on next page...

Continued from previous page...

Mol	Chain	Res	Type	Atoms	Z	Observed(°)	Ideal(°)
34	i	310	KC2	CHC-C4B-NB	9.41	133.11	124.45
34	n	313	KC2	CHD-C4C-NC	9.34	138.37	124.20
34	k	613	KC2	C1A-NA-C4A	-9.18	102.58	106.71
34	k	613	KC2	OBD-CAD-CBD	9.16	138.99	125.89
34	k	613	KC2	CHD-C4C-NC	9.16	138.10	124.20
34	d	311	KC2	C1A-NA-C4A	-9.15	102.59	106.71
25	A	856	CLA	C4A-NA-C1A	9.11	110.80	106.71
34	k	611	KC2	CHD-C4C-NC	9.02	137.89	124.20
34	s	201	KC2	OBD-CAD-CBD	9.02	138.78	125.89
34	s	201	KC2	CHC-C4B-NB	8.96	132.69	124.45
32	a	318	II0	C42-C40-C36	-8.94	114.55	127.31
34	l	311	KC2	CHD-C4C-NC	8.93	137.75	124.20
34	k	612	KC2	OBD-CAD-CBD	8.89	138.60	125.89
34	i	319	KC2	CHD-C4C-NC	8.88	137.68	124.20
34	d	310	KC2	CHD-C4C-NC	8.86	137.65	124.20
34	m	611	KC2	CHC-C4B-NB	8.86	132.60	124.45
34	d	310	KC2	OBD-CAD-CBD	8.85	138.54	125.89
34	l	311	KC2	OBD-CAD-CBD	8.84	138.53	125.89
34	d	311	KC2	OBD-CAD-C3D	-8.82	113.34	127.98
34	i	310	KC2	C2C-C1C-NC	8.81	120.19	110.57
34	c	610	KC2	C1A-NA-C4A	-8.81	102.75	106.71
25	l	307	CLA	C4A-NA-C1A	8.79	110.66	106.71
34	n	313	KC2	OBD-CAD-C3D	-8.78	113.40	127.98
34	m	611	KC2	CHB-C1B-NB	8.77	132.51	124.45
32	l	314	II0	C41-C39-C35	-8.74	114.84	127.31
34	s	201	KC2	CHD-C4C-NC	8.73	137.45	124.20
34	m	611	KC2	CHD-C4C-NC	8.68	137.37	124.20
34	i	310	KC2	CHD-C4C-NC	8.64	137.30	124.20
34	j	610	KC2	CHD-C4C-NC	8.61	137.27	124.20
34	k	612	KC2	OBD-CAD-C3D	-8.59	113.72	127.98
34	n	313	KC2	OBD-CAD-CBD	8.58	138.15	125.89
34	k	611	KC2	OBD-CAD-C3D	-8.56	113.76	127.98
34	c	610	KC2	CHB-C1B-NB	8.56	132.32	124.45
34	n	312	KC2	CHD-C4C-NC	8.55	137.18	124.20
34	n	312	KC2	C1A-C2A-C3A	-8.55	100.33	107.11
34	i	319	KC2	OBD-CAD-CBD	8.50	138.04	125.89
34	i	319	KC2	OBD-CAD-C3D	-8.50	113.87	127.98
32	n	315	II0	C04-C10-C14	-8.38	110.80	122.63
34	s	204	KC2	CHB-C1B-NB	8.36	132.14	124.45
34	l	311	KC2	C2C-C1C-NC	8.35	119.69	110.57
34	j	610	KC2	C2C-C1C-NC	8.34	119.67	110.57
34	k	612	KC2	CHB-C1B-NB	8.33	132.11	124.45

Continued on next page...

Continued from previous page...

Mol	Chain	Res	Type	Atoms	Z	Observed(°)	Ideal(°)
34	i	310	KC2	CHB-C1B-NB	8.31	132.09	124.45
34	i	319	KC2	CHB-C1B-NB	8.23	132.02	124.45
28	B	848	WVN	C20-C23-C25	-8.19	113.85	126.23
34	d	310	KC2	CHB-C1B-NB	8.19	131.98	124.45
34	j	610	KC2	OBD-CAD-C3D	-8.19	114.39	127.98
34	k	612	KC2	C4C-C3C-C2C	-8.18	100.62	107.11
35	R	203	IHT	C30-C27-C23	-8.17	115.65	127.31
25	F	201	CLA	C4A-NA-C1A	8.15	110.37	106.71
34	s	204	KC2	OBD-CAD-CBD	8.14	137.53	125.89
34	d	310	KC2	OBD-CAD-C3D	-8.12	114.50	127.98
34	n	312	KC2	OBD-CAD-CBD	8.12	137.49	125.89
34	k	613	KC2	CHB-C1B-NB	8.10	131.90	124.45
34	m	611	KC2	OBD-CAD-CBD	8.09	137.46	125.89
34	j	610	KC2	OBD-CAD-CBD	8.09	137.45	125.89
34	n	313	KC2	CHB-C1B-NB	8.07	131.87	124.45
34	c	610	KC2	CMD-C2D-C1D	-8.06	116.07	128.46
34	d	311	KC2	CHD-C4C-NC	8.04	136.40	124.20
34	j	610	KC2	CHB-C1B-NB	8.02	131.82	124.45
34	n	312	KC2	C2C-C1C-NC	8.02	119.33	110.57
34	m	611	KC2	OBD-CAD-C3D	-8.01	114.69	127.98
34	s	204	KC2	CHD-C4C-NC	7.97	136.30	124.20
34	k	611	KC2	OBD-CAD-CBD	7.92	137.22	125.89
34	s	201	KC2	CHB-C4A-C3A	-7.91	112.62	124.98
34	k	611	KC2	CHB-C1B-NB	7.90	131.71	124.45
34	n	312	KC2	OBD-CAD-C3D	-7.88	114.89	127.98
34	d	311	KC2	OBD-CAD-CBD	7.81	137.06	125.89
28	F	204	WVN	C20-C23-C25	-7.80	114.45	126.23
34	k	613	KC2	OBD-CAD-C3D	-7.79	115.04	127.98
28	F	204	WVN	C40-C39-C36	-7.75	107.60	123.47
34	m	611	KC2	C2C-C1C-NC	7.74	119.03	110.57
34	k	612	KC2	CMD-C2D-C1D	-7.73	116.58	128.46
34	l	311	KC2	CHB-C1B-NB	7.73	131.56	124.45
34	m	611	KC2	CHB-C4A-C3A	-7.71	112.93	124.98
34	m	611	KC2	CMD-C2D-C1D	-7.68	116.65	128.46
28	s	207	WVN	C04-C09-C05	-7.68	117.49	124.85
25	A	826	CLA	C4A-NA-C1A	7.66	110.15	106.71
34	k	611	KC2	C2C-C1C-NC	7.64	118.91	110.57
25	l	310	CLA	C4A-NA-C1A	7.58	110.11	106.71
25	k	605	CLA	C4A-NA-C1A	7.50	110.08	106.71
32	d	315	II0	C41-C39-C35	-7.50	116.61	127.31
34	s	204	KC2	OBD-CAD-C3D	-7.49	115.55	127.98
34	j	610	KC2	CHC-C4B-C3B	-7.45	112.51	125.26

Continued on next page...

Continued from previous page...

Mol	Chain	Res	Type	Atoms	Z	Observed(°)	Ideal(°)
34	l	311	KC2	C4C-C3C-C2C	-7.44	101.21	107.11
34	d	311	KC2	C4C-C3C-C2C	-7.43	101.22	107.11
32	i	313	II0	C42-C40-C36	-7.42	116.72	127.31
35	R	203	IHT	C40-C37-C33	-7.42	116.72	127.31
28	F	204	WVN	C40-C37-C34	-7.41	116.73	127.31
25	B	836	CLA	C4A-NA-C1A	7.41	110.04	106.71
34	c	610	KC2	OBD-CAD-C3D	-7.41	115.68	127.98
28	F	203	WVN	C39-C40-C37	-7.41	108.31	123.47
34	n	312	KC2	CHB-C1B-NB	7.40	131.26	124.45
34	i	310	KC2	CHC-C4B-C3B	-7.37	112.65	125.26
34	l	311	KC2	CHC-C4B-C3B	-7.37	112.66	125.26
34	i	310	KC2	OBD-CAD-CBD	7.37	136.42	125.89
34	j	610	KC2	C1A-C2A-C3A	-7.36	101.27	107.11
34	d	311	KC2	CHB-C1B-NB	7.35	131.21	124.45
34	c	610	KC2	CMD-C2D-C3D	7.34	138.40	124.68
25	a	305	CLA	C4A-NA-C1A	7.33	110.00	106.71
34	d	311	KC2	CMD-C2D-C1D	-7.32	117.21	128.46
35	n	318	IHT	C40-C37-C33	-7.32	116.87	127.31
34	i	310	KC2	CHB-C4A-C3A	-7.30	113.57	124.98
34	s	204	KC2	C2C-C1C-NC	7.30	118.54	110.57
34	k	611	KC2	C1A-C2A-C3A	-7.28	101.33	107.11
32	l	314	II0	C42-C40-C36	-7.28	116.92	127.31
34	k	612	KC2	CHD-C4C-NC	7.27	135.23	124.20
25	A	812	CLA	C4A-NA-C1A	7.27	109.97	106.71
34	l	311	KC2	OBD-CAD-C3D	-7.27	115.92	127.98
34	k	612	KC2	CMD-C2D-C3D	7.27	138.27	124.68
34	k	612	KC2	CHB-C4A-C3A	-7.25	113.65	124.98
34	n	313	KC2	C2C-C1C-NC	7.24	118.47	110.57
34	d	310	KC2	C2C-C1C-NC	7.24	118.47	110.57
25	A	802	CLA	CMB-C2B-C1B	-7.23	117.36	128.46
25	B	804	CLA	C4A-NA-C1A	7.21	109.95	106.71
34	i	319	KC2	C2C-C1C-NC	7.18	118.42	110.57
34	s	201	KC2	OBD-CAD-C3D	-7.18	116.06	127.98
34	s	204	KC2	CMD-C2D-C1D	-7.17	117.44	128.46
25	A	843	CLA	C4A-NA-C1A	7.17	109.93	106.71
25	j	605	CLA	C4A-NA-C1A	7.16	109.92	106.71
34	i	310	KC2	C4C-C3C-C2C	-7.15	101.44	107.11
34	n	312	KC2	CHC-C4B-C3B	-7.14	113.04	125.26
34	k	611	KC2	CHC-C4B-C3B	-7.14	113.05	125.26
28	B	848	WVN	C40-C37-C34	-7.12	117.15	127.31
34	n	312	KC2	C4C-C3C-C2C	-7.12	101.47	107.11
25	b	604	CLA	C4A-NA-C1A	7.10	109.90	106.71

Continued on next page...

Continued from previous page...

Mol	Chain	Res	Type	Atoms	Z	Observed(°)	Ideal(°)
25	n	311	CLA	C4A-NA-C1A	7.09	109.89	106.71
34	n	313	KC2	CMD-C2D-C1D	-7.08	117.59	128.46
34	k	613	KC2	C2C-C1C-NC	7.07	118.29	110.57
34	d	310	KC2	CHB-C4A-C3A	-7.07	113.94	124.98
32	l	314	II0	C20-C14-C10	-7.06	114.76	124.35
34	c	610	KC2	C2C-C1C-NC	7.06	118.28	110.57
34	i	310	KC2	CMD-C2D-C1D	-7.05	117.63	128.46
34	d	311	KC2	C2C-C1C-NC	7.04	118.26	110.57
25	A	804	CLA	C4A-NA-C1A	7.02	109.86	106.71
25	B	814	CLA	C4A-NA-C1A	7.02	109.86	106.71
25	n	304	CLA	C4A-NA-C1A	7.02	109.86	106.71
32	i	315	II0	C04-C10-C14	-7.01	112.73	122.63
25	c	611	CLA	C4A-NA-C1A	7.01	109.86	106.71
34	d	310	KC2	CHC-C4B-C3B	-6.98	113.31	125.26
32	c	615	II0	C42-C40-C36	-6.97	117.36	127.31
28	F	203	WVN	C20-C23-C25	-6.97	115.70	126.23
34	j	610	KC2	C4C-C3C-C2C	-6.97	101.58	107.11
34	m	611	KC2	C4C-C3C-C2C	-6.96	101.59	107.11
34	s	201	KC2	C2C-C1C-NC	6.96	118.17	110.57
34	c	610	KC2	CHC-C4B-C3B	-6.96	113.35	125.26
25	A	819	CLA	C4A-NA-C1A	6.95	109.83	106.71
34	n	312	KC2	CHB-C4A-C3A	-6.95	114.12	124.98
25	b	606	CLA	C4A-NA-C1A	6.94	109.83	106.71
34	i	319	KC2	C1A-C2A-C3A	-6.91	101.63	107.11
28	l	315	WVN	C29-C26-C22	-6.90	117.46	127.31
32	l	316	II0	C19-C13-C09	-6.90	114.97	124.35
25	A	854	CLA	C4A-NA-C1A	6.90	109.81	106.71
34	l	311	KC2	CHB-C4A-C3A	-6.89	114.21	124.98
25	m	610	CLA	C4A-NA-C1A	6.89	109.80	106.71
34	j	610	KC2	CMD-C2D-C1D	-6.87	117.90	128.46
34	l	311	KC2	CMD-C2D-C1D	-6.86	117.93	128.46
35	m	616	IHT	C30-C27-C23	-6.85	117.53	127.31
32	i	320	II0	C19-C13-C09	-6.84	115.05	124.35
34	j	610	KC2	CHB-C4A-C3A	-6.84	114.29	124.98
25	A	836	CLA	C4A-NA-C1A	6.83	109.78	106.71
28	B	846	WVN	C30-C28-C25	-6.83	117.56	127.31
25	B	828	CLA	CMB-C2B-C1B	-6.83	117.97	128.46
34	n	313	KC2	CHC-C4B-C3B	-6.83	113.58	125.26
32	h	311	II0	C20-C14-C10	-6.82	115.08	124.35
34	m	611	KC2	CHC-C4B-C3B	-6.82	113.59	125.26
34	i	319	KC2	CMD-C2D-C1D	-6.82	117.98	128.46
25	B	812	CLA	C4A-NA-C1A	6.82	109.77	106.71

Continued on next page...

Continued from previous page...

Mol	Chain	Res	Type	Atoms	Z	Observed(°)	Ideal(°)
32	h	310	II0	C42-C40-C36	-6.78	117.64	127.31
25	d	302	CLA	CMB-C2B-C1B	-6.78	118.05	128.46
34	d	311	KC2	CMD-C2D-C3D	6.77	137.34	124.68
34	s	204	KC2	C4C-C3C-C2C	-6.76	101.74	107.11
34	k	613	KC2	CHC-C4B-C3B	-6.75	113.71	125.26
25	B	840	CLA	C4A-NA-C1A	6.75	109.74	106.71
25	l	308	CLA	CMB-C2B-C1B	-6.74	118.10	128.46
34	n	313	KC2	C1A-C2A-C3A	-6.73	101.77	107.11
32	b	617	II0	C42-C40-C36	-6.72	117.72	127.31
34	l	311	KC2	C1A-C2A-C3A	-6.72	101.78	107.11
34	m	611	KC2	CMD-C2D-C3D	6.72	137.25	124.68
34	n	312	KC2	CMD-C2D-C1D	-6.71	118.14	128.46
34	d	311	KC2	CHC-C4B-C3B	-6.70	113.80	125.26
25	b	609	CLA	C4A-NA-C1A	6.70	109.72	106.71
25	A	821	CLA	C4A-NA-C1A	6.69	109.71	106.71
25	d	302	CLA	CMB-C2B-C3B	6.68	137.19	124.68
34	d	310	KC2	CMD-C2D-C1D	-6.68	118.19	128.46
28	A	848	WVN	C30-C28-C25	-6.67	117.78	127.31
32	j	613	II0	C19-C13-C09	-6.67	115.28	124.35
34	i	319	KC2	CHC-C4B-C3B	-6.64	113.90	125.26
28	h	309	WVN	C21-C15-C13	-6.62	117.09	124.53
28	L	201	WVN	C04-C09-C05	-6.61	118.51	124.85
32	k	616	II0	C41-C39-C35	-6.60	117.89	127.31
32	k	617	II0	C04-C10-C14	-6.60	113.31	122.63
34	s	201	KC2	C4C-C3C-C2C	-6.59	101.89	107.11
28	A	848	WVN	C04-C09-C05	-6.58	118.55	124.85
28	R	201	WVN	C29-C26-C22	-6.56	117.94	127.31
34	d	310	KC2	C4C-C3C-C2C	-6.56	101.91	107.11
28	A	850	WVN	C30-C28-C25	-6.56	117.95	127.31
34	k	611	KC2	CMD-C2D-C1D	-6.56	118.38	128.46
34	i	319	KC2	C4C-C3C-C2C	-6.55	101.91	107.11
25	s	209	CLA	C4A-NA-C1A	6.55	109.65	106.71
25	j	606	CLA	C4A-NA-C1A	6.55	109.65	106.71
32	c	615	II0	C41-C39-C35	-6.55	117.97	127.31
34	s	204	KC2	CHB-C4A-C3A	-6.52	114.80	124.98
34	k	613	KC2	CMD-C2D-C1D	-6.50	118.47	128.46
25	A	824	CLA	C4A-NA-C1A	6.48	109.62	106.71
28	B	844	WVN	C24-C22-C19	6.47	128.28	118.08
25	A	811	CLA	C4A-NA-C1A	6.47	109.62	106.71
34	n	313	KC2	CMD-C2D-C3D	6.45	136.75	124.68
28	B	844	WVN	C04-C09-C05	-6.44	118.67	124.85
28	J	101	WVN	C30-C28-C25	-6.44	118.13	127.31

Continued on next page...

Continued from previous page...

Mol	Chain	Res	Type	Atoms	Z	Observed(°)	Ideal(°)
34	d	311	KC2	C1A-C2A-C3A	-6.43	102.01	107.11
34	i	310	KC2	CMD-C2D-C3D	6.43	136.70	124.68
32	a	318	II0	C15-C03-C09	-6.43	100.25	110.47
32	c	614	II0	C41-C39-C35	-6.41	118.16	127.31
25	B	804	CLA	CAC-C3C-C4C	6.41	133.13	124.81
25	K	102	CLA	C4A-NA-C1A	6.41	109.59	106.71
32	m	618	II0	C42-C40-C36	-6.40	118.17	127.31
25	B	824	CLA	C4A-NA-C1A	6.40	109.58	106.71
25	h	303	CLA	C4A-NA-C1A	6.39	109.58	106.71
25	B	811	CLA	C4A-NA-C1A	6.38	109.58	106.71
25	a	307	CLA	C4A-NA-C1A	6.38	109.58	106.71
34	s	204	KC2	CHC-C4B-C3B	-6.37	114.36	125.26
25	B	834	CLA	C4A-NA-C1A	6.37	109.57	106.71
34	k	612	KC2	CHC-C4B-C3B	-6.36	114.37	125.26
25	j	611	CLA	C4A-NA-C1A	6.36	109.56	106.71
34	d	310	KC2	CMD-C2D-C3D	6.36	136.58	124.68
28	A	851	WVN	C39-C36-C32	-6.36	118.24	127.31
25	B	805	CLA	C4A-NA-C1A	6.35	109.56	106.71
25	B	807	CLA	C4A-NA-C1A	6.34	109.56	106.71
34	s	204	KC2	CMD-C2D-C3D	6.34	136.54	124.68
34	l	311	KC2	CMD-C2D-C3D	6.34	136.53	124.68
32	d	314	II0	C41-C39-C35	-6.33	118.28	127.31
25	A	831	CLA	C4A-NA-C1A	6.32	109.55	106.71
32	a	318	II0	C30-C32-C34	-6.31	103.53	123.22
25	l	306	CLA	C4A-NA-C1A	6.31	109.54	106.71
34	k	611	KC2	C4C-C3C-C2C	-6.30	102.11	107.11
34	c	610	KC2	CHB-C4A-C3A	-6.30	115.13	124.98
34	i	319	KC2	CMD-C2D-C3D	6.29	136.44	124.68
34	j	610	KC2	CMD-C2D-C3D	6.27	136.41	124.68
34	k	613	KC2	C4C-C3C-C2C	-6.27	102.14	107.11
34	i	319	KC2	CHB-C4A-C3A	-6.27	115.19	124.98
25	B	839	CLA	C4A-NA-C1A	6.25	109.52	106.71
28	L	206	WVN	C38-C34-C33	6.25	127.92	118.08
32	j	615	II0	C42-C40-C36	-6.25	118.39	127.31
32	b	613	II0	C42-C40-C36	-6.23	118.41	127.31
34	k	611	KC2	CHB-C4A-C3A	-6.23	115.25	124.98
34	s	204	KC2	C1A-C2A-C3A	-6.23	102.17	107.11
25	K	101	CLA	C4A-NA-C1A	6.21	109.50	106.71
32	J	104	II0	C19-C13-C09	-6.19	115.94	124.35
25	c	608	CLA	C4A-NA-C1A	6.18	109.48	106.71
32	l	313	II0	C20-C14-C10	-6.18	115.95	124.35
25	A	823	CLA	C4A-NA-C1A	6.18	109.48	106.71

Continued on next page...

Continued from previous page...

Mol	Chain	Res	Type	Atoms	Z	Observed(°)	Ideal(°)
34	n	312	KC2	CMD-C2D-C3D	6.17	136.22	124.68
25	A	837	CLA	C4A-NA-C1A	6.16	109.48	106.71
25	A	832	CLA	C4A-NA-C1A	6.16	109.47	106.71
34	s	201	KC2	CHB-C1B-C2B	-6.14	112.59	125.48
32	n	317	II0	C04-C10-C14	-6.14	113.96	122.63
32	a	316	II0	C42-C40-C36	-6.14	118.55	127.31
32	a	316	II0	C20-C14-C10	-6.11	116.05	124.35
34	k	613	KC2	CHB-C4A-C3A	-6.11	115.44	124.98
25	b	610	CLA	C4A-NA-C1A	6.11	109.45	106.71
32	k	619	II0	C03-C09-C13	-6.10	114.02	122.63
34	s	201	KC2	CMD-C2D-C1D	-6.10	119.09	128.46
32	i	315	II0	C41-C39-C35	-6.10	118.60	127.31
28	L	206	WVN	C04-C09-C05	-6.10	119.01	124.85
25	B	803	CLA	C4A-NA-C1A	6.08	109.44	106.71
32	n	301	II0	C42-C40-C36	-6.07	118.65	127.31
25	A	809	CLA	C4A-NA-C1A	6.06	109.43	106.71
25	m	604	CLA	CMB-C2B-C1B	-6.06	119.15	128.46
34	k	611	KC2	CMD-C2D-C3D	6.06	136.02	124.68
32	i	317	II0	C41-C39-C35	-6.05	118.68	127.31
32	c	617	II0	C04-C10-C14	-6.04	114.10	122.63
32	n	317	II0	C42-C40-C36	-6.04	118.69	127.31
25	A	815	CLA	CMB-C2B-C1B	-6.04	119.18	128.46
25	l	305	CLA	C4A-NA-C1A	6.03	109.42	106.71
28	R	201	WVN	C39-C36-C32	-6.02	118.71	127.31
34	k	613	KC2	CMD-C2D-C3D	6.01	135.93	124.68
28	h	309	WVN	C29-C26-C22	-6.00	118.75	127.31
32	m	615	II0	C41-C39-C35	-5.99	118.76	127.31
34	s	201	KC2	CHC-C4B-C3B	-5.99	115.02	125.26
25	a	303	CLA	C4A-NA-C1A	5.97	109.39	106.71
25	d	309	CLA	C4A-NA-C1A	5.97	109.39	106.71
28	A	847	WVN	C30-C28-C25	-5.95	118.81	127.31
25	j	602	CLA	CMB-C2B-C1B	-5.95	119.32	128.46
25	i	312	CLA	C4A-NA-C1A	5.94	109.38	106.71
25	A	856	CLA	CAA-C2A-C3A	-5.94	102.24	116.10
25	A	814	CLA	C4A-NA-C1A	5.94	109.38	106.71
25	i	304	CLA	C4A-NA-C1A	5.93	109.37	106.71
25	A	842	CLA	C4A-NA-C1A	5.92	109.37	106.71
25	b	611	CLA	C4A-NA-C1A	5.90	109.36	106.71
25	F	202	CLA	C4A-NA-C1A	5.89	109.35	106.71
28	B	847	WVN	C30-C28-C25	-5.88	118.91	127.31
28	A	851	WVN	C30-C28-C25	-5.88	118.92	127.31
25	Q	303	CLA	CMB-C2B-C1B	-5.87	119.44	128.46

Continued on next page...

Continued from previous page...

Mol	Chain	Res	Type	Atoms	Z	Observed(°)	Ideal(°)
28	A	847	WVN	C04-C09-C05	-5.87	119.22	124.85
28	s	205	WVN	C04-C09-C05	-5.87	119.22	124.85
25	A	818	CLA	CMB-C2B-C1B	-5.87	119.44	128.46
34	m	611	KC2	C3A-C4A-NA	5.87	116.98	110.57
25	m	605	CLA	C4A-NA-C1A	5.86	109.34	106.71
34	k	613	KC2	C1A-C2A-C3A	-5.86	102.47	107.11
32	b	617	II0	C03-C09-C13	-5.85	114.37	122.63
28	L	206	WVN	C20-C23-C25	-5.85	117.40	126.23
32	j	614	II0	C41-C39-C35	-5.84	118.98	127.31
25	j	603	CLA	CMB-C2B-C1B	-5.82	119.51	128.46
32	d	314	II0	C03-C09-C13	-5.82	114.42	122.63
32	k	619	II0	C20-C14-C10	-5.81	116.45	124.35
34	s	201	KC2	C3A-C4A-NA	5.81	116.91	110.57
28	L	206	WVN	C30-C28-C25	-5.80	119.03	127.31
25	A	816	CLA	C4A-NA-C1A	5.80	109.31	106.71
25	A	806	CLA	C4A-NA-C1A	5.79	109.31	106.71
35	b	615	IHT	C30-C27-C23	-5.78	119.06	127.31
32	J	104	II0	C42-C40-C36	-5.78	119.07	127.31
32	m	618	II0	C41-C39-C35	-5.76	119.08	127.31
32	b	613	II0	C41-C39-C35	-5.76	119.09	127.31
34	n	313	KC2	CHB-C4A-C3A	-5.76	115.98	124.98
28	I	101	WVN	C29-C26-C22	-5.76	119.09	127.31
32	i	317	II0	C19-C13-C09	-5.76	116.53	124.35
25	k	603	CLA	C4A-NA-C1A	5.75	109.29	106.71
25	L	203	CLA	C4A-NA-C1A	5.75	109.29	106.71
35	c	616	IHT	C40-C37-C33	-5.75	119.11	127.31
35	j	616	IHT	C30-C27-C23	-5.74	119.12	127.31
25	s	203	CLA	C4A-NA-C1A	5.74	109.29	106.71
34	k	612	KC2	C3A-C4A-NA	5.74	116.83	110.57
32	c	614	II0	C42-C40-C36	-5.73	119.13	127.31
34	n	313	KC2	C4C-C3C-C2C	-5.73	102.57	107.11
35	k	618	IHT	C40-C37-C33	-5.73	119.14	127.31
25	A	803	CLA	C4A-NA-C1A	5.72	109.28	106.71
25	A	802	CLA	CMB-C2B-C3B	5.72	135.38	124.68
32	k	617	II0	C41-C39-C35	-5.71	119.16	127.31
34	d	310	KC2	C1A-C2A-C3A	-5.71	102.58	107.11
35	k	618	IHT	C02-C07-C10	-5.70	114.58	122.61
34	l	311	KC2	C4B-CHC-C1C	-5.69	113.78	126.06
32	J	104	II0	C41-C39-C35	-5.69	119.19	127.31
32	i	313	II0	C20-C14-C10	-5.69	116.62	124.35
34	c	610	KC2	C4C-C3C-C2C	-5.69	102.60	107.11
32	j	613	II0	C42-C40-C36	-5.68	119.20	127.31

Continued on next page...

Continued from previous page...

Mol	Chain	Res	Type	Atoms	Z	Observed(°)	Ideal(°)
25	k	603	CLA	CMB-C2B-C1B	-5.68	119.73	128.46
32	c	617	II0	C42-C40-C36	-5.68	119.21	127.31
25	B	838	CLA	C4A-NA-C1A	5.67	109.25	106.71
32	d	315	II0	C04-C10-C14	-5.67	114.63	122.63
32	a	316	II0	C41-C39-C35	-5.67	119.22	127.31
33	c	619	LMG	O7-C10-C11	5.66	123.71	111.50
28	B	849	WVN	C30-C28-C25	-5.66	119.23	127.31
34	m	611	KC2	C1A-C2A-C3A	-5.66	102.62	107.11
34	j	610	KC2	C4B-CHC-C1C	-5.66	113.86	126.06
28	L	201	WVN	C08-C01-C02	-5.65	100.98	109.55
34	c	610	KC2	C4B-CHC-C1C	-5.65	113.87	126.06
25	A	805	CLA	CMB-C2B-C1B	-5.64	119.79	128.46
25	n	308	CLA	CMB-C2B-C1B	-5.64	119.80	128.46
25	k	602	CLA	C4A-NA-C1A	5.63	109.24	106.71
25	A	841	CLA	C4A-NA-C1A	5.63	109.24	106.71
25	j	603	CLA	C4A-NA-C1A	5.63	109.24	106.71
25	s	206	CLA	CMB-C2B-C1B	-5.63	119.81	128.46
25	L	204	CLA	C4A-NA-C1A	5.62	109.23	106.71
28	A	850	WVN	C20-C23-C25	-5.61	117.75	126.23
32	a	316	II0	C19-C13-C09	-5.61	116.72	124.35
25	A	802	CLA	C4A-NA-C1A	5.61	109.23	106.71
25	B	822	CLA	CMB-C2B-C1B	-5.60	119.85	128.46
25	c	612	CLA	CMB-C2B-C1B	-5.59	119.88	128.46
25	h	313	CLA	C4A-NA-C1A	5.58	109.22	106.71
34	m	611	KC2	CHB-C1B-C2B	-5.58	113.78	125.48
25	A	830	CLA	C4A-NA-C1A	5.58	109.21	106.71
32	n	316	II0	C41-C39-C35	-5.58	119.35	127.31
32	i	314	II0	C41-C39-C35	-5.57	119.36	127.31
35	b	616	IHT	C27-C30-C32	-5.56	105.85	123.22
34	i	310	KC2	C1B-CHB-C4A	-5.56	114.06	126.06
25	d	304	CLA	CMB-C2B-C1B	-5.56	119.92	128.46
25	i	311	CLA	C4A-NA-C1A	5.55	109.20	106.71
32	c	613	II0	C41-C39-C35	-5.55	119.39	127.31
35	c	616	IHT	C30-C27-C23	-5.55	119.39	127.31
25	b	612	CLA	C4A-NA-C1A	5.55	109.20	106.71
28	L	201	WVN	C20-C23-C25	-5.55	117.86	126.23
25	l	312	CLA	C4A-NA-C1A	5.54	109.20	106.71
25	b	605	CLA	C4A-NA-C1A	5.54	109.20	106.71
25	s	202	CLA	CMB-C2B-C1B	-5.54	119.95	128.46
28	J	102	WVN	C39-C36-C32	-5.53	119.42	127.31
28	F	204	WVN	C30-C33-C34	-5.53	110.89	126.42
32	l	314	II0	C19-C13-C09	-5.52	116.84	124.35

Continued on next page...

Continued from previous page...

Mol	Chain	Res	Type	Atoms	Z	Observed(°)	Ideal(°)
25	B	825	CLA	C4A-NA-C1A	5.52	109.19	106.71
25	b	603	CLA	CMB-C2B-C1B	-5.51	119.99	128.46
34	c	610	KC2	C1A-C2A-C3A	-5.51	102.74	107.11
25	l	305	CLA	CMB-C2B-C1B	-5.51	120.00	128.46
25	k	602	CLA	CMB-C2B-C1B	-5.51	120.00	128.46
25	j	612	CLA	C4A-NA-C1A	5.51	109.18	106.71
25	B	808	CLA	C4A-NA-C1A	5.50	109.18	106.71
28	A	850	WVN	C08-C01-C02	5.50	117.87	109.55
28	A	848	WVN	C26-C29-C31	-5.50	106.06	123.22
34	k	612	KC2	C1A-C2A-C3A	-5.50	102.75	107.11
28	F	203	WVN	C21-C15-C13	-5.49	118.36	124.53
35	j	616	IHT	C41-C38-C35	-5.49	119.47	127.31
34	s	201	KC2	CMD-C2D-C3D	5.48	134.92	124.68
32	n	301	II0	C20-C14-C10	-5.47	116.91	124.35
25	A	840	CLA	CMB-C2B-C1B	-5.46	120.07	128.46
34	i	310	KC2	C1A-C2A-C3A	-5.46	102.78	107.11
32	j	615	II0	C03-C09-C13	-5.46	114.93	122.63
34	k	611	KC2	C4B-CHC-C1C	-5.46	114.29	126.06
35	m	616	IHT	C41-C38-C35	-5.46	119.52	127.31
34	s	204	KC2	C3A-C4A-NA	5.44	116.51	110.57
25	b	607	CLA	C4A-NA-C1A	5.44	109.15	106.71
25	B	822	CLA	C4A-NA-C1A	5.43	109.15	106.71
35	c	616	IHT	C02-C07-C10	-5.43	114.96	122.61
28	B	849	WVN	C39-C36-C32	-5.43	119.57	127.31
34	i	310	KC2	C3A-C4A-NA	5.43	116.50	110.57
25	d	301	CLA	C4A-NA-C1A	5.43	109.14	106.71
35	a	317	IHT	C41-C38-C35	-5.42	119.57	127.31
32	a	315	II0	C41-C39-C35	-5.42	119.57	127.31
34	s	201	KC2	C2B-C1B-NB	5.42	114.10	110.10
25	l	303	CLA	C4A-NA-C1A	5.41	109.14	106.71
28	B	848	WVN	C21-C15-C13	-5.40	118.46	124.53
32	k	617	II0	C19-C13-C09	-5.40	117.01	124.35
32	b	617	II0	C20-C14-C10	-5.40	117.01	124.35
32	n	317	II0	C41-C39-C35	-5.39	119.61	127.31
25	B	825	CLA	CMB-C2B-C1B	-5.39	120.18	128.46
28	A	847	WVN	C39-C36-C32	-5.39	119.62	127.31
25	A	839	CLA	CMB-C2B-C1B	-5.38	120.19	128.46
28	L	201	WVN	C40-C37-C34	-5.38	119.63	127.31
25	m	603	CLA	CMB-C2B-C1B	-5.38	120.20	128.46
25	d	304	CLA	C4A-NA-C1A	5.37	109.12	106.71
25	a	310	CLA	C4A-NA-C1A	5.37	109.12	106.71
25	c	602	CLA	O2D-CGD-CBD	5.37	120.80	111.27

Continued on next page...

Continued from previous page...

Mol	Chain	Res	Type	Atoms	Z	Observed(°)	Ideal(°)
25	b	603	CLA	C4A-NA-C1A	5.37	109.12	106.71
35	b	615	IHT	C40-C37-C33	-5.36	119.66	127.31
34	s	204	KC2	O2D-CGD-CBD	5.36	120.80	111.27
25	B	817	CLA	CMB-C2B-C1B	-5.36	120.23	128.46
25	A	834	CLA	CMB-C2B-C1B	-5.36	120.23	128.46
34	s	201	KC2	C1B-CHB-C4A	-5.35	114.51	126.06
25	B	841	CLA	C4A-NA-C1A	5.35	109.11	106.71
34	i	310	KC2	C4B-CHC-C1C	-5.35	114.52	126.06
25	A	828	CLA	C1-C2-C3	-5.34	116.80	126.04
25	c	604	CLA	CMB-C2B-C1B	-5.34	120.26	128.46
34	n	312	KC2	C4B-CHC-C1C	-5.34	114.55	126.06
25	J	103	CLA	C4A-NA-C1A	5.33	109.10	106.71
25	B	828	CLA	CMB-C2B-C3B	5.33	134.64	124.68
34	l	311	KC2	C3A-C4A-NA	5.33	116.39	110.57
25	A	805	CLA	C4A-NA-C1A	5.32	109.10	106.71
32	n	315	II0	C19-C13-C09	-5.32	117.12	124.35
32	d	314	II0	C42-C40-C36	-5.32	119.72	127.31
25	i	305	CLA	C4A-NA-C1A	5.31	109.09	106.71
25	i	307	CLA	CMB-C2B-C1B	-5.31	120.30	128.46
25	c	612	CLA	C4A-NA-C1A	5.31	109.09	106.71
25	A	808	CLA	C4A-NA-C1A	5.31	109.09	106.71
25	B	815	CLA	CMB-C2B-C1B	-5.30	120.31	128.46
25	n	310	CLA	C4A-NA-C1A	5.29	109.09	106.71
25	B	831	CLA	CMB-C2B-C1B	-5.29	120.33	128.46
25	n	303	CLA	C4A-NA-C1A	5.29	109.08	106.71
25	R	202	CLA	C4A-NA-C1A	5.28	109.08	106.71
25	m	609	CLA	CMB-C2B-C1B	-5.28	120.35	128.46
25	b	608	CLA	C4A-NA-C1A	5.28	109.08	106.71
32	m	614	II0	C20-C14-C10	-5.27	117.18	124.35
28	B	847	WVN	C35-C32-C31	5.27	126.39	118.08
25	B	841	CLA	CMB-C2B-C1B	-5.27	120.37	128.46
25	m	607	CLA	C2D-C1D-ND	-5.27	106.22	110.10
25	m	607	CLA	CMB-C2B-C1B	-5.26	120.37	128.46
25	A	804	CLA	CMB-C2B-C1B	-5.26	120.38	128.46
25	B	817	CLA	C4A-NA-C1A	5.26	109.07	106.71
25	h	304	CLA	CMB-C2B-C1B	-5.26	120.38	128.46
25	A	828	CLA	CMB-C2B-C1B	-5.26	120.38	128.46
25	B	805	CLA	CMB-C2B-C1B	-5.26	120.38	128.46
35	c	616	IHT	C41-C38-C35	-5.26	119.81	127.31
28	B	847	WVN	C40-C39-C36	-5.26	112.71	123.47
25	b	601	CLA	C4A-NA-C1A	5.25	109.06	106.71
32	d	316	II0	C41-C39-C35	-5.24	119.83	127.31

Continued on next page...

Continued from previous page...

Mol	Chain	Res	Type	Atoms	Z	Observed(°)	Ideal(°)
28	l	315	WVN	C20-C23-C25	-5.24	118.32	126.23
25	B	833	CLA	C4A-NA-C1A	5.24	109.06	106.71
25	l	308	CLA	CMB-C2B-C3B	5.24	134.48	124.68
32	l	314	II0	C38-C36-C40	-5.23	115.59	122.92
28	L	205	WVN	C40-C37-C34	-5.23	119.84	127.31
28	i	316	WVN	C29-C26-C22	-5.23	119.84	127.31
25	d	303	CLA	CMB-C2B-C1B	-5.23	120.42	128.46
25	j	603	CLA	CMB-C2B-C3B	5.23	134.46	124.68
34	m	611	KC2	C4B-CHC-C1C	-5.23	114.78	126.06
32	j	613	II0	C41-C39-C35	-5.23	119.85	127.31
25	n	309	CLA	O2D-CGD-O1D	-5.23	113.62	123.84
28	l	315	WVN	C21-C15-C13	-5.23	118.66	124.53
28	J	102	WVN	C29-C26-C22	-5.23	119.85	127.31
34	l	311	KC2	CHD-C4C-C3C	-5.23	107.17	126.11
25	m	612	CLA	C4A-NA-C1A	5.22	109.06	106.71
25	c	607	CLA	CMB-C2B-C1B	-5.22	120.44	128.46
28	B	847	WVN	C40-C37-C34	-5.22	119.86	127.31
28	s	207	WVN	C21-C15-C13	-5.21	118.68	124.53
32	l	316	II0	C20-C14-C10	-5.20	117.28	124.35
34	c	610	KC2	CHD-C4C-C3C	-5.20	107.27	126.11
28	B	845	WVN	C40-C37-C34	-5.20	119.89	127.31
34	n	313	KC2	CHC-C1C-NC	-5.19	116.03	124.20
34	d	310	KC2	C3A-C4A-NA	5.19	116.23	110.57
25	j	609	CLA	C4A-NA-C1A	5.18	109.04	106.71
25	i	308	CLA	C4A-NA-C1A	5.18	109.03	106.71
34	j	610	KC2	C4B-C3B-C2B	-5.17	102.50	106.75
25	B	829	CLA	C4A-NA-C1A	5.17	109.03	106.71
28	s	205	WVN	C06-C13-C15	-5.16	115.34	122.61
25	n	306	CLA	C4A-NA-C1A	5.16	109.03	106.71
32	a	318	II0	C19-C13-C09	-5.16	117.33	124.35
34	c	610	KC2	C4B-C3B-C2B	-5.16	102.51	106.75
25	j	604	CLA	CMB-C2B-C1B	-5.16	120.53	128.46
34	i	310	KC2	C4B-C3B-C2B	-5.16	102.52	106.75
34	d	311	KC2	CHB-C4A-C3A	-5.16	116.92	124.98
32	j	613	II0	C20-C14-C10	-5.15	117.35	124.35
25	A	827	CLA	C4A-NA-C1A	5.15	109.02	106.71
28	A	849	WVN	C40-C37-C34	-5.14	119.97	127.31
28	B	847	WVN	C04-C09-C05	-5.14	119.92	124.85
32	n	315	II0	C18-C04-C10	-5.14	102.30	110.47
32	i	320	II0	C41-C39-C35	-5.14	119.98	127.31
32	i	320	II0	C06-C08-C12	5.14	117.34	110.30
32	c	614	II0	C04-C10-C14	-5.13	115.39	122.63

Continued on next page...

Continued from previous page...

Mol	Chain	Res	Type	Atoms	Z	Observed(°)	Ideal(°)
25	A	838	CLA	CMB-C2B-C1B	-5.13	120.58	128.46
28	s	207	WVN	C30-C28-C25	-5.13	119.99	127.31
25	A	820	CLA	CMB-C2B-C1B	-5.13	120.58	128.46
28	i	316	WVN	C21-C15-C13	-5.12	118.78	124.53
34	i	310	KC2	CHB-C1B-C2B	-5.12	114.74	125.48
25	a	303	CLA	CMB-C2B-C1B	-5.12	120.59	128.46
28	A	848	WVN	C21-C15-C13	-5.12	118.78	124.53
28	F	203	WVN	C06-C13-C15	-5.11	115.42	122.61
32	k	615	II0	C20-C14-C10	-5.11	117.41	124.35
32	h	311	II0	C41-C39-C35	-5.10	120.03	127.31
31	B	843	DGD	O2G-C1B-C2B	5.10	122.50	111.50
28	F	203	WVN	C26-C29-C31	-5.10	107.29	123.22
32	l	302	II0	C42-C40-C36	-5.10	120.03	127.31
25	L	202	CLA	C4A-NA-C1A	5.10	109.00	106.71
25	B	832	CLA	CMB-C2B-C1B	-5.09	120.64	128.46
25	d	306	CLA	C4A-NA-C1A	5.09	108.99	106.71
25	B	818	CLA	C4A-NA-C1A	5.09	108.99	106.71
25	m	601	CLA	C4A-NA-C1A	5.09	108.99	106.71
28	L	201	WVN	C07-C01-C02	5.08	117.25	109.55
28	s	205	WVN	C39-C36-C32	-5.08	120.06	127.31
34	m	611	KC2	C4B-C3B-C2B	-5.08	102.58	106.75
34	s	204	KC2	CHB-C1B-C2B	-5.08	114.82	125.48
35	m	616	IHT	C40-C37-C33	-5.08	120.06	127.31
35	j	616	IHT	C02-C07-C10	-5.08	115.46	122.61
34	l	311	KC2	C1B-CHB-C4A	-5.08	115.11	126.06
25	B	831	CLA	C4A-NA-C1A	5.07	108.99	106.71
32	i	313	II0	C41-C39-C35	-5.07	120.07	127.31
25	B	813	CLA	C4A-NA-C1A	5.07	108.98	106.71
25	m	606	CLA	C4A-NA-C1A	5.07	108.98	106.71
35	j	616	IHT	C09-C10-C07	-5.06	115.38	122.73
34	n	313	KC2	CHD-C4C-C3C	-5.06	107.77	126.11
32	J	104	II0	C32-C34-C36	-5.06	112.20	126.42
25	B	819	CLA	C4A-NA-C1A	5.06	108.98	106.71
25	j	608	CLA	CMB-C2B-C1B	-5.05	120.70	128.46
34	k	612	KC2	C2C-C1C-NC	5.05	116.08	110.57
34	m	611	KC2	C1B-CHB-C4A	-5.05	115.17	126.06
32	k	616	II0	C05-C07-C11	5.05	117.21	110.30
27	n	320	LHG	O7-C7-C8	5.04	122.37	111.50
32	c	617	II0	C32-C34-C36	-5.04	112.25	126.42
28	A	850	WVN	C39-C36-C32	-5.04	120.12	127.31
25	l	304	CLA	CMB-C2B-C1B	-5.04	120.72	128.46
32	a	315	II0	C19-C13-C11	5.04	123.69	114.36

Continued on next page...

Continued from previous page...

Mol	Chain	Res	Type	Atoms	Z	Observed(°)	Ideal(°)
33	s	208	LMG	O7-C10-C11	5.03	122.34	111.50
25	a	306	CLA	C4A-NA-C1A	5.03	108.97	106.71
34	k	613	KC2	CHC-C1C-NC	-5.02	116.29	124.20
25	b	607	CLA	CMB-C2B-C1B	-5.02	120.74	128.46
28	F	203	WVN	C29-C26-C22	-5.02	120.15	127.31
32	i	317	II0	C03-C09-C13	-5.02	115.55	122.63
34	d	311	KC2	CHC-C1C-NC	-5.01	116.31	124.20
28	A	851	WVN	C29-C26-C22	-5.01	120.16	127.31
35	n	318	IHT	C09-C10-C07	-5.01	115.46	122.73
25	n	308	CLA	CMB-C2B-C3B	5.00	134.04	124.68
25	A	822	CLA	C4A-NA-C1A	5.00	108.95	106.71
25	A	807	CLA	CMB-C2B-C1B	-5.00	120.78	128.46
25	A	840	CLA	C4A-NA-C1A	5.00	108.95	106.71
35	a	317	IHT	C30-C27-C23	-5.00	120.18	127.31
34	k	613	KC2	CHD-C4C-C3C	-5.00	108.00	126.11
32	J	104	II0	C20-C14-C10	-5.00	117.56	124.35
34	k	611	KC2	CHD-C4C-C3C	-4.99	108.01	126.11
25	A	833	CLA	CMB-C2B-C1B	-4.99	120.79	128.46
25	i	305	CLA	CMB-C2B-C1B	-4.99	120.79	128.46
25	B	837	CLA	C4A-NA-C1A	4.99	108.95	106.71
25	B	809	CLA	CMB-C2B-C1B	-4.99	120.80	128.46
34	i	310	KC2	CHD-C4C-C3C	-4.98	108.05	126.11
25	a	313	CLA	C4A-NA-C1A	4.98	108.95	106.71
28	B	845	WVN	C30-C28-C25	-4.98	120.20	127.31
32	a	314	II0	C42-C40-C36	-4.98	120.20	127.31
34	k	612	KC2	CHB-C1B-C2B	-4.98	115.04	125.48
28	R	201	WVN	C20-C23-C25	-4.97	118.73	126.23
25	h	308	CLA	C4A-NA-C1A	4.97	108.94	106.71
25	A	839	CLA	CMB-C2B-C3B	4.96	133.97	124.68
25	a	311	CLA	CMB-C2B-C1B	-4.96	120.84	128.46
34	i	319	KC2	CHC-C1C-NC	-4.96	116.39	124.20
25	l	309	CLA	CMB-C2B-C1B	-4.96	120.84	128.46
34	d	310	KC2	C4B-CHC-C1C	-4.96	115.36	126.06
25	m	604	CLA	CMB-C2B-C3B	4.95	133.95	124.68
25	A	833	CLA	C4A-NA-C1A	4.95	108.93	106.71
34	c	610	KC2	CHC-C1C-NC	-4.95	116.41	124.20
34	j	610	KC2	CHB-C1B-C2B	-4.94	115.13	125.48
32	c	617	II0	C19-C13-C09	-4.93	117.64	124.35
25	a	308	CLA	CMB-C2B-C1B	-4.93	120.88	128.46
34	i	319	KC2	C3A-C4A-NA	4.93	115.96	110.57
25	b	609	CLA	CMB-C2B-C1B	-4.93	120.88	128.46
25	A	817	CLA	CMB-C2B-C1B	-4.93	120.89	128.46

Continued on next page...

Continued from previous page...

Mol	Chain	Res	Type	Atoms	Z	Observed(°)	Ideal(°)
25	j	602	CLA	C4A-NA-C1A	4.93	108.92	106.71
25	Q	302	CLA	C4A-NA-C1A	4.93	108.92	106.71
35	j	616	IHT	C40-C37-C33	-4.92	120.28	127.31
35	k	618	IHT	C41-C38-C35	-4.92	120.29	127.31
34	k	612	KC2	CHC-C1C-NC	-4.92	116.45	124.20
34	n	313	KC2	C4B-CHC-C1C	-4.92	115.45	126.06
34	d	310	KC2	CHD-C4C-C3C	-4.92	108.29	126.11
25	c	605	CLA	C4A-NA-C1A	4.92	108.92	106.71
25	A	827	CLA	CMB-C2B-C1B	-4.91	120.91	128.46
34	j	610	KC2	C3A-C4A-NA	4.91	115.94	110.57
25	j	605	CLA	CMB-C2B-C1B	-4.91	120.91	128.46
32	k	617	II0	C42-C40-C36	-4.91	120.30	127.31
25	a	306	CLA	CMB-C2B-C1B	-4.91	120.92	128.46
27	c	620	LHG	O7-C7-C8	4.91	122.08	111.50
25	k	603	CLA	CMB-C2B-C3B	4.90	133.84	124.68
34	j	610	KC2	CHD-C4C-C3C	-4.90	108.36	126.11
25	s	203	CLA	CMB-C2B-C1B	-4.90	120.94	128.46
32	n	301	II0	C19-C13-C09	-4.90	117.70	124.35
27	c	618	LHG	O7-C7-C8	4.88	122.03	111.50
28	l	301	WVN	C30-C28-C25	-4.88	120.34	127.31
32	n	315	II0	C42-C40-C36	-4.88	120.34	127.31
28	L	205	WVN	C29-C26-C22	-4.88	120.35	127.31
32	l	302	II0	C32-C34-C36	-4.88	112.72	126.42
25	B	826	CLA	CMB-C2B-C1B	-4.87	120.97	128.46
34	i	319	KC2	CHD-C4C-C3C	-4.87	108.45	126.11
25	A	807	CLA	C4A-NA-C1A	4.87	108.90	106.71
32	c	613	II0	C20-C14-C10	-4.87	117.74	124.35
32	l	313	II0	C41-C39-C35	-4.86	120.38	127.31
25	k	604	CLA	CMB-C2B-C1B	-4.85	121.00	128.46
25	b	603	CLA	CMB-C2B-C3B	4.85	133.76	124.68
25	A	801	CLA	C4A-NA-C1A	4.85	108.89	106.71
32	i	315	II0	C03-C09-C13	-4.85	115.79	122.63
34	k	611	KC2	CHC-C1C-NC	-4.85	116.57	124.20
25	c	602	CLA	CMB-C2B-C1B	-4.84	121.03	128.46
32	h	312	II0	C41-C39-C35	-4.84	120.40	127.31
35	n	318	IHT	C02-C07-C10	-4.84	115.80	122.61
34	n	312	KC2	CHD-C4C-C3C	-4.83	108.59	126.11
28	J	102	WVN	C40-C37-C34	-4.83	120.41	127.31
28	L	201	WVN	C39-C36-C32	-4.83	120.42	127.31
25	i	312	CLA	CMB-C2B-C1B	-4.83	121.04	128.46
25	A	854	CLA	CMB-C2B-C1B	-4.82	121.05	128.46
35	n	318	IHT	C19-C10-C07	-4.82	119.11	124.53

Continued on next page...

Continued from previous page...

Mol	Chain	Res	Type	Atoms	Z	Observed(°)	Ideal(°)
35	b	615	IHT	C41-C38-C35	-4.82	120.44	127.31
28	A	848	WVN	C19-C22-C26	4.82	126.33	118.94
32	c	617	II0	C15-C03-C09	-4.82	102.81	110.47
28	A	851	WVN	C40-C37-C34	-4.81	120.44	127.31
25	B	824	CLA	CMB-C2B-C1B	-4.81	121.07	128.46
34	m	611	KC2	CHD-C4C-C3C	-4.81	108.67	126.11
34	j	610	KC2	C1B-CHB-C4A	-4.81	115.69	126.06
25	s	206	CLA	C4A-NA-C1A	4.81	108.87	106.71
25	n	314	CLA	C4A-NA-C1A	4.81	108.87	106.71
33	Q	301	LMG	O7-C10-C11	4.81	121.86	111.50
32	h	310	II0	C19-C13-C09	-4.80	117.82	124.35
25	n	308	CLA	C2D-C1D-ND	-4.80	106.57	110.10
25	A	843	CLA	CMB-C2B-C1B	-4.79	121.10	128.46
25	c	612	CLA	CMB-C2B-C3B	4.79	133.64	124.68
34	k	613	KC2	C4B-CHC-C1C	-4.79	115.73	126.06
25	c	607	CLA	CMB-C2B-C3B	4.78	133.63	124.68
32	k	616	II0	C19-C13-C09	-4.78	117.85	124.35
25	A	815	CLA	C4A-NA-C1A	4.78	108.86	106.71
34	d	310	KC2	CHC-C1C-NC	-4.77	116.68	124.20
25	m	613	CLA	CMB-C2B-C1B	-4.77	121.14	128.46
25	B	836	CLA	CAC-C3C-C4C	4.77	131.00	124.81
25	A	817	CLA	C4A-NA-C1A	4.77	108.85	106.71
25	m	608	CLA	C4A-NA-C1A	4.77	108.85	106.71
25	k	610	CLA	C4A-NA-C1A	4.77	108.85	106.71
32	m	614	II0	C41-C39-C35	-4.77	120.51	127.31
25	k	601	CLA	C4A-NA-C1A	4.76	108.85	106.71
32	c	615	II0	C03-C09-C13	-4.76	115.91	122.63
32	i	315	II0	C19-C13-C09	-4.76	117.89	124.35
32	h	311	II0	C19-C13-C09	-4.75	117.90	124.35
28	l	301	WVN	C40-C37-C34	-4.74	120.54	127.31
25	B	806	CLA	C4A-NA-C1A	4.74	108.84	106.71
35	k	618	IHT	C18-C22-C23	-4.74	119.08	126.23
25	d	304	CLA	CMB-C2B-C3B	4.74	133.54	124.68
35	k	618	IHT	C30-C27-C23	-4.73	120.55	127.31
32	a	316	II0	C19-C13-C11	4.73	123.11	114.36
34	d	311	KC2	C1B-CHB-C4A	-4.73	115.86	126.06
25	d	308	CLA	CMB-C2B-C1B	-4.72	121.20	128.46
25	d	301	CLA	CMB-C2B-C1B	-4.72	121.21	128.46
25	B	810	CLA	C4A-NA-C1A	4.72	108.83	106.71
25	c	603	CLA	CMB-C2B-C1B	-4.72	121.21	128.46
25	b	602	CLA	O2D-CGD-CBD	4.72	119.65	111.27
25	h	304	CLA	C4A-NA-C1A	4.71	108.82	106.71

Continued on next page...

Continued from previous page...

Mol	Chain	Res	Type	Atoms	Z	Observed(°)	Ideal(°)
25	l	305	CLA	CMB-C2B-C3B	4.71	133.49	124.68
25	c	602	CLA	CAC-C3C-C4C	4.71	130.92	124.81
34	l	311	KC2	C4B-C3B-C2B	-4.70	102.89	106.75
28	s	207	WVN	C40-C37-C34	-4.70	120.60	127.31
34	c	610	KC2	O2D-CGD-CBD	4.70	119.62	111.27
25	h	302	CLA	C4A-NA-C1A	4.70	108.82	106.71
25	i	303	CLA	O2D-CGD-O1D	-4.70	114.66	123.84
25	s	206	CLA	CMB-C2B-C3B	4.69	133.46	124.68
32	m	614	II0	C42-C40-C36	-4.69	120.61	127.31
27	i	318	LHG	O7-C7-C8	4.68	121.59	111.50
32	k	615	II0	C19-C13-C09	-4.68	117.99	124.35
28	R	201	WVN	C21-C15-C13	-4.68	119.28	124.53
28	L	201	WVN	C29-C26-C22	-4.68	120.64	127.31
25	i	307	CLA	CMB-C2B-C3B	4.68	133.43	124.68
28	B	848	WVN	C04-C09-C05	-4.67	120.37	124.85
25	m	603	CLA	CMB-C2B-C3B	4.67	133.42	124.68
32	b	613	II0	C19-C13-C09	-4.67	118.00	124.35
32	b	614	II0	C41-C39-C35	-4.67	120.64	127.31
34	s	204	KC2	CHC-C1C-NC	-4.67	116.85	124.20
25	B	825	CLA	CMB-C2B-C3B	4.67	133.41	124.68
25	A	818	CLA	C4A-NA-C1A	4.66	108.80	106.71
34	d	311	KC2	CHD-C4C-C3C	-4.66	109.21	126.11
25	B	827	CLA	C4A-NA-C1A	4.66	108.80	106.71
32	b	614	II0	C29-C31-C33	-4.66	108.68	123.22
25	a	309	CLA	CMB-C2B-C1B	-4.66	121.31	128.46
25	A	829	CLA	C4A-NA-C1A	4.66	108.80	106.71
32	a	318	II0	C34-C36-C40	4.65	126.08	118.94
28	l	301	WVN	C21-C15-C13	-4.65	119.30	124.53
25	B	841	CLA	CMB-C2B-C3B	4.65	133.38	124.68
35	R	203	IHT	C18-C22-C23	-4.65	119.21	126.23
35	b	615	IHT	C19-C10-C07	-4.65	119.31	124.53
25	B	815	CLA	CMB-C2B-C3B	4.64	133.37	124.68
25	B	823	CLA	C4A-NA-C1A	4.64	108.79	106.71
34	n	312	KC2	C4B-C3B-C2B	-4.64	102.94	106.75
25	i	303	CLA	C4A-NA-C1A	4.64	108.79	106.71
32	l	314	II0	C04-C10-C14	-4.64	116.08	122.63
28	J	102	WVN	C04-C09-C05	-4.63	120.41	124.85
34	d	310	KC2	CHB-C1B-C2B	-4.63	115.77	125.48
34	m	611	KC2	C2B-C1B-NB	4.63	113.52	110.10
34	l	311	KC2	CHB-C1B-C2B	-4.62	115.78	125.48
34	i	319	KC2	C4B-CHC-C1C	-4.62	116.09	126.06
32	n	316	II0	C42-C40-C36	-4.62	120.72	127.31

Continued on next page...

Continued from previous page...

Mol	Chain	Res	Type	Atoms	Z	Observed(°)	Ideal(°)
34	k	611	KC2	C4B-C3B-C2B	-4.61	102.96	106.75
34	n	312	KC2	C3A-C4A-NA	4.61	115.61	110.57
25	A	813	CLA	C4A-NA-C1A	4.61	108.78	106.71
25	d	312	CLA	C4A-NA-C1A	4.61	108.78	106.71
32	k	615	II0	C41-C39-C35	-4.60	120.74	127.31
34	l	311	KC2	O2D-CGD-CBD	4.60	119.45	111.27
25	A	815	CLA	CMB-C2B-C3B	4.60	133.28	124.68
32	n	319	II0	C41-C39-C35	-4.60	120.75	127.31
25	h	304	CLA	CMB-C2B-C3B	4.60	133.28	124.68
25	m	609	CLA	CMB-C2B-C3B	4.60	133.28	124.68
28	L	206	WVN	C39-C36-C32	-4.59	120.75	127.31
32	n	319	II0	C06-C08-C12	4.59	116.59	110.30
34	c	610	KC2	CHB-C1B-C2B	-4.59	115.85	125.48
25	B	814	CLA	CMB-C2B-C1B	-4.59	121.41	128.46
25	A	834	CLA	CMB-C2B-C3B	4.59	133.26	124.68
32	c	613	II0	C19-C13-C09	-4.59	118.11	124.35
25	d	306	CLA	CMB-C2B-C1B	-4.58	121.42	128.46
25	A	803	CLA	CMB-C2B-C1B	-4.58	121.43	128.46
25	k	602	CLA	CMB-C2B-C3B	4.58	133.25	124.68
34	d	311	KC2	C4B-CHC-C1C	-4.58	116.18	126.06
25	j	608	CLA	C4A-NA-C1A	4.58	108.76	106.71
25	n	302	CLA	C4A-NA-C1A	4.58	108.76	106.71
25	A	827	CLA	CMB-C2B-C3B	4.58	133.24	124.68
34	s	201	KC2	C4B-CHC-C1C	-4.57	116.19	126.06
32	n	316	II0	C19-C13-C09	-4.57	118.13	124.35
32	k	617	II0	C05-C03-C09	4.57	118.89	109.62
34	s	201	KC2	CHD-C4C-C3C	-4.57	109.54	126.11
25	n	307	CLA	C4A-NA-C1A	4.57	108.76	106.71
25	B	809	CLA	C4A-NA-C1A	4.56	108.76	106.71
25	A	829	CLA	CMB-C2B-C1B	-4.56	121.45	128.46
32	i	315	II0	C20-C14-C10	-4.56	118.15	124.35
35	a	317	IHT	C02-C07-C10	-4.56	116.19	122.61
34	s	201	KC2	CHC-C1C-NC	-4.55	117.03	124.20
25	A	820	CLA	C4A-NA-C1A	4.55	108.75	106.71
34	n	312	KC2	C1B-CHB-C4A	-4.54	116.26	126.06
25	b	604	CLA	CMB-C2B-C1B	-4.54	121.48	128.46
25	a	311	CLA	CMB-C2B-C3B	4.54	133.17	124.68
28	B	845	WVN	C40-C39-C36	-4.53	114.19	123.47
25	B	835	CLA	CMB-C2B-C1B	-4.53	121.51	128.46
35	c	616	IHT	C18-C22-C23	-4.52	119.40	126.23
25	B	806	CLA	CMB-C2B-C1B	-4.52	121.51	128.46
25	b	612	CLA	CMB-C2B-C1B	-4.52	121.51	128.46

Continued on next page...

Continued from previous page...

Mol	Chain	Res	Type	Atoms	Z	Observed(°)	Ideal(°)
34	k	612	KC2	C1B-CHB-C4A	-4.52	116.30	126.06
35	m	616	IHT	C09-C10-C07	-4.52	116.17	122.73
25	A	828	CLA	CMB-C2B-C3B	4.52	133.13	124.68
32	k	619	II0	C04-C10-C14	-4.52	116.26	122.63
35	k	618	IHT	C09-C10-C07	-4.51	116.18	122.73
25	A	853	CLA	CMB-C2B-C1B	-4.51	121.53	128.46
32	b	617	II0	C42-C41-C39	-4.51	114.23	123.47
25	A	834	CLA	C4A-NA-C1A	4.51	108.73	106.71
32	n	301	II0	C04-C10-C14	-4.51	116.26	122.63
32	b	614	II0	C42-C40-C36	-4.51	120.88	127.31
25	A	824	CLA	CMB-C2B-C1B	-4.51	121.54	128.46
25	A	838	CLA	CMB-C2B-C3B	4.50	133.10	124.68
25	b	602	CLA	O2D-CGD-O1D	-4.50	115.03	123.84
25	m	603	CLA	C4A-NA-C1A	4.50	108.73	106.71
28	J	101	WVN	C39-C36-C32	-4.50	120.89	127.31
32	i	317	II0	C41-C42-C40	-4.50	114.25	123.47
32	i	315	II0	C42-C40-C36	-4.50	120.89	127.31
32	j	615	II0	C41-C39-C35	-4.49	120.90	127.31
32	l	314	II0	C34-C36-C40	4.49	125.83	118.94
25	j	604	CLA	CMB-C2B-C3B	4.49	133.08	124.68
25	A	805	CLA	CMB-C2B-C3B	4.49	133.07	124.68
32	c	615	II0	C19-C13-C09	-4.49	118.25	124.35
32	a	314	II0	C41-C39-C35	-4.48	120.91	127.31
32	d	313	II0	C05-C07-C11	4.48	116.44	110.30
25	l	308	CLA	C4A-NA-C1A	4.48	108.72	106.71
25	a	311	CLA	C4A-NA-C1A	4.48	108.72	106.71
25	i	304	CLA	CMB-C2B-C1B	-4.47	121.59	128.46
32	l	302	II0	C41-C39-C35	-4.47	120.93	127.31
28	R	201	WVN	C30-C28-C25	-4.47	120.93	127.31
25	j	602	CLA	CMB-C2B-C3B	4.47	133.04	124.68
32	n	317	II0	C19-C13-C09	-4.47	118.28	124.35
35	j	616	IHT	C19-C10-C07	-4.46	119.52	124.53
28	A	848	WVN	C31-C32-C36	4.46	125.79	118.94
25	B	832	CLA	C4A-NA-C1A	4.46	108.71	106.71
35	b	616	IHT	C40-C41-C38	-4.46	114.34	123.47
35	j	616	IHT	C18-C22-C23	-4.46	119.50	126.23
25	A	835	CLA	C4A-NA-C1A	4.46	108.71	106.71
32	k	619	II0	C42-C40-C36	-4.45	120.95	127.31
25	B	826	CLA	C4A-NA-C1A	4.45	108.71	106.71
25	k	610	CLA	O2D-CGD-O1D	-4.45	115.13	123.84
32	k	619	II0	C19-C13-C11	4.45	122.60	114.36
34	k	611	KC2	CHB-C1B-C2B	-4.45	116.15	125.48

Continued on next page...

Continued from previous page...

Mol	Chain	Res	Type	Atoms	Z	Observed(°)	Ideal(°)
32	m	615	II0	C04-C10-C14	-4.45	116.35	122.63
32	d	313	II0	C04-C10-C14	-4.45	116.35	122.63
25	n	305	CLA	CMB-C2B-C1B	-4.45	121.63	128.46
34	d	310	KC2	C4B-C3B-C2B	-4.44	103.10	106.75
32	l	316	II0	C19-C13-C11	4.44	122.58	114.36
25	A	818	CLA	CMB-C2B-C3B	4.44	132.99	124.68
25	Q	303	CLA	CMB-C2B-C3B	4.44	132.98	124.68
32	d	316	II0	C05-C07-C11	4.44	116.38	110.30
25	j	605	CLA	CMB-C2B-C3B	4.43	132.97	124.68
25	B	828	CLA	C4A-NA-C1A	4.43	108.70	106.71
35	n	318	IHT	C18-C22-C23	-4.43	119.54	126.23
25	B	850	CLA	C4A-NA-C1A	4.43	108.70	106.71
25	c	601	CLA	C4A-NA-C1A	4.43	108.70	106.71
28	A	848	WVN	C24-C22-C26	-4.43	116.72	122.92
28	B	845	WVN	C26-C29-C31	-4.42	109.41	123.22
25	A	826	CLA	CMB-C2B-C1B	-4.42	121.67	128.46
25	B	805	CLA	CMB-C2B-C3B	4.42	132.95	124.68
34	i	319	KC2	CHB-C1B-C2B	-4.42	116.22	125.48
25	s	203	CLA	O2D-CGD-O1D	-4.42	115.20	123.84
32	k	619	II0	C16-C03-C09	-4.42	103.45	110.47
25	h	305	CLA	C4A-NA-C1A	4.42	108.69	106.71
34	n	312	KC2	CHB-C1B-C2B	-4.41	116.22	125.48
25	s	202	CLA	CMB-C2B-C3B	4.41	132.94	124.68
25	A	825	CLA	CMB-C2B-C1B	-4.41	121.68	128.46
25	n	309	CLA	CMB-C2B-C1B	-4.41	121.68	128.46
32	l	316	II0	C03-C09-C13	-4.41	116.41	122.63
28	B	845	WVN	C20-C23-C25	-4.41	119.57	126.23
34	k	613	KC2	CHB-C1B-C2B	-4.41	116.24	125.48
34	n	313	KC2	CHB-C1B-C2B	-4.40	116.24	125.48
34	s	201	KC2	C3B-C2B-C1B	-4.40	102.87	107.08
25	j	606	CLA	O2D-CGD-O1D	-4.40	115.24	123.84
28	K	103	WVN	C30-C28-C25	-4.40	121.03	127.31
25	B	840	CLA	CMB-C2B-C1B	-4.40	121.70	128.46
25	B	820	CLA	C4A-NA-C1A	4.40	108.68	106.71
25	k	614	CLA	CMB-C2B-C1B	-4.39	121.71	128.46
32	h	312	II0	C41-C42-C40	-4.39	114.48	123.47
25	c	604	CLA	C4A-NA-C1A	4.39	108.68	106.71
25	b	607	CLA	CMB-C2B-C3B	4.39	132.89	124.68
25	B	822	CLA	CMB-C2B-C3B	4.39	132.89	124.68
34	k	613	KC2	C3A-C4A-NA	4.39	115.36	110.57
25	j	601	CLA	C4A-NA-C1A	4.39	108.68	106.71
34	i	319	KC2	C1B-CHB-C4A	-4.38	116.60	126.06

Continued on next page...

Continued from previous page...

Mol	Chain	Res	Type	Atoms	Z	Observed(°)	Ideal(°)
32	a	316	II0	C05-C03-C09	4.38	118.50	109.62
25	d	312	CLA	CMB-C2B-C1B	-4.38	121.73	128.46
25	B	823	CLA	CMB-C2B-C1B	-4.38	121.73	128.46
25	i	303	CLA	CMB-C2B-C1B	-4.38	121.74	128.46
28	L	206	WVN	C19-C22-C26	-4.38	112.23	118.94
34	s	204	KC2	C4B-CHC-C1C	-4.37	116.62	126.06
25	B	821	CLA	C4A-NA-C1A	4.37	108.67	106.71
32	d	313	II0	C06-C08-C12	4.37	116.29	110.30
25	i	312	CLA	CMB-C2B-C3B	4.37	132.86	124.68
25	A	832	CLA	O2D-CGD-O1D	-4.37	115.29	123.84
34	n	313	KC2	C4B-C3B-C2B	-4.37	103.16	106.75
32	a	315	II0	C19-C13-C09	-4.36	118.42	124.35
34	c	610	KC2	CBC-CAC-C3C	-4.36	105.92	127.62
34	c	610	KC2	C3A-C4A-NA	4.36	115.33	110.57
32	n	317	II0	C03-C09-C13	-4.36	116.48	122.63
25	A	830	CLA	CMB-C2B-C1B	-4.36	121.77	128.46
32	a	316	II0	C03-C09-C13	-4.36	116.48	122.63
34	k	611	KC2	C3A-C4A-NA	4.35	115.32	110.57
35	m	616	IHT	C20-C15-C11	-4.35	118.44	124.35
28	A	849	WVN	C39-C40-C37	-4.35	114.56	123.47
35	c	616	IHT	C05-C08-C12	4.35	116.26	110.30
25	B	832	CLA	CMB-C2B-C3B	4.35	132.81	124.68
25	B	830	CLA	C4A-NA-C1A	4.35	108.66	106.71
34	s	204	KC2	C1B-CHB-C4A	-4.35	116.68	126.06
34	d	311	KC2	C3D-CAD-CBD	-4.34	101.89	107.61
25	d	303	CLA	CMB-C2B-C3B	4.34	132.80	124.68
34	s	204	KC2	CHD-C4C-C3C	-4.34	110.37	126.11
27	L	207	LHG	O7-C7-C8	4.34	120.84	111.50
28	A	847	WVN	C40-C37-C34	-4.33	121.12	127.31
25	k	609	CLA	C4A-NA-C1A	4.33	108.65	106.71
28	A	851	WVN	C04-C09-C05	-4.33	120.70	124.85
34	k	611	KC2	C1B-CHB-C4A	-4.33	116.72	126.06
32	d	313	II0	C19-C13-C11	4.33	122.38	114.36
34	n	313	KC2	C3A-C4A-NA	4.33	115.30	110.57
35	a	317	IHT	C20-C15-C11	-4.33	118.47	124.35
28	B	844	WVN	C19-C22-C26	-4.32	112.31	118.94
25	A	816	CLA	CMB-C2B-C1B	-4.32	121.83	128.46
25	d	305	CLA	C1B-CHB-C4A	-4.32	121.56	130.12
25	h	306	CLA	C4A-NA-C1A	4.32	108.65	106.71
34	d	310	KC2	C1B-CHB-C4A	-4.32	116.75	126.06
25	h	302	CLA	CMB-C2B-C1B	-4.31	121.83	128.46
32	k	617	II0	C16-C03-C09	-4.31	103.62	110.47

Continued on next page...

Continued from previous page...

Mol	Chain	Res	Type	Atoms	Z	Observed(°)	Ideal(°)
25	B	833	CLA	CMB-C2B-C1B	-4.31	121.84	128.46
25	i	309	CLA	C4A-NA-C1A	4.31	108.64	106.71
25	a	306	CLA	CMB-C2B-C3B	4.30	132.73	124.68
25	B	816	CLA	CMB-C2B-C1B	-4.30	121.85	128.46
25	A	807	CLA	CMB-C2B-C3B	4.30	132.73	124.68
32	j	614	II0	C19-C13-C11	4.30	122.32	114.36
25	n	310	CLA	CMB-C2B-C1B	-4.30	121.86	128.46
34	n	312	KC2	CHC-C1C-NC	-4.30	117.44	124.20
28	B	846	WVN	C39-C36-C32	-4.29	121.18	127.31
35	m	616	IHT	C18-C22-C23	-4.29	119.75	126.23
25	k	604	CLA	C4A-NA-C1A	4.29	108.64	106.71
34	m	611	KC2	CHC-C1C-NC	-4.29	117.45	124.20
25	A	825	CLA	C4A-NA-C1A	4.29	108.63	106.71
28	s	207	WVN	C39-C36-C32	-4.28	121.19	127.31
25	L	202	CLA	CMB-C2B-C1B	-4.28	121.88	128.46
25	l	304	CLA	CMB-C2B-C3B	4.28	132.69	124.68
32	n	301	II0	C41-C39-C35	-4.28	121.20	127.31
25	A	843	CLA	CMB-C2B-C3B	4.28	132.68	124.68
32	a	316	II0	C42-C41-C39	-4.28	114.71	123.47
34	s	204	KC2	C4B-C3B-C2B	-4.27	103.24	106.75
32	l	314	II0	C31-C33-C35	-4.27	114.41	126.42
28	F	204	WVN	C29-C26-C22	-4.27	121.21	127.31
25	k	609	CLA	CMB-C2B-C1B	-4.27	121.91	128.46
28	B	845	WVN	C04-C09-C05	-4.26	120.77	124.85
28	l	315	WVN	C33-C34-C37	4.26	125.48	118.94
25	A	804	CLA	CMB-C2B-C3B	4.26	132.65	124.68
32	d	315	II0	C05-C07-C11	4.26	116.13	110.30
25	j	608	CLA	CMB-C2B-C3B	4.26	132.64	124.68
28	M	101	WVN	C39-C36-C32	-4.25	121.25	127.31
28	B	848	WVN	C40-C39-C36	-4.25	114.78	123.47
35	b	616	IHT	C22-C23-C27	4.24	125.45	118.94
27	A	845	LHG	O7-C7-C8	4.24	120.64	111.50
25	B	824	CLA	CMB-C2B-C3B	4.24	132.61	124.68
35	b	616	IHT	C25-C23-C27	-4.23	116.99	122.92
34	k	611	KC2	O2D-CGD-CBD	4.23	118.79	111.27
28	B	847	WVN	C29-C26-C22	-4.23	121.27	127.31
32	c	614	II0	C18-C04-C10	-4.23	103.75	110.47
34	d	311	KC2	C4B-C3B-C2B	-4.23	103.28	106.75
28	A	851	WVN	C30-C33-C34	-4.23	114.54	126.42
34	j	610	KC2	CHC-C1C-NC	-4.22	117.55	124.20
25	d	303	CLA	C4A-NA-C1A	4.22	108.61	106.71
25	l	307	CLA	C2A-C1A-CHA	4.22	131.24	123.86

Continued on next page...

Continued from previous page...

Mol	Chain	Res	Type	Atoms	Z	Observed(°)	Ideal(°)
27	k	620	LHG	O7-C7-C8	4.22	120.59	111.50
32	a	316	II0	C15-C03-C09	-4.22	103.77	110.47
25	K	101	CLA	O2D-CGD-O1D	-4.22	115.59	123.84
25	L	204	CLA	CMB-C2B-C1B	-4.21	121.99	128.46
25	A	812	CLA	CMB-C2B-C1B	-4.21	121.99	128.46
25	A	841	CLA	CMB-C2B-C1B	-4.21	121.99	128.46
32	j	615	II0	C19-C13-C11	4.21	122.15	114.36
25	A	813	CLA	CMB-C2B-C1B	-4.21	122.00	128.46
25	k	605	CLA	CMB-C2B-C1B	-4.20	122.00	128.46
32	l	314	II0	C06-C08-C12	4.20	116.06	110.30
25	F	202	CLA	CMB-C2B-C1B	-4.20	122.00	128.46
32	c	615	II0	C04-C10-C14	-4.20	116.70	122.63
32	i	320	II0	C31-C33-C35	-4.20	114.61	126.42
34	k	613	KC2	O2D-CGD-CBD	4.20	118.73	111.27
28	I	101	WVN	C40-C37-C34	-4.20	121.31	127.31
25	A	836	CLA	CMB-C2B-C1B	-4.20	122.01	128.46
28	M	101	WVN	C20-C23-C25	-4.20	119.89	126.23
32	h	312	II0	C20-C14-C12	4.20	122.13	114.36
32	a	314	II0	C20-C14-C10	-4.20	118.65	124.35
25	s	206	CLA	O2D-CGD-O1D	-4.20	115.64	123.84
25	A	814	CLA	CMB-C2B-C1B	-4.19	122.02	128.46
25	B	826	CLA	CMB-C2B-C3B	4.19	132.52	124.68
25	A	838	CLA	C4A-NA-C1A	4.19	108.59	106.71
25	j	604	CLA	C4A-NA-C1A	4.19	108.59	106.71
32	k	616	II0	C20-C14-C10	-4.19	118.66	124.35
32	l	314	II0	C18-C04-C10	-4.19	103.81	110.47
25	n	306	CLA	CMB-C2B-C1B	-4.19	122.03	128.46
25	c	606	CLA	C1B-CHB-C4A	-4.19	121.83	130.12
32	d	315	II0	C42-C41-C39	4.18	132.05	123.47
25	d	307	CLA	C4A-NA-C1A	4.18	108.59	106.71
28	B	848	WVN	C39-C36-C32	-4.18	121.34	127.31
25	l	304	CLA	C4A-NA-C1A	4.18	108.59	106.71
32	d	313	II0	C41-C39-C35	-4.18	121.34	127.31
32	h	311	II0	C04-C10-C14	-4.18	116.74	122.63
32	d	314	II0	C04-C10-C14	-4.18	116.74	122.63
34	d	310	KC2	O2D-CGD-CBD	4.18	118.69	111.27
25	k	604	CLA	CMB-C2B-C3B	4.17	132.48	124.68
32	k	617	II0	C03-C09-C13	-4.17	116.75	122.63
34	k	612	KC2	C4B-CHC-C1C	-4.17	117.06	126.06
34	i	319	KC2	C4B-C3B-C2B	-4.16	103.33	106.75
27	A	846	LHG	O8-C23-C24	4.16	122.29	111.38
32	i	313	II0	C03-C09-C13	-4.16	116.76	122.63

Continued on next page...

Continued from previous page...

Mol	Chain	Res	Type	Atoms	Z	Observed(°)	Ideal(°)
32	b	613	II0	C20-C14-C10	-4.16	118.70	124.35
35	n	318	IHT	C30-C27-C23	-4.16	121.38	127.31
25	A	828	CLA	C4A-NA-C1A	4.15	108.57	106.71
32	m	618	II0	C20-C14-C10	-4.15	118.71	124.35
25	b	602	CLA	C4A-NA-C1A	4.15	108.57	106.71
25	c	603	CLA	CMB-C2B-C3B	4.15	132.44	124.68
32	b	614	II0	C32-C34-C36	-4.15	114.77	126.42
25	A	802	CLA	C1B-CHB-C4A	-4.15	121.91	130.12
34	n	313	KC2	O2D-CGD-CBD	4.14	118.63	111.27
25	c	604	CLA	CMB-C2B-C3B	4.14	132.42	124.68
32	a	315	II0	C41-C42-C40	-4.14	115.00	123.47
34	d	311	KC2	C3A-C4A-NA	4.14	115.09	110.57
25	B	821	CLA	CMB-C2B-C1B	-4.13	122.11	128.46
28	h	309	WVN	C04-C09-C05	-4.13	120.89	124.85
25	m	605	CLA	CMB-C2B-C1B	-4.13	122.12	128.46
25	s	203	CLA	CMB-C2B-C3B	4.13	132.40	124.68
32	d	314	II0	C19-C13-C09	-4.12	118.75	124.35
25	A	821	CLA	CMB-C2B-C1B	-4.12	122.13	128.46
28	A	848	WVN	C35-C32-C36	-4.11	117.16	122.92
32	i	317	II0	C20-C14-C10	-4.11	118.76	124.35
25	B	835	CLA	CMB-C2B-C3B	4.11	132.37	124.68
32	i	320	II0	C20-C14-C10	-4.11	118.77	124.35
25	d	308	CLA	CMB-C2B-C3B	4.11	132.37	124.68
26	A	844	PQN	C11-C12-C13	-4.11	119.95	126.79
28	B	849	WVN	C26-C29-C31	-4.11	110.40	123.22
25	c	609	CLA	C4A-NA-C1A	4.11	108.55	106.71
25	c	602	CLA	CMB-C2B-C3B	4.10	132.36	124.68
35	R	203	IHT	C41-C38-C35	-4.10	121.46	127.31
35	b	616	IHT	C19-C10-C07	-4.10	119.92	124.53
28	M	101	WVN	C07-C01-C02	4.10	115.75	109.55
32	h	311	II0	C42-C40-C36	-4.10	121.46	127.31
28	s	207	WVN	C30-C33-C34	-4.09	114.92	126.42
25	b	609	CLA	CMB-C2B-C3B	4.09	132.34	124.68
34	s	201	KC2	O2D-CGD-O1D	-4.09	115.84	123.84
32	h	311	II0	C20-C14-C12	4.09	121.92	114.36
32	d	316	II0	C04-C10-C14	-4.09	116.86	122.63
25	i	306	CLA	C4A-NA-C1A	4.08	108.54	106.71
25	A	808	CLA	CMB-C2B-C1B	-4.08	122.19	128.46
25	m	612	CLA	CMB-C2B-C1B	-4.08	122.19	128.46
25	R	202	CLA	CMB-C2B-C1B	-4.07	122.20	128.46
25	A	854	CLA	CMB-C2B-C3B	4.07	132.29	124.68
32	c	614	II0	C19-C13-C09	-4.07	118.82	124.35

Continued on next page...

Continued from previous page...

Mol	Chain	Res	Type	Atoms	Z	Observed(°)	Ideal(°)
28	F	203	WVN	C28-C30-C33	-4.06	110.53	123.22
32	l	314	II0	C32-C34-C36	-4.06	115.00	126.42
25	h	301	CLA	C4A-NA-C1A	4.06	108.53	106.71
25	m	607	CLA	CMB-C2B-C3B	4.05	132.26	124.68
28	I	101	WVN	C06-C13-C15	-4.05	116.91	122.61
35	a	317	IHT	C40-C37-C33	-4.05	121.53	127.31
25	c	609	CLA	CMB-C2B-C1B	-4.05	122.24	128.46
34	l	311	KC2	CHC-C1C-NC	-4.05	117.83	124.20
32	m	618	II0	C06-C08-C12	4.04	115.84	110.30
25	B	818	CLA	CMB-C2B-C1B	-4.04	122.25	128.46
25	a	303	CLA	CMB-C2B-C3B	4.04	132.24	124.68
32	m	618	II0	C27-C25-C23	4.04	124.84	116.84
25	c	602	CLA	O2D-CGD-O1D	-4.04	115.94	123.84
25	j	612	CLA	CMB-C2B-C1B	-4.03	122.26	128.46
32	n	319	II0	C03-C09-C13	-4.03	116.94	122.63
32	j	614	II0	C20-C14-C10	-4.03	118.87	124.35
27	d	317	LHG	O7-C7-C8	4.03	120.18	111.50
32	J	104	II0	C31-C33-C35	-4.02	115.11	126.42
32	a	318	II0	C31-C33-C35	-4.02	115.12	126.42
35	b	616	IHT	C32-C33-C37	4.02	125.11	118.94
34	d	310	KC2	C3D-CAD-CBD	-4.02	102.31	107.61
25	l	306	CLA	CMB-C2B-C1B	-4.02	122.29	128.46
34	c	610	KC2	C1B-CHB-C4A	-4.02	117.39	126.06
25	B	817	CLA	CMB-C2B-C3B	4.02	132.19	124.68
35	n	318	IHT	C41-C38-C35	-4.01	121.58	127.31
32	m	615	II0	C19-C13-C11	4.01	121.79	114.36
33	n	321	LMG	O7-C10-C11	4.01	120.14	111.50
25	B	833	CLA	O2D-CGD-O1D	-4.01	116.00	123.84
25	B	831	CLA	CMB-C2B-C3B	4.01	132.18	124.68
34	k	612	KC2	CHD-C4C-C3C	-4.01	111.58	126.11
35	k	618	IHT	C19-C10-C07	-4.01	120.03	124.53
34	k	612	KC2	CBD-CHA-C1A	4.01	136.35	128.88
25	B	813	CLA	CMB-C2B-C1B	-4.00	122.31	128.46
25	A	816	CLA	O2D-CGD-O1D	-4.00	116.01	123.84
25	a	308	CLA	CMB-C2B-C3B	4.00	132.16	124.68
28	l	301	WVN	C39-C36-C32	-4.00	121.60	127.31
35	c	616	IHT	C09-C10-C07	-4.00	116.93	122.73
25	Q	303	CLA	C1B-CHB-C4A	-3.99	122.21	130.12
25	A	820	CLA	CMB-C2B-C3B	3.99	132.15	124.68
34	k	613	KC2	C1B-CHB-C4A	-3.99	117.45	126.06
34	k	613	KC2	C4B-C3B-C2B	-3.99	103.48	106.75
28	R	201	WVN	C04-C09-C05	-3.99	121.03	124.85

Continued on next page...

Continued from previous page...

Mol	Chain	Res	Type	Atoms	Z	Observed(°)	Ideal(°)
25	A	825	CLA	O2D-CGD-O1D	-3.99	116.04	123.84
28	B	848	WVN	C26-C29-C31	-3.98	110.78	123.22
34	k	612	KC2	CAC-C3C-C4C	3.98	143.03	124.47
25	A	803	CLA	CMB-C2B-C3B	3.98	132.13	124.68
25	R	202	CLA	CAA-C2A-C3A	-3.98	101.89	112.78
34	s	201	KC2	CHB-C4A-NA	3.97	130.46	124.20
32	k	616	II0	C42-C40-C36	-3.97	121.64	127.31
32	d	313	II0	C03-C09-C13	-3.97	117.03	122.63
34	s	204	KC2	C2B-C1B-NB	3.97	113.03	110.10
28	A	848	WVN	C12-C14-C15	-3.97	106.99	114.08
34	s	201	KC2	O2D-CGD-CBD	3.97	118.32	111.27
28	l	315	WVN	C06-C13-C15	-3.97	117.03	122.61
25	A	837	CLA	CMB-C2B-C1B	-3.96	122.37	128.46
32	a	315	II0	C20-C14-C10	-3.96	118.97	124.35
25	A	818	CLA	C1-C2-C3	-3.96	119.19	126.04
32	l	316	II0	C42-C40-C36	-3.96	121.66	127.31
32	n	319	II0	C31-C33-C35	-3.96	115.30	126.42
25	d	301	CLA	CMB-C2B-C3B	3.96	132.08	124.68
25	b	608	CLA	CMB-C2B-C1B	-3.96	122.38	128.46
25	m	613	CLA	CMB-C2B-C3B	3.96	132.08	124.68
28	B	844	WVN	C07-C01-C02	3.95	115.53	109.55
25	B	816	CLA	C1B-CHB-C4A	-3.95	122.30	130.12
25	B	840	CLA	CMB-C2B-C3B	3.95	132.07	124.68
28	B	844	WVN	C40-C37-C34	-3.95	121.68	127.31
25	B	816	CLA	CMB-C2B-C3B	3.95	132.06	124.68
32	c	615	II0	C20-C14-C10	-3.95	118.99	124.35
25	A	817	CLA	CMB-C2B-C3B	3.94	132.06	124.68
33	c	619	LMG	C7-O1-C1	-3.94	106.03	113.74
32	m	615	II0	C38-C36-C34	3.94	124.29	118.08
25	B	819	CLA	CMB-C2B-C1B	-3.93	122.42	128.46
25	b	601	CLA	CMB-C2B-C1B	-3.93	122.42	128.46
25	a	312	CLA	O2D-CGD-O1D	-3.93	116.15	123.84
25	b	612	CLA	CMB-C2B-C3B	3.93	132.03	124.68
28	J	102	WVN	C30-C28-C25	-3.93	121.70	127.31
25	A	811	CLA	O2D-CGD-O1D	-3.93	116.16	123.84
32	j	614	II0	C42-C40-C36	-3.93	121.70	127.31
32	n	319	II0	C20-C14-C10	-3.93	119.01	124.35
32	J	104	II0	C19-C13-C11	3.92	121.63	114.36
25	B	815	CLA	C4A-NA-C1A	3.92	108.47	106.71
32	d	313	II0	C20-C14-C12	3.92	121.62	114.36
32	i	320	II0	C04-C10-C14	-3.92	117.09	122.63
25	a	309	CLA	CMB-C2B-C3B	3.92	132.01	124.68

Continued on next page...

Continued from previous page...

Mol	Chain	Res	Type	Atoms	Z	Observed(°)	Ideal(°)
32	m	615	II0	C19-C13-C09	-3.92	119.03	124.35
25	n	309	CLA	CMB-C2B-C3B	3.91	132.00	124.68
25	A	818	CLA	O2D-CGD-O1D	-3.91	116.19	123.84
32	b	613	II0	C32-C34-C36	-3.91	115.43	126.42
25	h	307	CLA	C4A-NA-C1A	3.91	108.46	106.71
25	A	816	CLA	CMB-C2B-C3B	3.91	131.99	124.68
32	i	314	II0	C03-C09-C13	-3.91	117.12	122.63
32	k	619	II0	C42-C41-C39	-3.90	115.48	123.47
25	i	304	CLA	CMB-C2B-C3B	3.90	131.98	124.68
25	l	312	CLA	CMB-C2B-C1B	-3.90	122.47	128.46
25	B	830	CLA	C1B-CHB-C4A	-3.90	122.39	130.12
28	B	848	WVN	C27-C25-C28	3.90	128.38	122.92
25	A	826	CLA	O2D-CGD-O1D	-3.90	116.22	123.84
35	m	616	IHT	C02-C07-C10	-3.89	117.13	122.61
32	k	615	II0	C42-C40-C36	-3.89	121.76	127.31
25	h	313	CLA	CMB-C2B-C1B	-3.89	122.48	128.46
32	k	619	II0	C06-C04-C10	3.89	117.50	109.62
25	m	604	CLA	C4A-NA-C1A	3.89	108.45	106.71
25	n	305	CLA	CMB-C2B-C3B	3.88	131.95	124.68
32	n	301	II0	C03-C09-C13	-3.88	117.15	122.63
32	b	617	II0	C41-C39-C35	-3.88	121.77	127.31
28	l	315	WVN	C19-C22-C26	3.88	124.90	118.94
25	b	604	CLA	CMB-C2B-C3B	3.88	131.94	124.68
28	A	850	WVN	C39-C40-C37	-3.88	115.53	123.47
35	j	616	IHT	C30-C32-C33	-3.88	115.52	126.42
33	c	619	LMG	O1-C7-C8	3.87	120.25	110.90
25	i	303	CLA	O2D-CGD-CBD	3.87	118.15	111.27
32	m	618	II0	C32-C34-C36	-3.87	115.53	126.42
25	i	302	CLA	C4A-NA-C1A	3.87	108.45	106.71
25	i	311	CLA	CMB-C2B-C1B	-3.87	122.51	128.46
34	d	311	KC2	CHB-C1B-C2B	-3.87	117.36	125.48
25	n	305	CLA	CAA-C2A-C3A	-3.87	102.18	112.78
25	j	605	CLA	C2A-C1A-CHA	3.87	130.63	123.86
27	m	617	LHG	C5-O7-C7	-3.87	108.26	117.79
34	i	310	KC2	C2B-C1B-NB	3.87	112.96	110.10
25	A	808	CLA	CMB-C2B-C3B	3.87	131.92	124.68
25	A	807	CLA	O2D-CGD-O1D	-3.87	116.28	123.84
25	b	602	CLA	CMB-C2B-C1B	-3.86	122.53	128.46
25	B	813	CLA	CMB-C2B-C3B	3.86	131.90	124.68
28	K	103	WVN	C40-C37-C34	-3.86	121.80	127.31
32	c	614	II0	C20-C14-C12	3.86	121.50	114.36
28	R	201	WVN	C40-C37-C34	-3.86	121.81	127.31

Continued on next page...

Continued from previous page...

Mol	Chain	Res	Type	Atoms	Z	Observed(°)	Ideal(°)
25	A	840	CLA	CMB-C2B-C3B	3.85	131.89	124.68
28	K	103	WVN	C14-C15-C13	-3.85	117.14	122.73
32	j	615	II0	C41-C42-C40	-3.85	115.58	123.47
32	m	618	II0	C12-C14-C10	-3.85	111.83	120.57
25	a	304	CLA	C2D-C1D-ND	-3.85	107.27	110.10
32	d	315	II0	C20-C14-C10	-3.85	119.12	124.35
34	n	312	KC2	CHB-C4A-NA	3.85	130.27	124.20
32	i	314	II0	C19-C13-C09	-3.85	119.12	124.35
32	k	615	II0	C27-C25-C23	3.84	124.45	116.84
32	l	302	II0	C19-C13-C09	-3.84	119.13	124.35
34	n	313	KC2	C1B-CHB-C4A	-3.84	117.77	126.06
32	i	313	II0	C30-C32-C34	-3.84	111.24	123.22
25	s	209	CLA	CMB-C2B-C1B	-3.84	122.57	128.46
35	c	616	IHT	C19-C10-C09	3.84	120.99	113.62
25	j	611	CLA	C1-C2-C3	-3.84	119.41	126.04
32	m	618	II0	C19-C13-C11	3.84	121.46	114.36
28	M	101	WVN	C40-C37-C34	-3.83	121.84	127.31
25	B	830	CLA	CMB-C2B-C1B	-3.83	122.58	128.46
35	m	616	IHT	C19-C10-C09	3.83	120.97	113.62
25	B	814	CLA	CMB-C2B-C3B	3.83	131.84	124.68
26	B	842	PQN	C11-C12-C13	-3.83	120.42	126.79
34	j	610	KC2	C2B-C1B-NB	3.83	112.92	110.10
25	c	602	CLA	C1B-CHB-C4A	-3.82	122.54	130.12
25	i	305	CLA	CMB-C2B-C3B	3.82	131.83	124.68
25	B	837	CLA	CMB-C2B-C1B	-3.82	122.59	128.46
27	a	301	LHG	C5-O7-C7	-3.82	108.39	117.79
25	k	604	CLA	O2D-CGD-O1D	-3.82	116.37	123.84
32	j	614	II0	C19-C13-C09	-3.82	119.16	124.35
25	B	824	CLA	O2D-CGD-O1D	-3.82	116.37	123.84
25	m	613	CLA	C4A-NA-C1A	3.82	108.42	106.71
25	A	827	CLA	C1B-CHB-C4A	-3.82	122.56	130.12
33	b	620	LMG	O7-C10-C11	3.82	119.73	111.50
25	i	307	CLA	C4A-NA-C1A	3.82	108.42	106.71
25	n	309	CLA	O2D-CGD-CBD	3.81	118.04	111.27
28	I	101	WVN	C39-C40-C37	-3.81	115.67	123.47
32	n	301	II0	C42-C41-C39	-3.81	115.67	123.47
25	A	810	CLA	CMB-C2B-C1B	-3.81	122.61	128.46
25	k	607	CLA	CMB-C2B-C1B	-3.81	122.61	128.46
25	l	309	CLA	CMB-C2B-C3B	3.80	131.79	124.68
28	F	203	WVN	C21-C15-C14	3.80	120.91	113.62
25	A	855	CLA	O2D-CGD-O1D	-3.80	116.41	123.84
25	n	314	CLA	CMB-C2B-C1B	-3.80	122.63	128.46

Continued on next page...

Continued from previous page...

Mol	Chain	Res	Type	Atoms	Z	Observed(°)	Ideal(°)
32	b	614	II0	C42-C41-C39	-3.80	115.70	123.47
32	c	617	II0	C41-C39-C35	-3.79	121.89	127.31
32	c	613	II0	C42-C40-C36	-3.79	121.90	127.31
25	j	607	CLA	C1B-CHB-C4A	-3.79	122.61	130.12
34	i	310	KC2	CHC-C1C-NC	-3.79	118.23	124.20
28	M	101	WVN	C14-C15-C13	-3.79	117.23	122.73
25	A	853	CLA	CMB-C2B-C3B	3.79	131.77	124.68
25	A	809	CLA	CMB-C2B-C1B	-3.79	122.64	128.46
35	b	615	IHT	C18-C22-C23	-3.79	120.51	126.23
32	d	316	II0	C03-C09-C13	-3.79	117.28	122.63
32	h	310	II0	C41-C39-C35	-3.79	121.90	127.31
25	j	604	CLA	O2D-CGD-O1D	-3.79	116.43	123.84
32	d	316	II0	C19-C13-C09	-3.79	119.20	124.35
28	s	205	WVN	C40-C37-C34	-3.78	121.91	127.31
25	A	820	CLA	C1B-CHB-C4A	-3.78	122.63	130.12
25	s	202	CLA	CAA-CBA-CGA	-3.78	102.20	113.25
25	c	611	CLA	CAC-C3C-C4C	3.78	129.71	124.81
25	A	826	CLA	CMB-C2B-C3B	3.78	131.75	124.68
25	B	839	CLA	CAA-C2A-C3A	-3.78	102.44	112.78
28	B	845	WVN	C39-C36-C32	-3.78	121.92	127.31
32	i	320	II0	C05-C07-C11	3.77	115.47	110.30
34	k	612	KC2	C4B-C3B-C2B	-3.77	103.65	106.75
28	A	850	WVN	C21-C15-C13	-3.77	120.29	124.53
25	b	610	CLA	O2D-CGD-O1D	-3.77	116.47	123.84
25	J	103	CLA	O2D-CGD-O1D	-3.77	116.47	123.84
32	J	104	II0	C15-C03-C09	-3.77	104.48	110.47
25	c	611	CLA	CMB-C2B-C1B	-3.76	122.68	128.46
25	h	305	CLA	CMB-C2B-C1B	-3.76	122.69	128.46
28	M	101	WVN	C08-C01-C07	-3.76	102.35	107.89
25	B	817	CLA	O2D-CGD-O1D	-3.76	116.49	123.84
34	k	611	KC2	CBC-CAC-C3C	-3.76	108.93	127.62
32	a	314	II0	C19-C13-C09	-3.76	119.24	124.35
25	B	835	CLA	C1B-CHB-C4A	-3.75	122.68	130.12
28	B	846	WVN	C21-C15-C13	-3.75	120.31	124.53
34	n	313	KC2	CBC-CAC-C3C	-3.75	108.94	127.62
32	l	313	II0	C19-C13-C09	-3.75	119.25	124.35
25	A	810	CLA	C4A-NA-C1A	3.75	108.39	106.71
28	B	849	WVN	C40-C37-C34	-3.75	121.96	127.31
25	c	606	CLA	C4A-NA-C1A	3.75	108.39	106.71
25	i	307	CLA	C1B-CHB-C4A	-3.75	122.69	130.12
25	k	607	CLA	CBC-CAC-C3C	-3.74	102.11	112.43
33	c	619	LMG	C9-C8-C7	-3.74	102.93	111.79

Continued on next page...

Continued from previous page...

Mol	Chain	Res	Type	Atoms	Z	Observed(°)	Ideal(°)
25	B	838	CLA	CMB-C2B-C1B	-3.74	122.71	128.46
32	i	317	II0	C04-C10-C14	-3.74	117.35	122.63
25	k	608	CLA	C4A-NA-C1A	3.74	108.39	106.71
25	h	303	CLA	CMB-C2B-C1B	-3.74	122.72	128.46
28	A	851	WVN	C26-C29-C31	-3.74	111.55	123.22
25	n	306	CLA	CMB-C2B-C3B	3.74	131.67	124.68
34	m	611	KC2	CHB-C4A-NA	3.74	130.09	124.20
32	i	313	II0	C05-C07-C11	3.73	115.42	110.30
28	K	103	WVN	C04-C09-C05	-3.73	121.27	124.85
25	A	801	CLA	CMB-C2B-C1B	-3.73	122.72	128.46
25	j	606	CLA	C1B-CHB-C4A	-3.73	122.72	130.12
25	d	312	CLA	CMB-C2B-C3B	3.73	131.66	124.68
32	h	310	II0	C42-C41-C39	-3.73	115.83	123.47
25	i	303	CLA	CMB-C2B-C3B	3.73	131.66	124.68
25	B	834	CLA	O2D-CGD-O1D	-3.73	116.55	123.84
25	A	840	CLA	C1B-CHB-C4A	-3.73	122.74	130.12
34	k	612	KC2	CAC-C3C-C2C	-3.72	116.33	128.60
25	a	305	CLA	CMB-C2B-C1B	-3.72	122.74	128.46
25	h	306	CLA	CMB-C2B-C1B	-3.72	122.75	128.46
32	l	314	II0	C06-C04-C10	3.72	117.15	109.62
32	n	317	II0	C20-C14-C12	3.71	121.23	114.36
25	B	806	CLA	CMB-C2B-C3B	3.71	131.62	124.68
25	k	614	CLA	CMB-C2B-C3B	3.71	131.61	124.68
32	c	617	II0	C20-C14-C10	-3.71	119.31	124.35
25	j	606	CLA	O2D-CGD-CBD	3.70	117.85	111.27
25	Q	303	CLA	C4A-NA-C1A	3.70	108.37	106.71
28	B	848	WVN	C30-C28-C25	3.70	132.59	127.31
25	A	813	CLA	CMB-C2B-C3B	3.70	131.60	124.68
28	L	201	WVN	C40-C39-C36	-3.69	115.91	123.47
25	a	313	CLA	CMB-C2B-C1B	-3.69	122.79	128.46
32	j	615	II0	C29-C31-C33	-3.69	111.71	123.22
25	R	202	CLA	O2D-CGD-O1D	-3.69	116.63	123.84
28	J	101	WVN	C26-C29-C31	-3.69	111.72	123.22
25	A	836	CLA	CMB-C2B-C3B	3.68	131.56	124.68
32	k	616	II0	C04-C10-C14	-3.68	117.44	122.63
25	d	306	CLA	CMB-C2B-C3B	3.68	131.56	124.68
25	n	303	CLA	C1B-CHB-C4A	-3.68	122.84	130.12
25	B	850	CLA	C1B-CHB-C4A	-3.67	122.84	130.12
25	F	201	CLA	CMB-C2B-C1B	-3.67	122.82	128.46
25	h	301	CLA	CMB-C2B-C1B	-3.67	122.82	128.46
27	j	617	LHG	O7-C7-C8	3.67	119.42	111.50
28	L	206	WVN	C24-C22-C19	3.67	123.86	118.08

Continued on next page...

Continued from previous page...

Mol	Chain	Res	Type	Atoms	Z	Observed(°)	Ideal(°)
32	c	614	II0	C41-C42-C40	-3.67	115.95	123.47
32	n	317	II0	C19-C13-C11	3.67	121.16	114.36
25	h	302	CLA	CMB-C2B-C3B	3.67	131.54	124.68
28	A	850	WVN	C40-C37-C34	-3.67	122.07	127.31
25	i	306	CLA	CMB-C2B-C1B	-3.67	122.82	128.46
25	c	604	CLA	C1B-CHB-C4A	-3.66	122.86	130.12
25	B	808	CLA	O2A-CGA-O1A	-3.66	114.34	123.59
25	j	604	CLA	C1B-CHB-C4A	-3.66	122.86	130.12
25	A	855	CLA	C4A-NA-C1A	3.66	108.35	106.71
32	c	617	II0	C20-C14-C12	3.66	121.14	114.36
25	k	605	CLA	CMB-C2B-C3B	3.66	131.53	124.68
32	j	613	II0	C32-C34-C36	-3.66	116.14	126.42
25	b	601	CLA	O2D-CGD-O1D	-3.66	116.69	123.84
32	i	314	II0	C06-C08-C12	3.66	115.31	110.30
34	s	204	KC2	O2D-CGD-O1D	-3.66	116.69	123.84
32	n	317	II0	C42-C41-C39	-3.65	115.99	123.47
32	n	316	II0	C28-C26-C24	3.65	124.07	116.84
32	i	314	II0	C04-C10-C14	-3.65	117.48	122.63
25	j	609	CLA	O2D-CGD-O1D	-3.65	116.71	123.84
25	A	833	CLA	CMB-C2B-C3B	3.65	131.50	124.68
28	J	101	WVN	C40-C37-C34	-3.64	122.11	127.31
32	i	320	II0	C41-C42-C40	-3.64	116.01	123.47
25	l	306	CLA	O2D-CGD-O1D	-3.64	116.72	123.84
32	n	316	II0	C16-C03-C09	-3.64	104.68	110.47
32	d	315	II0	C41-C42-C40	-3.64	116.02	123.47
28	R	201	WVN	C03-C04-C09	-3.64	105.96	112.00
25	n	309	CLA	C1B-CHB-C4A	-3.64	122.91	130.12
25	k	606	CLA	C4A-NA-C1A	3.64	108.34	106.71
25	m	610	CLA	CMB-C2B-C1B	-3.64	122.87	128.46
28	L	205	WVN	C39-C36-C32	-3.64	122.12	127.31
25	d	307	CLA	CMB-C2B-C1B	-3.64	122.88	128.46
25	c	606	CLA	O2D-CGD-O1D	-3.64	116.73	123.84
25	l	307	CLA	CHB-C4A-NA	3.64	129.54	124.51
25	j	612	CLA	CMB-C2B-C3B	3.63	131.47	124.68
34	n	312	KC2	C2A-C1A-NA	3.63	115.22	109.40
34	i	310	KC2	CHB-C4A-NA	3.63	129.92	124.20
25	k	614	CLA	C4A-NA-C1A	3.63	108.34	106.71
25	F	202	CLA	CMB-C2B-C3B	3.63	131.47	124.68
25	B	835	CLA	C4A-NA-C1A	3.63	108.34	106.71
32	j	615	II0	C20-C14-C10	-3.62	119.42	124.35
25	B	811	CLA	CMB-C2B-C1B	-3.62	122.89	128.46
25	A	825	CLA	CMB-C2B-C3B	3.62	131.46	124.68

Continued on next page...

Continued from previous page...

Mol	Chain	Res	Type	Atoms	Z	Observed(°)	Ideal(°)
34	s	201	KC2	CBC-CAC-C3C	-3.62	109.59	127.62
25	k	607	CLA	C1-C2-C3	-3.62	119.78	126.04
28	A	850	WVN	C21-C15-C14	3.62	120.57	113.62
25	s	202	CLA	O2D-CGD-O1D	-3.62	116.77	123.84
25	m	601	CLA	CMB-C2B-C1B	-3.62	122.91	128.46
25	c	606	CLA	CAA-C2A-C3A	-3.62	102.88	112.78
32	n	319	II0	C04-C10-C14	-3.61	117.53	122.63
25	d	312	CLA	O2D-CGD-O1D	-3.61	116.77	123.84
25	B	804	CLA	CMB-C2B-C1B	-3.61	122.91	128.46
25	s	202	CLA	C1B-CHB-C4A	-3.61	122.97	130.12
32	l	314	II0	C42-C41-C39	3.60	130.86	123.47
25	B	803	CLA	O2D-CGD-O1D	-3.60	116.79	123.84
25	n	306	CLA	CBC-CAC-C3C	3.60	122.36	112.43
25	A	856	CLA	CMA-C3A-C2A	-3.60	107.69	116.10
32	d	315	II0	C19-C13-C09	-3.60	119.46	124.35
32	m	618	II0	C03-C09-C13	-3.60	117.56	122.63
32	i	315	II0	C41-C42-C40	-3.60	116.11	123.47
34	i	310	KC2	CBC-CAC-C3C	-3.59	109.74	127.62
25	s	209	CLA	O2D-CGD-O1D	-3.59	116.81	123.84
35	a	317	IHT	C19-C10-C09	3.59	120.51	113.62
25	a	308	CLA	O2D-CGD-O1D	-3.59	116.83	123.84
25	m	613	CLA	CMC-C2C-C1C	-3.58	119.58	125.04
28	L	206	WVN	C26-C29-C31	-3.58	112.03	123.22
34	i	310	KC2	O2D-CGD-CBD	3.58	117.64	111.27
32	d	316	II0	C20-C14-C10	-3.58	119.48	124.35
25	B	808	CLA	O2D-CGD-O1D	-3.58	116.84	123.84
35	R	203	IHT	C40-C41-C38	-3.58	116.15	123.47
34	i	319	KC2	C2A-C1A-NA	3.58	115.14	109.40
25	c	608	CLA	CMB-C2B-C1B	-3.58	122.97	128.46
28	i	316	WVN	C27-C25-C23	-3.58	112.44	118.08
32	k	615	II0	C31-C33-C35	-3.58	116.37	126.42
35	n	318	IHT	C30-C32-C33	-3.58	116.37	126.42
25	B	804	CLA	CAC-C3C-C2C	-3.57	121.42	127.53
28	s	205	WVN	C19-C22-C26	-3.57	113.46	118.94
27	i	318	LHG	O8-C23-C24	3.57	123.12	111.91
28	i	316	WVN	C06-C13-C15	-3.57	117.58	122.61
25	A	824	CLA	CMB-C2B-C3B	3.57	131.36	124.68
34	d	310	KC2	CHB-C4A-NA	3.57	129.83	124.20
25	d	309	CLA	CMB-C2B-C1B	-3.57	122.98	128.46
25	B	833	CLA	CMB-C2B-C3B	3.57	131.35	124.68
34	j	610	KC2	C2A-C1A-NA	3.57	115.12	109.40
25	j	606	CLA	CMB-C2B-C1B	-3.57	122.98	128.46

Continued on next page...

Continued from previous page...

Mol	Chain	Res	Type	Atoms	Z	Observed(°)	Ideal(°)
25	i	305	CLA	O2D-CGD-O1D	-3.57	116.86	123.84
32	k	616	II0	C33-C35-C39	3.57	124.41	118.94
25	B	823	CLA	CMB-C2B-C3B	3.57	131.35	124.68
25	c	601	CLA	CMB-C2B-C1B	-3.57	122.98	128.46
25	A	821	CLA	CMB-C2B-C3B	3.56	131.35	124.68
28	A	849	WVN	C07-C01-C02	3.56	114.94	109.55
34	k	611	KC2	C3D-CAD-CBD	-3.56	102.91	107.61
28	A	848	WVN	C29-C26-C22	3.56	132.39	127.31
25	c	607	CLA	C1B-CHB-C4A	-3.56	123.06	130.12
25	A	817	CLA	C1-C2-C3	-3.56	119.89	126.04
28	J	101	WVN	C39-C40-C37	-3.56	116.18	123.47
28	l	315	WVN	C14-C15-C13	-3.56	117.56	122.73
34	d	311	KC2	O2D-CGD-CBD	3.56	117.59	111.27
28	K	103	WVN	C06-C13-C15	-3.56	117.60	122.61
28	J	101	WVN	C04-C09-C05	-3.56	121.44	124.85
25	n	304	CLA	CMC-C2C-C1C	-3.56	119.62	125.04
28	B	847	WVN	C21-C15-C13	-3.55	120.54	124.53
25	A	814	CLA	CMB-C2B-C3B	3.55	131.32	124.68
25	L	203	CLA	CMB-C2B-C1B	-3.55	123.01	128.46
25	j	611	CLA	CMB-C2B-C1B	-3.55	123.01	128.46
34	k	611	KC2	C2A-C1A-NA	3.55	115.09	109.40
25	A	818	CLA	C1B-CHB-C4A	-3.54	123.10	130.12
25	A	812	CLA	CMB-C2B-C3B	3.54	131.31	124.68
32	b	614	II0	C41-C42-C40	-3.54	116.21	123.47
25	K	101	CLA	CMB-C2B-C1B	-3.54	123.02	128.46
25	A	805	CLA	C7-C6-C5	-3.54	103.74	113.36
34	k	613	KC2	CBC-CAC-C3C	-3.54	110.00	127.62
25	B	850	CLA	CMB-C2B-C1B	-3.54	123.02	128.46
32	n	316	II0	C31-C33-C35	-3.54	116.47	126.42
28	l	315	WVN	C39-C36-C32	-3.54	122.26	127.31
34	j	610	KC2	CHB-C4A-NA	3.54	129.77	124.20
25	k	606	CLA	C1B-CHB-C4A	-3.53	123.12	130.12
25	B	821	CLA	CMB-C2B-C3B	3.53	131.29	124.68
32	i	313	II0	C06-C08-C12	3.53	115.14	110.30
25	A	835	CLA	O2D-CGD-O1D	-3.53	116.94	123.84
25	k	608	CLA	O2D-CGD-O1D	-3.53	116.94	123.84
25	s	206	CLA	O2D-CGD-CBD	3.53	117.54	111.27
28	s	205	WVN	C39-C40-C37	-3.53	116.24	123.47
32	m	614	II0	C19-C13-C09	-3.53	119.55	124.35
25	A	833	CLA	C1B-CHB-C4A	-3.53	123.13	130.12
25	a	308	CLA	C4A-NA-C1A	3.53	108.29	106.71
25	d	308	CLA	C4A-NA-C1A	3.53	108.29	106.71

Continued on next page...

Continued from previous page...

Mol	Chain	Res	Type	Atoms	Z	Observed(°)	Ideal(°)
25	j	601	CLA	CMB-C2B-C1B	-3.52	123.05	128.46
25	L	202	CLA	CMB-C2B-C3B	3.52	131.26	124.68
25	R	202	CLA	C1B-CHB-C4A	-3.52	123.15	130.12
35	c	616	IHT	C30-C32-C33	-3.52	116.53	126.42
25	A	803	CLA	O2D-CGD-O1D	-3.52	116.97	123.84
32	k	617	II0	C41-C42-C40	-3.52	116.27	123.47
32	d	316	II0	C16-C03-C09	3.51	116.05	110.47
25	l	310	CLA	CHB-C4A-NA	3.51	129.37	124.51
34	s	201	KC2	C1A-C2A-C3A	-3.51	104.33	107.11
32	m	615	II0	C42-C40-C36	-3.51	122.30	127.31
32	c	617	II0	C28-C26-C24	3.51	123.80	116.84
25	c	609	CLA	CMB-C2B-C3B	3.51	131.25	124.68
25	A	840	CLA	O2D-CGD-O1D	-3.51	116.98	123.84
25	B	804	CLA	C1B-CHB-C4A	-3.51	123.17	130.12
25	a	308	CLA	C1B-CHB-C4A	-3.51	123.17	130.12
25	h	301	CLA	C1B-CHB-C4A	-3.51	123.17	130.12
25	A	830	CLA	O2D-CGD-O1D	-3.50	116.99	123.84
25	B	835	CLA	O2D-CGD-O1D	-3.50	116.99	123.84
25	i	303	CLA	C1B-CHB-C4A	-3.50	123.18	130.12
25	d	307	CLA	C1B-CHB-C4A	-3.50	123.18	130.12
25	A	827	CLA	O2A-CGA-O1A	-3.50	114.75	123.59
25	B	831	CLA	C1B-CHB-C4A	-3.50	123.19	130.12
34	d	310	KC2	CBC-CAC-C3C	-3.50	110.22	127.62
25	n	308	CLA	O2D-CGD-O1D	-3.50	117.00	123.84
32	n	315	II0	C42-C41-C39	-3.50	116.31	123.47
25	A	841	CLA	CMB-C2B-C3B	3.49	131.22	124.68
35	R	203	IHT	C20-C15-C11	-3.49	119.60	124.35
34	j	610	KC2	C3D-CAD-CBD	-3.49	103.01	107.61
32	n	301	II0	C20-C14-C12	3.49	120.82	114.36
25	J	103	CLA	CMB-C2B-C1B	-3.49	123.10	128.46
32	b	613	II0	C42-C41-C39	-3.49	116.33	123.47
35	a	317	IHT	C19-C10-C07	-3.49	120.61	124.53
25	B	820	CLA	C1B-CHB-C4A	-3.49	123.21	130.12
25	A	819	CLA	CMB-C2B-C1B	-3.49	123.11	128.46
28	M	101	WVN	C30-C28-C25	-3.48	122.34	127.31
28	F	204	WVN	C28-C30-C33	3.48	134.09	123.22
29	a	320	LMT	C1'-O5'-C5'	3.48	120.53	113.69
25	n	306	CLA	CAC-C3C-C4C	3.48	129.33	124.81
25	j	606	CLA	CHB-C4A-NA	3.48	129.33	124.51
32	d	314	II0	C20-C14-C10	-3.48	119.62	124.35
32	n	315	II0	C06-C04-C10	3.48	116.67	109.62
32	m	618	II0	C20-C14-C12	3.48	120.80	114.36

Continued on next page...

Continued from previous page...

Mol	Chain	Res	Type	Atoms	Z	Observed(°)	Ideal(°)
25	A	806	CLA	O2D-CGD-O1D	-3.48	117.04	123.84
25	A	807	CLA	C1B-CHB-C4A	-3.48	123.23	130.12
25	B	837	CLA	O2D-CGD-O1D	-3.48	117.04	123.84
25	A	830	CLA	C1B-CHB-C4A	-3.48	123.23	130.12
27	c	620	LHG	C5-O7-C7	-3.48	109.23	117.79
25	a	306	CLA	C1B-CHB-C4A	-3.48	123.23	130.12
25	m	607	CLA	CMD-C2D-C1D	3.47	130.84	124.71
25	n	302	CLA	CMB-C2B-C1B	-3.47	123.13	128.46
25	l	310	CLA	CMB-C2B-C1B	-3.47	123.13	128.46
32	a	316	II0	C28-C26-C24	3.47	123.71	116.84
27	l	317	LHG	O7-C7-C8	3.47	118.98	111.50
32	l	313	II0	C03-C09-C13	-3.47	117.74	122.63
33	c	619	LMG	O6-C5-C4	3.47	115.99	109.69
35	c	616	IHT	C22-C18-C07	-3.47	117.47	127.20
25	h	304	CLA	O2D-CGD-O1D	-3.47	117.06	123.84
25	s	202	CLA	C1-C2-C3	-3.46	120.05	126.04
25	k	607	CLA	C2D-C1D-ND	-3.46	107.55	110.10
32	d	316	II0	C31-C33-C35	-3.46	116.70	126.42
25	j	607	CLA	C4A-NA-C1A	3.46	108.26	106.71
32	n	319	II0	C19-C13-C11	3.46	120.76	114.36
34	k	612	KC2	C2B-C1B-NB	3.46	112.65	110.10
32	l	302	II0	C20-C14-C12	3.46	120.76	114.36
25	n	314	CLA	C1B-CHB-C4A	-3.46	123.27	130.12
25	n	311	CLA	CMB-C2B-C1B	-3.45	123.16	128.46
32	k	619	II0	C31-C33-C35	-3.45	116.72	126.42
25	A	818	CLA	CMC-C2C-C1C	-3.45	119.78	125.04
25	c	606	CLA	CMB-C2B-C1B	-3.45	123.16	128.46
25	j	607	CLA	CMB-C2B-C1B	-3.45	123.16	128.46
25	a	303	CLA	C1-C2-C3	-3.45	120.08	126.04
25	B	815	CLA	C1B-CHB-C4A	-3.45	123.28	130.12
25	A	814	CLA	C1-C2-C3	-3.45	121.17	126.75
34	k	612	KC2	C3B-C2B-C1B	-3.45	103.78	107.08
25	h	313	CLA	CMB-C2B-C3B	3.45	131.13	124.68
25	n	304	CLA	C1B-CHB-C4A	-3.45	123.29	130.12
32	l	316	II0	C41-C39-C35	-3.44	122.39	127.31
25	k	610	CLA	O2D-CGD-CBD	3.44	117.39	111.27
32	a	318	II0	C20-C14-C10	-3.44	119.67	124.35
25	B	841	CLA	C1-C2-C3	-3.44	120.09	126.04
25	h	308	CLA	CMB-C2B-C1B	-3.44	123.17	128.46
32	d	315	II0	C31-C29-C25	-3.44	116.58	126.58
35	R	203	IHT	C09-C10-C07	-3.44	117.74	122.73
32	i	314	II0	C38-C36-C34	3.44	123.50	118.08

Continued on next page...

Continued from previous page...

Mol	Chain	Res	Type	Atoms	Z	Observed(°)	Ideal(°)
25	m	612	CLA	CMB-C2B-C3B	3.44	131.11	124.68
32	d	314	II0	C20-C14-C12	3.44	120.72	114.36
25	d	309	CLA	CAA-C2A-C3A	-3.43	108.08	116.10
25	l	308	CLA	C1B-CHB-C4A	-3.43	123.32	130.12
32	i	317	II0	C31-C33-C35	-3.43	116.77	126.42
29	a	320	LMT	C1-O1'-C1'	-3.43	108.15	113.84
25	n	310	CLA	CMB-C2B-C3B	3.43	131.10	124.68
32	i	313	II0	C19-C13-C09	-3.43	119.68	124.35
28	h	309	WVN	C20-C23-C25	-3.43	121.05	126.23
28	A	849	WVN	C21-C15-C13	-3.43	120.68	124.53
34	i	319	KC2	CBC-CAC-C3C	-3.43	110.57	127.62
25	B	821	CLA	C1B-CHB-C4A	-3.43	123.33	130.12
25	B	803	CLA	CMB-C2B-C1B	-3.42	123.20	128.46
25	n	308	CLA	C1B-CHB-C4A	-3.42	123.34	130.12
32	d	314	II0	C05-C03-C09	3.42	116.56	109.62
25	n	307	CLA	C1B-CHB-C4A	-3.42	123.34	130.12
25	A	815	CLA	C1B-CHB-C4A	-3.42	123.34	130.12
27	l	317	LHG	C5-O7-C7	-3.42	109.37	117.79
32	k	616	II0	C30-C32-C34	-3.42	112.54	123.22
28	J	101	WVN	C30-C33-C34	-3.42	116.81	126.42
25	m	604	CLA	O2D-CGD-O1D	-3.42	117.15	123.84
25	b	602	CLA	CMB-C2B-C3B	3.42	131.07	124.68
34	s	204	KC2	C3B-C2B-C1B	-3.42	103.81	107.08
28	R	201	WVN	C06-C13-C15	-3.42	117.80	122.61
32	k	616	II0	C28-C26-C24	3.42	123.60	116.84
28	F	203	WVN	C39-C36-C32	-3.41	122.44	127.31
28	l	301	WVN	C04-C09-C05	-3.41	121.58	124.85
25	j	609	CLA	CMB-C2B-C1B	-3.41	123.22	128.46
25	m	602	CLA	C1B-CHB-C4A	-3.41	123.36	130.12
25	c	605	CLA	C1B-CHB-C4A	-3.41	123.36	130.12
25	m	607	CLA	C1B-CHB-C4A	-3.41	123.36	130.12
25	Q	302	CLA	CMB-C2B-C1B	-3.41	123.22	128.46
32	l	316	II0	C04-C10-C14	-3.41	117.82	122.63
25	A	825	CLA	C1B-CHB-C4A	-3.41	123.36	130.12
25	n	305	CLA	O2D-CGD-O1D	-3.41	117.17	123.84
25	l	308	CLA	C2D-C1D-ND	-3.41	107.59	110.10
25	B	808	CLA	C1B-CHB-C4A	-3.41	123.37	130.12
25	B	811	CLA	O2D-CGD-O1D	-3.41	117.18	123.84
27	B	801	LHG	O7-C7-C8	3.41	118.84	111.50
25	b	606	CLA	CMB-C2B-C1B	-3.41	123.23	128.46
25	R	202	CLA	CMB-C2B-C3B	3.41	131.05	124.68
25	A	827	CLA	C1-O2A-CGA	-3.40	107.52	116.44

Continued on next page...

Continued from previous page...

Mol	Chain	Res	Type	Atoms	Z	Observed(°)	Ideal(°)
25	B	819	CLA	CMB-C2B-C3B	3.40	131.04	124.68
35	m	616	IHT	C22-C18-C07	-3.40	117.65	127.20
25	d	309	CLA	O2D-CGD-O1D	-3.40	117.19	123.84
35	a	317	IHT	C18-C22-C23	-3.40	121.10	126.23
28	B	848	WVN	C24-C22-C19	3.40	123.43	118.08
25	A	830	CLA	CMB-C2B-C3B	3.40	131.03	124.68
32	i	313	II0	C31-C33-C35	-3.40	116.88	126.42
25	d	307	CLA	O2D-CGD-O1D	-3.40	117.20	123.84
25	A	853	CLA	O2D-CGD-O1D	-3.40	117.20	123.84
25	i	308	CLA	CMB-C2B-C1B	-3.39	123.25	128.46
34	m	611	KC2	C3B-C2B-C1B	-3.39	103.83	107.08
28	A	849	WVN	C20-C23-C25	-3.39	121.11	126.23
25	d	301	CLA	C1-C2-C3	-3.39	121.27	126.75
28	s	205	WVN	C20-C23-C25	-3.39	121.11	126.23
25	A	810	CLA	C1B-CHB-C4A	-3.39	123.41	130.12
32	j	613	II0	C42-C41-C39	-3.39	116.54	123.47
25	B	807	CLA	O2D-CGD-O1D	-3.39	117.22	123.84
25	c	609	CLA	C1B-CHB-C4A	-3.39	123.41	130.12
25	B	816	CLA	O2D-CGD-O1D	-3.38	117.22	123.84
25	c	604	CLA	C1-C2-C3	-3.38	120.19	126.04
25	B	818	CLA	C1B-CHB-C4A	-3.38	123.42	130.12
34	c	610	KC2	CHB-C4A-NA	3.38	129.53	124.20
25	c	601	CLA	C1-C2-C3	-3.38	120.19	126.04
25	i	306	CLA	O2D-CGD-O1D	-3.38	117.23	123.84
25	A	843	CLA	O2D-CGD-O1D	-3.38	117.23	123.84
25	B	810	CLA	O2D-CGD-O1D	-3.38	117.23	123.84
32	m	618	II0	C19-C13-C09	-3.38	119.76	124.35
32	m	614	II0	C19-C13-C11	3.38	120.61	114.36
25	b	602	CLA	C1B-CHB-C4A	-3.38	123.43	130.12
34	s	201	KC2	C4B-C3B-C2B	-3.38	103.98	106.75
28	l	301	WVN	C20-C23-C25	-3.37	121.14	126.23
34	k	612	KC2	CHB-C4A-NA	3.37	129.52	124.20
35	R	203	IHT	C19-C10-C07	-3.37	120.74	124.53
25	k	609	CLA	C1B-CHB-C4A	-3.37	123.44	130.12
25	k	614	CLA	CAA-C2A-C3A	-3.37	103.55	112.78
25	k	602	CLA	CMD-C2D-C1D	-3.37	118.77	124.71
28	B	844	WVN	C06-C13-C15	-3.37	117.87	122.61
28	L	205	WVN	C06-C13-C15	-3.37	117.87	122.61
25	m	609	CLA	C4A-NA-C1A	3.37	108.22	106.71
35	j	616	IHT	C19-C10-C09	3.37	120.08	113.62
32	n	317	II0	C28-C26-C24	3.37	123.51	116.84
25	k	609	CLA	CMB-C2B-C3B	3.37	130.98	124.68

Continued on next page...

Continued from previous page...

Mol	Chain	Res	Type	Atoms	Z	Observed(°)	Ideal(°)
25	A	856	CLA	CMB-C2B-C1B	-3.37	123.29	128.46
28	i	316	WVN	C23-C20-C13	-3.36	117.75	127.20
25	A	805	CLA	CAA-C2A-C3A	-3.36	103.57	112.78
28	I	101	WVN	C01-C02-C11	-3.36	108.45	112.70
32	a	316	II0	C29-C31-C33	-3.36	112.72	123.22
25	h	313	CLA	CHB-C4A-NA	3.36	129.16	124.51
25	d	305	CLA	C2C-C1C-NC	3.36	113.12	109.97
25	A	855	CLA	C1B-CHB-C4A	-3.36	123.46	130.12
25	k	614	CLA	C1B-CHB-C4A	-3.36	123.46	130.12
32	d	316	II0	C15-C03-C09	-3.36	105.13	110.47
34	l	311	KC2	CAA-CBA-CGA	-3.36	110.00	127.26
25	b	609	CLA	O2D-CGD-O1D	-3.36	117.27	123.84
25	b	601	CLA	O2A-C1-C2	-3.36	99.81	108.64
27	J	107	LHG	O8-C23-C24	3.35	122.43	111.91
28	A	849	WVN	C39-C36-C32	-3.35	122.52	127.31
25	A	819	CLA	CHB-C4A-NA	3.35	129.15	124.51
25	i	311	CLA	CMB-C2B-C3B	3.35	130.95	124.68
32	c	613	II0	C32-C34-C36	-3.35	117.00	126.42
25	A	836	CLA	O2D-CGD-O1D	-3.35	117.29	123.84
32	b	617	II0	C30-C32-C34	-3.35	112.77	123.22
28	L	206	WVN	C33-C34-C37	-3.35	113.80	118.94
25	j	602	CLA	C1B-CHB-C4A	-3.35	123.49	130.12
34	k	612	KC2	CAA-CBA-CGA	-3.35	110.07	127.26
25	B	805	CLA	O2D-CGD-O1D	-3.35	117.30	123.84
25	A	817	CLA	C1B-CHB-C4A	-3.34	123.49	130.12
25	A	834	CLA	O2D-CGD-O1D	-3.34	117.30	123.84
25	F	202	CLA	O2D-CGD-O1D	-3.34	117.30	123.84
32	m	614	II0	C31-C33-C35	-3.34	117.03	126.42
25	B	827	CLA	C1-C2-C3	-3.34	121.34	126.75
28	A	850	WVN	C29-C26-C22	-3.34	122.54	127.31
25	k	604	CLA	C1B-CHB-C4A	-3.34	123.50	130.12
32	i	313	II0	C41-C42-C40	-3.34	116.63	123.47
25	B	804	CLA	CMB-C2B-C3B	3.34	130.93	124.68
25	c	604	CLA	O2D-CGD-O1D	-3.34	117.31	123.84
25	b	611	CLA	CMB-C2B-C1B	-3.34	123.33	128.46
32	a	315	II0	C18-C04-C10	-3.34	105.16	110.47
25	B	838	CLA	CMB-C2B-C3B	3.34	130.92	124.68
25	m	606	CLA	C1B-CHB-C4A	-3.34	123.51	130.12
35	b	615	IHT	C30-C32-C33	-3.34	117.04	126.42
34	k	612	KC2	O2D-CGD-CBD	3.34	117.19	111.27
25	j	604	CLA	C1-C2-C3	-3.34	120.28	126.04
25	s	209	CLA	CMB-C2B-C3B	3.33	130.92	124.68

Continued on next page...

Continued from previous page...

Mol	Chain	Res	Type	Atoms	Z	Observed(°)	Ideal(°)
32	j	615	II0	C19-C13-C09	-3.33	119.82	124.35
32	i	315	II0	C27-C25-C23	3.33	123.44	116.84
25	A	853	CLA	C4A-NA-C1A	3.33	108.20	106.71
28	i	316	WVN	C38-C34-C37	-3.33	118.26	122.92
25	b	605	CLA	CHB-C4A-NA	3.33	129.12	124.51
25	i	309	CLA	CMB-C2B-C1B	-3.33	123.34	128.46
34	l	311	KC2	C2B-C1B-NB	3.33	112.56	110.10
32	m	615	II0	C42-C41-C39	-3.33	116.66	123.47
25	A	843	CLA	CAA-CBA-CGA	-3.32	103.54	113.25
25	B	822	CLA	CHB-C4A-NA	3.32	129.11	124.51
25	k	614	CLA	O2D-CGD-O1D	-3.32	117.34	123.84
25	A	853	CLA	C1B-CHB-C4A	-3.32	123.54	130.12
32	a	318	II0	C32-C34-C36	3.32	135.75	126.42
32	m	615	II0	C20-C14-C10	-3.32	119.84	124.35
25	A	832	CLA	C1B-CHB-C4A	-3.32	123.54	130.12
25	B	814	CLA	C1B-CHB-C4A	-3.32	123.54	130.12
25	B	833	CLA	C1B-CHB-C4A	-3.32	123.54	130.12
28	L	206	WVN	C38-C34-C37	-3.32	118.28	122.92
28	L	205	WVN	C14-C15-C13	-3.32	117.92	122.73
25	B	811	CLA	CHB-C4A-NA	3.32	129.10	124.51
28	i	316	WVN	C40-C37-C34	-3.32	122.58	127.31
25	m	604	CLA	C1B-CHB-C4A	-3.31	123.55	130.12
25	Q	302	CLA	C1B-CHB-C4A	-3.31	123.55	130.12
25	A	822	CLA	CMB-C2B-C1B	-3.31	123.37	128.46
25	m	605	CLA	CMB-C2B-C3B	3.31	130.88	124.68
25	k	602	CLA	CMD-C2D-C3D	3.31	135.24	127.61
25	c	603	CLA	C1B-CHB-C4A	-3.31	123.55	130.12
34	k	611	KC2	CHB-C4A-NA	3.31	129.42	124.20
34	d	311	KC2	O2D-CGD-O1D	-3.31	117.36	123.84
28	A	848	WVN	C39-C40-C37	-3.31	116.69	123.47
25	a	305	CLA	CMB-C2B-C3B	3.31	130.87	124.68
25	A	838	CLA	C1B-CHB-C4A	-3.31	123.56	130.12
25	b	602	CLA	C1-C2-C3	-3.31	120.32	126.04
25	L	202	CLA	C1B-CHB-C4A	-3.31	123.56	130.12
25	h	313	CLA	C1B-CHB-C4A	-3.31	123.56	130.12
25	B	824	CLA	C1-C2-C3	-3.31	120.32	126.04
32	k	616	II0	C11-C13-C09	-3.30	113.07	120.57
25	L	204	CLA	CMB-C2B-C3B	3.30	130.86	124.68
32	j	614	II0	C38-C36-C34	3.30	123.28	118.08
35	n	318	IHT	C20-C15-C12	3.30	120.47	114.36
25	B	808	CLA	CMB-C2B-C1B	-3.30	123.39	128.46
34	i	319	KC2	O2D-CGD-CBD	3.30	117.14	111.27

Continued on next page...

Continued from previous page...

Mol	Chain	Res	Type	Atoms	Z	Observed(°)	Ideal(°)
35	k	618	IHT	C19-C10-C09	3.30	119.96	113.62
32	n	319	II0	C41-C42-C40	-3.30	116.71	123.47
25	A	824	CLA	O2D-CGD-O1D	-3.30	117.39	123.84
35	c	616	IHT	C03-C11-C15	-3.30	117.97	122.63
34	l	311	KC2	CHB-C4A-NA	3.30	129.40	124.20
25	L	203	CLA	CMB-C2B-C3B	3.30	130.85	124.68
25	a	307	CLA	CMB-C2B-C1B	-3.30	123.40	128.46
25	l	303	CLA	CMB-C2B-C1B	-3.30	123.40	128.46
32	k	615	II0	C41-C42-C40	-3.30	116.72	123.47
25	n	310	CLA	C4-C3-C5	3.30	120.81	115.27
32	n	301	II0	C18-C04-C10	-3.29	105.23	110.47
25	i	312	CLA	C1B-CHB-C4A	-3.29	123.59	130.12
32	h	310	II0	C31-C33-C35	-3.29	117.17	126.42
27	a	319	LHG	O7-C7-C8	3.29	118.60	111.50
25	A	837	CLA	CMB-C2B-C3B	3.29	130.84	124.68
25	j	605	CLA	CHB-C4A-NA	3.29	129.06	124.51
25	a	313	CLA	C1B-CHB-C4A	-3.29	123.60	130.12
35	b	615	IHT	C19-C10-C09	3.29	119.94	113.62
32	l	314	II0	C20-C14-C12	3.29	120.45	114.36
25	A	816	CLA	O2D-CGD-CBD	3.29	117.11	111.27
25	A	804	CLA	O2D-CGD-O1D	-3.29	117.41	123.84
25	B	840	CLA	O2D-CGD-O1D	-3.29	117.41	123.84
32	l	302	II0	C41-C42-C40	-3.29	116.74	123.47
25	d	305	CLA	C4A-NA-C1A	3.29	108.18	106.71
25	k	601	CLA	CMB-C2B-C1B	-3.28	123.42	128.46
25	l	312	CLA	CMB-C2B-C3B	3.28	130.82	124.68
34	i	310	KC2	CAA-CBA-CGA	-3.28	110.39	127.26
28	i	316	WVN	C33-C34-C37	3.28	123.98	118.94
25	A	809	CLA	C1B-CHB-C4A	-3.28	123.62	130.12
25	n	305	CLA	C4A-NA-C1A	3.28	108.18	106.71
25	A	832	CLA	O2D-CGD-CBD	3.28	117.10	111.27
33	c	619	LMG	O1-C1-C2	3.28	113.42	108.30
25	B	829	CLA	C1B-CHB-C4A	-3.28	123.62	130.12
25	B	817	CLA	C1B-CHB-C4A	-3.28	123.63	130.12
25	b	601	CLA	CMB-C2B-C3B	3.28	130.81	124.68
32	m	615	II0	C03-C09-C13	-3.28	118.01	122.63
25	a	304	CLA	C1B-CHB-C4A	-3.28	123.63	130.12
25	h	302	CLA	C1B-CHB-C4A	-3.28	123.63	130.12
25	A	835	CLA	CMB-C2B-C1B	-3.27	123.43	128.46
25	i	309	CLA	O2D-CGD-O1D	-3.27	117.44	123.84
28	B	846	WVN	C07-C01-C02	3.27	114.50	109.55
28	A	850	WVN	C06-C13-C20	3.27	125.03	115.78

Continued on next page...

Continued from previous page...

Mol	Chain	Res	Type	Atoms	Z	Observed(°)	Ideal(°)
34	s	201	KC2	C2A-C3A-C4A	-3.27	104.06	106.49
28	B	846	WVN	C26-C29-C31	-3.27	113.01	123.22
32	m	618	II0	C16-C03-C09	-3.27	105.27	110.47
25	h	301	CLA	O2D-CGD-O1D	-3.27	117.44	123.84
25	n	314	CLA	CMB-C2B-C3B	3.27	130.79	124.68
34	k	612	KC2	O2D-CGD-O1D	-3.27	117.45	123.84
32	h	312	II0	C19-C13-C11	3.27	120.41	114.36
28	A	850	WVN	C30-C33-C34	-3.26	117.25	126.42
32	b	613	II0	C20-C14-C12	3.26	120.40	114.36
34	n	312	KC2	C2B-C1B-NB	3.26	112.51	110.10
32	n	315	II0	C41-C39-C35	-3.26	122.66	127.31
25	b	608	CLA	CMB-C2B-C3B	3.26	130.78	124.68
34	s	204	KC2	C2A-C1A-NA	3.26	114.63	109.40
25	B	837	CLA	C1B-CHB-C4A	-3.26	123.67	130.12
35	k	618	IHT	C20-C15-C11	-3.26	119.92	124.35
25	A	829	CLA	C1B-CHB-C4A	-3.26	123.67	130.12
28	L	205	WVN	C20-C23-C25	-3.26	121.32	126.23
25	j	606	CLA	CMB-C2B-C3B	3.25	130.77	124.68
25	h	313	CLA	O2D-CGD-O1D	-3.25	117.48	123.84
28	L	205	WVN	C04-C09-C05	-3.25	121.73	124.85
25	j	602	CLA	O2D-CGD-O1D	-3.25	117.49	123.84
25	m	610	CLA	O2D-CGD-O1D	-3.25	117.49	123.84
32	d	316	II0	C16-C03-C15	-3.25	98.56	108.53
32	j	614	II0	C28-C26-C24	3.25	123.27	116.84
32	m	618	II0	C41-C42-C40	-3.25	116.82	123.47
32	a	314	II0	C41-C42-C40	-3.25	116.83	123.47
25	d	301	CLA	C1B-CHB-C4A	-3.25	123.69	130.12
25	B	832	CLA	O2D-CGD-O1D	-3.25	117.49	123.84
28	I	101	WVN	C07-C01-C02	3.24	114.46	109.55
28	l	301	WVN	C26-C29-C31	-3.24	113.10	123.22
28	s	207	WVN	C23-C20-C13	-3.24	118.09	127.20
32	m	618	II0	C06-C04-C10	3.24	116.18	109.62
28	L	205	WVN	C21-C15-C13	-3.23	120.90	124.53
28	B	846	WVN	C40-C37-C34	-3.23	122.69	127.31
25	B	818	CLA	CMB-C2B-C3B	3.23	130.72	124.68
25	B	822	CLA	C5-C3-C2	3.23	127.65	121.12
25	m	608	CLA	CHD-C1D-ND	-3.23	121.49	124.45
25	d	302	CLA	C1B-CHB-C4A	-3.23	123.72	130.12
34	m	611	KC2	O2D-CGD-CBD	3.23	117.00	111.27
28	i	316	WVN	C04-C09-C05	-3.23	121.76	124.85
28	I	101	WVN	C30-C28-C25	-3.23	122.70	127.31
25	m	613	CLA	C1B-CHB-C4A	-3.23	123.73	130.12

Continued on next page...

Continued from previous page...

Mol	Chain	Res	Type	Atoms	Z	Observed(°)	Ideal(°)
32	j	614	II0	C04-C10-C14	-3.23	118.08	122.63
28	J	102	WVN	C28-C30-C33	-3.23	113.15	123.22
32	n	316	II0	C32-C34-C36	-3.22	117.36	126.42
25	l	307	CLA	CMB-C2B-C1B	-3.22	123.51	128.46
25	A	810	CLA	CMB-C2B-C3B	3.22	130.71	124.68
34	n	313	KC2	C2A-C1A-NA	3.22	114.57	109.40
35	c	616	IHT	C19-C10-C07	-3.22	120.91	124.53
25	a	307	CLA	CAC-C3C-C4C	3.22	128.99	124.81
32	n	316	II0	C41-C42-C40	-3.22	116.87	123.47
32	b	614	II0	C20-C14-C12	3.22	120.32	114.36
28	B	848	WVN	C19-C22-C26	-3.22	114.00	118.94
25	K	102	CLA	CMB-C2B-C1B	-3.22	123.51	128.46
25	m	607	CLA	CMD-C2D-C3D	-3.22	120.21	127.61
25	B	823	CLA	C1-C2-C3	-3.22	120.47	126.04
32	h	311	II0	C42-C41-C39	-3.22	116.88	123.47
25	A	842	CLA	CMB-C2B-C1B	-3.22	123.52	128.46
32	h	312	II0	C20-C14-C10	-3.22	119.98	124.35
28	h	309	WVN	C40-C37-C34	-3.22	122.72	127.31
25	B	839	CLA	O2D-CGD-O1D	-3.22	117.55	123.84
32	j	614	II0	C20-C14-C12	3.22	120.31	114.36
28	J	101	WVN	C23-C25-C28	3.21	123.87	118.94
28	L	201	WVN	C30-C28-C25	-3.21	122.72	127.31
32	i	314	II0	C41-C42-C40	-3.21	116.89	123.47
25	d	308	CLA	C1B-CHB-C4A	-3.21	123.76	130.12
35	b	616	IHT	C36-C33-C37	-3.21	118.43	122.92
25	B	841	CLA	O2D-CGD-O1D	-3.21	117.56	123.84
25	B	822	CLA	O2D-CGD-O1D	-3.21	117.57	123.84
28	B	847	WVN	C02-C05-C09	-3.21	117.52	121.47
34	l	311	KC2	C2A-C1A-NA	3.21	114.55	109.40
32	m	614	II0	C27-C25-C23	3.21	123.19	116.84
28	B	847	WVN	C39-C36-C32	-3.20	122.74	127.31
25	K	101	CLA	C1-C2-C3	-3.20	120.50	126.04
25	h	306	CLA	CMB-C2B-C3B	3.20	130.67	124.68
25	i	306	CLA	CMB-C2B-C3B	3.20	130.67	124.68
25	j	604	CLA	CHD-C1D-ND	-3.20	121.51	124.45
25	B	827	CLA	CMB-C2B-C1B	-3.20	123.54	128.46
32	m	618	II0	C31-C29-C25	-3.20	117.28	126.58
28	I	101	WVN	C23-C20-C13	-3.20	118.21	127.20
34	n	313	KC2	CBD-CHA-C1A	3.20	134.85	128.88
32	k	616	II0	C31-C33-C35	-3.20	117.42	126.42
32	k	617	II0	C27-C25-C23	3.20	123.18	116.84
25	h	305	CLA	C1B-CHB-C4A	-3.20	123.78	130.12

Continued on next page...

Continued from previous page...

Mol	Chain	Res	Type	Atoms	Z	Observed(°)	Ideal(°)
25	A	839	CLA	O2D-CGD-O1D	-3.20	117.58	123.84
25	n	303	CLA	O2D-CGD-O1D	-3.20	117.58	123.84
25	m	607	CLA	O2D-CGD-O1D	-3.20	117.58	123.84
35	j	616	IHT	C20-C15-C12	3.20	120.28	114.36
25	i	312	CLA	CHB-C4A-NA	3.20	128.93	124.51
27	B	801	LHG	C5-O7-C7	-3.20	109.92	117.79
25	B	828	CLA	C1B-CHB-C4A	-3.20	123.79	130.12
25	b	604	CLA	C1B-CHB-C4A	-3.20	123.79	130.12
25	A	855	CLA	CMB-C2B-C1B	-3.19	123.55	128.46
32	m	615	II0	C34-C36-C40	-3.19	114.04	118.94
32	n	315	II0	C32-C34-C36	-3.19	117.44	126.42
25	h	307	CLA	C1B-CHB-C4A	-3.19	123.79	130.12
32	b	613	II0	C19-C13-C11	3.19	120.27	114.36
28	F	204	WVN	C04-C09-C05	-3.19	121.79	124.85
25	B	809	CLA	C1B-CHB-C4A	-3.19	123.80	130.12
33	s	208	LMG	C8-O7-C10	-3.19	109.93	117.79
25	m	608	CLA	CMB-C2B-C1B	-3.19	123.56	128.46
25	i	312	CLA	CAA-C2A-C3A	-3.19	104.04	112.78
34	j	610	KC2	O2D-CGD-CBD	3.19	116.94	111.27
25	b	603	CLA	CHB-C4A-NA	3.19	128.93	124.51
32	J	104	II0	C41-C42-C40	-3.19	116.94	123.47
25	c	601	CLA	C1B-CHB-C4A	-3.19	123.80	130.12
25	B	813	CLA	O2D-CGD-O1D	-3.19	117.60	123.84
25	A	839	CLA	C1B-CHB-C4A	-3.19	123.80	130.12
32	k	617	II0	C20-C14-C10	-3.19	120.02	124.35
25	A	843	CLA	CHB-C4A-NA	3.19	128.92	124.51
32	m	615	II0	C20-C14-C12	3.19	120.26	114.36
25	A	803	CLA	C1B-CHB-C4A	-3.19	123.81	130.12
32	c	614	II0	C30-C32-C34	-3.19	113.27	123.22
25	B	834	CLA	C1B-CHB-C4A	-3.19	123.81	130.12
32	b	617	II0	C06-C04-C10	3.18	116.07	109.62
25	a	304	CLA	CMB-C2B-C1B	-3.18	123.57	128.46
28	B	846	WVN	C30-C33-C34	-3.18	117.48	126.42
32	j	614	II0	C31-C33-C35	-3.18	117.48	126.42
25	B	829	CLA	CMB-C2B-C1B	-3.18	123.58	128.46
32	d	314	II0	C06-C08-C12	3.18	114.65	110.30
25	d	308	CLA	CMA-C3A-C2A	-3.17	108.69	116.10
28	B	849	WVN	C24-C22-C19	3.17	123.08	118.08
28	B	847	WVN	C10-C06-C13	3.17	115.37	110.48
26	B	842	PQN	C14-C13-C15	3.17	120.61	115.27
25	b	611	CLA	C1B-CHB-C4A	-3.17	123.84	130.12
25	h	305	CLA	CMB-C2B-C3B	3.17	130.61	124.68

Continued on next page...

Continued from previous page...

Mol	Chain	Res	Type	Atoms	Z	Observed(°)	Ideal(°)
25	a	310	CLA	C1B-CHB-C4A	-3.17	123.84	130.12
25	m	602	CLA	O2D-CGD-O1D	-3.17	117.64	123.84
25	a	313	CLA	CMB-C2B-C3B	3.17	130.61	124.68
34	k	613	KC2	CHB-C4A-NA	3.17	129.20	124.20
27	b	619	LHG	C5-O7-C7	-3.17	109.99	117.79
25	A	809	CLA	CMB-C2B-C3B	3.17	130.60	124.68
32	k	615	II0	C04-C10-C14	-3.16	118.17	122.63
25	h	308	CLA	C1B-CHB-C4A	-3.16	123.86	130.12
25	B	808	CLA	C1-C2-C3	-3.16	120.58	126.04
25	d	303	CLA	C1B-CHB-C4A	-3.16	123.86	130.12
25	A	806	CLA	CMB-C2B-C1B	-3.16	123.61	128.46
25	B	811	CLA	CMB-C2B-C3B	3.16	130.58	124.68
32	j	615	II0	C27-C25-C23	3.15	123.09	116.84
25	B	812	CLA	O2D-CGD-O1D	-3.15	117.67	123.84
25	s	206	CLA	C1B-CHB-C4A	-3.15	123.87	130.12
25	B	830	CLA	O2D-CGD-O1D	-3.15	117.67	123.84
25	A	856	CLA	O2D-CGD-O1D	-3.15	117.67	123.84
34	m	611	KC2	C3D-CAD-CBD	-3.15	103.45	107.61
28	J	102	WVN	C20-C23-C25	-3.15	121.47	126.23
25	B	820	CLA	CMB-C2B-C1B	-3.15	123.62	128.46
25	s	202	CLA	C2D-C1D-ND	-3.15	107.78	110.10
25	B	815	CLA	CHD-C1D-ND	-3.15	121.56	124.45
25	B	836	CLA	CAC-C3C-C2C	-3.15	122.14	127.53
25	i	303	CLA	C1-C2-C3	-3.15	121.66	126.75
34	j	610	KC2	C3B-C2B-C1B	-3.15	104.07	107.08
25	B	830	CLA	CAA-CBA-CGA	-3.15	104.06	113.25
25	h	301	CLA	CMB-C2B-C3B	3.15	130.57	124.68
25	A	828	CLA	C1B-CHB-C4A	-3.15	123.88	130.12
25	A	812	CLA	CHB-C4A-NA	3.15	128.86	124.51
25	k	606	CLA	CMB-C2B-C1B	-3.15	123.63	128.46
25	k	610	CLA	CMB-C2B-C1B	-3.15	123.63	128.46
25	A	813	CLA	C1B-CHB-C4A	-3.15	123.89	130.12
25	k	606	CLA	CHD-C1D-ND	-3.14	121.57	124.45
28	M	101	WVN	C01-C02-C11	-3.14	108.73	112.70
25	b	604	CLA	O2D-CGD-O1D	-3.14	117.71	123.84
25	c	608	CLA	CMC-C2C-C1C	3.14	129.81	125.04
25	B	814	CLA	CHB-C4A-NA	3.13	128.85	124.51
32	l	302	II0	C37-C35-C33	3.13	123.02	118.08
25	m	610	CLA	CMB-C2B-C3B	3.13	130.54	124.68
34	k	611	KC2	O2D-CGD-O1D	-3.13	117.71	123.84
25	B	819	CLA	O2D-CGD-O1D	-3.13	117.71	123.84
25	B	830	CLA	CMB-C2B-C3B	3.13	130.54	124.68

Continued on next page...

Continued from previous page...

Mol	Chain	Res	Type	Atoms	Z	Observed(°)	Ideal(°)
28	s	205	WVN	C28-C30-C33	-3.13	113.45	123.22
32	i	314	II0	C32-C34-C36	-3.13	117.62	126.42
32	k	619	II0	C05-C07-C11	3.13	114.59	110.30
25	A	843	CLA	CAA-C2A-C3A	-3.13	104.21	112.78
25	A	821	CLA	C1B-CHB-C4A	-3.13	123.92	130.12
32	k	616	II0	C18-C04-C10	-3.13	105.50	110.47
25	b	611	CLA	O2D-CGD-O1D	-3.13	117.72	123.84
25	m	613	CLA	CMC-C2C-C3C	3.13	134.61	126.12
32	k	619	II0	C17-C04-C10	-3.13	105.50	110.47
32	d	316	II0	C42-C40-C36	-3.13	122.85	127.31
32	d	316	II0	C41-C42-C40	-3.13	117.07	123.47
25	a	303	CLA	O2D-CGD-O1D	-3.13	117.73	123.84
25	j	612	CLA	C1B-CHB-C4A	-3.13	123.93	130.12
25	n	306	CLA	CHB-C4A-NA	3.12	128.83	124.51
25	c	609	CLA	O2D-CGD-O1D	-3.12	117.73	123.84
25	J	103	CLA	CHB-C4A-NA	3.12	128.83	124.51
25	A	808	CLA	C1B-CHB-C4A	-3.12	123.93	130.12
34	l	311	KC2	CBC-CAC-C3C	-3.12	112.08	127.62
25	J	103	CLA	CMB-C2B-C3B	3.12	130.52	124.68
32	j	613	II0	C06-C04-C10	3.12	115.95	109.62
25	b	605	CLA	CMB-C2B-C1B	-3.12	123.67	128.46
25	m	610	CLA	CHB-C4A-NA	3.12	128.83	124.51
25	B	834	CLA	CMB-C2B-C1B	-3.12	123.67	128.46
25	a	310	CLA	O2D-CGD-O1D	-3.12	117.74	123.84
25	n	303	CLA	CHB-C4A-NA	3.12	128.82	124.51
25	l	304	CLA	C2D-C1D-ND	-3.12	107.81	110.10
25	l	306	CLA	CMB-C2B-C3B	3.12	130.51	124.68
25	d	307	CLA	CMB-C2B-C3B	3.12	130.51	124.68
32	c	614	II0	C29-C31-C33	-3.12	113.49	123.22
28	A	847	WVN	C39-C40-C37	-3.12	117.09	123.47
32	l	302	II0	C29-C31-C33	-3.12	113.49	123.22
26	A	844	PQN	C14-C13-C15	3.12	120.51	115.27
25	A	823	CLA	CMB-C2B-C1B	-3.11	123.68	128.46
25	A	831	CLA	CMB-C2B-C1B	-3.11	123.68	128.46
25	B	804	CLA	CAA-CBA-CGA	-3.11	104.16	113.25
35	n	318	IHT	C19-C10-C09	3.11	119.59	113.62
25	m	603	CLA	C1B-CHB-C4A	-3.11	123.96	130.12
25	B	838	CLA	O2D-CGD-O1D	-3.11	117.76	123.84
25	s	203	CLA	O2D-CGD-CBD	3.11	116.79	111.27
35	m	616	IHT	C19-C10-C07	-3.11	121.04	124.53
25	B	830	CLA	CHD-C1D-ND	-3.11	121.60	124.45
28	L	201	WVN	C01-C02-C11	-3.11	108.77	112.70

Continued on next page...

Continued from previous page...

Mol	Chain	Res	Type	Atoms	Z	Observed(°)	Ideal(°)
28	F	204	WVN	C26-C29-C31	-3.11	113.52	123.22
25	A	801	CLA	O2D-CGD-O1D	-3.11	117.77	123.84
25	d	309	CLA	CMB-C2B-C3B	3.10	130.49	124.68
25	h	307	CLA	CMB-C2B-C1B	-3.10	123.69	128.46
25	i	302	CLA	C1B-CHB-C4A	-3.10	123.97	130.12
25	d	308	CLA	O2D-CGD-O1D	-3.10	117.77	123.84
25	A	804	CLA	CHB-C4A-NA	3.10	128.80	124.51
35	R	203	IHT	C25-C23-C27	-3.10	118.58	122.92
25	n	307	CLA	CMB-C2B-C1B	-3.10	123.70	128.46
25	A	855	CLA	O2D-CGD-CBD	3.10	116.78	111.27
28	B	847	WVN	C29-C31-C32	3.10	135.12	126.42
32	m	615	II0	C29-C31-C33	-3.10	113.55	123.22
25	B	819	CLA	C1B-CHB-C4A	-3.10	123.98	130.12
25	B	836	CLA	C1B-CHB-C4A	-3.10	123.98	130.12
25	B	850	CLA	C2D-C1D-ND	-3.10	107.82	110.10
32	c	615	II0	C42-C41-C39	-3.10	117.13	123.47
32	n	317	II0	C32-C34-C36	-3.10	117.72	126.42
32	n	316	II0	C20-C14-C12	3.09	120.09	114.36
25	A	818	CLA	CBC-CAC-C3C	3.09	120.96	112.43
28	F	203	WVN	C01-C02-C11	-3.09	108.79	112.70
25	B	812	CLA	CMB-C2B-C1B	-3.09	123.71	128.46
25	F	201	CLA	CBC-CAC-C3C	3.09	120.96	112.43
32	c	613	II0	C38-C36-C34	3.09	122.95	118.08
27	J	106	LHG	O7-C7-C8	3.09	118.16	111.50
25	m	612	CLA	CAA-C2A-C3A	-3.09	104.31	112.78
28	l	301	WVN	C19-C22-C26	-3.09	114.20	118.94
25	A	836	CLA	CAA-CBA-CGA	-3.09	104.22	113.25
25	i	309	CLA	C1B-CHB-C4A	-3.09	124.00	130.12
25	K	101	CLA	CMB-C2B-C3B	3.09	130.46	124.68
28	L	205	WVN	C40-C39-C36	-3.09	117.15	123.47
25	j	607	CLA	CMB-C2B-C3B	3.09	130.45	124.68
28	l	315	WVN	C04-C09-C05	-3.09	121.89	124.85
32	n	316	II0	C27-C25-C23	3.09	122.95	116.84
25	b	603	CLA	C1-C2-C3	-3.09	120.71	126.04
25	A	854	CLA	C1B-CHB-C4A	-3.09	124.01	130.12
25	m	601	CLA	CMB-C2B-C3B	3.09	130.45	124.68
25	B	823	CLA	O2D-CGD-O1D	-3.09	117.81	123.84
31	B	843	DGD	O6D-C5D-C6D	3.09	112.89	106.67
25	i	306	CLA	C1B-CHB-C4A	-3.08	124.01	130.12
35	c	616	IHT	C20-C15-C12	3.08	120.07	114.36
34	j	610	KC2	CBC-CAC-C3C	-3.08	112.28	127.62
25	B	804	CLA	CBC-CAC-C3C	3.08	120.93	112.43

Continued on next page...

Continued from previous page...

Mol	Chain	Res	Type	Atoms	Z	Observed(°)	Ideal(°)
35	m	616	IHT	C30-C32-C33	-3.08	117.76	126.42
28	i	316	WVN	C21-C15-C14	3.08	119.54	113.62
25	n	304	CLA	CHB-C4A-NA	3.08	128.77	124.51
25	j	611	CLA	O2D-CGD-O1D	-3.08	117.81	123.84
25	A	819	CLA	O2D-CGD-O1D	-3.08	117.81	123.84
28	h	309	WVN	C30-C28-C25	-3.08	122.91	127.31
25	d	312	CLA	C1B-CHB-C4A	-3.08	124.02	130.12
28	B	848	WVN	C27-C25-C23	-3.08	113.23	118.08
25	k	605	CLA	C2A-C1A-CHA	3.08	129.24	123.86
33	b	620	LMG	C4-C3-C2	3.08	116.19	110.82
25	B	850	CLA	CMB-C2B-C3B	3.08	130.43	124.68
28	B	844	WVN	C28-C30-C33	-3.07	113.62	123.22
28	s	205	WVN	C26-C29-C31	-3.07	113.62	123.22
25	A	820	CLA	O2D-CGD-O1D	-3.07	117.83	123.84
35	b	615	IHT	C04-C02-C07	3.07	115.21	110.48
25	B	804	CLA	O2D-CGD-O1D	-3.07	117.83	123.84
25	d	303	CLA	O2D-CGD-O1D	-3.07	117.83	123.84
25	l	309	CLA	C4A-NA-C1A	3.07	108.09	106.71
35	j	616	IHT	C41-C40-C37	-3.07	117.18	123.47
25	B	840	CLA	CHB-C4A-NA	3.07	128.76	124.51
34	j	610	KC2	CAB-C3B-C2B	3.07	138.71	128.60
25	b	608	CLA	O2D-CGD-O1D	-3.07	117.84	123.84
25	A	811	CLA	CMB-C2B-C1B	-3.07	123.75	128.46
25	i	303	CLA	CHB-C4A-NA	3.07	128.75	124.51
25	A	836	CLA	C1B-CHB-C4A	-3.07	124.04	130.12
25	A	838	CLA	O2D-CGD-O1D	-3.07	117.84	123.84
28	A	849	WVN	C28-C30-C33	-3.06	113.65	123.22
25	j	607	CLA	O2D-CGD-O1D	-3.06	117.85	123.84
35	a	317	IHT	C09-C10-C07	-3.06	118.28	122.73
34	m	611	KC2	C2A-C1A-NA	3.06	114.31	109.40
25	B	825	CLA	C1B-CHB-C4A	-3.06	124.05	130.12
25	c	606	CLA	C2A-C1A-CHA	3.06	129.21	123.86
32	n	301	II0	C28-C26-C24	3.06	122.90	116.84
34	n	312	KC2	CBC-CAC-C3C	-3.06	112.39	127.62
25	A	829	CLA	O2D-CGD-O1D	-3.06	117.85	123.84
25	B	820	CLA	O2D-CGD-O1D	-3.06	117.85	123.84
25	k	607	CLA	C4A-NA-C1A	3.06	108.08	106.71
32	i	317	II0	C15-C03-C09	-3.06	105.60	110.47
25	A	802	CLA	CHB-C4A-NA	3.06	128.74	124.51
25	i	311	CLA	O2D-CGD-O1D	-3.06	117.86	123.84
25	B	837	CLA	CMB-C2B-C3B	3.06	130.40	124.68
25	k	604	CLA	CHB-C4A-NA	3.06	128.74	124.51

Continued on next page...

Continued from previous page...

Mol	Chain	Res	Type	Atoms	Z	Observed(°)	Ideal(°)
32	a	314	II0	C20-C14-C12	3.06	120.02	114.36
32	m	618	II0	C31-C33-C35	-3.06	117.83	126.42
34	i	310	KC2	C3B-C2B-C1B	-3.06	104.16	107.08
35	b	615	IHT	C22-C18-C07	-3.05	118.62	127.20
25	B	824	CLA	C1B-CHB-C4A	-3.05	124.07	130.12
25	h	306	CLA	C1B-CHB-C4A	-3.05	124.07	130.12
25	c	601	CLA	CMB-C2B-C3B	3.05	130.39	124.68
25	a	304	CLA	C4A-NA-C1A	3.05	108.08	106.71
25	s	202	CLA	C2A-C1A-CHA	3.05	129.19	123.86
25	l	304	CLA	C1B-CHB-C4A	-3.05	124.08	130.12
25	j	612	CLA	O2D-CGD-O1D	-3.05	117.88	123.84
28	B	844	WVN	C39-C36-C32	-3.05	122.96	127.31
25	A	829	CLA	CMB-C2B-C3B	3.05	130.38	124.68
32	c	615	II0	C31-C29-C25	-3.05	117.74	126.58
32	l	302	II0	C20-C14-C10	-3.05	120.21	124.35
25	k	608	CLA	CMB-C2B-C1B	-3.04	123.78	128.46
25	b	608	CLA	C11-C12-C13	-3.04	106.08	115.92
35	b	615	IHT	C09-C10-C07	-3.04	118.32	122.73
34	k	612	KC2	C2A-C1A-NA	3.04	114.28	109.40
25	B	815	CLA	O2D-CGD-O1D	-3.04	117.90	123.84
34	d	310	KC2	O2D-CGD-O1D	-3.04	117.90	123.84
32	n	319	II0	C20-C14-C12	3.04	119.98	114.36
25	n	303	CLA	CMB-C2B-C1B	-3.04	123.80	128.46
34	k	613	KC2	C3B-C2B-C1B	-3.04	104.18	107.08
32	n	317	II0	C20-C14-C10	-3.04	120.22	124.35
25	m	606	CLA	CMB-C2B-C1B	-3.04	123.80	128.46
25	m	606	CLA	O2D-CGD-O1D	-3.03	117.91	123.84
25	h	302	CLA	C1-C2-C3	-3.03	121.84	126.75
25	a	310	CLA	CMB-C2B-C1B	-3.03	123.80	128.46
25	k	608	CLA	C1B-CHB-C4A	-3.03	124.11	130.12
28	i	316	WVN	C07-C01-C02	3.03	114.14	109.55
32	k	616	II0	C38-C36-C34	3.03	122.86	118.08
25	A	856	CLA	CHB-C4A-NA	3.03	128.71	124.51
25	A	822	CLA	C1B-CHB-C4A	-3.03	124.11	130.12
32	n	319	II0	C42-C40-C36	-3.03	122.99	127.31
25	k	610	CLA	C1B-CHB-C4A	-3.03	124.12	130.12
25	B	827	CLA	C1B-CHB-C4A	-3.03	124.12	130.12
25	b	612	CLA	C1B-CHB-C4A	-3.03	124.12	130.12
25	A	823	CLA	O2D-CGD-O1D	-3.03	117.92	123.84
28	I	101	WVN	C28-C30-C33	-3.03	113.77	123.22
25	c	612	CLA	O2D-CGD-O1D	-3.03	117.92	123.84
25	l	309	CLA	C1B-CHB-C4A	-3.03	124.12	130.12

Continued on next page...

Continued from previous page...

Mol	Chain	Res	Type	Atoms	Z	Observed(°)	Ideal(°)
34	d	310	KC2	C3B-C2B-C1B	-3.03	104.19	107.08
25	k	605	CLA	CHB-C4A-NA	3.02	128.69	124.51
25	h	308	CLA	O2D-CGD-O1D	-3.02	117.92	123.84
25	A	803	CLA	CHB-C4A-NA	3.02	128.69	124.51
25	A	831	CLA	C1B-CHB-C4A	-3.02	124.13	130.12
25	b	611	CLA	C1-C2-C3	-3.02	120.81	126.04
25	n	302	CLA	C1B-CHB-C4A	-3.02	124.13	130.12
25	m	609	CLA	C1B-CHB-C4A	-3.02	124.13	130.12
35	b	615	IHT	C20-C15-C12	3.02	119.95	114.36
25	j	609	CLA	C1B-CHB-C4A	-3.02	124.14	130.12
25	k	607	CLA	C1B-CHB-C4A	-3.02	124.14	130.12
25	b	609	CLA	CHB-C4A-NA	3.02	128.69	124.51
28	B	847	WVN	C31-C32-C36	-3.02	114.31	118.94
25	B	805	CLA	CHB-C4A-NA	3.01	128.68	124.51
32	h	312	II0	C06-C04-C10	3.01	115.73	109.62
25	A	830	CLA	C1-C2-C3	-3.01	121.88	126.75
25	h	308	CLA	CMB-C2B-C3B	3.01	130.31	124.68
25	A	804	CLA	C1B-CHB-C4A	-3.01	124.15	130.12
28	B	849	WVN	C21-C15-C13	-3.01	121.15	124.53
25	A	807	CLA	CHB-C4A-NA	3.01	128.68	124.51
25	B	838	CLA	CHB-C4A-NA	3.01	128.68	124.51
34	n	312	KC2	O2D-CGD-CBD	3.01	116.62	111.27
25	c	612	CLA	C1B-CHB-C4A	-3.01	124.16	130.12
25	j	609	CLA	CMB-C2B-C3B	3.01	130.31	124.68
34	d	311	KC2	C2A-C1A-NA	3.01	114.23	109.40
25	B	809	CLA	CMB-C2B-C3B	3.01	130.31	124.68
28	R	201	WVN	C39-C40-C37	-3.01	117.31	123.47
34	n	312	KC2	C3B-C2B-C1B	-3.01	104.20	107.08
32	h	312	II0	C42-C40-C36	-3.01	123.02	127.31
25	l	306	CLA	C1-C2-C3	-3.01	120.84	126.04
25	b	609	CLA	C1-C2-C3	-3.01	120.84	126.04
25	F	202	CLA	C1-C2-C3	-3.00	120.85	126.04
32	i	314	II0	C19-C13-C11	3.00	119.92	114.36
34	l	311	KC2	CBA-CAA-C2A	3.00	136.73	125.27
25	i	308	CLA	CMB-C2B-C3B	3.00	130.30	124.68
25	k	607	CLA	O2A-CGA-O1A	-3.00	116.01	123.59
28	F	204	WVN	C39-C40-C37	3.00	129.63	123.47
35	n	318	IHT	C36-C33-C37	-3.00	118.72	122.92
28	F	204	WVN	C20-C13-C15	-3.00	114.19	121.46
25	b	612	CLA	CHB-C4A-NA	3.00	128.66	124.51
32	c	614	II0	C19-C13-C11	3.00	119.92	114.36
25	d	302	CLA	O2D-CGD-O1D	-3.00	117.97	123.84

Continued on next page...

Continued from previous page...

Mol	Chain	Res	Type	Atoms	Z	Observed(°)	Ideal(°)
32	i	320	II0	C42-C40-C36	-3.00	123.03	127.31
25	A	815	CLA	O2D-CGD-O1D	-3.00	117.97	123.84
25	A	842	CLA	C1B-CHB-C4A	-3.00	124.17	130.12
32	d	315	II0	C20-C14-C12	3.00	119.91	114.36
25	K	102	CLA	CHB-C4A-NA	3.00	128.66	124.51
32	d	316	II0	C32-C30-C26	-3.00	117.87	126.58
25	A	835	CLA	C1B-CHB-C4A	-3.00	124.18	130.12
28	A	851	WVN	C40-C39-C36	-3.00	117.33	123.47
28	F	204	WVN	C23-C25-C28	3.00	123.54	118.94
32	m	618	II0	C04-C10-C14	-3.00	118.40	122.63
25	A	813	CLA	CHD-C1D-ND	-3.00	121.70	124.45
32	l	313	II0	C42-C40-C36	-3.00	123.03	127.31
25	B	806	CLA	O2D-CGD-O1D	-3.00	117.98	123.84
25	j	601	CLA	O2D-CGD-O1D	-3.00	117.98	123.84
32	b	613	II0	C28-C26-C24	2.99	122.77	116.84
32	m	615	II0	C28-C26-C24	2.99	122.77	116.84
25	B	850	CLA	O2D-CGD-O1D	-2.99	117.99	123.84
33	c	619	LMG	O6-C5-C6	2.99	113.87	106.44
25	m	612	CLA	C1B-CHB-C4A	-2.99	124.20	130.12
32	d	314	II0	C31-C33-C35	-2.99	118.02	126.42
28	J	101	WVN	C17-C06-C13	2.99	115.15	110.30
25	A	837	CLA	CAC-C3C-C4C	2.99	128.69	124.81
25	c	608	CLA	CMB-C2B-C3B	2.99	130.27	124.68
25	A	854	CLA	CHB-C4A-NA	2.99	128.64	124.51
25	i	311	CLA	C1B-CHB-C4A	-2.99	124.20	130.12
25	K	101	CLA	O2D-CGD-CBD	2.99	116.58	111.27
25	l	307	CLA	O2D-CGD-O1D	-2.99	118.00	123.84
28	I	101	WVN	C20-C23-C25	-2.99	121.72	126.23
25	A	802	CLA	C1-C2-C3	-2.99	120.88	126.04
25	B	823	CLA	C1B-CHB-C4A	-2.99	124.20	130.12
25	s	202	CLA	CAA-C2A-C3A	-2.99	104.60	112.78
25	c	608	CLA	O2D-CGD-O1D	-2.98	118.00	123.84
25	n	308	CLA	C4A-NA-C1A	2.98	108.05	106.71
28	s	205	WVN	C03-C04-C09	-2.98	107.05	112.00
25	n	302	CLA	CMB-C2B-C3B	2.98	130.26	124.68
28	A	850	WVN	C26-C29-C31	-2.98	113.91	123.22
25	j	611	CLA	CMB-C2B-C3B	2.98	130.26	124.68
32	n	315	II0	C05-C03-C09	2.98	115.66	109.62
28	J	102	WVN	C08-C01-C03	-2.98	102.90	109.03
28	L	206	WVN	C40-C37-C34	-2.98	123.06	127.31
28	B	846	WVN	C24-C22-C19	2.98	122.77	118.08
25	A	806	CLA	C1B-CHB-C4A	-2.98	124.22	130.12

Continued on next page...

Continued from previous page...

Mol	Chain	Res	Type	Atoms	Z	Observed(°)	Ideal(°)
32	j	614	II0	C27-C25-C23	2.98	122.74	116.84
28	B	846	WVN	C39-C40-C37	-2.98	117.38	123.47
34	s	201	KC2	CBD-CHA-C1A	2.97	134.43	128.88
32	n	316	II0	C06-C04-C10	2.97	115.65	109.62
25	i	304	CLA	O2D-CGD-O1D	-2.97	118.03	123.84
27	j	617	LHG	O8-C23-C24	2.97	121.24	111.91
32	n	316	II0	C20-C14-C10	-2.97	120.31	124.35
25	F	202	CLA	CHB-C4A-NA	2.97	128.62	124.51
25	n	309	CLA	CHB-C4A-NA	2.97	128.62	124.51
25	m	601	CLA	C1B-CHB-C4A	-2.97	124.24	130.12
28	h	309	WVN	C07-C01-C02	2.97	114.04	109.55
25	n	307	CLA	CBA-CAA-C2A	-2.97	105.10	113.86
25	B	811	CLA	C1B-CHB-C4A	-2.97	124.24	130.12
28	R	201	WVN	C21-C15-C14	2.97	119.32	113.62
25	A	841	CLA	O2D-CGD-O1D	-2.97	118.04	123.84
25	c	611	CLA	CMB-C2B-C3B	2.97	130.23	124.68
25	l	310	CLA	O2D-CGD-O1D	-2.97	118.04	123.84
25	k	603	CLA	O2D-CGD-O1D	-2.96	118.04	123.84
32	c	613	II0	C41-C42-C40	-2.96	117.40	123.47
32	k	619	II0	C31-C29-C25	-2.96	117.97	126.58
32	k	616	II0	C20-C14-C12	2.96	119.84	114.36
25	l	310	CLA	CMB-C2B-C3B	2.96	130.22	124.68
28	F	204	WVN	C21-C15-C13	-2.96	121.20	124.53
25	B	850	CLA	CHB-C4A-NA	2.96	128.61	124.51
25	n	314	CLA	O2D-CGD-O1D	-2.96	118.05	123.84
28	B	844	WVN	C20-C23-C25	-2.96	121.76	126.23
28	A	851	WVN	C31-C32-C36	2.96	123.48	118.94
32	j	613	II0	C05-C07-C11	2.96	114.35	110.30
32	i	313	II0	C31-C29-C25	-2.96	117.99	126.58
25	n	307	CLA	CHB-C4A-NA	2.96	128.60	124.51
25	i	302	CLA	C1-C2-C3	-2.96	120.93	126.04
25	a	310	CLA	CMB-C2B-C3B	2.96	130.21	124.68
25	l	307	CLA	CMB-C2B-C3B	2.96	130.21	124.68
28	s	205	WVN	C21-C15-C14	2.96	119.30	113.62
34	m	611	KC2	CBC-CAC-C3C	-2.96	112.91	127.62
25	m	612	CLA	C1-C2-C3	-2.96	120.93	126.04
25	J	103	CLA	C1B-CHB-C4A	-2.95	124.27	130.12
25	d	309	CLA	C1B-CHB-C4A	-2.95	124.27	130.12
32	a	318	II0	C38-C36-C34	-2.95	113.43	118.08
34	i	319	KC2	CHB-C4A-NA	2.95	128.85	124.20
25	h	303	CLA	C1B-CHB-C4A	-2.95	124.28	130.12
25	L	202	CLA	O2D-CGD-O1D	-2.95	118.08	123.84

Continued on next page...

Continued from previous page...

Mol	Chain	Res	Type	Atoms	Z	Observed(°)	Ideal(°)
25	d	305	CLA	O2D-CGD-O1D	-2.95	118.08	123.84
32	l	314	II0	C19-C13-C11	2.94	119.81	114.36
25	j	609	CLA	CHB-C4A-NA	2.94	128.58	124.51
28	l	301	WVN	C24-C22-C19	2.94	122.71	118.08
25	b	607	CLA	O2D-CGD-O1D	-2.94	118.08	123.84
25	B	823	CLA	CAA-C2A-C1A	2.94	121.62	111.97
25	B	824	CLA	O2D-CGD-CBD	2.94	116.50	111.27
25	a	305	CLA	CHB-C4A-NA	2.94	128.58	124.51
28	h	309	WVN	C06-C13-C15	-2.94	118.47	122.61
25	n	306	CLA	O2D-CGD-O1D	-2.94	118.09	123.84
32	c	615	II0	C31-C33-C35	-2.94	118.16	126.42
25	k	607	CLA	O2D-CGD-O1D	-2.94	118.09	123.84
25	m	602	CLA	CAA-C2A-C1A	2.94	121.60	111.97
32	b	617	II0	C27-C25-C23	2.94	122.66	116.84
32	c	615	II0	C27-C25-C23	2.94	122.65	116.84
25	B	806	CLA	C1B-CHB-C4A	-2.94	124.30	130.12
25	K	102	CLA	O2D-CGD-O1D	-2.93	118.10	123.84
25	A	816	CLA	C1B-CHB-C4A	-2.93	124.31	130.12
25	A	828	CLA	O2D-CGD-O1D	-2.93	118.10	123.84
28	L	206	WVN	C39-C40-C37	-2.93	117.47	123.47
34	l	311	KC2	C3B-C2B-C1B	-2.93	104.28	107.08
32	l	313	II0	C19-C13-C11	2.93	119.78	114.36
32	m	618	II0	C18-C04-C10	-2.93	105.81	110.47
32	k	615	II0	C12-C14-C10	-2.93	113.92	120.57
32	a	315	II0	C29-C31-C33	-2.93	114.08	123.22
32	k	617	II0	C28-C26-C24	2.93	122.63	116.84
25	b	606	CLA	CMB-C2B-C3B	2.93	130.15	124.68
25	A	821	CLA	O2D-CGD-O1D	-2.93	118.12	123.84
32	k	619	II0	C41-C39-C35	-2.93	123.14	127.31
27	a	319	LHG	O8-C23-C24	2.92	121.08	111.91
25	d	306	CLA	O2D-CGD-O1D	-2.92	118.12	123.84
28	L	206	WVN	C30-C33-C34	2.92	134.63	126.42
25	l	303	CLA	O2D-CGD-O1D	-2.92	118.12	123.84
25	A	820	CLA	CHB-C4A-NA	2.92	128.55	124.51
25	a	311	CLA	CHB-C4A-NA	2.92	128.55	124.51
25	d	312	CLA	CHB-C4A-NA	2.92	128.55	124.51
25	m	602	CLA	CMB-C2B-C1B	-2.92	123.97	128.46
25	k	601	CLA	C1B-CHB-C4A	-2.92	124.33	130.12
32	n	315	II0	C06-C08-C12	2.92	114.30	110.30
32	a	314	II0	C27-C25-C23	2.92	122.62	116.84
32	b	614	II0	C32-C30-C26	-2.92	118.10	126.58
25	b	605	CLA	C7-C6-C5	-2.92	105.43	113.36

Continued on next page...

Continued from previous page...

Mol	Chain	Res	Type	Atoms	Z	Observed(°)	Ideal(°)
32	a	316	II0	C32-C34-C36	-2.92	118.21	126.42
25	B	837	CLA	CHB-C4A-NA	2.92	128.55	124.51
28	M	101	WVN	C21-C15-C13	-2.92	121.25	124.53
25	B	810	CLA	CAB-C3B-C4B	-2.92	123.98	128.46
25	n	307	CLA	O2A-CGA-O1A	-2.92	116.23	123.59
35	b	615	IHT	C41-C40-C37	-2.92	117.50	123.47
25	A	814	CLA	C1B-CHB-C4A	-2.91	124.34	130.12
25	B	812	CLA	CAA-C2A-C3A	-2.91	104.80	112.78
25	d	301	CLA	O2D-CGD-O1D	-2.91	118.14	123.84
35	k	618	IHT	C30-C32-C33	-2.91	118.23	126.42
25	B	822	CLA	C1B-CHB-C4A	-2.91	124.35	130.12
25	B	823	CLA	O2A-CGA-O1A	-2.91	116.24	123.59
25	h	308	CLA	CHB-C4A-NA	2.91	128.54	124.51
25	k	608	CLA	O2D-CGD-CBD	2.91	116.44	111.27
34	d	311	KC2	C3B-C2B-C1B	-2.91	104.30	107.08
25	B	807	CLA	CMB-C2B-C1B	-2.91	123.99	128.46
34	d	310	KC2	C2B-C1B-NB	2.91	112.25	110.10
25	A	801	CLA	CMB-C2B-C3B	2.91	130.12	124.68
35	b	616	IHT	C02-C07-C10	-2.91	118.52	122.61
25	B	838	CLA	C1B-CHB-C4A	-2.91	124.36	130.12
25	c	605	CLA	O2D-CGD-O1D	-2.91	118.15	123.84
25	c	605	CLA	O2A-CGA-O1A	-2.91	116.25	123.59
31	B	843	DGD	O1G-C1A-C2A	2.91	121.03	111.91
35	a	317	IHT	C41-C40-C37	-2.91	117.52	123.47
25	h	305	CLA	CMA-C3A-C2A	-2.91	102.11	113.83
32	h	311	II0	C19-C13-C11	2.90	119.74	114.36
32	b	613	II0	C29-C31-C33	-2.90	114.15	123.22
32	a	315	II0	C28-C26-C24	2.90	122.59	116.84
35	R	203	IHT	C19-C10-C09	2.90	119.19	113.62
32	j	614	II0	C41-C42-C40	-2.90	117.53	123.47
32	k	619	II0	C32-C34-C36	-2.90	118.26	126.42
25	L	202	CLA	CHB-C4A-NA	2.90	128.53	124.51
32	c	614	II0	C06-C04-C10	2.90	115.50	109.62
32	d	314	II0	C27-C25-C23	2.90	122.58	116.84
25	A	809	CLA	O2D-CGD-O1D	-2.90	118.17	123.84
25	A	808	CLA	C1-C2-C3	-2.90	121.03	126.04
25	k	601	CLA	CMB-C2B-C3B	2.90	130.10	124.68
32	h	310	II0	C19-C13-C11	2.90	119.72	114.36
25	m	612	CLA	CHB-C4A-NA	2.89	128.51	124.51
32	h	311	II0	C18-C04-C10	-2.89	105.87	110.47
25	j	608	CLA	O2D-CGD-O1D	-2.89	118.18	123.84
32	j	614	II0	C29-C31-C33	-2.89	114.20	123.22

Continued on next page...

Continued from previous page...

Mol	Chain	Res	Type	Atoms	Z	Observed(°)	Ideal(°)
25	A	834	CLA	C1B-CHB-C4A	-2.89	124.39	130.12
32	n	315	II0	C20-C14-C12	2.89	119.71	114.36
25	B	816	CLA	C4A-NA-C1A	2.89	108.00	106.71
25	c	603	CLA	C4A-NA-C1A	2.89	108.00	106.71
32	b	617	II0	C19-C13-C09	-2.89	120.42	124.35
25	A	842	CLA	O2D-CGD-O1D	-2.89	118.19	123.84
25	h	305	CLA	O2D-CGD-O1D	-2.89	118.19	123.84
25	A	822	CLA	CMB-C2B-C3B	2.89	130.08	124.68
25	k	602	CLA	O2D-CGD-O1D	-2.89	118.19	123.84
28	h	309	WVN	C39-C36-C32	-2.89	123.19	127.31
25	b	610	CLA	CMB-C2B-C1B	-2.89	124.03	128.46
33	s	208	LMG	C7-O1-C1	-2.89	108.10	113.74
25	F	202	CLA	C1B-CHB-C4A	-2.89	124.40	130.12
25	j	601	CLA	C1B-CHB-C4A	-2.89	124.40	130.12
32	h	312	II0	C19-C13-C09	-2.89	120.43	124.35
32	k	615	II0	C19-C13-C11	2.88	119.70	114.36
25	L	204	CLA	O2D-CGD-O1D	-2.88	118.20	123.84
25	i	305	CLA	C1-C2-C3	-2.88	121.06	126.04
25	Q	303	CLA	O2D-CGD-CBD	2.88	116.39	111.27
32	a	315	II0	C27-C25-C23	2.88	122.55	116.84
25	l	312	CLA	C1B-CHB-C4A	-2.88	124.41	130.12
28	L	205	WVN	C30-C28-C25	-2.88	123.20	127.31
25	A	837	CLA	O2D-CGD-O1D	-2.88	118.21	123.84
32	J	104	II0	C06-C08-C12	2.88	114.24	110.30
28	F	203	WVN	C40-C37-C34	-2.88	123.20	127.31
25	A	805	CLA	O2D-CGD-O1D	-2.88	118.21	123.84
25	B	813	CLA	C1-C2-C3	-2.88	121.07	126.04
34	k	611	KC2	C3B-C2B-C1B	-2.88	104.33	107.08
34	n	313	KC2	C3B-C2B-C1B	-2.88	104.33	107.08
32	d	316	II0	C32-C34-C36	-2.87	118.34	126.42
32	j	614	II0	C30-C32-C34	-2.87	114.25	123.22
28	K	103	WVN	C26-C29-C31	-2.87	114.25	123.22
25	k	601	CLA	O2D-CGD-O1D	-2.87	118.22	123.84
25	a	311	CLA	C1B-CHB-C4A	-2.87	124.43	130.12
25	m	603	CLA	O2D-CGD-O1D	-2.87	118.22	123.84
25	d	312	CLA	O2D-CGD-CBD	2.87	116.37	111.27
25	s	206	CLA	C11-C12-C13	-2.87	106.64	115.92
25	k	610	CLA	CHB-C4A-NA	2.87	128.48	124.51
25	m	609	CLA	O2D-CGD-O1D	-2.87	118.23	123.84
28	B	845	WVN	C30-C33-C34	-2.87	118.36	126.42
25	i	309	CLA	CHB-C4A-NA	2.87	128.48	124.51
28	l	315	WVN	C07-C01-C02	2.87	113.89	109.55

Continued on next page...

Continued from previous page...

Mol	Chain	Res	Type	Atoms	Z	Observed(°)	Ideal(°)
34	n	313	KC2	CHB-C4A-NA	2.87	128.72	124.20
25	A	841	CLA	C1B-CHB-C4A	-2.87	124.44	130.12
25	A	830	CLA	CHB-C4A-NA	2.87	128.47	124.51
25	c	603	CLA	CAC-C3C-C4C	2.87	128.53	124.81
25	b	606	CLA	C11-C12-C13	-2.86	106.66	115.92
25	i	309	CLA	CMB-C2B-C3B	2.86	130.04	124.68
35	a	317	IHT	C22-C18-C07	-2.86	119.16	127.20
25	B	827	CLA	O2D-CGD-O1D	-2.86	118.24	123.84
34	i	310	KC2	CBD-CHA-C1A	2.86	134.22	128.88
25	B	833	CLA	O2D-CGD-CBD	2.86	116.35	111.27
25	h	301	CLA	CHD-C1D-ND	-2.86	121.83	124.45
25	k	602	CLA	C1-C2-C3	-2.86	122.12	126.75
25	a	304	CLA	CMA-C3A-C2A	-2.86	102.30	113.83
25	b	610	CLA	C1B-CHB-C4A	-2.86	124.46	130.12
32	d	313	II0	C42-C40-C36	-2.86	123.23	127.31
27	a	301	LHG	O7-C7-C8	2.86	117.66	111.50
25	A	819	CLA	C1B-CHB-C4A	-2.86	124.46	130.12
25	B	826	CLA	C1-C2-C3	-2.86	121.10	126.04
32	a	316	II0	C27-C25-C23	2.86	122.49	116.84
25	m	608	CLA	O2D-CGD-O1D	-2.86	118.26	123.84
25	A	832	CLA	CMB-C2B-C1B	-2.85	124.08	128.46
32	a	315	II0	C38-C36-C34	2.85	122.57	118.08
34	m	611	KC2	CAB-C3B-C2B	2.85	138.00	128.60
28	s	207	WVN	C20-C23-C25	-2.85	121.92	126.23
25	b	605	CLA	C1B-CHB-C4A	-2.85	124.47	130.12
25	B	809	CLA	O2D-CGD-O1D	-2.85	118.26	123.84
25	B	823	CLA	CAA-CBA-CGA	-2.85	104.92	113.25
28	A	849	WVN	C06-C13-C20	2.85	123.85	115.78
25	B	829	CLA	O2D-CGD-O1D	-2.85	118.26	123.84
25	A	833	CLA	O2D-CGD-O1D	-2.85	118.26	123.84
25	j	608	CLA	C1B-CHB-C4A	-2.85	124.47	130.12
25	d	306	CLA	C1B-CHB-C4A	-2.85	124.47	130.12
35	b	616	IHT	C20-C15-C11	-2.85	120.48	124.35
28	A	850	WVN	C20-C13-C15	-2.85	114.56	121.46
28	B	846	WVN	C04-C09-C05	-2.85	122.12	124.85
35	n	318	IHT	C31-C29-C26	-2.85	118.31	126.58
25	F	201	CLA	C2A-C1A-CHA	2.85	128.84	123.86
25	a	305	CLA	O2D-CGD-O1D	-2.85	118.27	123.84
28	J	101	WVN	C21-C15-C13	-2.85	121.33	124.53
34	s	204	KC2	CHB-C4A-NA	2.85	128.69	124.20
28	L	201	WVN	C21-C15-C13	-2.85	121.33	124.53
28	A	847	WVN	C29-C26-C22	-2.84	123.25	127.31

Continued on next page...

Continued from previous page...

Mol	Chain	Res	Type	Atoms	Z	Observed(°)	Ideal(°)
32	k	616	II0	C29-C31-C33	-2.84	114.34	123.22
25	n	310	CLA	C1B-CHB-C4A	-2.84	124.49	130.12
32	a	318	II0	C32-C30-C26	2.84	134.84	126.58
25	a	311	CLA	O2D-CGD-O1D	-2.84	118.28	123.84
25	h	308	CLA	C2A-C1A-CHA	2.84	128.83	123.86
28	B	845	WVN	C19-C22-C26	-2.84	114.58	118.94
25	a	308	CLA	CHB-C4A-NA	2.84	128.44	124.51
27	A	846	LHG	O7-C7-C8	2.84	117.62	111.50
25	Q	302	CLA	O2D-CGD-O1D	-2.84	118.28	123.84
28	B	844	WVN	C26-C29-C31	-2.84	114.36	123.22
25	b	607	CLA	C1B-CHB-C4A	-2.84	124.50	130.12
25	k	604	CLA	CHD-C1D-ND	-2.84	121.85	124.45
28	L	206	WVN	C01-C02-C11	-2.84	109.12	112.70
32	d	313	II0	C38-C36-C34	2.83	122.54	118.08
25	K	101	CLA	C1B-CHB-C4A	-2.83	124.50	130.12
25	a	304	CLA	O2D-CGD-O1D	-2.83	118.30	123.84
25	A	812	CLA	C1B-CHB-C4A	-2.83	124.51	130.12
25	B	805	CLA	C1B-CHB-C4A	-2.83	124.51	130.12
32	a	315	II0	C34-C36-C40	-2.83	114.60	118.94
25	A	826	CLA	CHB-C4A-NA	2.83	128.43	124.51
32	b	617	II0	C31-C29-C25	-2.83	118.36	126.58
28	B	845	WVN	C21-C15-C14	2.83	119.05	113.62
25	B	814	CLA	O2D-CGD-O1D	-2.83	118.31	123.84
34	l	311	KC2	CMB-C2B-C1B	2.83	129.69	124.71
25	n	308	CLA	O2D-CGD-CBD	2.83	116.29	111.27
32	k	616	II0	C05-C03-C09	2.82	115.34	109.62
28	s	207	WVN	C29-C26-C22	-2.82	123.28	127.31
32	d	313	II0	C06-C04-C10	2.82	115.34	109.62
25	a	307	CLA	CMB-C2B-C3B	2.82	129.96	124.68
25	R	202	CLA	CHB-C4A-NA	2.82	128.42	124.51
25	A	826	CLA	C1-C2-C3	-2.82	121.16	126.04
25	n	309	CLA	C4A-NA-C1A	2.82	107.97	106.71
25	d	309	CLA	CHB-C4A-NA	2.82	128.41	124.51
25	A	832	CLA	CHB-C4A-NA	2.82	128.41	124.51
25	B	807	CLA	O2D-CGD-CBD	2.82	116.28	111.27
35	j	616	IHT	C22-C18-C07	-2.82	119.28	127.20
25	h	303	CLA	O2D-CGD-O1D	-2.82	118.33	123.84
32	j	615	II0	C20-C14-C12	2.82	119.58	114.36
25	h	303	CLA	C1-C2-C3	-2.82	122.19	126.75
25	A	835	CLA	C1-C2-C3	-2.82	121.17	126.04
34	s	204	KC2	CBC-CAC-C3C	-2.82	113.60	127.62
32	l	313	II0	C05-C03-C09	2.82	115.33	109.62

Continued on next page...

Continued from previous page...

Mol	Chain	Res	Type	Atoms	Z	Observed(°)	Ideal(°)
32	d	314	II0	C19-C13-C11	2.81	119.57	114.36
25	h	301	CLA	CHB-C4A-NA	2.81	128.40	124.51
25	A	817	CLA	O2D-CGD-O1D	-2.81	118.34	123.84
32	d	313	II0	C20-C14-C10	-2.81	120.53	124.35
25	B	839	CLA	CMB-C2B-C1B	-2.81	124.14	128.46
34	m	611	KC2	O2D-CGD-O1D	-2.81	118.34	123.84
25	k	602	CLA	C1B-CHB-C4A	-2.81	124.55	130.12
32	c	615	II0	C19-C13-C11	2.81	119.56	114.36
25	l	303	CLA	CMB-C2B-C3B	2.81	129.93	124.68
28	h	309	WVN	C30-C33-C34	-2.81	118.53	126.42
25	A	802	CLA	CAA-CBA-CGA	-2.81	105.05	113.25
32	l	316	II0	C31-C33-C35	-2.81	118.53	126.42
32	m	618	II0	C42-C41-C39	-2.81	117.73	123.47
25	h	304	CLA	C1B-CHB-C4A	-2.81	124.56	130.12
25	A	835	CLA	CMB-C2B-C3B	2.80	129.93	124.68
25	b	605	CLA	CMB-C2B-C3B	2.80	129.93	124.68
25	F	201	CLA	CMB-C2B-C3B	2.80	129.92	124.68
28	L	206	WVN	C21-C15-C13	-2.80	121.38	124.53
25	b	610	CLA	CHB-C4A-NA	2.80	128.39	124.51
25	B	828	CLA	CHD-C1D-ND	-2.80	121.88	124.45
25	B	807	CLA	C1B-CHB-C4A	-2.80	124.57	130.12
32	b	613	II0	C27-C25-C23	2.80	122.39	116.84
32	j	613	II0	C27-C25-C23	2.80	122.39	116.84
25	k	604	CLA	O2A-CGA-O1A	-2.80	116.53	123.59
25	c	605	CLA	CMB-C2B-C1B	-2.80	124.16	128.46
25	b	603	CLA	C1B-CHB-C4A	-2.80	124.57	130.12
25	n	305	CLA	C1B-CHB-C4A	-2.80	124.57	130.12
25	s	206	CLA	CAA-C2A-C3A	-2.80	105.12	112.78
25	b	608	CLA	C1B-CHB-C4A	-2.80	124.58	130.12
32	k	617	II0	C31-C29-C25	-2.80	118.46	126.58
25	B	840	CLA	C1B-CHB-C4A	-2.80	124.58	130.12
32	a	315	II0	C06-C08-C12	2.80	114.13	110.30
32	k	615	II0	C31-C29-C25	-2.80	118.46	126.58
32	i	317	II0	C42-C40-C36	-2.79	123.32	127.31
25	i	308	CLA	O2D-CGD-O1D	-2.79	118.38	123.84
35	j	616	IHT	C03-C11-C15	-2.79	118.69	122.63
34	j	610	KC2	O2D-CGD-O1D	-2.79	118.38	123.84
25	j	607	CLA	CHB-C4A-NA	2.79	128.37	124.51
25	b	601	CLA	O2D-CGD-CBD	2.79	116.23	111.27
32	k	619	II0	C12-C14-C10	-2.79	114.24	120.57
25	A	813	CLA	O2D-CGD-O1D	-2.79	118.38	123.84
25	i	305	CLA	C1B-CHB-C4A	-2.79	124.59	130.12

Continued on next page...

Continued from previous page...

Mol	Chain	Res	Type	Atoms	Z	Observed(°)	Ideal(°)
27	m	617	LHG	O7-C7-C8	2.79	117.51	111.50
32	i	315	II0	C31-C33-C35	-2.79	118.58	126.42
28	l	301	WVN	C06-C13-C15	-2.79	118.69	122.61
25	B	813	CLA	C1B-CHB-C4A	-2.79	124.59	130.12
25	j	603	CLA	C1B-CHB-C4A	-2.79	124.59	130.12
25	B	836	CLA	O2D-CGD-O1D	-2.79	118.39	123.84
32	n	315	II0	C29-C31-C33	-2.79	114.52	123.22
25	A	831	CLA	O2D-CGD-O1D	-2.79	118.39	123.84
25	R	202	CLA	O2D-CGD-CBD	2.79	116.22	111.27
33	s	208	LMG	O8-C28-C29	2.79	120.65	111.91
25	m	601	CLA	O2D-CGD-O1D	-2.79	118.39	123.84
36	i	301	LMU	O1B-C4 ² -C3 ¹	2.79	114.69	107.28
25	B	828	CLA	O2D-CGD-O1D	-2.79	118.39	123.84
25	L	202	CLA	CAC-C3C-C4C	2.78	128.42	124.81
25	c	603	CLA	O2D-CGD-O1D	-2.78	118.39	123.84
25	A	816	CLA	CBA-CAA-C2A	2.78	122.08	113.86
25	b	601	CLA	C1B-CHB-C4A	-2.78	124.61	130.12
25	B	817	CLA	O2D-CGD-CBD	2.78	116.21	111.27
32	a	315	II0	C42-C41-C39	-2.78	117.78	123.47
25	b	612	CLA	O2D-CGD-O1D	-2.78	118.40	123.84
25	A	816	CLA	CHB-C4A-NA	2.78	128.36	124.51
28	B	849	WVN	C30-C33-C34	-2.78	118.60	126.42
28	A	849	WVN	C12-C14-C15	-2.78	109.11	114.08
25	c	607	CLA	O2D-CGD-O1D	-2.78	118.40	123.84
25	F	201	CLA	O2D-CGD-O1D	-2.78	118.40	123.84
28	B	846	WVN	C21-C15-C14	-2.78	108.28	113.62
25	a	306	CLA	O2D-CGD-O1D	-2.78	118.41	123.84
25	a	310	CLA	CHB-C4A-NA	2.78	128.35	124.51
34	i	310	KC2	CGD-CBD-CAD	-2.78	101.74	110.73
25	B	806	CLA	CHD-C1D-ND	-2.78	121.90	124.45
25	A	810	CLA	O2D-CGD-O1D	-2.78	118.41	123.84
25	a	308	CLA	O2D-CGD-CBD	2.78	116.20	111.27
25	k	608	CLA	CMB-C2B-C3B	2.77	129.87	124.68
34	l	311	KC2	O2D-CGD-O1D	-2.77	118.42	123.84
25	B	833	CLA	CBA-CAA-C2A	2.77	122.05	113.86
28	L	206	WVN	C28-C30-C33	2.77	131.86	123.22
25	A	832	CLA	C1-C2-C3	-2.77	121.25	126.04
25	B	818	CLA	C1-C2-C3	-2.77	121.25	126.04
25	B	833	CLA	CHB-C4A-NA	2.77	128.34	124.51
34	d	311	KC2	CBD-CHA-C1A	2.77	134.04	128.88
32	c	613	II0	C42-C41-C39	-2.77	117.80	123.47
34	c	610	KC2	O2D-CGD-O1D	-2.77	118.43	123.84

Continued on next page...

Continued from previous page...

Mol	Chain	Res	Type	Atoms	Z	Observed(°)	Ideal(°)
25	B	803	CLA	CMB-C2B-C3B	2.77	129.86	124.68
25	B	818	CLA	CHB-C4A-NA	2.77	128.34	124.51
25	A	841	CLA	C1-C2-C3	-2.77	121.26	126.04
25	A	856	CLA	C1B-CHB-C4A	-2.77	124.64	130.12
32	k	615	II0	C03-C09-C13	-2.77	118.73	122.63
32	l	302	II0	C19-C13-C11	2.77	119.48	114.36
25	A	804	CLA	CHD-C1D-ND	-2.77	121.91	124.45
25	j	611	CLA	C1B-CHB-C4A	-2.76	124.64	130.12
32	c	617	II0	C42-C41-C39	-2.76	117.81	123.47
32	i	315	II0	C32-C34-C36	-2.76	118.65	126.42
25	k	606	CLA	CMB-C2B-C3B	2.76	129.85	124.68
25	A	839	CLA	O2A-CGA-O1A	-2.76	116.62	123.59
32	i	314	II0	C28-C26-C24	2.76	122.31	116.84
25	A	832	CLA	CMC-C2C-C1C	-2.76	120.83	125.04
32	k	617	II0	C32-C34-C36	-2.76	118.67	126.42
32	n	319	II0	C08-C12-C14	2.76	117.35	111.85
32	i	320	II0	C38-C36-C34	2.76	122.42	118.08
28	l	301	WVN	C30-C33-C34	-2.76	118.67	126.42
25	c	604	CLA	CAC-C3C-C4C	2.76	128.39	124.81
25	A	807	CLA	O2D-CGD-CBD	2.76	116.17	111.27
25	B	810	CLA	CHD-C1D-ND	-2.76	121.92	124.45
25	A	832	CLA	CMB-C2B-C3B	2.76	129.84	124.68
25	c	601	CLA	CHB-C4A-NA	2.76	128.32	124.51
27	j	617	LHG	C5-O7-C7	-2.76	111.00	117.79
32	n	315	II0	C20-C14-C10	-2.76	120.60	124.35
25	h	307	CLA	O2D-CGD-O1D	-2.76	118.45	123.84
32	l	302	II0	C38-C36-C34	2.76	122.42	118.08
27	c	618	LHG	O8-C23-C24	2.76	120.55	111.91
25	A	843	CLA	C1B-CHB-C4A	-2.75	124.66	130.12
35	a	317	IHT	C29-C31-C34	-2.75	114.62	123.22
25	B	804	CLA	CHB-C4A-NA	2.75	128.32	124.51
25	c	605	CLA	CHB-C4A-NA	2.75	128.32	124.51
25	B	827	CLA	CMB-C2B-C3B	2.75	129.83	124.68
25	m	604	CLA	C1-C2-C3	-2.75	121.28	126.04
34	k	613	KC2	C2A-C1A-NA	2.75	113.81	109.40
25	a	307	CLA	O2D-CGD-O1D	-2.75	118.46	123.84
25	B	803	CLA	C1-C2-C3	-2.75	121.28	126.04
25	m	613	CLA	CAC-C3C-C4C	-2.75	121.24	124.81
25	B	832	CLA	C1B-CHB-C4A	-2.75	124.67	130.12
25	B	821	CLA	O2D-CGD-O1D	-2.75	118.46	123.84
25	A	818	CLA	CMC-C2C-C3C	2.75	133.58	126.12
25	b	606	CLA	CHD-C1D-ND	-2.75	121.93	124.45

Continued on next page...

Continued from previous page...

Mol	Chain	Res	Type	Atoms	Z	Observed(°)	Ideal(°)
25	A	837	CLA	C1B-CHB-C4A	-2.75	124.68	130.12
25	l	303	CLA	C1B-CHB-C4A	-2.75	124.68	130.12
25	B	812	CLA	CMB-C2B-C3B	2.75	129.82	124.68
25	l	308	CLA	CHB-C4A-NA	2.75	128.31	124.51
25	B	816	CLA	CHB-C4A-NA	2.74	128.31	124.51
25	s	206	CLA	CHD-C1D-ND	-2.74	121.93	124.45
32	j	614	II0	C34-C36-C40	-2.74	114.73	118.94
32	n	301	II0	C31-C33-C35	-2.74	118.71	126.42
32	d	314	II0	C16-C03-C09	-2.74	106.11	110.47
28	B	849	WVN	C29-C26-C22	-2.74	123.40	127.31
25	d	305	CLA	O2D-CGD-CBD	2.74	116.14	111.27
25	i	312	CLA	O1D-CGD-CBD	2.74	130.09	124.48
25	m	607	CLA	CHD-C1D-C2D	2.74	131.23	125.48
28	l	315	WVN	C40-C39-C36	-2.74	117.86	123.47
25	n	311	CLA	O2D-CGD-O1D	-2.74	118.48	123.84
34	i	319	KC2	C3B-C2B-C1B	-2.74	104.46	107.08
25	b	606	CLA	C1B-CHB-C4A	-2.74	124.69	130.12
25	h	313	CLA	CBC-CAC-C3C	2.74	119.98	112.43
25	B	818	CLA	O2D-CGD-O1D	-2.74	118.48	123.84
25	B	834	CLA	CMB-C2B-C3B	2.74	129.80	124.68
32	m	615	II0	C17-C04-C10	-2.74	106.12	110.47
32	a	316	II0	C30-C32-C34	-2.74	114.68	123.22
25	B	823	CLA	O1D-CGD-CBD	2.74	130.08	124.48
28	h	309	WVN	C23-C20-C13	-2.74	119.52	127.20
28	B	845	WVN	C23-C20-C13	-2.74	119.52	127.20
27	b	619	LHG	O7-C7-C8	2.73	117.39	111.50
25	K	102	CLA	CMB-C2B-C3B	2.73	129.79	124.68
25	m	606	CLA	CHB-C4A-NA	2.73	128.29	124.51
32	a	315	II0	C32-C34-C36	-2.73	118.74	126.42
25	d	304	CLA	O2D-CGD-O1D	-2.73	118.50	123.84
25	b	602	CLA	CHB-C4A-NA	2.73	128.29	124.51
32	l	302	II0	C06-C04-C10	2.73	115.15	109.62
25	A	811	CLA	C1B-CHB-C4A	-2.73	124.71	130.12
25	A	809	CLA	CHB-C4A-NA	2.73	128.28	124.51
34	k	611	KC2	C2B-C1B-NB	2.73	112.11	110.10
25	l	305	CLA	O2D-CGD-O1D	-2.73	118.51	123.84
25	K	102	CLA	C1B-CHB-C4A	-2.73	124.72	130.12
25	B	807	CLA	CMB-C2B-C3B	2.73	129.78	124.68
25	l	304	CLA	O2D-CGD-O1D	-2.73	118.51	123.84
25	A	826	CLA	C1B-CHB-C4A	-2.73	124.72	130.12
32	l	302	II0	C03-C09-C13	-2.73	118.78	122.63
25	c	609	CLA	CHB-C4A-NA	2.73	128.28	124.51

Continued on next page...

Continued from previous page...

Mol	Chain	Res	Type	Atoms	Z	Observed(°)	Ideal(°)
32	n	317	II0	C31-C33-C35	-2.72	118.76	126.42
25	h	305	CLA	CHB-C4A-NA	2.72	128.28	124.51
32	l	316	II0	C41-C42-C40	-2.72	117.90	123.47
25	K	101	CLA	CHB-C4A-NA	2.72	128.28	124.51
25	h	307	CLA	CMB-C2B-C3B	2.72	129.77	124.68
32	c	613	II0	C31-C33-C35	-2.72	118.77	126.42
25	B	830	CLA	CHB-C4A-NA	2.72	128.28	124.51
33	c	619	LMG	O6-C1-O1	2.72	116.42	109.97
32	a	314	II0	C31-C33-C35	-2.72	118.77	126.42
25	a	307	CLA	CHB-C4A-NA	2.72	128.28	124.51
25	A	812	CLA	O2D-CGD-O1D	-2.72	118.52	123.84
25	h	306	CLA	O2D-CGD-O1D	-2.72	118.52	123.84
25	n	302	CLA	O2D-CGD-O1D	-2.72	118.52	123.84
25	j	608	CLA	CBA-CAA-C2A	2.72	121.89	113.86
33	J	105	LMG	O7-C10-C11	2.72	117.36	111.50
28	A	849	WVN	C20-C13-C15	-2.72	114.88	121.46
25	m	601	CLA	CHB-C4A-NA	2.72	128.27	124.51
25	c	607	CLA	CHD-C1D-ND	-2.72	121.96	124.45
25	m	604	CLA	CHD-C1D-ND	-2.72	121.96	124.45
25	m	613	CLA	CAC-C3C-C2C	2.72	132.17	127.53
32	n	301	II0	C16-C03-C09	-2.72	106.15	110.47
25	i	312	CLA	C2A-C1A-CHA	2.71	128.61	123.86
28	l	301	WVN	C23-C20-C13	-2.71	119.58	127.20
28	s	205	WVN	C29-C31-C32	-2.71	118.79	126.42
25	i	303	CLA	O2A-CGA-O1A	-2.71	116.74	123.59
25	B	836	CLA	CMB-C2B-C1B	-2.71	124.29	128.46
25	B	822	CLA	CMA-C3A-C4A	-2.71	104.48	111.77
25	h	313	CLA	O2D-CGD-CBD	2.71	116.09	111.27
28	I	101	WVN	C04-C09-C05	-2.71	122.25	124.85
25	k	605	CLA	CBC-CAC-C3C	2.71	119.90	112.43
28	h	309	WVN	C03-C04-C09	-2.71	107.50	112.00
25	A	821	CLA	CHB-C4A-NA	2.71	128.26	124.51
32	m	614	II0	C06-C08-C12	2.71	114.01	110.30
25	l	307	CLA	CMC-C2C-C1C	-2.71	120.92	125.04
28	A	849	WVN	C30-C28-C25	-2.71	123.45	127.31
32	c	615	II0	C38-C36-C40	-2.71	119.13	122.92
28	L	201	WVN	C26-C29-C31	-2.71	114.77	123.22
32	k	616	II0	C27-C25-C23	2.70	122.20	116.84
25	B	836	CLA	CHB-C4A-NA	2.70	128.25	124.51
25	B	808	CLA	CHB-C4A-NA	2.70	128.25	124.51
34	i	310	KC2	CMB-C2B-C1B	2.70	129.48	124.71
32	a	316	II0	C16-C03-C09	-2.70	106.17	110.47

Continued on next page...

Continued from previous page...

Mol	Chain	Res	Type	Atoms	Z	Observed(°)	Ideal(°)
25	A	802	CLA	CHD-C1D-ND	-2.70	121.97	124.45
25	j	601	CLA	CMB-C2B-C3B	2.70	129.74	124.68
25	A	814	CLA	CHB-C4A-NA	2.70	128.25	124.51
25	a	313	CLA	CHB-C4A-NA	2.70	128.25	124.51
28	M	101	WVN	C06-C13-C15	-2.70	118.81	122.61
25	B	824	CLA	CHB-C4A-NA	2.70	128.25	124.51
27	J	107	LHG	O7-C7-C8	2.70	117.32	111.50
25	A	837	CLA	CAA-CBA-CGA	-2.70	105.36	113.25
25	n	303	CLA	CMB-C2B-C3B	2.70	129.73	124.68
25	a	309	CLA	O2D-CGD-O1D	-2.70	118.56	123.84
32	j	614	II0	C06-C04-C10	2.70	115.09	109.62
35	b	616	IHT	C41-C38-C35	-2.70	123.46	127.31
32	a	314	II0	C30-C32-C34	-2.70	114.80	123.22
25	B	821	CLA	CHB-C4A-NA	2.70	128.24	124.51
34	i	319	KC2	C3D-CAD-CBD	-2.70	104.05	107.61
35	n	318	IHT	C03-C11-C15	-2.70	118.83	122.63
25	j	605	CLA	O2D-CGD-O1D	-2.70	118.57	123.84
32	k	616	II0	C03-C09-C13	-2.70	118.83	122.63
25	B	831	CLA	O2D-CGD-O1D	-2.69	118.57	123.84
32	a	314	II0	C31-C29-C25	-2.69	118.76	126.58
25	d	304	CLA	C1B-CHB-C4A	-2.69	124.78	130.12
32	c	613	II0	C31-C29-C25	-2.69	118.76	126.58
25	B	812	CLA	CBC-CAC-C3C	2.69	119.86	112.43
28	J	102	WVN	C18-C06-C13	-2.69	105.93	110.30
35	a	317	IHT	C30-C32-C33	-2.69	118.85	126.42
25	i	311	CLA	CHD-C1D-ND	-2.69	121.98	124.45
25	a	312	CLA	CMB-C2B-C1B	-2.69	124.33	128.46
25	n	307	CLA	CMB-C2B-C3B	2.69	129.71	124.68
32	b	613	II0	C05-C03-C09	2.69	115.07	109.62
25	s	209	CLA	CHB-C4A-NA	2.69	128.23	124.51
31	B	843	DGD	C3G-O3G-C1D	-2.69	108.48	113.74
32	i	320	II0	C20-C14-C12	2.69	119.34	114.36
34	i	310	KC2	C2A-C1A-NA	2.69	113.71	109.40
28	i	316	WVN	C06-C13-C20	2.69	123.38	115.78
25	A	803	CLA	CAA-CBA-CGA	-2.69	105.40	113.25
32	c	615	II0	C06-C08-C12	2.69	113.98	110.30
28	A	851	WVN	C21-C15-C13	-2.69	121.51	124.53
25	A	838	CLA	CHB-C4A-NA	2.69	128.23	124.51
25	B	808	CLA	CMB-C2B-C3B	2.69	129.70	124.68
28	h	309	WVN	C40-C39-C36	-2.69	117.97	123.47
28	F	203	WVN	C18-C06-C17	-2.69	100.29	108.53
25	s	202	CLA	C4A-NA-C1A	2.68	107.91	106.71

Continued on next page...

Continued from previous page...

Mol	Chain	Res	Type	Atoms	Z	Observed(°)	Ideal(°)
25	B	835	CLA	CHB-C4A-NA	2.68	128.22	124.51
25	k	607	CLA	CMB-C2B-C3B	2.68	129.70	124.68
25	c	601	CLA	O2D-CGD-O1D	-2.68	118.59	123.84
25	A	806	CLA	O2A-CGA-O1A	-2.68	116.82	123.59
32	b	614	II0	C20-C14-C10	-2.68	120.70	124.35
25	a	312	CLA	O2D-CGD-CBD	2.68	116.03	111.27
32	i	314	II0	C29-C31-C33	-2.68	114.85	123.22
25	i	304	CLA	CHB-C4A-NA	2.68	128.22	124.51
25	A	825	CLA	CHD-C1D-ND	-2.68	121.99	124.45
27	L	207	LHG	C5-O7-C7	-2.68	111.19	117.79
32	i	315	II0	C12-C14-C10	-2.68	114.49	120.57
32	n	317	II0	C06-C04-C10	2.68	115.05	109.62
32	j	613	II0	C28-C26-C24	2.68	122.15	116.84
25	B	813	CLA	CHB-C4A-NA	2.68	128.22	124.51
35	k	618	IHT	C31-C34-C35	-2.68	118.89	126.42
25	j	605	CLA	C1B-CHB-C4A	-2.68	124.81	130.12
32	a	314	II0	C19-C13-C11	2.68	119.31	114.36
25	B	841	CLA	C1B-CHB-C4A	-2.67	124.82	130.12
25	m	602	CLA	O2A-CGA-O1A	-2.67	116.84	123.59
28	s	205	WVN	C24-C22-C19	2.67	122.29	118.08
25	A	826	CLA	O2D-CGD-CBD	2.67	116.02	111.27
25	Q	303	CLA	O2D-CGD-O1D	-2.67	118.61	123.84
25	A	831	CLA	CMB-C2B-C3B	2.67	129.68	124.68
25	h	301	CLA	O2D-CGD-CBD	2.67	116.01	111.27
25	l	310	CLA	C1B-CHB-C4A	-2.67	124.83	130.12
25	h	307	CLA	CHD-C1D-ND	-2.67	122.00	124.45
25	B	826	CLA	O2D-CGD-O1D	-2.67	118.62	123.84
32	j	614	II0	C17-C04-C10	-2.67	106.22	110.47
28	A	848	WVN	C30-C33-C34	-2.67	118.92	126.42
25	h	303	CLA	CMB-C2B-C3B	2.67	129.67	124.68
25	a	312	CLA	CHB-C4A-NA	2.67	128.20	124.51
25	c	608	CLA	C1B-CHB-C4A	-2.67	124.83	130.12
25	l	306	CLA	C1B-CHB-C4A	-2.67	124.83	130.12
25	d	302	CLA	C4A-NA-C1A	2.67	107.91	106.71
25	d	301	CLA	CHB-C4A-NA	2.67	128.20	124.51
25	A	814	CLA	O2D-CGD-O1D	-2.66	118.63	123.84
35	R	203	IHT	C29-C31-C34	-2.66	114.90	123.22
28	i	316	WVN	C29-C31-C32	-2.66	118.94	126.42
25	a	306	CLA	CHD-C1D-ND	-2.66	122.01	124.45
25	h	304	CLA	CHB-C4A-NA	2.66	128.19	124.51
35	R	203	IHT	C36-C33-C37	-2.66	119.20	122.92
25	B	829	CLA	CHB-C4A-NA	2.66	128.19	124.51

Continued on next page...

Continued from previous page...

Mol	Chain	Res	Type	Atoms	Z	Observed(°)	Ideal(°)
25	a	304	CLA	CMB-C2B-C3B	2.66	129.65	124.68
25	A	802	CLA	CAA-C2A-C1A	-2.66	103.26	111.97
25	B	803	CLA	O1D-CGD-CBD	2.66	129.93	124.48
32	i	320	II0	C03-C09-C13	-2.66	118.88	122.63
32	n	317	II0	C31-C29-C25	-2.66	118.87	126.58
25	c	612	CLA	CHD-C1D-ND	-2.66	122.01	124.45
25	L	204	CLA	C1B-CHB-C4A	-2.66	124.86	130.12
25	B	831	CLA	CHB-C4A-NA	2.66	128.18	124.51
28	A	847	WVN	C30-C33-C34	-2.66	118.96	126.42
28	s	205	WVN	C40-C39-C36	-2.66	118.03	123.47
25	b	607	CLA	CHB-C4A-NA	2.65	128.18	124.51
32	d	316	II0	C06-C04-C10	2.65	115.00	109.62
25	b	606	CLA	O2D-CGD-O1D	-2.65	118.65	123.84
32	b	617	II0	C18-C04-C17	-2.65	100.38	108.53
32	m	615	II0	C12-C14-C10	-2.65	114.55	120.57
25	k	606	CLA	O2D-CGD-O1D	-2.65	118.66	123.84
34	d	311	KC2	CAB-C3B-C2B	2.65	137.34	128.60
25	m	610	CLA	C1B-CHB-C4A	-2.65	124.87	130.12
34	l	311	KC2	CGD-CBD-CAD	-2.65	102.15	110.73
28	B	845	WVN	C21-C15-C13	-2.65	121.55	124.53
32	l	313	II0	C41-C42-C40	-2.65	118.05	123.47
25	k	614	CLA	CBC-CAC-C3C	2.65	119.73	112.43
32	k	616	II0	C41-C42-C40	-2.65	118.05	123.47
25	A	801	CLA	C1B-CHB-C4A	-2.65	124.88	130.12
25	a	307	CLA	C1B-CHB-C4A	-2.65	124.88	130.12
27	l	317	LHG	O8-C23-C24	2.65	120.21	111.91
32	a	316	II0	C04-C10-C14	-2.65	118.90	122.63
28	B	847	WVN	C23-C20-C13	-2.65	119.77	127.20
25	l	303	CLA	CHB-C4A-NA	2.65	128.17	124.51
25	b	612	CLA	C2A-C1A-CHA	2.65	128.48	123.86
25	K	102	CLA	CAA-C2A-C3A	-2.64	107.65	114.26
28	h	309	WVN	C29-C31-C32	-2.64	118.99	126.42
25	A	833	CLA	CHB-C4A-NA	2.64	128.17	124.51
25	B	822	CLA	C6-C5-C3	-2.64	106.53	113.45
25	m	612	CLA	O2D-CGD-O1D	-2.64	118.68	123.84
25	A	814	CLA	CHD-C1D-ND	-2.64	122.03	124.45
32	d	316	II0	C19-C13-C11	2.64	119.24	114.36
25	n	304	CLA	O2D-CGD-O1D	-2.64	118.68	123.84
25	s	203	CLA	CHB-C4A-NA	2.64	128.16	124.51
25	j	611	CLA	CHB-C4A-NA	2.64	128.16	124.51
25	L	203	CLA	C1B-CHB-C4A	-2.64	124.90	130.12
25	n	306	CLA	C1B-CHB-C4A	-2.64	124.90	130.12

Continued on next page...

Continued from previous page...

Mol	Chain	Res	Type	Atoms	Z	Observed(°)	Ideal(°)
25	B	809	CLA	CAC-C3C-C4C	2.63	128.23	124.81
25	b	601	CLA	CHB-C4A-NA	2.63	128.15	124.51
25	l	305	CLA	CHB-C4A-NA	2.63	128.15	124.51
25	m	604	CLA	CHB-C4A-NA	2.63	128.15	124.51
32	i	315	II0	C05-C03-C09	2.63	114.96	109.62
33	Q	301	LMG	O8-C28-C29	2.63	120.17	111.91
34	k	613	KC2	O2D-CGD-O1D	-2.63	118.69	123.84
28	i	316	WVN	C20-C23-C25	-2.63	122.26	126.23
25	B	828	CLA	CHB-C4A-NA	2.63	128.15	124.51
25	A	803	CLA	CHD-C1D-ND	-2.63	122.04	124.45
25	l	307	CLA	C1B-CHB-C4A	-2.63	124.91	130.12
25	k	603	CLA	CHB-C4A-NA	2.63	128.15	124.51
34	d	310	KC2	CAB-C3B-C2B	2.63	137.27	128.60
32	h	310	II0	C05-C07-C11	2.63	113.90	110.30
25	d	305	CLA	CMB-C2B-C1B	-2.63	124.42	128.46
25	l	307	CLA	C1D-ND-C4D	2.63	108.20	106.33
25	A	818	CLA	CAC-C3C-C2C	2.63	132.02	127.53
32	d	316	II0	C03-C05-C07	2.63	119.58	113.64
25	n	304	CLA	CHC-C1C-NC	2.63	128.19	124.20
25	h	302	CLA	O2D-CGD-O1D	-2.63	118.70	123.84
28	B	844	WVN	C39-C40-C37	-2.63	118.09	123.47
25	A	803	CLA	O2D-CGD-CBD	2.63	115.93	111.27
25	l	308	CLA	O2D-CGD-O1D	-2.63	118.70	123.84
25	Q	302	CLA	CHB-C4A-NA	2.62	128.14	124.51
32	b	617	II0	C06-C08-C12	2.62	113.89	110.30
34	k	611	KC2	CAB-C3B-C2B	2.62	137.24	128.60
28	F	204	WVN	C35-C32-C31	2.62	122.21	118.08
28	F	204	WVN	C31-C32-C36	-2.62	114.92	118.94
36	i	301	LMU	C3'-C4'-C5'	-2.62	104.92	110.93
34	k	613	KC2	CAA-CBA-CGA	-2.62	113.79	127.26
25	L	203	CLA	CHB-C4A-NA	2.62	128.13	124.51
32	b	617	II0	C04-C10-C14	-2.62	118.94	122.63
34	c	610	KC2	CAB-C3B-C2B	2.62	137.23	128.60
25	B	812	CLA	C1B-CHB-C4A	-2.62	124.93	130.12
32	i	315	II0	C19-C13-C11	2.62	119.21	114.36
28	R	201	WVN	C29-C31-C32	-2.62	119.06	126.42
25	c	611	CLA	C1B-CHB-C4A	-2.62	124.93	130.12
25	d	307	CLA	CHB-C4A-NA	2.62	128.13	124.51
28	B	847	WVN	C35-C32-C36	-2.62	119.26	122.92
25	A	811	CLA	CHB-C4A-NA	2.62	128.13	124.51
25	A	836	CLA	CHB-C4A-NA	2.62	128.13	124.51
25	B	829	CLA	CHD-C1D-ND	-2.61	122.05	124.45

Continued on next page...

Continued from previous page...

Mol	Chain	Res	Type	Atoms	Z	Observed(°)	Ideal(°)
25	n	311	CLA	C1B-CHB-C4A	-2.61	124.94	130.12
25	A	817	CLA	CHB-C4A-NA	2.61	128.12	124.51
25	A	802	CLA	O2D-CGD-O1D	-2.61	118.73	123.84
25	c	608	CLA	CAA-CBA-CGA	-2.61	105.62	113.25
32	c	614	II0	C31-C33-C35	-2.61	119.08	126.42
25	a	310	CLA	O2A-CGA-O1A	-2.61	117.00	123.59
25	l	312	CLA	C4-C3-C5	2.61	119.66	115.27
25	i	302	CLA	O2D-CGD-O1D	-2.61	118.74	123.84
32	a	316	II0	C07-C11-C13	2.61	117.05	111.85
34	n	313	KC2	CAB-C3B-C2B	2.61	137.20	128.60
25	A	818	CLA	CHB-C4A-NA	2.61	128.12	124.51
25	i	308	CLA	C1B-CHB-C4A	-2.61	124.95	130.12
25	c	605	CLA	O2D-CGD-CBD	2.61	115.90	111.27
25	j	604	CLA	O2D-CGD-CBD	2.61	115.90	111.27
25	A	824	CLA	CHB-C4A-NA	2.61	128.12	124.51
25	l	307	CLA	CHA-C1A-NA	-2.61	120.43	126.40
25	k	609	CLA	CHB-C4A-NA	2.61	128.12	124.51
34	k	613	KC2	CBD-CHA-C1A	2.61	133.74	128.88
25	k	614	CLA	O2D-CGD-CBD	2.60	115.90	111.27
25	h	305	CLA	O2A-CGA-O1A	-2.60	117.02	123.59
25	h	303	CLA	CHB-C4A-NA	2.60	128.11	124.51
32	b	613	II0	C32-C30-C26	-2.60	119.03	126.58
25	b	611	CLA	CMB-C2B-C3B	2.60	129.54	124.68
25	n	304	CLA	CMC-C2C-C3C	2.60	133.18	126.12
25	A	819	CLA	CMB-C2B-C3B	2.60	129.54	124.68
25	a	305	CLA	C1B-CHB-C4A	-2.60	124.97	130.12
34	i	310	KC2	O2D-CGD-O1D	-2.60	118.76	123.84
25	m	613	CLA	O2D-CGD-O1D	-2.60	118.76	123.84
25	k	603	CLA	C1B-CHB-C4A	-2.59	124.98	130.12
25	B	837	CLA	O2D-CGD-CBD	2.59	115.88	111.27
25	i	302	CLA	CMB-C2B-C1B	-2.59	124.48	128.46
32	n	315	II0	C27-C25-C23	2.59	121.97	116.84
36	i	301	LMU	C1-O1'-C1'	-2.59	109.54	113.84
32	d	315	II0	C32-C34-C36	-2.59	119.13	126.42
25	c	611	CLA	CHB-C4A-NA	2.59	128.10	124.51
28	F	203	WVN	C33-C34-C37	-2.59	114.96	118.94
32	a	315	II0	C31-C33-C35	-2.59	119.14	126.42
25	s	203	CLA	O2A-CGA-O1A	-2.59	117.05	123.59
34	n	313	KC2	O2D-CGD-O1D	-2.59	118.78	123.84
32	b	613	II0	C18-C04-C10	-2.59	106.36	110.47
25	B	822	CLA	O2A-CGA-O1A	-2.59	117.06	123.59
32	c	617	II0	C31-C29-C25	-2.59	119.07	126.58

Continued on next page...

Continued from previous page...

Mol	Chain	Res	Type	Atoms	Z	Observed(°)	Ideal(°)
25	k	601	CLA	O2A-CGA-O1A	-2.59	117.07	123.59
25	c	606	CLA	CMB-C2B-C3B	2.58	129.51	124.68
25	k	605	CLA	CAC-C3C-C2C	2.58	131.94	127.53
25	b	611	CLA	CHB-C4A-NA	2.58	128.08	124.51
25	L	204	CLA	CAA-CBA-CGA	-2.58	105.71	113.25
25	B	834	CLA	O2A-CGA-O1A	-2.58	117.08	123.59
25	A	823	CLA	C1B-CHB-C4A	-2.58	125.00	130.12
25	i	311	CLA	CHB-C4A-NA	2.58	128.08	124.51
25	A	812	CLA	CAC-C3C-C4C	2.58	128.16	124.81
32	c	614	II0	C20-C14-C10	-2.58	120.84	124.35
25	c	603	CLA	CHB-C4A-NA	2.58	128.08	124.51
32	b	617	II0	C15-C03-C09	2.58	114.56	110.47
32	b	614	II0	C06-C04-C10	2.58	114.84	109.62
32	c	613	II0	C27-C25-C23	2.58	121.94	116.84
27	b	619	LHG	O3-P-O5	-2.58	99.00	109.07
28	l	315	WVN	C10-C12-C14	-2.58	105.62	111.38
25	b	603	CLA	CAA-C2A-C3A	-2.58	105.72	112.78
34	s	204	KC2	CAB-C3B-C2B	2.57	137.09	128.60
28	B	846	WVN	C19-C22-C26	-2.57	114.99	118.94
28	J	101	WVN	C03-C04-C09	-2.57	107.72	112.00
34	d	310	KC2	C2A-C1A-NA	2.57	113.53	109.40
29	A	852	LMT	O1B-C4'-C3'	2.57	114.13	107.28
25	k	601	CLA	CHB-C4A-NA	2.57	128.07	124.51
28	l	315	WVN	C40-C37-C34	-2.57	123.64	127.31
32	i	315	II0	C28-C26-C24	2.57	121.93	116.84
35	R	203	IHT	C28-C26-C24	2.57	121.93	116.84
25	B	812	CLA	CHB-C4A-NA	2.57	128.07	124.51
35	a	317	IHT	C20-C15-C12	2.57	119.12	114.36
32	n	319	II0	C19-C13-C09	-2.57	120.86	124.35
32	i	317	II0	C06-C04-C10	2.57	114.83	109.62
28	s	205	WVN	C14-C15-C13	-2.57	119.00	122.73
25	A	834	CLA	CHB-C4A-NA	2.57	128.06	124.51
32	k	617	II0	C20-C14-C12	2.57	119.11	114.36
25	A	832	CLA	CHD-C1D-ND	-2.57	122.09	124.45
25	h	307	CLA	CHB-C4A-NA	2.57	128.06	124.51
25	b	606	CLA	O1D-CGD-CBD	2.57	129.74	124.48
28	s	205	WVN	C02-C05-C09	-2.57	118.31	121.47
25	A	828	CLA	C4-C3-C5	2.57	119.59	115.27
25	m	609	CLA	CMA-C3A-C2A	-2.56	103.48	113.83
35	n	318	IHT	C31-C34-C35	-2.56	119.21	126.42
25	s	209	CLA	C1B-CHB-C4A	-2.56	125.04	130.12
25	A	827	CLA	CHB-C4A-NA	2.56	128.06	124.51

Continued on next page...

Continued from previous page...

Mol	Chain	Res	Type	Atoms	Z	Observed(°)	Ideal(°)
25	A	805	CLA	C1B-CHB-C4A	-2.56	125.04	130.12
32	k	616	II0	C03-C05-C07	2.56	119.43	113.64
25	A	827	CLA	O2D-CGD-O1D	-2.56	118.83	123.84
32	d	313	II0	C11-C13-C09	-2.56	114.75	120.57
25	c	611	CLA	O2D-CGD-O1D	-2.56	118.83	123.84
32	n	317	II0	C05-C03-C09	2.56	114.81	109.62
32	a	314	II0	C03-C09-C13	-2.56	119.02	122.63
32	h	311	II0	C29-C31-C33	-2.56	115.22	123.22
25	A	820	CLA	CAC-C3C-C4C	2.56	128.13	124.81
27	k	620	LHG	O8-C23-C24	2.56	119.94	111.91
32	n	301	II0	C19-C13-C11	2.56	119.10	114.36
25	B	819	CLA	CHD-C1D-ND	-2.56	122.10	124.45
25	n	305	CLA	CHD-C1D-ND	-2.56	122.10	124.45
25	Q	302	CLA	CMB-C2B-C3B	2.56	129.46	124.68
25	s	203	CLA	C2D-C1D-ND	-2.56	108.22	110.10
25	j	605	CLA	CHA-C1A-NA	-2.56	120.54	126.40
25	L	203	CLA	O2D-CGD-O1D	-2.56	118.84	123.84
25	j	601	CLA	CHB-C4A-NA	2.56	128.05	124.51
25	l	307	CLA	CMC-C2C-C3C	2.56	133.05	126.12
25	s	206	CLA	CHB-C4A-NA	2.55	128.04	124.51
25	j	604	CLA	CHB-C4A-NA	2.55	128.04	124.51
25	j	612	CLA	CHB-C4A-NA	2.55	128.04	124.51
25	k	608	CLA	CHB-C4A-NA	2.55	128.04	124.51
28	B	848	WVN	C14-C15-C13	-2.55	119.03	122.73
32	i	315	II0	C29-C31-C33	-2.55	115.26	123.22
32	a	314	II0	C29-C31-C33	-2.55	115.26	123.22
28	l	301	WVN	C02-C05-C09	-2.55	118.33	121.47
25	A	817	CLA	O2D-CGD-CBD	2.55	115.80	111.27
32	d	313	II0	C31-C33-C35	-2.55	119.26	126.42
25	j	605	CLA	CAA-C2A-C3A	-2.55	105.80	112.78
28	A	850	WVN	C16-C05-C09	-2.55	113.27	122.33
34	s	204	KC2	CAA-CBA-CGA	-2.55	114.17	127.26
25	n	311	CLA	CMB-C2B-C3B	2.55	129.44	124.68
35	R	203	IHT	C30-C32-C33	-2.54	119.27	126.42
32	c	613	II0	C28-C26-C24	2.54	121.88	116.84
25	n	305	CLA	CHB-C4A-NA	2.54	128.03	124.51
25	h	301	CLA	O2A-CGA-O1A	-2.54	117.17	123.59
25	s	203	CLA	C1B-CHB-C4A	-2.54	125.08	130.12
25	n	308	CLA	C11-C10-C8	-2.54	107.70	115.92
25	B	833	CLA	CHD-C1D-ND	-2.54	122.12	124.45
28	J	101	WVN	C07-C01-C02	2.54	113.39	109.55
34	i	319	KC2	CMB-C2B-C1B	2.54	129.19	124.71

Continued on next page...

Continued from previous page...

Mol	Chain	Res	Type	Atoms	Z	Observed(°)	Ideal(°)
25	A	822	CLA	O2D-CGD-O1D	-2.54	118.87	123.84
25	c	604	CLA	CHB-C4A-NA	2.54	128.02	124.51
32	l	313	II0	C27-C25-C23	2.54	121.87	116.84
34	j	610	KC2	CAB-C3B-C4B	-2.54	118.77	124.90
25	k	607	CLA	O1D-CGD-CBD	2.54	129.68	124.48
25	h	308	CLA	CAA-C2A-C1A	2.54	120.29	111.97
32	b	613	II0	C11-C13-C09	-2.54	114.81	120.57
25	B	810	CLA	CMB-C2B-C1B	-2.54	124.56	128.46
25	B	826	CLA	C1B-CHB-C4A	-2.54	125.09	130.12
32	a	316	II0	C41-C42-C40	-2.54	118.28	123.47
25	h	308	CLA	CBA-CAA-C2A	2.54	121.35	113.86
25	h	302	CLA	CHB-C4A-NA	2.53	128.02	124.51
31	B	843	DGD	C2G-O2G-C1B	-2.53	111.55	117.79
25	k	609	CLA	O2D-CGD-O1D	-2.53	118.88	123.84
25	b	605	CLA	O2A-C1-C2	-2.53	101.98	108.64
28	s	205	WVN	C21-C15-C13	-2.53	121.68	124.53
25	b	604	CLA	CHB-C4A-NA	2.53	128.01	124.51
25	n	314	CLA	CHB-C4A-NA	2.53	128.01	124.51
32	l	316	II0	C32-C34-C36	-2.53	119.31	126.42
25	l	309	CLA	O2D-CGD-O1D	-2.53	118.89	123.84
34	c	610	KC2	CAA-CBA-CGA	-2.53	114.27	127.26
32	a	315	II0	C42-C40-C36	-2.53	123.70	127.31
25	Q	303	CLA	CHB-C4A-NA	2.53	128.01	124.51
25	A	806	CLA	CMB-C2B-C3B	2.53	129.40	124.68
28	A	850	WVN	C06-C13-C15	-2.53	119.06	122.61
25	A	843	CLA	C3A-C2A-C1A	2.53	105.12	101.34
25	d	312	CLA	CAA-C2A-C3A	-2.53	105.86	112.78
25	k	605	CLA	O2D-CGD-O1D	-2.52	118.90	123.84
25	b	609	CLA	C1B-CHB-C4A	-2.52	125.12	130.12
32	J	104	II0	C42-C41-C39	-2.52	118.31	123.47
25	A	855	CLA	C2A-C1A-CHA	2.52	128.27	123.86
25	A	822	CLA	O2A-CGA-O1A	-2.52	117.23	123.59
28	L	206	WVN	C23-C20-C13	-2.52	120.13	127.20
25	A	823	CLA	CHD-C1D-ND	-2.52	122.14	124.45
32	b	614	II0	C28-C26-C24	2.52	121.82	116.84
32	i	315	II0	C06-C08-C12	2.52	113.75	110.30
25	B	829	CLA	CMB-C2B-C3B	2.52	129.38	124.68
25	k	602	CLA	O2A-CGA-O1A	-2.51	117.25	123.59
25	a	306	CLA	CHB-C4A-NA	2.51	127.99	124.51
32	a	316	II0	C31-C29-C25	-2.51	119.29	126.58
25	m	609	CLA	CHB-C4A-NA	2.51	127.98	124.51
25	B	829	CLA	O2D-CGD-CBD	2.51	115.73	111.27

Continued on next page...

Continued from previous page...

Mol	Chain	Res	Type	Atoms	Z	Observed(°)	Ideal(°)
28	B	844	WVN	C24-C22-C26	-2.51	119.41	122.92
34	k	613	KC2	CMB-C2B-C1B	2.51	129.13	124.71
25	a	309	CLA	CHB-C4A-NA	2.51	127.98	124.51
25	m	613	CLA	O1D-CGD-CBD	2.51	129.62	124.48
32	J	104	II0	C27-C25-C23	2.51	121.81	116.84
32	m	614	II0	C31-C29-C25	-2.51	119.30	126.58
25	b	608	CLA	O2A-C1-C2	2.51	115.22	108.64
25	n	302	CLA	CHB-C4A-NA	2.51	127.98	124.51
25	m	613	CLA	CHD-C1D-ND	-2.51	122.15	124.45
25	k	605	CLA	CMC-C2C-C1C	-2.51	121.22	125.04
28	h	309	WVN	C14-C15-C13	-2.51	119.09	122.73
32	d	316	II0	C20-C14-C12	2.51	119.00	114.36
25	A	831	CLA	CHB-C4A-NA	2.51	127.98	124.51
25	A	817	CLA	O2A-CGA-O1A	-2.50	117.27	123.59
25	k	610	CLA	CMB-C2B-C3B	2.50	129.36	124.68
25	B	819	CLA	CHB-C4A-NA	2.50	127.97	124.51
25	m	607	CLA	C4D-C3D-CAD	2.50	111.05	108.10
25	c	602	CLA	O2A-CGA-O1A	-2.50	117.28	123.59
25	d	306	CLA	CHB-C4A-NA	2.50	127.97	124.51
25	B	823	CLA	C2A-C1A-CHA	2.50	128.23	123.86
32	d	315	II0	C16-C03-C15	-2.50	100.85	108.53
27	A	846	LHG	O8-C23-O10	-2.50	117.28	123.59
32	b	614	II0	C04-C10-C14	-2.50	119.10	122.63
35	k	618	IHT	C03-C11-C15	-2.50	119.10	122.63
32	a	318	II0	C05-C03-C09	2.50	114.69	109.62
27	A	846	LHG	C9-C8-C7	-2.50	104.53	113.62
25	n	304	CLA	C1-C2-C3	-2.50	121.72	126.04
25	A	842	CLA	CMB-C2B-C3B	2.50	129.35	124.68
25	A	801	CLA	CBA-CAA-C2A	-2.50	106.49	113.86
32	j	613	II0	C29-C31-C33	-2.50	115.42	123.22
35	k	618	IHT	C22-C18-C07	-2.50	120.18	127.20
32	h	312	II0	C30-C32-C34	-2.50	115.42	123.22
34	k	612	KC2	CBA-CAA-C2A	2.50	134.80	125.27
25	c	612	CLA	CHB-C4A-NA	2.50	127.97	124.51
25	B	812	CLA	C1-C2-C3	-2.50	121.72	126.04
25	B	814	CLA	C1-C2-C3	-2.50	121.72	126.04
32	a	318	II0	C04-C10-C14	-2.50	119.11	122.63
32	b	617	II0	C31-C33-C35	-2.50	119.40	126.42
25	k	605	CLA	C1B-CHB-C4A	-2.50	125.17	130.12
32	c	613	II0	C15-C03-C09	-2.50	106.50	110.47
25	i	304	CLA	C1B-CHB-C4A	-2.50	125.17	130.12
25	a	313	CLA	O2D-CGD-O1D	-2.49	118.96	123.84

Continued on next page...

Continued from previous page...

Mol	Chain	Res	Type	Atoms	Z	Observed(°)	Ideal(°)
35	c	616	IHT	C31-C34-C35	-2.49	119.41	126.42
25	n	304	CLA	CMB-C2B-C1B	-2.49	124.63	128.46
32	l	314	II0	C03-C09-C13	-2.49	119.11	122.63
25	b	606	CLA	C4-C3-C5	2.49	119.47	115.27
25	c	606	CLA	CHB-C4A-NA	2.49	127.96	124.51
25	A	834	CLA	CAC-C3C-C4C	2.49	128.04	124.81
28	A	847	WVN	C24-C22-C19	2.49	122.00	118.08
32	h	310	II0	C41-C42-C40	2.49	128.58	123.47
25	m	605	CLA	O2D-CGD-O1D	-2.49	118.97	123.84
25	j	603	CLA	O2D-CGD-O1D	-2.49	118.97	123.84
25	A	811	CLA	CMB-C2B-C3B	2.49	129.34	124.68
25	A	841	CLA	CHB-C4A-NA	2.49	127.96	124.51
25	d	302	CLA	C2D-C1D-ND	-2.49	108.27	110.10
32	d	315	II0	C37-C35-C39	-2.49	119.44	122.92
25	l	306	CLA	O2A-CGA-O1A	-2.49	117.31	123.59
32	b	617	II0	C37-C35-C33	2.49	122.00	118.08
25	B	810	CLA	CAB-C3B-C2B	2.49	129.56	124.69
28	L	205	WVN	C30-C33-C34	-2.49	119.43	126.42
25	i	305	CLA	CHD-C1D-ND	-2.49	122.17	124.45
32	l	302	II0	C37-C35-C39	-2.48	119.44	122.92
32	a	318	II0	C06-C04-C10	2.48	114.65	109.62
32	m	615	II0	C33-C35-C39	2.48	122.75	118.94
25	s	202	CLA	CED-O2D-CGD	-2.48	110.32	115.94
25	A	842	CLA	CHB-C4A-NA	2.48	127.94	124.51
25	A	822	CLA	CHB-C4A-NA	2.48	127.94	124.51
35	n	318	IHT	C22-C18-C07	-2.48	120.23	127.20
25	B	804	CLA	CHD-C1D-ND	-2.48	122.17	124.45
28	A	850	WVN	C14-C15-C13	-2.48	119.13	122.73
34	i	319	KC2	O2D-CGD-O1D	-2.48	118.99	123.84
25	B	839	CLA	C1B-CHB-C4A	-2.48	125.20	130.12
32	d	315	II0	C33-C35-C39	2.48	122.75	118.94
25	i	302	CLA	CMB-C2B-C3B	2.48	129.31	124.68
32	j	615	II0	C30-C32-C34	-2.48	115.49	123.22
34	k	611	KC2	CAA-CBA-CGA	-2.48	114.53	127.26
35	m	616	IHT	C31-C34-C35	-2.48	119.46	126.42
25	i	302	CLA	CHB-C4A-NA	2.48	127.94	124.51
28	A	849	WVN	C29-C31-C32	-2.48	119.46	126.42
28	l	301	WVN	C39-C40-C37	-2.48	118.40	123.47
25	b	610	CLA	CMB-C2B-C3B	2.47	129.31	124.68
27	a	319	LHG	C25-C24-C23	-2.47	104.62	113.62
28	B	849	WVN	C07-C01-C02	2.47	113.29	109.55
25	i	307	CLA	CHB-C4A-NA	2.47	127.93	124.51

Continued on next page...

Continued from previous page...

Mol	Chain	Res	Type	Atoms	Z	Observed(°)	Ideal(°)
25	n	309	CLA	CHD-C1D-ND	-2.47	122.18	124.45
28	i	316	WVN	C12-C14-C15	-2.47	109.66	114.08
27	a	319	LHG	C5-O7-C7	-2.47	111.71	117.79
27	c	618	LHG	O7-C7-O9	-2.47	117.73	123.70
25	k	601	CLA	CBC-CAC-C3C	2.47	119.24	112.43
25	A	831	CLA	O2A-CGA-O1A	-2.47	117.36	123.59
34	n	312	KC2	CMB-C2B-C1B	2.47	129.06	124.71
32	m	618	II0	C17-C04-C10	-2.47	106.55	110.47
25	R	202	CLA	C2A-C1A-CHA	2.47	128.17	123.86
25	m	603	CLA	CHB-C4A-NA	2.47	127.92	124.51
28	J	102	WVN	C10-C06-C13	2.47	114.28	110.48
32	c	617	II0	C31-C33-C35	-2.47	119.49	126.42
28	l	301	WVN	C29-C26-C22	-2.47	123.79	127.31
25	B	807	CLA	CHB-C4A-NA	2.46	127.92	124.51
25	A	811	CLA	O2D-CGD-CBD	2.46	115.65	111.27
32	k	617	II0	C31-C33-C35	-2.46	119.50	126.42
28	J	102	WVN	C31-C32-C36	2.46	122.72	118.94
32	d	314	II0	C32-C34-C36	-2.46	119.50	126.42
27	A	845	LHG	O8-C23-C24	2.46	119.63	111.91
25	a	311	CLA	CAA-C2A-C3A	-2.46	106.04	112.78
25	b	608	CLA	C1-C2-C3	-2.46	121.79	126.04
25	B	840	CLA	CAA-CBA-CGA	-2.46	106.06	113.25
32	c	615	II0	C15-C03-C09	-2.46	106.56	110.47
25	l	305	CLA	C1B-CHB-C4A	-2.46	125.25	130.12
25	B	806	CLA	CAA-C2A-C1A	-2.46	103.92	111.97
32	i	313	II0	O01-C07-C11	-2.46	104.41	109.68
25	B	817	CLA	CAA-CBA-CGA	-2.46	106.07	113.25
25	l	307	CLA	C2D-C1D-ND	-2.46	108.29	110.10
25	b	602	CLA	O2A-CGA-O1A	-2.46	117.39	123.59
32	l	316	II0	C31-C29-C25	-2.46	119.45	126.58
35	b	616	IHT	C19-C10-C09	2.46	118.33	113.62
25	k	606	CLA	CHB-C4A-NA	2.45	127.90	124.51
32	i	315	II0	C32-C30-C26	-2.45	119.46	126.58
25	B	820	CLA	CMB-C2B-C3B	2.45	129.27	124.68
32	n	316	II0	C05-C03-C09	2.45	114.59	109.62
28	J	101	WVN	C02-C05-C09	-2.45	118.45	121.47
25	B	834	CLA	O2D-CGD-CBD	2.45	115.62	111.27
32	h	310	II0	C30-C32-C34	-2.45	120.50	125.34
25	h	306	CLA	CHB-C4A-NA	2.45	127.90	124.51
33	J	105	LMG	C8-O7-C10	-2.45	111.76	117.79
32	c	615	II0	C32-C34-C36	-2.45	119.54	126.42
25	A	822	CLA	C1-C2-C3	-2.45	121.81	126.04

Continued on next page...

Continued from previous page...

Mol	Chain	Res	Type	Atoms	Z	Observed(°)	Ideal(°)
33	s	208	LMG	O1-C1-C2	2.45	112.12	108.30
25	A	855	CLA	CHB-C4A-NA	2.45	127.90	124.51
32	h	312	II0	C29-C31-C33	-2.45	115.58	123.22
32	l	302	II0	C04-C10-C14	-2.45	119.18	122.63
28	F	203	WVN	C23-C20-C13	-2.45	120.33	127.20
25	A	837	CLA	CHB-C4A-NA	2.44	127.89	124.51
25	d	303	CLA	O2A-CGA-O1A	-2.44	117.42	123.59
25	A	823	CLA	CMB-C2B-C3B	2.44	129.25	124.68
25	a	313	CLA	O1D-CGD-CBD	2.44	129.49	124.48
25	n	310	CLA	O2A-CGA-O1A	-2.44	117.42	123.59
32	c	617	II0	C17-C04-C10	-2.44	106.58	110.47
25	F	201	CLA	CHB-C4A-NA	2.44	127.89	124.51
25	l	309	CLA	CHD-C1D-ND	-2.44	122.21	124.45
34	k	612	KC2	C3D-CAD-CBD	-2.44	104.39	107.61
32	c	613	II0	C06-C08-C12	2.44	113.64	110.30
28	L	205	WVN	C01-C02-C11	-2.44	109.62	112.70
32	a	315	II0	C31-C29-C25	-2.44	119.50	126.58
32	c	614	II0	C31-C29-C25	-2.44	119.50	126.58
32	c	615	II0	C12-C14-C10	-2.44	115.04	120.57
25	j	608	CLA	CAA-CBA-CGA	-2.44	106.13	113.25
28	B	849	WVN	C40-C39-C36	-2.44	118.48	123.47
25	A	843	CLA	O2D-CGD-CBD	2.44	115.60	111.27
25	j	601	CLA	CAC-C3C-C4C	2.44	127.97	124.81
25	A	840	CLA	C1-C2-C3	-2.44	121.83	126.04
25	A	842	CLA	C1-C2-C3	-2.44	121.83	126.04
25	m	605	CLA	C1B-CHB-C4A	-2.44	125.29	130.12
28	A	847	WVN	C06-C13-C15	-2.44	119.18	122.61
25	B	840	CLA	CHD-C1D-ND	-2.44	122.22	124.45
25	n	307	CLA	O2D-CGD-O1D	-2.44	119.08	123.84
25	B	825	CLA	O2D-CGD-O1D	-2.43	119.08	123.84
25	c	607	CLA	CHB-C4A-NA	2.43	127.88	124.51
25	d	305	CLA	CHB-C4A-NA	2.43	127.88	124.51
25	a	303	CLA	C1B-CHB-C4A	-2.43	125.30	130.12
25	A	854	CLA	C1-C2-C3	-2.43	121.84	126.04
25	k	604	CLA	O2D-CGD-CBD	2.43	115.59	111.27
28	L	206	WVN	C21-C15-C14	2.43	118.28	113.62
25	L	203	CLA	CHD-C1D-ND	-2.43	122.22	124.45
25	L	203	CLA	CMD-C2D-C3D	2.43	133.20	127.61
25	c	608	CLA	C1D-ND-C4D	-2.43	104.61	106.33
28	J	102	WVN	C39-C40-C37	-2.43	118.50	123.47
25	c	603	CLA	CBC-CAC-C3C	2.43	119.12	112.43
25	n	310	CLA	C6-C5-C3	2.43	119.82	113.45

Continued on next page...

Continued from previous page...

Mol	Chain	Res	Type	Atoms	Z	Observed(°)	Ideal(°)
25	Q	302	CLA	O2A-CGA-O1A	-2.43	117.47	123.59
25	A	856	CLA	C3A-C2A-C1A	2.42	105.75	101.64
25	A	801	CLA	C2A-C1A-CHA	2.42	128.10	123.86
25	A	838	CLA	O2D-CGD-CBD	2.42	115.57	111.27
32	i	313	II0	C11-C13-C09	-2.42	115.08	120.57
25	d	302	CLA	CHB-C4A-NA	2.42	127.86	124.51
25	a	311	CLA	CAA-CBA-CGA	-2.42	106.18	113.25
32	k	615	II0	C30-C32-C34	-2.42	115.67	123.22
25	A	832	CLA	CMC-C2C-C3C	2.42	132.68	126.12
34	c	610	KC2	C2A-C1A-NA	2.42	113.28	109.40
25	s	203	CLA	CBA-CAA-C2A	-2.42	106.72	113.86
25	B	817	CLA	CHB-C4A-NA	2.42	127.86	124.51
25	m	612	CLA	CAC-C3C-C4C	2.42	127.95	124.81
32	h	310	II0	C15-C03-C09	-2.42	106.63	110.47
35	R	203	IHT	C04-C02-C07	2.42	114.20	110.48
25	n	308	CLA	CHB-C4A-NA	2.42	127.85	124.51
25	m	606	CLA	O2A-CGA-O1A	-2.42	117.50	123.59
25	a	308	CLA	CAA-C2A-C3A	-2.42	106.16	112.78
33	c	619	LMG	O8-C28-C29	2.41	119.48	111.91
25	A	854	CLA	O2A-CGA-O1A	-2.41	117.50	123.59
25	B	805	CLA	O2D-CGD-CBD	2.41	115.55	111.27
34	n	312	KC2	CAB-C3B-C2B	2.41	136.55	128.60
25	B	821	CLA	O2A-CGA-O1A	-2.41	117.51	123.59
32	j	613	II0	C31-C33-C35	-2.41	119.64	126.42
25	A	822	CLA	CHD-C1D-ND	-2.41	122.24	124.45
25	B	803	CLA	C1B-CHB-C4A	-2.41	125.34	130.12
25	B	820	CLA	CHB-C4A-NA	2.41	127.84	124.51
25	c	611	CLA	CBC-CAC-C3C	2.41	119.07	112.43
32	d	313	II0	C28-C26-C24	2.41	121.61	116.84
34	n	313	KC2	C2B-C1B-NB	2.41	111.88	110.10
28	J	101	WVN	C23-C20-C13	-2.41	120.44	127.20
25	l	308	CLA	O2A-CGA-O1A	-2.41	117.52	123.59
32	k	617	II0	C06-C04-C10	2.41	114.50	109.62
25	A	830	CLA	O2D-CGD-CBD	2.41	115.54	111.27
25	B	816	CLA	O2D-CGD-CBD	2.41	115.54	111.27
28	F	204	WVN	C38-C34-C37	-2.41	119.55	122.92
32	n	315	II0	C32-C30-C26	-2.40	119.60	126.58
25	m	608	CLA	CMB-C2B-C3B	2.40	129.18	124.68
25	c	606	CLA	O2A-CGA-O1A	-2.40	117.53	123.59
28	h	309	WVN	C19-C22-C26	2.40	122.63	118.94
25	B	833	CLA	O2A-CGA-O1A	-2.40	117.53	123.59
28	B	845	WVN	C14-C15-C13	-2.40	119.24	122.73

Continued on next page...

Continued from previous page...

Mol	Chain	Res	Type	Atoms	Z	Observed(°)	Ideal(°)
27	k	620	LHG	C5-O7-C7	-2.40	111.88	117.79
25	A	824	CLA	C1-C2-C3	-2.40	121.89	126.04
33	c	619	LMG	C4-C3-C2	2.40	115.02	110.82
34	d	311	KC2	CHB-C4A-NA	2.40	127.99	124.20
25	l	304	CLA	O2A-CGA-O1A	-2.40	117.53	123.59
35	m	616	IHT	C41-C40-C37	-2.40	118.56	123.47
32	m	614	II0	C03-C09-C13	-2.40	119.25	122.63
25	k	614	CLA	CAA-CBA-CGA	-2.40	106.24	113.25
35	m	616	IHT	C25-C23-C27	-2.40	119.56	122.92
25	A	824	CLA	C2A-C1A-CHA	2.40	128.05	123.86
25	A	808	CLA	CHB-C4A-NA	2.40	127.83	124.51
25	B	823	CLA	CHB-C4A-NA	2.40	127.83	124.51
28	s	207	WVN	C21-C15-C14	2.40	118.22	113.62
32	m	615	II0	C05-C03-C09	2.40	114.48	109.62
25	A	810	CLA	CHB-C4A-NA	2.40	127.83	124.51
25	m	607	CLA	CHB-C4A-NA	2.40	127.83	124.51
34	s	204	KC2	CBD-CHA-C1A	2.40	133.35	128.88
25	c	606	CLA	O2D-CGD-CBD	2.40	115.52	111.27
25	A	808	CLA	CAA-C2A-C1A	2.39	119.82	111.97
25	A	854	CLA	O2D-CGD-O1D	-2.39	119.16	123.84
27	b	619	LHG	C26-C25-C24	-2.39	104.58	113.19
28	J	102	WVN	C29-C31-C32	-2.39	119.69	126.42
25	d	308	CLA	CHB-C4A-NA	2.39	127.82	124.51
25	B	810	CLA	C1B-CHB-C4A	-2.39	125.38	130.12
32	h	312	II0	C31-C29-C25	-2.39	119.64	126.58
25	l	306	CLA	CHB-C4A-NA	2.39	127.82	124.51
32	J	104	II0	C28-C26-C24	2.39	121.57	116.84
25	i	307	CLA	O2D-CGD-O1D	-2.39	119.17	123.84
32	k	619	II0	C37-C35-C33	2.39	121.84	118.08
25	n	304	CLA	C2A-C1A-CHA	2.39	128.04	123.86
32	n	317	II0	C30-C32-C34	-2.39	115.76	123.22
32	c	614	II0	C17-C04-C10	2.39	114.26	110.47
32	n	319	II0	C27-C25-C23	2.39	121.56	116.84
34	k	613	KC2	C2B-C1B-NB	2.39	111.86	110.10
25	b	608	CLA	CHB-C4A-NA	2.38	127.81	124.51
25	A	805	CLA	CHB-C4A-NA	2.38	127.81	124.51
35	b	615	IHT	C31-C34-C35	-2.38	119.72	126.42
25	B	816	CLA	CAA-C2A-C3A	-2.38	106.25	112.78
35	k	618	IHT	C40-C41-C38	-2.38	118.59	123.47
25	j	602	CLA	CHB-C4A-NA	2.38	127.81	124.51
32	m	615	II0	C41-C42-C40	-2.38	118.59	123.47
28	A	849	WVN	C23-C25-C28	-2.38	115.29	118.94

Continued on next page...

Continued from previous page...

Mol	Chain	Res	Type	Atoms	Z	Observed(°)	Ideal(°)
25	i	312	CLA	O2A-CGA-O1A	-2.38	117.58	123.59
25	b	606	CLA	O2A-C1-C2	-2.38	102.38	108.64
25	B	823	CLA	CBA-CAA-C2A	2.38	120.89	113.86
33	b	620	LMG	C6-C5-C4	-2.38	107.43	113.00
25	l	305	CLA	C3A-C2A-C1A	2.38	104.90	101.34
25	n	308	CLA	CHD-C1D-C2D	2.38	130.47	125.48
25	n	304	CLA	CMB-C2B-C3B	2.38	129.13	124.68
25	A	806	CLA	CHD-C1D-ND	-2.38	122.27	124.45
28	F	204	WVN	C33-C34-C37	2.38	122.59	118.94
32	d	316	II0	C31-C29-C25	-2.38	119.67	126.58
25	d	312	CLA	C2A-C1A-CHA	2.38	128.02	123.86
25	k	606	CLA	O2A-CGA-O1A	-2.38	117.59	123.59
32	d	313	II0	O02-C08-C06	-2.38	105.08	109.80
28	i	316	WVN	C27-C25-C28	2.38	126.25	122.92
32	m	618	II0	C08-C12-C14	2.38	116.59	111.85
34	k	612	KC2	CGD-CBD-CAD	-2.38	103.04	110.73
32	l	313	II0	C32-C34-C36	-2.37	119.75	126.42
25	m	608	CLA	C1-C2-C3	-2.37	121.94	126.04
25	A	839	CLA	O2D-CGD-CBD	2.37	115.48	111.27
32	m	614	II0	C32-C34-C36	-2.37	119.75	126.42
32	b	617	II0	C19-C13-C11	2.37	118.75	114.36
25	i	302	CLA	CBA-CAA-C2A	2.37	120.86	113.86
25	B	841	CLA	O2A-CGA-O1A	-2.37	117.61	123.59
25	s	209	CLA	CHD-C1D-ND	-2.37	122.28	124.45
25	n	306	CLA	C2A-C1A-CHA	2.37	128.00	123.86
32	n	301	II0	C31-C29-C25	-2.37	119.70	126.58
32	n	315	II0	C19-C13-C11	2.37	118.74	114.36
28	l	315	WVN	C16-C05-C09	-2.37	113.90	122.33
25	A	821	CLA	CHD-C1D-ND	-2.37	122.28	124.45
25	L	203	CLA	O2A-CGA-O1A	-2.37	117.62	123.59
28	L	201	WVN	C28-C30-C33	-2.37	115.83	123.22
25	B	822	CLA	C2A-C1A-CHA	2.37	128.00	123.86
25	m	612	CLA	C2A-C1A-CHA	2.36	127.99	123.86
32	b	617	II0	C18-C04-C10	-2.36	106.71	110.47
32	b	614	II0	C37-C35-C33	2.36	121.80	118.08
25	A	806	CLA	CHB-C4A-NA	2.36	127.78	124.51
28	J	102	WVN	C21-C15-C13	-2.36	121.88	124.53
27	k	620	LHG	O7-C7-O9	-2.36	118.00	123.70
25	A	835	CLA	O2D-CGD-CBD	2.36	115.46	111.27
32	i	314	II0	C42-C41-C39	-2.36	118.64	123.47
32	d	314	II0	C38-C36-C40	-2.36	119.62	122.92
28	A	847	WVN	C23-C25-C28	2.36	122.56	118.94

Continued on next page...

Continued from previous page...

Mol	Chain	Res	Type	Atoms	Z	Observed(°)	Ideal(°)
25	d	301	CLA	O2A-CGA-O1A	-2.36	117.64	123.59
32	d	313	II0	C42-C41-C39	-2.36	118.65	123.47
25	d	305	CLA	O2A-CGA-O1A	-2.36	117.64	123.59
32	k	616	II0	C37-C35-C33	-2.36	114.36	118.08
28	B	847	WVN	C19-C22-C26	-2.36	115.33	118.94
32	i	320	II0	C32-C34-C36	-2.36	119.80	126.42
25	c	602	CLA	CAC-C3C-C2C	-2.35	123.50	127.53
25	h	306	CLA	CHD-C1D-ND	-2.35	122.29	124.45
32	i	320	II0	C34-C36-C40	-2.35	115.33	118.94
32	j	614	II0	C42-C41-C39	-2.35	118.65	123.47
32	a	314	II0	C32-C30-C26	-2.35	119.75	126.58
25	a	304	CLA	CHB-C4A-NA	2.35	127.76	124.51
25	k	603	CLA	C3A-C2A-C1A	2.35	104.86	101.34
28	B	844	WVN	C02-C05-C09	-2.35	118.58	121.47
25	l	312	CLA	CHD-C1D-ND	-2.35	122.30	124.45
28	F	204	WVN	C07-C01-C02	2.35	113.10	109.55
28	I	101	WVN	C12-C14-C15	-2.35	109.88	114.08
34	n	312	KC2	O2D-CGD-O1D	-2.35	119.25	123.84
25	L	203	CLA	O2D-CGD-CBD	2.35	115.44	111.27
25	A	820	CLA	C1-C2-C3	-2.35	121.98	126.04
25	n	310	CLA	CHB-C4A-NA	2.35	127.76	124.51
32	m	615	II0	C06-C04-C10	2.34	114.37	109.62
25	A	840	CLA	CHD-C1D-ND	-2.34	122.30	124.45
32	m	615	II0	C15-C03-C09	-2.34	106.75	110.47
25	n	310	CLA	CHD-C1D-ND	-2.34	122.30	124.45
32	i	317	II0	C11-C13-C09	-2.34	115.26	120.57
28	M	101	WVN	C39-C40-C37	-2.34	118.68	123.47
25	m	602	CLA	O2D-CGD-CBD	2.34	115.43	111.27
28	l	315	WVN	C38-C34-C37	-2.34	119.65	122.92
28	s	205	WVN	C07-C01-C02	2.34	113.09	109.55
25	m	609	CLA	C1-C2-C3	-2.34	122.00	126.04
35	R	203	IHT	C02-C07-C10	-2.34	119.32	122.61
28	A	847	WVN	C23-C20-C13	-2.34	120.64	127.20
25	A	839	CLA	C4A-NA-C1A	2.34	107.76	106.71
32	m	614	II0	C41-C42-C40	-2.33	118.69	123.47
25	s	209	CLA	O2A-CGA-O1A	-2.33	117.70	123.59
28	A	849	WVN	C04-C09-C05	-2.33	122.61	124.85
36	i	301	LMU	O5'-C5'-C4'	2.33	114.67	109.75
32	d	315	II0	C03-C09-C13	-2.33	119.34	122.63
25	c	602	CLA	C1-C2-C3	-2.33	122.98	126.75
25	B	821	CLA	C1-C2-C3	-2.33	122.01	126.04
32	i	314	II0	C11-C13-C09	-2.33	115.28	120.57

Continued on next page...

Continued from previous page...

Mol	Chain	Res	Type	Atoms	Z	Observed(°)	Ideal(°)
25	b	605	CLA	O2D-CGD-O1D	-2.33	119.28	123.84
25	i	305	CLA	O1D-CGD-CBD	2.33	129.25	124.48
25	A	834	CLA	C1-C2-C3	-2.33	122.01	126.04
25	i	307	CLA	C4-C3-C5	2.33	119.19	115.27
25	m	613	CLA	CHB-C4A-NA	2.33	127.73	124.51
25	h	303	CLA	CMA-C3A-C2A	-2.33	104.43	113.83
32	m	614	II0	C42-C41-C39	-2.33	118.70	123.47
25	A	818	CLA	CAC-C3C-C4C	-2.33	121.79	124.81
25	l	304	CLA	CHB-C4A-NA	2.33	127.73	124.51
25	A	853	CLA	O2A-CGA-O1A	-2.33	117.72	123.59
25	A	836	CLA	O2D-CGD-CBD	2.33	115.40	111.27
35	n	318	IHT	C41-C40-C37	-2.33	118.71	123.47
32	h	311	II0	C32-C30-C26	-2.33	119.83	126.58
32	j	613	II0	C20-C14-C12	2.33	118.67	114.36
26	A	844	PQN	C26-C25-C23	-2.33	108.40	115.92
25	A	824	CLA	C1B-CHB-C4A	-2.33	125.51	130.12
25	a	306	CLA	O2A-CGA-O1A	-2.33	117.72	123.59
25	l	305	CLA	CAA-C2A-C3A	-2.33	106.41	112.78
32	k	619	II0	C28-C26-C24	2.33	121.44	116.84
25	d	303	CLA	CHB-C4A-NA	2.32	127.73	124.51
25	b	603	CLA	O2D-CGD-O1D	-2.32	119.29	123.84
25	k	610	CLA	O2A-CGA-O1A	-2.32	117.73	123.59
34	k	612	KC2	CMB-C2B-C1B	2.32	128.81	124.71
25	c	608	CLA	CMA-C3A-C2A	-2.32	104.45	113.83
25	B	812	CLA	O2A-CGA-O1A	-2.32	117.73	123.59
25	m	613	CLA	CBC-CAC-C3C	2.32	118.83	112.43
29	a	320	LMT	O5'-C5'-C4'	2.32	114.65	109.75
28	l	315	WVN	C12-C14-C15	-2.32	109.93	114.08
28	s	205	WVN	C23-C20-C13	-2.32	120.68	127.20
25	b	602	CLA	CAA-CBA-CGA	-2.32	106.47	113.25
32	j	614	II0	C32-C34-C36	-2.32	119.90	126.42
32	c	614	II0	C27-C25-C23	2.32	121.43	116.84
25	h	304	CLA	O2D-CGD-CBD	2.32	115.39	111.27
25	d	303	CLA	CHD-C1D-ND	-2.32	122.32	124.45
28	F	203	WVN	C12-C14-C15	-2.32	109.94	114.08
25	B	827	CLA	CHD-C1D-ND	-2.32	122.32	124.45
32	h	310	II0	C31-C29-C25	-2.32	119.85	126.58
25	B	808	CLA	O2D-CGD-CBD	2.32	115.39	111.27
25	h	303	CLA	O2D-CGD-CBD	2.32	115.39	111.27
25	K	102	CLA	CMC-C2C-C1C	-2.32	121.51	125.04
32	i	317	II0	C30-C32-C34	-2.32	115.99	123.22
25	k	614	CLA	CHD-C1D-ND	-2.32	122.33	124.45

Continued on next page...

Continued from previous page...

Mol	Chain	Res	Type	Atoms	Z	Observed(°)	Ideal(°)
32	d	315	II0	C19-C13-C11	2.32	118.65	114.36
25	k	609	CLA	C11-C12-C13	-2.32	108.43	115.92
28	A	849	WVN	C26-C29-C31	-2.32	115.99	123.22
27	J	107	LHG	C5-O7-C7	-2.32	112.09	117.79
34	k	613	KC2	CGD-CBD-CAD	-2.32	103.23	110.73
25	n	311	CLA	C1-C2-C3	-2.32	122.04	126.04
32	d	313	II0	C41-C42-C40	-2.32	118.73	123.47
25	A	842	CLA	CHD-C1D-ND	-2.32	122.33	124.45
34	d	311	KC2	CAC-C3C-C4C	2.31	135.25	124.47
25	a	307	CLA	CHD-C1D-ND	-2.31	122.33	124.45
25	B	803	CLA	CBA-CAA-C2A	-2.31	107.03	113.86
25	A	819	CLA	O2D-CGD-CBD	2.31	115.38	111.27
35	n	318	IHT	C05-C08-C12	2.31	113.47	110.30
28	A	847	WVN	C21-C15-C13	-2.31	121.93	124.53
25	c	608	CLA	CHB-C4A-NA	2.31	127.71	124.51
25	A	835	CLA	CHD-C1D-ND	-2.31	122.33	124.45
25	B	836	CLA	C1-C2-C3	-2.31	122.04	126.04
25	j	607	CLA	C2A-C1A-CHA	2.31	127.90	123.86
25	B	803	CLA	C11-C12-C13	-2.31	108.45	115.92
32	k	617	II0	C12-C14-C10	-2.31	115.33	120.57
28	F	203	WVN	C14-C15-C13	-2.31	119.38	122.73
25	j	601	CLA	C1-C2-C3	-2.31	122.05	126.04
28	F	203	WVN	C30-C28-C25	-2.31	124.01	127.31
25	B	823	CLA	CHA-C1A-NA	-2.31	121.11	126.40
25	m	610	CLA	O2A-CGA-O1A	-2.31	117.77	123.59
27	B	801	LHG	C6-C5-C4	-2.31	106.33	111.79
25	B	813	CLA	CHD-C1D-ND	-2.31	122.33	124.45
35	j	616	IHT	C20-C15-C11	-2.31	121.21	124.35
28	B	849	WVN	C19-C22-C26	-2.31	115.40	118.94
28	R	201	WVN	C02-C05-C09	-2.31	118.63	121.47
25	A	815	CLA	CHB-C4A-NA	2.31	127.70	124.51
25	B	836	CLA	CAA-CBA-CGA	-2.31	106.52	113.25
25	B	825	CLA	CHB-C4A-NA	2.31	127.70	124.51
25	A	813	CLA	O2D-CGD-CBD	2.31	115.36	111.27
25	A	840	CLA	CHB-C4A-NA	2.30	127.70	124.51
34	n	313	KC2	CAA-CBA-CGA	-2.30	115.42	127.26
25	A	828	CLA	CAA-CBA-CGA	-2.30	106.52	113.25
25	B	834	CLA	CHB-C4A-NA	2.30	127.70	124.51
26	A	844	PQN	C2M-C2-C3	-2.30	120.64	124.40
25	c	606	CLA	CHA-C1A-NA	-2.30	121.12	126.40
28	B	845	WVN	C02-C05-C09	-2.30	118.63	121.47
28	I	101	WVN	C27-C25-C23	2.30	121.70	118.08

Continued on next page...

Continued from previous page...

Mol	Chain	Res	Type	Atoms	Z	Observed(°)	Ideal(°)
27	i	318	LHG	O7-C7-O9	-2.30	118.14	123.70
34	k	611	KC2	C4D-C3D-CAD	2.30	111.53	107.81
32	d	313	II0	C30-C32-C34	-2.30	116.04	123.22
34	j	610	KC2	CAA-CBA-CGA	-2.30	115.45	127.26
25	a	303	CLA	O2D-CGD-CBD	2.30	115.35	111.27
25	i	309	CLA	CAA-C2A-C1A	2.30	119.51	111.97
27	a	301	LHG	O8-C6-C5	2.30	115.12	108.43
25	A	823	CLA	CHB-C4A-NA	2.30	127.69	124.51
25	n	311	CLA	CHB-C4A-NA	2.30	127.69	124.51
25	h	308	CLA	CAA-C2A-C3A	-2.30	106.49	112.78
32	J	104	II0	C20-C14-C12	2.30	118.61	114.36
28	M	101	WVN	C04-C09-C05	-2.29	122.65	124.85
25	A	811	CLA	C1-C2-C3	-2.29	122.08	126.04
34	l	311	KC2	CBD-CHA-C1A	2.29	133.16	128.88
25	B	835	CLA	CHD-C1D-ND	-2.29	122.35	124.45
32	i	313	II0	C19-C13-C11	2.29	118.60	114.36
25	a	309	CLA	C11-C10-C8	-2.29	108.51	115.92
25	k	603	CLA	CAA-CBA-CGA	-2.29	106.56	113.25
25	B	823	CLA	CAA-C2A-C3A	-2.29	106.51	112.78
25	B	819	CLA	CAA-C2A-C1A	-2.29	104.47	111.97
25	A	839	CLA	CHB-C4A-NA	2.29	127.68	124.51
25	n	314	CLA	C1-C2-C3	-2.29	122.08	126.04
25	A	804	CLA	CAC-C3C-C4C	2.29	127.78	124.81
25	m	607	CLA	CHA-C4D-ND	2.29	137.28	132.50
25	l	303	CLA	O2A-CGA-O1A	-2.29	117.82	123.59
28	M	101	WVN	C16-C05-C09	-2.29	114.20	122.33
35	j	616	IHT	C02-C07-C18	2.29	122.25	115.78
25	j	603	CLA	CHB-C4A-NA	2.28	127.67	124.51
25	A	828	CLA	O2A-CGA-O1A	-2.28	117.83	123.59
35	k	618	IHT	C20-C15-C12	2.28	118.59	114.36
25	i	306	CLA	CHB-C4A-NA	2.28	127.67	124.51
25	A	813	CLA	CHB-C4A-NA	2.28	127.67	124.51
32	i	313	II0	C32-C34-C36	-2.28	120.01	126.42
34	d	311	KC2	CAB-C3B-C4B	-2.28	119.39	124.90
28	F	203	WVN	C07-C01-C02	2.28	113.00	109.55
35	R	203	IHT	C22-C18-C07	-2.28	120.80	127.20
26	B	842	PQN	C2M-C2-C3	-2.28	120.68	124.40
28	K	103	WVN	C39-C36-C32	-2.28	124.06	127.31
25	n	310	CLA	O2D-CGD-O1D	-2.28	119.38	123.84
25	b	603	CLA	CMA-C3A-C4A	-2.28	105.65	111.77
32	d	315	II0	C32-C30-C26	-2.28	119.97	126.58
25	B	835	CLA	C2D-C1D-ND	-2.28	108.43	110.10

Continued on next page...

Continued from previous page...

Mol	Chain	Res	Type	Atoms	Z	Observed(°)	Ideal(°)
25	B	839	CLA	CHB-C4A-NA	2.28	127.66	124.51
25	k	602	CLA	CHB-C4A-NA	2.28	127.66	124.51
34	k	612	KC2	O1D-CGD-CBD	-2.28	119.83	124.48
25	A	818	CLA	C7-C6-C5	-2.27	107.18	113.36
25	d	302	CLA	CAA-C2A-C3A	-2.27	106.55	112.78
25	A	853	CLA	CHD-C1D-ND	-2.27	122.36	124.45
25	d	312	CLA	CHD-C1D-ND	-2.27	122.36	124.45
25	b	606	CLA	C4-C3-C2	-2.27	117.85	123.68
25	c	605	CLA	C1-C2-C3	-2.27	122.11	126.04
34	c	610	KC2	C3C-C2C-C1C	-2.27	104.80	106.49
34	d	311	KC2	CAA-CBA-CGA	-2.27	115.58	127.26
25	A	856	CLA	CHD-C1D-ND	-2.27	122.37	124.45
32	h	312	II0	C15-C03-C09	-2.27	106.86	110.47
32	k	619	II0	C19-C13-C09	-2.27	121.26	124.35
25	m	606	CLA	CMB-C2B-C3B	2.27	128.93	124.68
25	m	604	CLA	O2A-CGA-O1A	-2.27	117.86	123.59
25	a	311	CLA	C3A-C2A-C1A	2.27	104.74	101.34
26	B	842	PQN	C21-C20-C18	-2.27	108.58	115.92
32	h	311	II0	C11-C13-C09	-2.27	115.42	120.57
32	c	613	II0	C29-C31-C33	-2.27	116.14	123.22
35	c	616	IHT	C41-C40-C37	-2.27	118.83	123.47
28	l	315	WVN	C24-C22-C26	-2.27	119.75	122.92
34	m	611	KC2	CAB-C3B-C4B	-2.27	119.42	124.90
25	b	606	CLA	CHB-C4A-NA	2.27	127.65	124.51
28	I	101	WVN	C39-C36-C32	-2.27	124.08	127.31
28	i	316	WVN	C20-C13-C15	-2.27	115.97	121.46
32	a	314	II0	C38-C36-C34	2.27	121.65	118.08
25	d	308	CLA	CHD-C1D-ND	-2.27	122.37	124.45
28	K	103	WVN	C08-C01-C02	-2.26	106.12	109.55
25	B	820	CLA	CHD-C1D-ND	-2.26	122.37	124.45
35	n	318	IHT	C20-C15-C11	-2.26	121.28	124.35
25	h	302	CLA	CAC-C3C-C4C	2.26	127.75	124.81
25	B	831	CLA	CHD-C1D-ND	-2.26	122.38	124.45
32	c	613	II0	C19-C13-C11	2.26	118.54	114.36
25	L	204	CLA	CHD-C1D-ND	-2.26	122.38	124.45
25	A	828	CLA	CHB-C4A-NA	2.26	127.64	124.51
25	A	801	CLA	C1-C2-C3	-2.26	122.14	126.04
25	b	605	CLA	CAA-C2A-C1A	2.26	119.37	111.97
25	B	832	CLA	C1-O2A-CGA	2.26	122.37	116.44
25	c	604	CLA	O2D-CGD-CBD	2.26	115.28	111.27
29	a	302	LMT	C4'-C3'-C2'	2.26	114.76	110.82
35	j	616	IHT	C31-C34-C35	-2.26	120.08	126.42

Continued on next page...

Continued from previous page...

Mol	Chain	Res	Type	Atoms	Z	Observed(°)	Ideal(°)
25	K	101	CLA	O2A-CGA-O1A	-2.26	117.90	123.59
32	i	320	II0	C27-C25-C23	2.26	121.31	116.84
26	B	842	PQN	C26-C25-C23	-2.26	108.63	115.92
25	A	808	CLA	CHA-C1A-NA	-2.25	121.23	126.40
28	J	102	WVN	C23-C20-C13	-2.25	120.87	127.20
34	i	319	KC2	C2B-C1B-NB	2.25	111.77	110.10
32	d	315	II0	C03-C05-C07	2.25	118.73	113.64
32	m	618	II0	C32-C30-C26	-2.25	120.04	126.58
25	c	603	CLA	CHD-C1D-ND	-2.25	122.38	124.45
28	l	315	WVN	C12-C10-C06	-2.25	106.54	114.60
25	F	201	CLA	C1B-CHB-C4A	-2.25	125.65	130.12
25	A	853	CLA	C11-C12-C13	-2.25	108.64	115.92
32	i	317	II0	C28-C26-C24	2.25	121.30	116.84
25	A	824	CLA	O2D-CGD-CBD	2.25	115.27	111.27
28	l	301	WVN	C08-C01-C02	-2.25	106.13	109.55
25	i	302	CLA	CAC-C3C-C4C	2.25	127.73	124.81
25	l	312	CLA	O2D-CGD-O1D	-2.25	119.44	123.84
25	i	305	CLA	CHB-C4A-NA	2.25	127.62	124.51
25	s	202	CLA	C11-C12-C13	-2.25	108.64	115.92
25	n	302	CLA	CHD-C1D-ND	-2.25	122.39	124.45
25	b	612	CLA	C2D-C1D-ND	-2.25	108.45	110.10
25	n	309	CLA	O2A-CGA-O1A	-2.25	117.91	123.59
34	l	311	KC2	C4D-C3D-CAD	2.25	111.44	107.81
25	B	805	CLA	O2A-CGA-O1A	-2.25	117.92	123.59
25	B	805	CLA	CAA-C2A-C3A	-2.25	106.62	112.78
25	l	304	CLA	O2D-CGD-CBD	2.25	115.26	111.27
35	k	618	IHT	C28-C26-C24	2.25	121.29	116.84
28	A	851	WVN	C08-C01-C03	-2.25	104.40	109.03
25	n	305	CLA	C1-C2-C3	-2.25	122.16	126.04
25	a	310	CLA	O2D-CGD-CBD	2.25	115.26	111.27
25	B	810	CLA	O2A-CGA-O1A	-2.25	117.92	123.59
25	m	607	CLA	C3D-C2D-C1D	2.25	108.90	105.83
34	m	611	KC2	CAA-CBA-CGA	-2.25	115.72	127.26
25	d	312	CLA	O2A-CGA-O1A	-2.25	117.92	123.59
35	b	616	IHT	C09-C10-C07	-2.25	119.47	122.73
25	F	201	CLA	CHA-C1A-NA	-2.25	121.26	126.40
32	i	317	II0	C05-C07-C11	2.24	113.38	110.30
25	i	309	CLA	O1D-CGD-CBD	2.24	129.08	124.48
25	m	602	CLA	C3B-C4B-NB	-2.24	106.31	109.21
25	A	823	CLA	C1-C2-C3	-2.24	122.16	126.04
32	k	617	II0	C29-C31-C33	-2.24	116.21	123.22
32	b	614	II0	C12-C14-C10	-2.24	115.48	120.57

Continued on next page...

Continued from previous page...

Mol	Chain	Res	Type	Atoms	Z	Observed(°)	Ideal(°)
32	i	314	II0	C05-C03-C09	2.24	114.17	109.62
25	L	204	CLA	CHB-C4A-NA	2.24	127.61	124.51
28	l	315	WVN	C30-C33-C34	-2.24	120.11	126.42
25	i	308	CLA	CHB-C4A-NA	2.24	127.61	124.51
25	A	841	CLA	CHD-C1D-ND	-2.24	122.39	124.45
25	A	825	CLA	CHB-C4A-NA	2.24	127.61	124.51
25	i	308	CLA	CHD-C1D-ND	-2.24	122.39	124.45
28	F	203	WVN	C27-C25-C23	2.24	121.61	118.08
25	b	610	CLA	O2D-CGD-CBD	2.24	115.25	111.27
34	c	610	KC2	C3D-CAD-CBD	-2.24	104.66	107.61
32	i	317	II0	C05-C03-C09	2.24	114.16	109.62
25	A	818	CLA	O2D-CGD-CBD	2.24	115.25	111.27
25	B	841	CLA	CHB-C4A-NA	2.24	127.61	124.51
32	d	315	II0	C38-C36-C40	-2.24	119.79	122.92
25	m	608	CLA	C1B-CHB-C4A	-2.24	125.69	130.12
25	m	602	CLA	C2D-C1D-ND	-2.23	108.46	110.10
25	d	304	CLA	CHB-C4A-NA	2.23	127.60	124.51
32	d	313	II0	C31-C29-C25	-2.23	120.10	126.58
25	A	838	CLA	O2A-CGA-O1A	-2.23	117.96	123.59
32	b	614	II0	C03-C05-C07	-2.23	108.60	113.64
34	k	612	KC2	C2A-C3A-C4A	-2.23	104.83	106.49
34	j	610	KC2	C4D-C3D-CAD	2.23	111.42	107.81
32	c	615	II0	C05-C03-C09	2.23	114.14	109.62
25	l	309	CLA	CMA-C3A-C2A	-2.23	104.83	113.83
32	l	316	II0	C32-C30-C26	-2.23	120.10	126.58
32	m	618	II0	C03-C05-C07	-2.23	108.60	113.64
25	B	815	CLA	CHB-C4A-NA	2.23	127.60	124.51
25	a	303	CLA	CHB-C4A-NA	2.23	127.60	124.51
28	J	101	WVN	C08-C01-C02	-2.23	106.17	109.55
34	c	610	KC2	C2B-C1B-NB	2.23	111.75	110.10
35	m	616	IHT	C40-C41-C38	-2.23	118.91	123.47
25	m	602	CLA	C4A-NA-C1A	2.23	107.71	106.71
25	j	607	CLA	CHD-C1D-ND	-2.23	122.41	124.45
32	i	314	II0	C31-C33-C35	-2.23	120.16	126.42
25	a	312	CLA	C2A-C1A-CHA	2.23	127.75	123.86
28	l	315	WVN	C38-C34-C33	-2.23	114.57	118.08
28	l	301	WVN	C40-C39-C36	-2.23	118.91	123.47
32	a	315	II0	C16-C03-C09	-2.23	106.93	110.47
25	K	102	CLA	CHC-C1C-NC	2.23	127.58	124.20
28	B	846	WVN	C38-C34-C33	2.23	121.58	118.08
34	d	310	KC2	CBD-CHA-C1A	2.23	133.03	128.88
28	A	849	WVN	C27-C25-C23	2.22	121.58	118.08

Continued on next page...

Continued from previous page...

Mol	Chain	Res	Type	Atoms	Z	Observed(°)	Ideal(°)
32	d	315	II0	C06-C08-C12	2.22	113.35	110.30
28	B	846	WVN	C35-C32-C31	2.22	121.58	118.08
25	B	804	CLA	CBA-CAA-C2A	-2.22	107.30	113.86
27	A	846	LHG	C5-O7-C7	-2.22	112.32	117.79
25	n	306	CLA	C2D-C1D-ND	-2.22	108.47	110.10
25	l	312	CLA	CHB-C4A-NA	2.22	127.58	124.51
25	A	854	CLA	CED-O2D-CGD	2.22	120.96	115.94
25	a	304	CLA	CHA-C4D-ND	2.22	137.14	132.50
25	A	810	CLA	CHD-C1D-ND	-2.22	122.41	124.45
25	j	608	CLA	CHD-C1D-ND	-2.22	122.41	124.45
27	J	107	LHG	O8-C23-O10	-2.22	117.99	123.59
32	c	614	II0	C32-C34-C36	-2.22	120.18	126.42
25	B	822	CLA	C4-C3-C5	-2.22	111.54	115.27
25	m	603	CLA	C6-C7-C8	-2.22	108.75	115.92
25	L	204	CLA	CAC-C3C-C4C	2.22	127.69	124.81
25	k	607	CLA	CHA-C4D-ND	2.22	137.14	132.50
25	k	609	CLA	CAC-C3C-C4C	2.22	127.69	124.81
32	n	301	II0	C30-C32-C34	-2.22	116.30	123.22
28	B	844	WVN	C10-C06-C13	2.22	113.89	110.48
32	h	311	II0	C30-C32-C34	-2.22	116.30	123.22
25	B	811	CLA	CMA-C3A-C4A	-2.22	105.82	111.77
32	i	314	II0	C42-C40-C36	-2.21	124.15	127.31
25	a	304	CLA	C1-C2-C3	-2.21	123.17	126.75
25	A	819	CLA	CHC-C1C-NC	2.21	127.56	124.20
28	A	847	WVN	C29-C31-C32	-2.21	120.20	126.42
34	i	310	KC2	CHC-C1C-C2C	-2.21	121.53	124.98
28	s	205	WVN	C29-C26-C22	-2.21	124.16	127.31
25	m	613	CLA	C2D-C1D-ND	-2.21	108.47	110.10
25	A	815	CLA	O2D-CGD-CBD	2.21	115.19	111.27
32	h	312	II0	C05-C07-C11	2.21	113.33	110.30
25	J	103	CLA	CAA-C2A-C3A	-2.21	108.74	114.26
32	j	613	II0	C12-C14-C10	-2.21	115.56	120.57
25	n	304	CLA	O1D-CGD-CBD	2.21	129.00	124.48
34	i	319	KC2	CAA-CBA-CGA	-2.21	115.92	127.26
35	a	317	IHT	C28-C26-C24	2.21	121.21	116.84
25	j	608	CLA	O2A-C1-C2	-2.21	102.84	108.64
28	A	849	WVN	C31-C32-C36	-2.21	115.56	118.94
28	L	206	WVN	C29-C31-C32	-2.20	120.22	126.42
35	b	615	IHT	C28-C26-C24	2.20	121.20	116.84
25	s	202	CLA	CHA-C1A-NA	-2.20	121.35	126.40
28	A	850	WVN	C24-C22-C19	2.20	121.55	118.08
25	b	608	CLA	CHD-C1D-ND	-2.20	122.43	124.45

Continued on next page...

Continued from previous page...

Mol	Chain	Res	Type	Atoms	Z	Observed(°)	Ideal(°)
25	d	308	CLA	CAA-C2A-C3A	-2.20	110.96	116.10
35	b	616	IHT	C20-C15-C12	2.20	118.44	114.36
32	m	618	II0	C29-C31-C33	-2.20	116.34	123.22
27	A	846	LHG	C6-C5-C4	-2.20	106.58	111.79
34	n	312	KC2	CGD-CBD-CAD	-2.20	103.60	110.73
28	F	203	WVN	C16-C05-C09	-2.20	114.50	122.33
25	B	830	CLA	O1D-CGD-CBD	2.20	128.99	124.48
27	n	320	LHG	C3-C2-C1	-2.20	103.84	111.67
28	A	848	WVN	C29-C31-C32	2.20	132.60	126.42
25	a	311	CLA	CAC-C3C-C4C	2.20	127.67	124.81
32	k	619	II0	C05-C03-C09	2.20	114.08	109.62
25	A	815	CLA	CHD-C1D-ND	-2.20	122.43	124.45
25	A	816	CLA	O2A-CGA-O1A	-2.20	118.04	123.59
25	A	835	CLA	O2A-CGA-O1A	-2.20	118.04	123.59
27	m	617	LHG	O8-C23-C24	2.20	118.81	111.91
28	B	848	WVN	C30-C33-C34	-2.20	120.24	126.42
28	B	849	WVN	C04-C09-C05	-2.20	122.74	124.85
25	a	311	CLA	C2A-C1A-CHA	2.20	127.70	123.86
27	c	620	LHG	O8-C23-C24	2.20	118.81	111.91
32	c	617	II0	C06-C04-C10	2.20	114.07	109.62
25	m	608	CLA	CHB-C4A-NA	2.20	127.55	124.51
32	a	318	II0	C06-C08-C12	2.20	113.31	110.30
32	n	315	II0	O02-C08-C12	2.20	114.39	109.68
25	b	605	CLA	CBA-CAA-C2A	-2.20	107.38	113.86
32	m	618	II0	C05-C03-C09	2.20	114.07	109.62
27	L	207	LHG	O8-C23-C24	2.20	118.80	111.91
25	a	312	CLA	C3A-C2A-C1A	2.20	104.63	101.34
32	h	311	II0	C05-C03-C09	2.20	114.07	109.62
35	j	616	IHT	C31-C29-C26	-2.20	120.21	126.58
28	F	203	WVN	C40-C39-C36	2.19	127.97	123.47
25	B	804	CLA	CHC-C1C-NC	2.19	127.53	124.20
35	b	615	IHT	C31-C29-C26	-2.19	120.21	126.58
25	B	835	CLA	O2A-CGA-O1A	-2.19	118.06	123.59
32	n	301	II0	C05-C03-C09	2.19	114.06	109.62
25	l	310	CLA	CAA-C2A-C3A	-2.19	106.77	112.78
25	c	604	CLA	CHD-C1D-ND	-2.19	122.44	124.45
25	m	610	CLA	O1D-CGD-CBD	2.19	128.97	124.48
25	l	308	CLA	O2A-C1-C2	-2.19	102.88	108.64
25	m	602	CLA	CBA-CAA-C2A	2.19	120.33	113.86
25	A	828	CLA	C1-O2A-CGA	-2.19	110.70	116.44
25	B	820	CLA	O2D-CGD-CBD	2.19	115.16	111.27
25	A	819	CLA	CHD-C1D-ND	-2.19	122.44	124.45

Continued on next page...

Continued from previous page...

Mol	Chain	Res	Type	Atoms	Z	Observed(°)	Ideal(°)
25	a	308	CLA	C2A-C1A-CHA	2.19	127.69	123.86
25	i	312	CLA	O2D-CGD-O1D	-2.19	119.56	123.84
25	b	604	CLA	O2A-C1-C2	-2.19	102.88	108.64
25	k	608	CLA	CAA-CBA-CGA	-2.19	106.86	113.25
25	m	602	CLA	CHB-C4A-NA	2.19	127.54	124.51
28	A	850	WVN	C07-C01-C02	-2.19	106.23	109.55
28	J	102	WVN	C16-C05-C09	-2.19	114.55	122.33
34	k	611	KC2	CMB-C2B-C1B	2.19	128.57	124.71
25	b	605	CLA	C2A-C3A-C4A	2.19	105.40	101.87
32	c	613	II0	C05-C03-C09	2.19	114.05	109.62
25	A	829	CLA	CHB-C4A-NA	2.18	127.53	124.51
25	A	842	CLA	O2D-CGD-CBD	2.18	115.15	111.27
28	s	207	WVN	C39-C40-C37	-2.18	119.00	123.47
32	h	312	II0	C31-C33-C35	-2.18	120.28	126.42
28	A	850	WVN	C12-C14-C15	-2.18	110.18	114.08
25	d	305	CLA	CHC-C1C-C2C	-2.18	120.69	126.72
25	m	606	CLA	CHD-C1D-ND	-2.18	122.45	124.45
28	L	201	WVN	C08-C01-C07	-2.18	104.68	107.89
34	d	310	KC2	CAB-C3B-C4B	-2.18	119.63	124.90
32	a	315	II0	C30-C32-C34	-2.18	116.41	123.22
32	J	104	II0	C37-C35-C33	2.18	121.51	118.08
25	B	821	CLA	CHD-C1D-ND	-2.18	122.45	124.45
28	R	201	WVN	C30-C33-C34	-2.18	120.29	126.42
25	A	805	CLA	C1-C2-C3	-2.18	122.27	126.04
25	B	829	CLA	O2A-CGA-O1A	-2.18	118.09	123.59
34	n	313	KC2	CAB-C3B-C4B	-2.18	119.63	124.90
34	n	312	KC2	CAA-CBA-CGA	-2.18	116.06	127.26
28	K	103	WVN	C07-C01-C02	2.18	112.84	109.55
35	b	615	IHT	C20-C15-C11	-2.18	121.39	124.35
27	c	618	LHG	O8-C23-O10	-2.18	118.10	123.59
32	j	614	II0	C12-C14-C10	-2.18	115.63	120.57
25	A	825	CLA	O1D-CGD-CBD	2.18	128.94	124.48
25	m	612	CLA	CHA-C1A-NA	-2.18	121.42	126.40
25	k	614	CLA	CED-O2D-CGD	2.18	120.86	115.94
28	K	103	WVN	C08-C01-C03	-2.18	104.55	109.03
27	n	320	LHG	O8-C23-C24	2.17	118.73	111.91
25	A	834	CLA	O2A-CGA-O1A	-2.17	118.10	123.59
25	b	604	CLA	CHD-C1D-ND	-2.17	122.46	124.45
25	n	303	CLA	O2D-CGD-CBD	2.17	115.13	111.27
32	j	613	II0	C18-C04-C10	-2.17	107.01	110.47
29	a	302	LMT	C1'-O5'-C5'	-2.17	109.42	113.69
25	k	608	CLA	O2A-CGA-O1A	-2.17	118.11	123.59

Continued on next page...

Continued from previous page...

Mol	Chain	Res	Type	Atoms	Z	Observed(°)	Ideal(°)
25	n	314	CLA	O2A-CGA-O1A	-2.17	118.11	123.59
25	k	614	CLA	CHB-C4A-NA	2.17	127.52	124.51
25	A	801	CLA	O1D-CGD-CBD	2.17	128.93	124.48
32	d	316	II0	C27-C25-C23	2.17	121.14	116.84
34	i	319	KC2	CBD-CHA-C1A	2.17	132.93	128.88
28	I	101	WVN	C40-C39-C36	-2.17	119.02	123.47
25	A	816	CLA	CAA-C2A-C3A	-2.17	106.83	112.78
25	c	608	CLA	CAC-C3C-C4C	2.17	127.63	124.81
32	m	615	II0	C32-C34-C36	-2.17	120.32	126.42
32	n	319	II0	C32-C30-C26	-2.17	120.28	126.58
32	k	616	II0	C19-C13-C11	2.17	118.38	114.36
25	i	306	CLA	C2D-C1D-ND	-2.17	108.50	110.10
34	i	310	KC2	CAC-C3C-C4C	2.17	134.58	124.47
34	s	204	KC2	CAB-C3B-C4B	-2.17	119.66	124.90
34	l	311	KC2	CAB-C3B-C2B	2.17	135.75	128.60
25	c	602	CLA	CHB-C4A-NA	2.17	127.51	124.51
32	m	615	II0	C31-C29-C25	-2.17	120.29	126.58
25	k	609	CLA	CAA-CBA-CGA	-2.17	106.92	113.25
33	b	620	LMG	O8-C28-C29	2.17	118.71	111.91
32	j	613	II0	C32-C30-C26	-2.17	120.29	126.58
32	l	313	II0	C20-C14-C12	2.17	118.37	114.36
25	B	826	CLA	CHB-C4A-NA	2.17	127.51	124.51
34	c	610	KC2	C3B-C2B-C1B	-2.17	105.01	107.08
25	s	202	CLA	C16-C15-C13	-2.17	108.92	115.92
28	K	103	WVN	C35-C32-C31	2.17	121.49	118.08
25	k	607	CLA	CHB-C4A-NA	2.17	127.51	124.51
28	B	847	WVN	C12-C14-C15	-2.16	110.21	114.08
25	F	201	CLA	CHD-C1D-ND	-2.16	122.47	124.45
32	j	615	II0	C05-C03-C09	2.16	114.01	109.62
27	J	106	LHG	O8-C23-C24	2.16	118.70	111.91
26	A	844	PQN	C2M-C2-C1	2.16	119.86	116.27
25	b	605	CLA	CHA-C1A-NA	-2.16	121.44	126.40
25	b	603	CLA	C2A-C1A-CHA	2.16	127.64	123.86
25	A	808	CLA	C2A-C1A-CHA	2.16	127.64	123.86
25	b	603	CLA	CHD-C1D-ND	-2.16	122.47	124.45
25	b	611	CLA	CHD-C1D-ND	-2.16	122.47	124.45
25	d	312	CLA	C1-C2-C3	-2.16	122.31	126.04
32	a	318	II0	C03-C09-C13	-2.16	119.58	122.63
32	d	316	II0	C06-C08-C12	2.16	113.26	110.30
25	m	602	CLA	O2A-CGA-CBA	2.16	118.68	111.91
25	A	856	CLA	CMB-C2B-C3B	2.16	128.71	124.68
25	B	838	CLA	O2A-CGA-O1A	-2.16	118.15	123.59

Continued on next page...

Continued from previous page...

Mol	Chain	Res	Type	Atoms	Z	Observed(°)	Ideal(°)
25	A	808	CLA	O2D-CGD-O1D	-2.16	119.62	123.84
34	k	613	KC2	CAB-C3B-C2B	2.15	135.70	128.60
25	A	808	CLA	O2A-CGA-O1A	-2.15	118.16	123.59
32	m	614	II0	C38-C36-C34	2.15	121.47	118.08
32	b	613	II0	C31-C29-C25	-2.15	120.33	126.58
25	m	605	CLA	CHB-C4A-NA	2.15	127.49	124.51
25	l	309	CLA	CHB-C4A-NA	2.15	127.49	124.51
25	c	608	CLA	CHD-C4C-NC	2.15	127.60	124.20
25	A	841	CLA	O2A-CGA-O1A	-2.15	118.16	123.59
25	A	806	CLA	C11-C12-C13	-2.15	108.96	115.92
32	l	302	II0	C42-C41-C39	-2.15	119.06	123.47
25	A	814	CLA	O2A-CGA-O1A	-2.15	118.16	123.59
25	A	826	CLA	C4-C3-C5	2.15	118.89	115.27
25	a	309	CLA	C1-C2-C3	-2.15	122.32	126.04
32	c	615	II0	C29-C31-C33	-2.15	116.50	123.22
34	s	204	KC2	O1D-CGD-CBD	-2.15	120.08	124.48
25	i	309	CLA	CBA-CAA-C2A	2.15	120.21	113.86
25	m	612	CLA	CAA-CBA-CGA	-2.15	106.97	113.25
25	s	202	CLA	CHB-C4A-NA	2.15	127.49	124.51
25	A	856	CLA	C2A-C1A-CHA	2.15	127.60	123.85
25	m	608	CLA	C14-C13-C15	-2.15	103.51	111.29
32	a	314	II0	C42-C41-C39	-2.15	119.08	123.47
25	A	818	CLA	C2D-C1D-ND	-2.15	108.52	110.10
25	n	308	CLA	CHA-C4D-ND	2.15	136.99	132.50
26	A	844	PQN	C16-C17-C18	-2.15	108.98	115.92
28	l	301	WVN	C14-C15-C13	-2.15	119.61	122.73
28	J	102	WVN	C07-C01-C02	2.15	112.80	109.55
29	A	852	LMT	C3'-C4'-C5'	-2.15	106.01	110.93
32	n	319	II0	C30-C32-C34	-2.15	116.52	123.22
32	i	317	II0	C38-C36-C34	2.15	121.46	118.08
35	b	616	IHT	C29-C31-C34	-2.15	116.52	123.22
28	B	844	WVN	C14-C15-C13	-2.14	119.62	122.73
32	a	314	II0	C04-C06-C08	2.14	118.48	113.64
25	h	307	CLA	O2A-CGA-O1A	-2.14	118.18	123.59
32	h	312	II0	C18-C04-C17	-2.14	101.95	108.53
32	n	316	II0	C30-C32-C34	-2.14	116.53	123.22
25	B	811	CLA	O2A-CGA-O1A	-2.14	118.19	123.59
25	c	608	CLA	O1D-CGD-CBD	2.14	128.87	124.48
25	A	805	CLA	C2D-C1D-ND	-2.14	108.53	110.10
25	i	305	CLA	CBC-CAC-C3C	2.14	118.33	112.43
32	i	317	II0	C31-C29-C25	-2.14	120.37	126.58
25	B	824	CLA	CAA-C2A-C3A	-2.14	106.92	112.78

Continued on next page...

Continued from previous page...

Mol	Chain	Res	Type	Atoms	Z	Observed(°)	Ideal(°)
25	h	301	CLA	C7-C6-C5	-2.14	107.55	113.36
32	i	317	II0	C19-C13-C11	2.14	118.32	114.36
32	b	614	II0	C30-C32-C34	-2.14	116.54	123.22
25	A	855	CLA	C1-O2A-CGA	2.14	122.06	116.44
32	k	617	II0	C19-C13-C11	2.14	118.31	114.36
25	i	302	CLA	O2A-CGA-O1A	-2.14	118.20	123.59
32	a	315	II0	C04-C10-C14	-2.14	119.62	122.63
25	n	303	CLA	O2A-CGA-O1A	-2.14	118.20	123.59
25	B	803	CLA	C2A-C1A-CHA	2.14	127.59	123.86
32	n	301	II0	C06-C04-C10	2.14	113.95	109.62
32	h	311	II0	C27-C25-C23	2.13	121.07	116.84
25	k	605	CLA	CMC-C2C-C3C	2.13	131.91	126.12
25	l	307	CLA	C1-C2-C3	-2.13	122.35	126.04
25	b	606	CLA	CAA-CBA-CGA	-2.13	107.02	113.25
25	k	614	CLA	C2A-C1A-CHA	2.13	127.59	123.86
25	a	305	CLA	C3A-C2A-C1A	2.13	104.53	101.34
25	b	605	CLA	CMA-C3A-C4A	-2.13	106.04	111.77
25	B	840	CLA	C6-C7-C8	-2.13	109.03	115.92
32	h	310	II0	C16-C03-C09	-2.13	107.08	110.47
35	j	616	IHT	C03-C05-C08	-2.13	108.83	113.64
28	B	849	WVN	C20-C23-C25	-2.13	123.02	126.23
25	j	608	CLA	C4-C3-C5	2.13	118.42	115.98
34	s	204	KC2	CAA-C2A-C1A	2.13	134.54	124.75
25	A	835	CLA	CHB-C4A-NA	2.13	127.46	124.51
25	B	824	CLA	CAA-CBA-CGA	-2.13	107.03	113.25
25	K	102	CLA	C2A-C1A-CHA	2.13	127.58	123.86
25	B	830	CLA	C11-C12-C13	-2.13	109.04	115.92
25	d	304	CLA	CHD-C1D-ND	-2.13	122.50	124.45
25	A	817	CLA	CMC-C2C-C1C	-2.13	121.80	125.04
25	B	827	CLA	CHB-C4A-NA	2.13	127.45	124.51
29	a	320	LMT	C1B-O1B-C4'	-2.13	112.70	117.96
27	d	317	LHG	O8-C23-C24	2.13	118.58	111.91
25	L	202	CLA	O2A-CGA-O1A	-2.13	118.22	123.59
32	a	318	II0	C20-C14-C12	2.13	118.30	114.36
25	A	802	CLA	C3C-C4C-NC	-2.13	108.19	110.57
25	J	103	CLA	O2D-CGD-CBD	2.13	115.05	111.27
25	A	853	CLA	C2D-C1D-ND	-2.13	108.54	110.10
32	k	617	II0	C42-C41-C39	-2.13	119.12	123.47
25	B	839	CLA	C2A-C1A-CHA	2.12	127.57	123.86
25	h	302	CLA	CBC-CAC-C3C	2.12	118.28	112.43
28	B	844	WVN	C35-C32-C31	2.12	121.42	118.08
25	L	204	CLA	O2D-CGD-CBD	2.12	115.04	111.27

Continued on next page...

Continued from previous page...

Mol	Chain	Res	Type	Atoms	Z	Observed(°)	Ideal(°)
34	i	310	KC2	C3C-C2C-C1C	-2.12	104.91	106.49
25	B	826	CLA	O2A-CGA-O1A	-2.12	118.24	123.59
25	F	202	CLA	CAC-C3C-C4C	2.12	127.56	124.81
28	J	101	WVN	C29-C26-C22	-2.12	124.28	127.31
25	i	305	CLA	C7-C6-C5	-2.12	107.60	113.36
25	s	209	CLA	C3C-C4C-NC	-2.12	108.19	110.57
25	B	812	CLA	C3A-C2A-C1A	2.12	104.51	101.34
25	i	307	CLA	CAC-C3C-C4C	2.12	127.56	124.81
25	A	818	CLA	CHD-C1D-ND	-2.12	122.51	124.45
28	A	850	WVN	C38-C34-C33	2.12	121.42	118.08
32	n	319	II0	C38-C36-C34	2.12	121.42	118.08
25	a	304	CLA	CHD-C1D-C2D	2.12	129.92	125.48
25	h	308	CLA	CHA-C1A-NA	-2.12	121.55	126.40
33	c	619	LMG	C31-C30-C29	-2.12	105.58	113.19
34	s	201	KC2	C2A-C1A-NA	2.12	112.80	109.40
35	j	616	IHT	C25-C23-C27	-2.12	119.96	122.92
25	l	306	CLA	O2D-CGD-CBD	2.12	115.03	111.27
25	i	306	CLA	C1-C2-C3	-2.12	122.39	126.04
32	b	617	II0	C37-C35-C39	-2.11	119.96	122.92
25	Q	303	CLA	O2A-CGA-O1A	-2.11	118.03	123.30
26	B	842	PQN	C2M-C2-C1	2.11	119.77	116.27
34	k	611	KC2	CAB-C3B-C4B	-2.11	119.79	124.90
25	h	303	CLA	O2A-CGA-O1A	-2.11	118.26	123.59
25	d	306	CLA	O2A-CGA-O1A	-2.11	118.26	123.59
25	n	309	CLA	C2D-C1D-ND	-2.11	108.55	110.10
35	c	616	IHT	C29-C31-C34	-2.11	116.63	123.22
25	A	804	CLA	CAA-CBA-CGA	-2.11	107.09	113.25
25	A	825	CLA	O2D-CGD-CBD	2.11	115.02	111.27
28	B	846	WVN	C03-C04-C09	-2.11	108.50	112.00
25	A	810	CLA	O1D-CGD-CBD	2.11	128.80	124.48
25	B	838	CLA	O2D-CGD-CBD	2.11	115.01	111.27
25	m	608	CLA	C11-C10-C8	-2.11	109.11	115.92
25	n	314	CLA	C2A-C1A-CHA	2.11	127.54	123.86
25	A	840	CLA	O2A-CGA-O1A	-2.11	118.28	123.59
28	F	203	WVN	C30-C33-C34	-2.11	120.50	126.42
25	c	608	CLA	CHD-C1D-ND	-2.10	122.52	124.45
25	k	610	CLA	C1-C2-C3	-2.10	122.41	126.04
25	A	804	CLA	C3C-C4C-NC	-2.10	108.21	110.57
25	s	209	CLA	O2D-CGD-CBD	2.10	115.00	111.27
25	A	823	CLA	O2A-CGA-O1A	-2.10	118.29	123.59
33	Q	301	LMG	O8-C28-O10	-2.10	118.29	123.59
32	i	315	II0	C08-C12-C14	2.10	116.04	111.85

Continued on next page...

Continued from previous page...

Mol	Chain	Res	Type	Atoms	Z	Observed(°)	Ideal(°)
32	a	314	II0	C04-C10-C14	-2.10	119.67	122.63
25	l	305	CLA	C2A-C1A-CHA	2.10	127.53	123.86
25	h	307	CLA	O2A-C1-C2	-2.10	103.11	108.64
35	n	318	IHT	C02-C07-C18	2.10	121.72	115.78
25	A	812	CLA	C2A-C1A-CHA	2.10	127.53	123.86
25	k	609	CLA	O2A-CGA-O1A	-2.10	118.29	123.59
25	A	853	CLA	O2D-CGD-CBD	2.10	115.00	111.27
28	B	849	WVN	C23-C25-C28	2.10	122.16	118.94
25	k	609	CLA	C1D-ND-C4D	-2.10	104.84	106.33
28	A	847	WVN	C27-C25-C28	-2.10	119.98	122.92
25	m	601	CLA	CHC-C1C-NC	2.10	127.39	124.20
26	A	844	PQN	C21-C20-C18	-2.10	109.14	115.92
32	l	302	II0	C06-C08-C12	2.10	113.17	110.30
25	a	309	CLA	CMA-C3A-C2A	-2.10	105.37	113.83
35	m	616	IHT	C29-C31-C34	-2.10	116.67	123.22
25	A	842	CLA	CAC-C3C-C4C	2.10	127.53	124.81
25	B	839	CLA	CMB-C2B-C3B	2.09	128.60	124.68
25	k	602	CLA	C2A-C1A-CHA	2.09	127.52	123.86
25	A	855	CLA	CAC-C3C-C4C	2.09	127.53	124.81
28	K	103	WVN	C30-C33-C34	-2.09	120.54	126.42
27	a	301	LHG	O4-P-O5	2.09	122.58	112.24
27	b	619	LHG	O7-C7-O9	-2.09	118.65	123.70
25	B	817	CLA	CHA-C1A-NA	-2.09	121.61	126.40
25	B	804	CLA	O2A-CGA-O1A	-2.09	118.32	123.59
28	L	201	WVN	C08-C01-C03	2.09	113.33	109.03
25	c	601	CLA	CAC-C3C-C4C	2.09	127.52	124.81
28	K	103	WVN	C20-C23-C25	-2.09	123.08	126.23
25	B	810	CLA	O2D-CGD-CBD	2.09	114.98	111.27
34	m	611	KC2	CMC-C2C-C1C	-2.09	121.86	125.04
25	A	832	CLA	O2A-CGA-O1A	-2.09	118.32	123.59
25	B	825	CLA	CAA-C2A-C3A	-2.09	107.06	112.78
32	i	313	II0	C15-C03-C09	-2.09	107.15	110.47
25	B	835	CLA	O1D-CGD-CBD	2.09	128.75	124.48
25	A	810	CLA	C2A-C1A-CHA	2.09	127.51	123.86
25	A	828	CLA	CHA-C1A-NA	-2.09	121.62	126.40
28	h	309	WVN	C08-C01-C03	-2.09	104.74	109.03
25	B	824	CLA	O2A-CGA-O1A	-2.09	118.33	123.59
32	c	617	II0	C19-C13-C11	2.09	118.22	114.36
28	B	846	WVN	C40-C39-C36	-2.09	119.20	123.47
25	B	814	CLA	CAA-CBA-CGA	-2.09	107.16	113.25
28	J	101	WVN	C38-C34-C33	2.08	121.36	118.08
32	n	316	II0	C19-C13-C11	2.08	118.22	114.36

Continued on next page...

Continued from previous page...

Mol	Chain	Res	Type	Atoms	Z	Observed(°)	Ideal(°)
28	A	849	WVN	C29-C26-C22	-2.08	124.33	127.31
32	a	315	II0	C05-C03-C09	2.08	113.84	109.62
32	l	314	II0	C16-C03-C09	-2.08	107.16	110.47
25	B	824	CLA	C16-C15-C13	-2.08	109.19	115.92
25	B	812	CLA	O2D-CGD-CBD	2.08	114.97	111.27
33	J	105	LMG	O8-C28-C29	2.08	118.44	111.91
28	A	847	WVN	C26-C29-C31	-2.08	116.72	123.22
25	l	306	CLA	CHD-C1D-ND	-2.08	122.54	124.45
34	k	612	KC2	C3C-C2C-C1C	2.08	108.03	106.49
25	s	206	CLA	C1-C2-C3	-2.08	122.44	126.04
25	l	308	CLA	C6-C7-C8	-2.08	109.19	115.92
25	m	607	CLA	CHD-C1D-ND	-2.08	122.54	124.45
28	L	201	WVN	C10-C06-C13	2.08	113.68	110.48
25	s	206	CLA	CED-O2D-CGD	-2.08	111.24	115.94
25	A	855	CLA	CMB-C2B-C3B	2.08	128.56	124.68
25	B	832	CLA	CHB-C4A-NA	2.08	127.38	124.51
34	i	310	KC2	C4D-C3D-CAD	2.08	111.16	107.81
27	a	301	LHG	C25-C24-C23	-2.08	106.07	113.62
27	c	620	LHG	O7-C7-O9	-2.08	118.68	123.70
25	k	605	CLA	CHA-C1A-NA	-2.08	121.64	126.40
25	a	312	CLA	CAA-C2A-C3A	-2.08	107.09	112.78
28	L	205	WVN	C12-C14-C15	-2.08	110.37	114.08
26	B	842	PQN	C12-C11-C3	-2.08	106.45	112.05
32	j	615	II0	C04-C10-C14	-2.07	119.70	122.63
25	B	825	CLA	C1-C2-C3	-2.07	122.46	126.04
25	m	607	CLA	CHA-C1A-NA	-2.07	121.65	126.40
34	n	313	KC2	CMB-C2B-C1B	2.07	128.37	124.71
26	B	842	PQN	C21-C22-C23	-2.07	109.22	115.92
25	i	307	CLA	O2A-CGA-O1A	-2.07	118.36	123.59
25	k	606	CLA	C1-C2-C3	-2.07	122.46	126.04
28	I	101	WVN	C23-C25-C28	-2.07	115.76	118.94
25	B	817	CLA	C2A-C1A-CHA	2.07	127.48	123.86
32	i	314	II0	C27-C25-C23	2.07	120.94	116.84
25	B	825	CLA	C2A-C1A-CHA	2.07	127.48	123.86
34	n	312	KC2	CBD-CHA-C1A	2.07	132.74	128.88
25	b	611	CLA	CAA-CBA-CGA	-2.07	107.21	113.25
25	m	605	CLA	CHA-C1A-NA	-2.07	121.66	126.40
25	h	301	CLA	CHA-C1A-NA	-2.07	121.66	126.40
25	m	608	CLA	CBC-CAC-C3C	2.07	118.13	112.43
29	a	320	LMT	O5'-C1'-C2'	2.07	114.72	110.35
28	s	205	WVN	C10-C12-C14	-2.07	106.76	111.38
25	B	810	CLA	CHB-C4A-NA	2.07	127.37	124.51

Continued on next page...

Continued from previous page...

Mol	Chain	Res	Type	Atoms	Z	Observed(°)	Ideal(°)
25	A	827	CLA	CAC-C3C-C4C	2.07	127.49	124.81
32	l	313	II0	C31-C33-C35	-2.07	120.61	126.42
25	b	607	CLA	CHD-C1D-ND	-2.07	122.56	124.45
25	A	801	CLA	O2A-C1-C2	-2.06	103.21	108.64
25	j	609	CLA	O1D-CGD-CBD	2.06	128.71	124.48
25	n	304	CLA	C3C-C4C-NC	-2.06	108.26	110.57
25	a	305	CLA	CAA-C2A-C1A	-2.06	105.22	111.97
25	n	308	CLA	C1D-ND-C4D	2.06	107.80	106.33
25	n	304	CLA	O2A-CGA-O1A	-2.06	118.39	123.59
25	d	302	CLA	CHA-C1A-NA	-2.06	121.68	126.40
25	A	839	CLA	C2C-C1C-NC	-2.06	108.04	109.97
25	m	612	CLA	CHD-C1D-ND	-2.06	122.56	124.45
25	k	603	CLA	CHD-C1D-ND	-2.06	122.56	124.45
25	B	804	CLA	O2D-CGD-CBD	2.06	114.93	111.27
25	m	610	CLA	C3A-C2A-C1A	2.06	104.42	101.34
25	j	608	CLA	CHB-C4A-NA	2.06	127.36	124.51
25	A	839	CLA	C1-C2-C3	-2.06	122.48	126.04
25	b	612	CLA	CHA-C1A-NA	-2.06	121.69	126.40
25	c	612	CLA	CAA-CBA-CGA	-2.06	107.24	113.25
25	B	825	CLA	O2A-C1-C2	-2.06	103.23	108.64
32	a	315	II0	C06-C04-C10	2.06	113.79	109.62
32	a	316	II0	C31-C33-C35	-2.06	120.64	126.42
25	m	606	CLA	O2D-CGD-CBD	2.06	114.92	111.27
25	k	609	CLA	CHD-C1D-ND	-2.06	122.56	124.45
25	i	312	CLA	CHD-C1D-ND	-2.06	122.56	124.45
25	A	853	CLA	CAA-CBA-CGA	-2.06	107.25	113.25
25	j	602	CLA	C1-C2-C3	-2.05	123.43	126.75
25	B	836	CLA	CHD-C4C-C3C	2.05	127.86	124.84
25	A	830	CLA	O2A-CGA-O1A	-2.05	118.41	123.59
25	m	605	CLA	CAA-C2A-C3A	-2.05	109.13	114.26
32	l	313	II0	C29-C31-C33	-2.05	116.81	123.22
25	d	307	CLA	O1D-CGD-CBD	2.05	128.68	124.48
25	A	809	CLA	C1-C2-C3	-2.05	122.50	126.04
33	c	619	LMG	O9-C10-C11	-2.05	115.73	123.73
25	A	839	CLA	C4D-C3D-CAD	-2.05	105.68	108.10
25	s	202	CLA	O2D-CGD-CBD	2.05	114.91	111.27
25	a	311	CLA	O2A-CGA-O1A	-2.05	118.42	123.59
25	b	604	CLA	CAC-C3C-C4C	2.05	127.47	124.81
32	h	312	II0	C38-C36-C34	2.05	121.30	118.08
25	B	812	CLA	C2A-C1A-CHA	2.05	127.44	123.86
25	K	101	CLA	CHD-C1D-ND	-2.05	122.57	124.45
25	n	306	CLA	CHA-C1A-NA	-2.05	121.71	126.40

Continued on next page...

Continued from previous page...

Mol	Chain	Res	Type	Atoms	Z	Observed(°)	Ideal(°)
25	n	305	CLA	CBA-CAA-C2A	2.05	119.91	113.86
32	l	316	II0	C18-C04-C17	-2.05	102.25	108.53
34	c	610	KC2	CBD-CHA-C1A	2.05	132.70	128.88
32	j	615	II0	C37-C35-C33	2.05	121.30	118.08
25	i	306	CLA	O1D-CGD-CBD	2.05	128.67	124.48
25	A	807	CLA	C4-C3-C5	2.05	118.71	115.27
28	A	850	WVN	C29-C31-C32	-2.05	120.67	126.42
34	k	611	KC2	CAA-C2A-C1A	2.05	134.15	124.75
25	A	803	CLA	O2A-CGA-O1A	-2.04	118.43	123.59
25	b	605	CLA	CBC-CAC-C3C	2.04	118.07	112.43
25	B	832	CLA	C1-C2-C3	-2.04	122.51	126.04
25	j	611	CLA	O2A-CGA-O1A	-2.04	118.43	123.59
32	j	615	II0	C15-C03-C09	-2.04	107.22	110.47
33	c	619	LMG	C1-O6-C5	2.04	117.70	113.69
25	k	602	CLA	O2A-CGA-CBA	2.04	118.32	111.91
25	n	310	CLA	CHD-C4C-NC	2.04	127.42	124.20
25	k	605	CLA	CAA-C2A-C3A	-2.04	107.18	112.78
26	B	842	PQN	C17-C16-C15	-2.04	107.81	113.36
25	B	811	CLA	O2D-CGD-CBD	2.04	114.90	111.27
25	B	806	CLA	CHB-C4A-NA	2.04	127.34	124.51
25	B	804	CLA	CHD-C4C-C3C	2.04	127.84	124.84
25	s	202	CLA	C3C-C4C-NC	-2.04	108.28	110.57
25	A	810	CLA	CAA-C2A-C3A	-2.04	107.19	112.78
28	A	850	WVN	C40-C39-C36	-2.04	119.29	123.47
25	l	307	CLA	O2A-CGA-O1A	-2.04	118.44	123.59
25	a	307	CLA	CAC-C3C-C2C	-2.04	124.04	127.53
28	B	848	WVN	C03-C04-C09	-2.04	108.61	112.00
25	A	836	CLA	C1-C2-C3	-2.04	122.52	126.04
32	a	318	II0	C07-C11-C13	2.04	115.91	111.85
25	A	804	CLA	O1D-CGD-CBD	2.04	128.65	124.48
25	A	834	CLA	O2D-CGD-CBD	2.04	114.89	111.27
25	j	606	CLA	C2A-C1A-CHA	2.04	127.42	123.86
25	a	304	CLA	O2A-CGA-CBA	2.04	118.30	111.91
34	l	311	KC2	C3D-CAD-CBD	-2.04	104.92	107.61
28	J	101	WVN	C27-C25-C23	-2.04	114.87	118.08
28	s	207	WVN	C35-C32-C36	-2.04	120.07	122.92
25	B	815	CLA	C1-C2-C3	-2.04	122.52	126.04
25	n	307	CLA	CHD-C1D-ND	-2.03	122.58	124.45
25	i	307	CLA	O1D-CGD-CBD	2.03	128.65	124.48
25	B	833	CLA	C11-C10-C8	-2.03	109.35	115.92
28	A	849	WVN	C16-C05-C09	-2.03	115.10	122.33
32	c	615	II0	C28-C26-C24	2.03	120.86	116.84

Continued on next page...

Continued from previous page...

Mol	Chain	Res	Type	Atoms	Z	Observed(°)	Ideal(°)
25	m	602	CLA	CMA-C3A-C2A	-2.03	105.63	113.83
25	A	819	CLA	CBC-CAC-C3C	-2.03	106.83	112.43
35	j	616	IHT	C28-C26-C24	2.03	120.86	116.84
25	n	304	CLA	CBC-CAC-C3C	-2.03	106.83	112.43
35	c	616	IHT	C31-C29-C26	-2.03	120.69	126.58
25	b	612	CLA	C1-C2-C3	-2.03	122.53	126.04
25	h	302	CLA	O2A-CGA-O1A	-2.03	118.47	123.59
25	A	818	CLA	CHC-C1C-NC	2.03	127.28	124.20
25	b	609	CLA	O2D-CGD-CBD	2.03	114.87	111.27
28	A	848	WVN	C20-C23-C25	-2.03	123.17	126.23
28	s	207	WVN	C26-C29-C31	-2.03	116.89	123.22
32	i	320	II0	C08-C12-C14	2.03	115.89	111.85
25	m	601	CLA	CMC-C2C-C1C	-2.03	121.95	125.04
25	F	201	CLA	O1D-CGD-CBD	2.03	128.63	124.48
25	k	603	CLA	C2A-C1A-CHA	2.03	127.40	123.86
25	h	306	CLA	C2D-C1D-ND	-2.03	108.61	110.10
28	R	201	WVN	C17-C06-C13	-2.03	107.01	110.30
28	A	848	WVN	C10-C06-C13	2.03	113.60	110.48
28	R	201	WVN	C14-C15-C13	-2.03	119.79	122.73
32	b	613	II0	C31-C33-C35	-2.03	120.72	126.42
25	B	841	CLA	CHD-C1D-ND	-2.03	122.59	124.45
25	m	609	CLA	CHD-C1D-ND	-2.03	122.59	124.45
32	b	617	II0	C12-C14-C10	-2.03	115.97	120.57
34	s	201	KC2	CAA-CBA-CGA	-2.03	116.85	127.26
25	A	802	CLA	O1D-CGD-CBD	2.03	128.63	124.48
25	A	834	CLA	CAA-C2A-C3A	-2.03	107.23	112.78
34	k	612	KC2	CMC-C2C-C1C	2.03	128.12	125.04
27	A	845	LHG	C5-O7-C7	-2.02	112.81	117.79
28	A	849	WVN	C19-C22-C26	-2.02	115.83	118.94
35	R	203	IHT	C20-C15-C12	2.02	118.11	114.36
25	n	304	CLA	CHC-C1C-C2C	-2.02	121.12	126.72
32	n	301	II0	C38-C36-C34	2.02	121.27	118.08
25	A	807	CLA	CHD-C1D-ND	-2.02	122.59	124.45
32	h	310	II0	C37-C35-C39	-2.02	120.09	122.92
28	A	851	WVN	C20-C23-C25	-2.02	123.18	126.23
25	c	602	CLA	C2D-C1D-ND	-2.02	108.61	110.10
32	J	104	II0	C04-C06-C08	-2.02	109.07	113.64
32	c	615	II0	C32-C30-C26	-2.02	120.71	126.58
25	A	809	CLA	CHD-C1D-ND	-2.02	122.59	124.45
25	j	603	CLA	C2A-C1A-CHA	2.02	127.40	123.86
25	A	804	CLA	CHC-C1C-NC	2.02	127.27	124.20
25	B	807	CLA	O2A-CGA-O1A	-2.02	118.49	123.59

Continued on next page...

Continued from previous page...

Mol	Chain	Res	Type	Atoms	Z	Observed(°)	Ideal(°)
34	s	201	KC2	C4D-C3D-CAD	2.02	111.07	107.81
32	n	317	II0	C27-C25-C23	2.02	120.84	116.84
25	B	838	CLA	C2D-C1D-ND	-2.02	108.62	110.10
25	B	809	CLA	CHB-C4A-NA	2.02	127.30	124.51
33	c	619	LMG	O6-C1-C2	-2.02	106.08	110.35
25	a	308	CLA	O2A-CGA-O1A	-2.02	118.50	123.59
25	i	306	CLA	O2A-CGA-O1A	-2.02	118.50	123.59
32	c	615	II0	C38-C36-C34	2.02	121.26	118.08
28	A	847	WVN	C38-C34-C37	-2.02	120.10	122.92
25	a	309	CLA	C2A-C1A-CHA	2.02	127.39	123.86
25	n	310	CLA	C7-C6-C5	2.02	118.83	113.36
34	d	311	KC2	CMB-C2B-C1B	2.02	128.27	124.71
35	c	616	IHT	C03-C05-C08	2.02	118.20	113.64
25	c	602	CLA	CHA-C1A-NA	-2.02	121.78	126.40
28	L	201	WVN	C27-C25-C23	2.02	121.25	118.08
25	A	811	CLA	O2A-CGA-O1A	-2.01	118.51	123.59
25	n	306	CLA	CAC-C3C-C2C	-2.01	124.08	127.53
25	B	804	CLA	C1-C2-C3	-2.01	122.56	126.04
25	A	827	CLA	C11-C12-C13	-2.01	109.41	115.92
25	A	855	CLA	CAA-C2A-C3A	-2.01	107.27	112.78
25	A	831	CLA	C2A-C1A-CHA	2.01	127.38	123.86
32	j	615	II0	C32-C30-C26	-2.01	120.74	126.58
32	c	615	II0	C30-C32-C34	-2.01	116.94	123.22
25	B	834	CLA	CHD-C1D-ND	-2.01	122.61	124.45
25	A	820	CLA	C11-C10-C8	-2.01	109.42	115.92
25	c	607	CLA	CED-O2D-CGD	2.01	120.48	115.94
25	K	101	CLA	CAA-CBA-CGA	-2.01	107.38	113.25
28	l	301	WVN	C12-C14-C15	-2.01	110.49	114.08
32	k	619	II0	C38-C36-C34	2.01	121.24	118.08
25	h	304	CLA	C2A-C1A-CHA	2.01	127.37	123.86
25	b	609	CLA	O2A-CGA-O1A	-2.01	118.52	123.59
25	A	819	CLA	O2A-CGA-O1A	-2.01	118.29	123.30
25	n	310	CLA	C14-C13-C15	2.01	118.56	111.29
27	A	845	LHG	O7-C7-O9	-2.01	118.85	123.70
28	A	851	WVN	C06-C13-C15	-2.01	119.79	122.61
25	c	608	CLA	CHD-C4C-C3C	-2.01	121.89	124.84
28	B	845	WVN	C06-C13-C15	-2.01	119.79	122.61
25	c	607	CLA	C2A-C1A-CHA	2.01	127.37	123.86
25	k	614	CLA	O2A-CGA-O1A	-2.01	118.53	123.59
32	d	313	II0	C12-C14-C10	-2.01	116.02	120.57
25	B	810	CLA	C1-C2-C3	-2.01	122.57	126.04
32	c	615	II0	C20-C14-C12	2.01	118.07	114.36

Continued on next page...

Continued from previous page...

Mol	Chain	Res	Type	Atoms	Z	Observed(°)	Ideal(°)
25	j	609	CLA	C11-C12-C13	-2.01	109.44	115.92
25	c	607	CLA	C4A-NA-C1A	2.00	107.61	106.71
25	A	829	CLA	O2D-CGD-CBD	2.00	114.83	111.27
25	l	312	CLA	CHD-C4C-NC	2.00	127.36	124.20
25	B	822	CLA	CHA-C1A-NA	-2.00	121.81	126.40
28	A	851	WVN	C07-C01-C02	2.00	112.58	109.55
25	b	610	CLA	CHD-C1D-ND	-2.00	122.61	124.45
32	j	613	II0	C37-C35-C33	2.00	121.23	118.08
25	a	303	CLA	O2A-CGA-O1A	-2.00	118.54	123.59
34	n	313	KC2	C3C-C2C-C1C	-2.00	105.00	106.49
25	A	837	CLA	O2D-CGD-CBD	2.00	114.83	111.27
25	l	310	CLA	C2A-C1A-CHA	2.00	127.36	123.86
32	n	317	II0	C12-C14-C10	-2.00	116.03	120.57
32	i	315	II0	C15-C03-C09	-2.00	107.29	110.47
32	k	616	II0	C06-C08-C12	2.00	113.04	110.30
34	i	310	KC2	CAA-C2A-C1A	2.00	133.94	124.75
25	a	311	CLA	O2D-CGD-CBD	2.00	114.82	111.27

All (161) chirality outliers are listed below:

Mol	Chain	Res	Type	Atom
25	A	801	CLA	ND
25	A	802	CLA	ND
25	A	804	CLA	ND
25	A	805	CLA	ND
25	A	807	CLA	ND
25	A	808	CLA	ND
25	A	810	CLA	ND
25	A	812	CLA	ND
25	A	817	CLA	ND
25	A	818	CLA	ND
25	A	820	CLA	ND
25	A	824	CLA	ND
25	A	826	CLA	ND
25	A	829	CLA	ND
25	A	833	CLA	ND
25	A	834	CLA	ND
25	A	835	CLA	ND
25	A	837	CLA	ND
25	A	838	CLA	ND
25	A	839	CLA	ND
25	A	841	CLA	ND

Continued on next page...

Continued from previous page...

Mol	Chain	Res	Type	Atom
25	A	842	CLA	ND
25	A	843	CLA	ND
25	A	853	CLA	ND
25	A	854	CLA	ND
25	A	855	CLA	ND
25	A	856	CLA	ND
25	B	803	CLA	ND
25	B	804	CLA	ND
25	B	805	CLA	ND
25	B	806	CLA	ND
25	B	807	CLA	ND
25	B	808	CLA	ND
25	B	809	CLA	ND
25	B	810	CLA	ND
25	B	811	CLA	ND
25	B	812	CLA	ND
25	B	813	CLA	ND
25	B	814	CLA	ND
25	B	816	CLA	ND
25	B	817	CLA	ND
25	B	818	CLA	ND
25	B	822	CLA	ND
25	B	824	CLA	ND
25	B	825	CLA	ND
25	B	826	CLA	ND
25	B	832	CLA	ND
25	B	833	CLA	ND
25	B	834	CLA	ND
25	B	835	CLA	ND
25	B	837	CLA	ND
25	B	839	CLA	ND
25	B	840	CLA	ND
25	B	841	CLA	ND
25	B	850	CLA	ND
25	F	201	CLA	ND
25	J	103	CLA	ND
25	L	202	CLA	ND
25	K	101	CLA	ND
25	K	102	CLA	ND
25	s	202	CLA	ND
25	s	209	CLA	ND
25	c	601	CLA	ND

Continued on next page...

Continued from previous page...

Mol	Chain	Res	Type	Atom
25	c	602	CLA	ND
25	c	603	CLA	ND
25	c	604	CLA	ND
25	c	605	CLA	ND
25	c	607	CLA	ND
25	c	608	CLA	ND
25	c	609	CLA	ND
25	c	612	CLA	ND
25	a	303	CLA	ND
25	a	304	CLA	ND
25	a	305	CLA	ND
25	a	306	CLA	ND
25	a	308	CLA	ND
25	a	309	CLA	ND
25	a	310	CLA	ND
25	a	311	CLA	ND
25	a	313	CLA	ND
25	b	601	CLA	ND
25	b	602	CLA	ND
25	b	603	CLA	ND
25	b	605	CLA	ND
25	b	606	CLA	ND
25	b	607	CLA	ND
25	b	608	CLA	ND
25	b	610	CLA	ND
25	b	611	CLA	ND
25	h	302	CLA	ND
25	h	303	CLA	ND
25	h	304	CLA	ND
25	h	305	CLA	ND
25	h	306	CLA	ND
25	h	307	CLA	ND
25	h	308	CLA	ND
25	h	313	CLA	ND
25	m	601	CLA	ND
25	m	602	CLA	ND
25	m	603	CLA	ND
25	m	606	CLA	ND
25	m	608	CLA	ND
25	m	609	CLA	ND
25	m	610	CLA	ND
25	m	613	CLA	ND

Continued on next page...

Continued from previous page...

Mol	Chain	Res	Type	Atom
25	l	303	CLA	ND
25	l	304	CLA	ND
25	l	305	CLA	ND
25	l	307	CLA	ND
25	l	308	CLA	ND
25	l	309	CLA	ND
25	l	310	CLA	ND
25	l	312	CLA	ND
25	k	601	CLA	ND
25	k	602	CLA	ND
25	k	603	CLA	ND
25	k	605	CLA	ND
25	k	607	CLA	ND
25	k	608	CLA	ND
25	k	609	CLA	ND
25	k	610	CLA	ND
25	i	302	CLA	ND
25	i	303	CLA	ND
25	i	304	CLA	ND
25	i	306	CLA	ND
25	i	307	CLA	ND
25	i	308	CLA	ND
25	i	309	CLA	ND
25	i	311	CLA	ND
25	i	312	CLA	ND
25	j	601	CLA	ND
25	j	603	CLA	ND
25	j	605	CLA	ND
25	j	606	CLA	ND
25	j	607	CLA	ND
25	j	608	CLA	ND
25	j	609	CLA	ND
25	j	611	CLA	ND
25	j	612	CLA	ND
25	d	301	CLA	ND
25	d	302	CLA	ND
25	d	303	CLA	ND
25	d	304	CLA	ND
25	d	305	CLA	ND
25	d	306	CLA	ND
25	d	307	CLA	ND
25	d	308	CLA	ND

Continued on next page...

Continued from previous page...

Mol	Chain	Res	Type	Atom
25	d	309	CLA	ND
25	d	312	CLA	ND
25	R	202	CLA	ND
25	n	302	CLA	ND
25	n	303	CLA	ND
25	n	304	CLA	ND
25	n	305	CLA	ND
25	n	306	CLA	ND
25	n	307	CLA	ND
25	n	308	CLA	ND
25	n	309	CLA	ND
25	n	310	CLA	ND
25	Q	302	CLA	ND
25	Q	303	CLA	ND

All (3458) torsion outliers are listed below:

Mol	Chain	Res	Type	Atoms
25	A	801	CLA	CBD-CGD-O2D-CED
25	A	802	CLA	CBA-CGA-O2A-C1
25	A	802	CLA	O1A-CGA-O2A-C1
25	A	803	CLA	C1A-C2A-CAA-CBA
25	A	803	CLA	C3A-C2A-CAA-CBA
25	A	804	CLA	C3A-C2A-CAA-CBA
25	A	804	CLA	CHA-CBD-CGD-O1D
25	A	804	CLA	CHA-CBD-CGD-O2D
25	A	805	CLA	C1A-C2A-CAA-CBA
25	A	808	CLA	CBD-CGD-O2D-CED
25	A	809	CLA	C1A-C2A-CAA-CBA
25	A	809	CLA	C3A-C2A-CAA-CBA
25	A	809	CLA	CBD-CGD-O2D-CED
25	A	810	CLA	C1A-C2A-CAA-CBA
25	A	811	CLA	C4-C3-C5-C6
25	A	812	CLA	C2-C3-C5-C6
25	A	812	CLA	C4-C3-C5-C6
25	A	813	CLA	C1A-C2A-CAA-CBA
25	A	813	CLA	C3A-C2A-CAA-CBA
25	A	813	CLA	CBD-CGD-O2D-CED
25	A	814	CLA	C3A-C2A-CAA-CBA
25	A	815	CLA	CBD-CGD-O2D-CED
25	A	816	CLA	C1A-C2A-CAA-CBA
25	A	816	CLA	CHA-CBD-CGD-O1D

Continued on next page...

Continued from previous page...

Mol	Chain	Res	Type	Atoms
25	A	816	CLA	CHA-CBD-CGD-O2D
25	A	817	CLA	C3A-C2A-CAA-CBA
25	A	818	CLA	C3A-C2A-CAA-CBA
25	A	818	CLA	CHA-CBD-CGD-O1D
25	A	818	CLA	CHA-CBD-CGD-O2D
25	A	819	CLA	C1A-C2A-CAA-CBA
25	A	819	CLA	C3A-C2A-CAA-CBA
25	A	821	CLA	C2A-CAA-CBA-CGA
25	A	821	CLA	CBA-CGA-O2A-C1
25	A	822	CLA	CBD-CGD-O2D-CED
25	A	824	CLA	C1A-C2A-CAA-CBA
25	A	824	CLA	C3A-C2A-CAA-CBA
25	A	827	CLA	CBD-CGD-O2D-CED
25	A	827	CLA	C14-C13-C15-C16
25	A	828	CLA	C2A-CAA-CBA-CGA
25	A	829	CLA	C1A-C2A-CAA-CBA
25	A	829	CLA	C2-C3-C5-C6
25	A	829	CLA	C4-C3-C5-C6
25	A	830	CLA	C1A-C2A-CAA-CBA
25	A	830	CLA	C3A-C2A-CAA-CBA
25	A	831	CLA	C1A-C2A-CAA-CBA
25	A	831	CLA	CBD-CGD-O2D-CED
25	A	832	CLA	CHA-CBD-CGD-O1D
25	A	832	CLA	CHA-CBD-CGD-O2D
25	A	833	CLA	C1A-C2A-CAA-CBA
25	A	836	CLA	CHA-CBD-CGD-O1D
25	A	836	CLA	CHA-CBD-CGD-O2D
25	A	837	CLA	C3A-C2A-CAA-CBA
25	A	838	CLA	C1A-C2A-CAA-CBA
25	A	839	CLA	CHA-CBD-CGD-O1D
25	A	839	CLA	CHA-CBD-CGD-O2D
25	A	840	CLA	C11-C10-C8-C9
25	A	840	CLA	C14-C13-C15-C16
25	A	841	CLA	C2-C3-C5-C6
25	A	841	CLA	C4-C3-C5-C6
25	A	841	CLA	C11-C10-C8-C9
25	A	842	CLA	CHA-CBD-CGD-O1D
25	A	842	CLA	CHA-CBD-CGD-O2D
25	A	842	CLA	CBD-CGD-O2D-CED
25	A	843	CLA	C1A-C2A-CAA-CBA
25	A	843	CLA	C3A-C2A-CAA-CBA
25	A	843	CLA	CBA-CGA-O2A-C1

Continued on next page...

Continued from previous page...

Mol	Chain	Res	Type	Atoms
25	A	843	CLA	O1A-CGA-O2A-C1
25	A	855	CLA	C2A-CAA-CBA-CGA
25	A	855	CLA	C2-C3-C5-C6
25	A	855	CLA	C4-C3-C5-C6
25	A	856	CLA	CHA-CBD-CGD-O1D
25	A	856	CLA	CHA-CBD-CGD-O2D
25	A	856	CLA	CBD-CGD-O2D-CED
25	B	803	CLA	CHA-CBD-CGD-O1D
25	B	803	CLA	CHA-CBD-CGD-O2D
25	B	803	CLA	C11-C12-C13-C14
25	B	804	CLA	C2C-C3C-CAC-CBC
25	B	804	CLA	C4C-C3C-CAC-CBC
25	B	804	CLA	CBD-CGD-O2D-CED
25	B	805	CLA	C1A-C2A-CAA-CBA
25	B	805	CLA	C3A-C2A-CAA-CBA
25	B	806	CLA	CBD-CGD-O2D-CED
25	B	809	CLA	C2A-CAA-CBA-CGA
25	B	812	CLA	C1A-C2A-CAA-CBA
25	B	812	CLA	C3A-C2A-CAA-CBA
25	B	813	CLA	C1A-C2A-CAA-CBA
25	B	813	CLA	CBD-CGD-O2D-CED
25	B	815	CLA	C1A-C2A-CAA-CBA
25	B	817	CLA	C3A-C2A-CAA-CBA
25	B	823	CLA	C1A-C2A-CAA-CBA
25	B	826	CLA	C1A-C2A-CAA-CBA
25	B	826	CLA	C3A-C2A-CAA-CBA
25	B	827	CLA	C3A-C2A-CAA-CBA
25	B	831	CLA	CBD-CGD-O2D-CED
25	B	833	CLA	CHA-CBD-CGD-O1D
25	B	833	CLA	CHA-CBD-CGD-O2D
25	B	836	CLA	CBD-CGD-O2D-CED
25	B	836	CLA	C2-C3-C5-C6
25	B	836	CLA	C4-C3-C5-C6
25	B	839	CLA	C1A-C2A-CAA-CBA
25	F	202	CLA	C1A-C2A-CAA-CBA
25	F	202	CLA	C3A-C2A-CAA-CBA
25	J	103	CLA	C1A-C2A-CAA-CBA
25	L	202	CLA	C1A-C2A-CAA-CBA
25	L	202	CLA	C3A-C2A-CAA-CBA
25	L	204	CLA	C1A-C2A-CAA-CBA
25	L	204	CLA	C3A-C2A-CAA-CBA
25	K	101	CLA	C1A-C2A-CAA-CBA

Continued on next page...

Continued from previous page...

Mol	Chain	Res	Type	Atoms
25	K	101	CLA	C2-C3-C5-C6
25	K	101	CLA	C4-C3-C5-C6
25	K	102	CLA	CBD-CGD-O2D-CED
25	K	102	CLA	O1D-CGD-O2D-CED
25	s	202	CLA	C3A-C2A-CAA-CBA
25	s	203	CLA	C3A-C2A-CAA-CBA
25	s	206	CLA	C1A-C2A-CAA-CBA
25	s	206	CLA	CBD-CGD-O2D-CED
25	c	601	CLA	C1A-C2A-CAA-CBA
25	c	601	CLA	C3A-C2A-CAA-CBA
25	c	601	CLA	C2-C3-C5-C6
25	c	602	CLA	C3A-C2A-CAA-CBA
25	c	603	CLA	CBD-CGD-O2D-CED
25	c	603	CLA	C2-C3-C5-C6
25	c	603	CLA	C4-C3-C5-C6
25	c	605	CLA	C2-C3-C5-C6
25	c	605	CLA	C4-C3-C5-C6
25	c	606	CLA	C1A-C2A-CAA-CBA
25	c	607	CLA	CHA-CBD-CGD-O1D
25	c	607	CLA	CHA-CBD-CGD-O2D
25	c	608	CLA	C3A-C2A-CAA-CBA
25	c	608	CLA	CBD-CGD-O2D-CED
25	c	609	CLA	C1A-C2A-CAA-CBA
25	c	611	CLA	C3A-C2A-CAA-CBA
25	c	611	CLA	C2A-CAA-CBA-CGA
25	c	612	CLA	CBD-CGD-O2D-CED
25	a	303	CLA	C3A-C2A-CAA-CBA
25	a	304	CLA	C1A-C2A-CAA-CBA
25	a	304	CLA	C3A-C2A-CAA-CBA
25	a	305	CLA	C2-C3-C5-C6
25	a	305	CLA	C4-C3-C5-C6
25	a	308	CLA	C3A-C2A-CAA-CBA
25	a	312	CLA	C1A-C2A-CAA-CBA
25	b	602	CLA	C3A-C2A-CAA-CBA
25	b	604	CLA	CBD-CGD-O2D-CED
25	b	606	CLA	C4-C3-C5-C6
25	b	608	CLA	C2-C3-C5-C6
25	b	608	CLA	C4-C3-C5-C6
25	b	610	CLA	CBD-CGD-O2D-CED
25	b	611	CLA	C2A-CAA-CBA-CGA
25	b	612	CLA	C3A-C2A-CAA-CBA
25	h	302	CLA	CBD-CGD-O2D-CED

Continued on next page...

Continued from previous page...

Mol	Chain	Res	Type	Atoms
25	h	303	CLA	O1A-CGA-O2A-C1
25	h	304	CLA	C3A-C2A-CAA-CBA
25	h	305	CLA	C1A-C2A-CAA-CBA
25	h	305	CLA	C3A-C2A-CAA-CBA
25	h	305	CLA	C2-C3-C5-C6
25	h	305	CLA	C4-C3-C5-C6
25	h	308	CLA	C2-C3-C5-C6
25	m	602	CLA	C1A-C2A-CAA-CBA
25	m	602	CLA	C3A-C2A-CAA-CBA
25	m	604	CLA	CHA-CBD-CGD-O1D
25	m	604	CLA	CHA-CBD-CGD-O2D
25	m	604	CLA	CAD-CBD-CGD-O1D
25	m	605	CLA	C1A-C2A-CAA-CBA
25	m	605	CLA	C3A-C2A-CAA-CBA
25	m	607	CLA	C1A-C2A-CAA-CBA
25	m	607	CLA	C3A-C2A-CAA-CBA
25	m	608	CLA	C3A-C2A-CAA-CBA
25	m	608	CLA	C2A-CAA-CBA-CGA
25	m	609	CLA	C3A-C2A-CAA-CBA
25	m	610	CLA	C1A-C2A-CAA-CBA
25	m	610	CLA	C3A-C2A-CAA-CBA
25	m	610	CLA	C2-C3-C5-C6
25	m	610	CLA	C4-C3-C5-C6
25	m	612	CLA	CBD-CGD-O2D-CED
25	m	612	CLA	C2-C3-C5-C6
25	m	613	CLA	CBD-CGD-O2D-CED
25	l	303	CLA	C1A-C2A-CAA-CBA
25	l	303	CLA	C3A-C2A-CAA-CBA
25	l	304	CLA	C3A-C2A-CAA-CBA
25	l	306	CLA	CHA-CBD-CGD-O1D
25	l	306	CLA	CHA-CBD-CGD-O2D
25	l	306	CLA	CAD-CBD-CGD-O1D
25	l	306	CLA	CAD-CBD-CGD-O2D
25	l	306	CLA	CBD-CGD-O2D-CED
25	l	306	CLA	C6-C7-C8-C9
25	l	307	CLA	CBA-CGA-O2A-C1
25	l	307	CLA	O1A-CGA-O2A-C1
25	l	308	CLA	C1A-C2A-CAA-CBA
25	l	308	CLA	C3A-C2A-CAA-CBA
25	l	310	CLA	CHA-CBD-CGD-O1D
25	l	310	CLA	CHA-CBD-CGD-O2D
25	k	601	CLA	CBA-CGA-O2A-C1

Continued on next page...

Continued from previous page...

Mol	Chain	Res	Type	Atoms
25	k	601	CLA	CBD-CGD-O2D-CED
25	k	602	CLA	C3A-C2A-CAA-CBA
25	k	602	CLA	CBD-CGD-O2D-CED
25	k	604	CLA	CHA-CBD-CGD-O1D
25	k	604	CLA	C2-C3-C5-C6
25	k	604	CLA	C4-C3-C5-C6
25	k	606	CLA	C1A-C2A-CAA-CBA
25	k	606	CLA	C3A-C2A-CAA-CBA
25	k	607	CLA	C1A-C2A-CAA-CBA
25	k	607	CLA	CBA-CGA-O2A-C1
25	k	607	CLA	O1A-CGA-O2A-C1
25	k	607	CLA	CBD-CGD-O2D-CED
25	k	608	CLA	C1A-C2A-CAA-CBA
25	k	608	CLA	C3A-C2A-CAA-CBA
25	k	609	CLA	C3A-C2A-CAA-CBA
25	k	609	CLA	C2A-CAA-CBA-CGA
25	k	609	CLA	CBD-CGD-O2D-CED
25	k	610	CLA	C3A-C2A-CAA-CBA
25	k	614	CLA	C1A-C2A-CAA-CBA
25	k	614	CLA	CBD-CGD-O2D-CED
25	i	302	CLA	C1A-C2A-CAA-CBA
25	i	302	CLA	C3A-C2A-CAA-CBA
25	i	303	CLA	C3A-C2A-CAA-CBA
25	i	303	CLA	CHA-CBD-CGD-O1D
25	i	303	CLA	CHA-CBD-CGD-O2D
25	i	306	CLA	CBD-CGD-O2D-CED
25	i	306	CLA	C2-C3-C5-C6
25	i	306	CLA	C4-C3-C5-C6
25	i	309	CLA	C1A-C2A-CAA-CBA
25	i	309	CLA	C3A-C2A-CAA-CBA
25	i	309	CLA	CBD-CGD-O2D-CED
25	i	311	CLA	C3A-C2A-CAA-CBA
25	i	311	CLA	CBD-CGD-O2D-CED
25	i	311	CLA	C2-C3-C5-C6
25	i	311	CLA	C4-C3-C5-C6
25	i	312	CLA	C1A-C2A-CAA-CBA
25	j	604	CLA	CHA-CBD-CGD-O1D
25	j	604	CLA	CHA-CBD-CGD-O2D
25	j	604	CLA	CAD-CBD-CGD-O1D
25	j	604	CLA	CAD-CBD-CGD-O2D
25	j	606	CLA	C2A-CAA-CBA-CGA
25	j	609	CLA	C3A-C2A-CAA-CBA

Continued on next page...

Continued from previous page...

Mol	Chain	Res	Type	Atoms
25	j	609	CLA	CHA-CBD-CGD-O1D
25	j	609	CLA	CHA-CBD-CGD-O2D
25	j	611	CLA	CHA-CBD-CGD-O1D
25	j	611	CLA	CHA-CBD-CGD-O2D
25	j	611	CLA	C2-C3-C5-C6
25	d	301	CLA	C1A-C2A-CAA-CBA
25	d	301	CLA	C3A-C2A-CAA-CBA
25	d	303	CLA	C14-C13-C15-C16
25	d	306	CLA	C1A-C2A-CAA-CBA
25	d	306	CLA	C3A-C2A-CAA-CBA
25	d	306	CLA	CHA-CBD-CGD-O1D
25	d	306	CLA	CHA-CBD-CGD-O2D
25	d	306	CLA	CAD-CBD-CGD-O1D
25	d	309	CLA	CHA-CBD-CGD-O1D
25	d	309	CLA	CHA-CBD-CGD-O2D
25	d	312	CLA	C2-C3-C5-C6
25	R	202	CLA	C1A-C2A-CAA-CBA
25	R	202	CLA	C2-C3-C5-C6
25	n	303	CLA	CBA-CGA-O2A-C1
25	n	303	CLA	O1A-CGA-O2A-C1
25	n	304	CLA	C1A-C2A-CAA-CBA
25	n	304	CLA	CBD-CGD-O2D-CED
25	n	305	CLA	C2-C3-C5-C6
25	n	305	CLA	C4-C3-C5-C6
25	n	305	CLA	C11-C10-C8-C9
25	n	306	CLA	C3A-C2A-CAA-CBA
25	n	306	CLA	CHA-CBD-CGD-O1D
25	n	306	CLA	CHA-CBD-CGD-O2D
25	n	307	CLA	C1A-C2A-CAA-CBA
25	n	307	CLA	CBA-CGA-O2A-C1
25	n	307	CLA	O1A-CGA-O2A-C1
25	n	308	CLA	CHA-CBD-CGD-O1D
25	n	308	CLA	CHA-CBD-CGD-O2D
25	n	309	CLA	C3A-C2A-CAA-CBA
25	n	311	CLA	C1A-C2A-CAA-CBA
25	n	311	CLA	C3A-C2A-CAA-CBA
25	n	314	CLA	C1A-C2A-CAA-CBA
25	n	314	CLA	C2A-CAA-CBA-CGA
25	n	314	CLA	CBD-CGD-O2D-CED
25	n	314	CLA	C2-C3-C5-C6
25	n	314	CLA	C4-C3-C5-C6
25	Q	302	CLA	CBD-CGD-O2D-CED

Continued on next page...

Continued from previous page...

Mol	Chain	Res	Type	Atoms
25	Q	303	CLA	CHA-CBD-CGD-O1D
25	Q	303	CLA	CHA-CBD-CGD-O2D
27	A	845	LHG	O1-C1-C2-C3
27	A	845	LHG	C3-O3-P-O6
27	A	845	LHG	C4-O6-P-O3
27	A	845	LHG	C4-O6-P-O5
27	A	846	LHG	O1-C1-C2-C3
27	A	846	LHG	C3-O3-P-O5
27	B	801	LHG	C3-O3-P-O5
27	B	801	LHG	C4-O6-P-O3
27	B	801	LHG	C4-O6-P-O4
27	B	801	LHG	C4-O6-P-O5
27	B	801	LHG	C8-C7-O7-C5
27	B	801	LHG	O10-C23-O8-C6
27	B	801	LHG	C24-C23-O8-C6
27	J	107	LHG	C3-O3-P-O5
27	L	207	LHG	C3-O3-P-O5
27	L	207	LHG	C3-O3-P-O6
27	L	207	LHG	C4-O6-P-O3
27	L	207	LHG	C4-O6-P-O5
27	c	618	LHG	C4-O6-P-O4
27	c	618	LHG	O9-C7-O7-C5
27	c	618	LHG	C8-C7-O7-C5
27	c	620	LHG	O1-C1-C2-C3
27	c	620	LHG	C3-O3-P-O4
27	c	620	LHG	C4-O6-P-O4
27	a	301	LHG	O9-C7-O7-C5
27	a	319	LHG	O7-C5-C6-O8
27	b	619	LHG	C3-O3-P-O4
27	b	619	LHG	C3-O3-P-O6
27	b	619	LHG	O9-C7-O7-C5
27	b	619	LHG	C8-C7-O7-C5
27	m	617	LHG	C4-O6-P-O3
27	k	620	LHG	C3-O3-P-O5
27	k	620	LHG	O9-C7-O7-C5
27	k	620	LHG	C8-C7-O7-C5
27	i	318	LHG	C8-C7-O7-C5
27	i	318	LHG	O10-C23-O8-C6
27	i	318	LHG	C24-C23-O8-C6
27	j	617	LHG	C4-O6-P-O4
27	j	617	LHG	C4-O6-P-O5
27	d	317	LHG	C1-C2-C3-O3

Continued on next page...

Continued from previous page...

Mol	Chain	Res	Type	Atoms
27	d	317	LHG	C3-O3-P-O4
27	d	317	LHG	C4-O6-P-O5
27	d	317	LHG	C8-C7-O7-C5
27	n	320	LHG	C4-O6-P-O3
27	n	320	LHG	C4-O6-P-O4
27	n	320	LHG	C4-O6-P-O5
28	A	847	WVN	C01-C02-C11-C19
28	A	847	WVN	C05-C02-C11-C19
28	A	848	WVN	C20-C23-C25-C27
28	A	848	WVN	C20-C23-C25-C28
28	A	848	WVN	C30-C33-C34-C37
28	A	848	WVN	C30-C33-C34-C38
28	A	849	WVN	C06-C13-C20-C23
28	A	849	WVN	C15-C13-C20-C23
28	A	849	WVN	C20-C23-C25-C27
28	A	849	WVN	C20-C23-C25-C28
28	A	850	WVN	C06-C13-C20-C23
28	A	850	WVN	C30-C33-C34-C37
28	A	850	WVN	C30-C33-C34-C38
28	A	851	WVN	C11-C19-C22-C24
28	A	851	WVN	C11-C19-C22-C26
28	A	851	WVN	C29-C31-C32-C35
28	A	851	WVN	C29-C31-C32-C36
28	A	851	WVN	C30-C33-C34-C38
28	B	844	WVN	C30-C33-C34-C37
28	B	844	WVN	C30-C33-C34-C38
28	B	847	WVN	C15-C13-C20-C23
28	B	847	WVN	C20-C23-C25-C27
28	B	847	WVN	C20-C23-C25-C28
28	B	847	WVN	C30-C33-C34-C38
28	B	848	WVN	C15-C13-C20-C23
28	B	848	WVN	C20-C23-C25-C27
28	B	848	WVN	C20-C23-C25-C28
28	B	848	WVN	C30-C33-C34-C38
28	B	849	WVN	C11-C19-C22-C24
28	B	849	WVN	C11-C19-C22-C26
28	B	849	WVN	C20-C23-C25-C27
28	B	849	WVN	C20-C23-C25-C28
28	B	849	WVN	C30-C33-C34-C37
28	B	849	WVN	C30-C33-C34-C38
28	F	203	WVN	C11-C19-C22-C24
28	F	203	WVN	C11-C19-C22-C26

Continued on next page...

Continued from previous page...

Mol	Chain	Res	Type	Atoms
28	F	203	WVN	C22-C26-C29-C31
28	F	203	WVN	C29-C31-C32-C35
28	F	203	WVN	C29-C31-C32-C36
28	F	204	WVN	C05-C02-C11-C19
28	F	204	WVN	C15-C13-C20-C23
28	I	101	WVN	C01-C02-C11-C19
28	I	101	WVN	C11-C19-C22-C24
28	I	101	WVN	C11-C19-C22-C26
28	I	101	WVN	C22-C26-C29-C31
28	J	101	WVN	C29-C31-C32-C35
28	J	101	WVN	C29-C31-C32-C36
28	J	102	WVN	C11-C19-C22-C24
28	J	102	WVN	C11-C19-C22-C26
28	J	102	WVN	C20-C23-C25-C27
28	J	102	WVN	C20-C23-C25-C28
28	J	102	WVN	C30-C33-C34-C37
28	J	102	WVN	C30-C33-C34-C38
28	L	201	WVN	C05-C02-C11-C19
28	L	201	WVN	C11-C19-C22-C24
28	L	201	WVN	C11-C19-C22-C26
28	L	205	WVN	C06-C13-C20-C23
28	L	205	WVN	C11-C19-C22-C24
28	L	205	WVN	C11-C19-C22-C26
28	M	101	WVN	C20-C23-C25-C27
28	M	101	WVN	C20-C23-C25-C28
28	M	101	WVN	C30-C33-C34-C37
28	M	101	WVN	C30-C33-C34-C38
28	s	207	WVN	C01-C02-C11-C19
28	s	207	WVN	C05-C02-C11-C19
28	s	207	WVN	C15-C13-C20-C23
28	h	309	WVN	C20-C23-C25-C27
28	h	309	WVN	C20-C23-C25-C28
28	h	309	WVN	C30-C33-C34-C37
28	h	309	WVN	C30-C33-C34-C38
28	l	315	WVN	C06-C13-C20-C23
28	l	315	WVN	C15-C13-C20-C23
28	l	315	WVN	C29-C31-C32-C35
28	l	315	WVN	C29-C31-C32-C36
28	i	316	WVN	C29-C31-C32-C35
28	i	316	WVN	C29-C31-C32-C36
28	R	201	WVN	C15-C13-C20-C23
28	R	201	WVN	C29-C31-C32-C35

Continued on next page...

Continued from previous page...

Mol	Chain	Res	Type	Atoms
28	R	201	WVN	C29-C31-C32-C36
29	A	852	LMT	O5B-C1B-O1B-C4'
29	A	852	LMT	C2'-C1'-O1'-C1
29	A	852	LMT	O5'-C1'-O1'-C1
29	a	302	LMT	O5'-C1'-O1'-C1
29	b	618	LMT	C2'-C1'-O1'-C1
29	b	618	LMT	O5'-C1'-O1'-C1
32	J	104	II0	C10-C22-C24-C26
32	J	104	II0	C25-C29-C31-C33
32	J	104	II0	C26-C30-C32-C34
32	J	104	II0	C32-C34-C36-C38
32	J	104	II0	C32-C34-C36-C40
32	c	617	II0	C32-C34-C36-C40
32	a	316	II0	C09-C21-C23-C25
32	a	318	II0	C31-C33-C35-C37
32	a	318	II0	C31-C33-C35-C39
32	a	318	II0	C36-C40-C42-C41
32	b	614	II0	C09-C21-C23-C25
32	b	614	II0	C31-C33-C35-C37
32	b	614	II0	C31-C33-C35-C39
32	h	311	II0	C32-C34-C36-C38
32	h	311	II0	C32-C34-C36-C40
32	h	312	II0	C25-C29-C31-C33
32	m	614	II0	C32-C34-C36-C38
32	m	614	II0	C32-C34-C36-C40
32	m	615	II0	C31-C33-C35-C37
32	m	618	II0	C32-C34-C36-C38
32	m	618	II0	C32-C34-C36-C40
32	l	313	II0	C32-C34-C36-C38
32	l	313	II0	C32-C34-C36-C40
32	l	314	II0	C31-C33-C35-C37
32	l	314	II0	C31-C33-C35-C39
32	l	316	II0	C32-C34-C36-C38
32	l	316	II0	C32-C34-C36-C40
32	k	615	II0	C09-C21-C23-C25
32	k	615	II0	C32-C34-C36-C38
32	k	615	II0	C32-C34-C36-C40
32	k	616	II0	C25-C29-C31-C33
32	k	616	II0	C31-C33-C35-C37
32	k	616	II0	C31-C33-C35-C39
32	k	616	II0	C32-C34-C36-C38
32	k	616	II0	C32-C34-C36-C40

Continued on next page...

Continued from previous page...

Mol	Chain	Res	Type	Atoms
32	k	617	II0	C09-C21-C23-C25
32	k	617	II0	C25-C29-C31-C33
32	k	619	II0	C31-C33-C35-C37
32	k	619	II0	C31-C33-C35-C39
32	k	619	II0	C32-C34-C36-C38
32	k	619	II0	C32-C34-C36-C40
32	i	313	II0	C09-C21-C23-C25
32	i	314	II0	C32-C34-C36-C38
32	i	314	II0	C32-C34-C36-C40
32	i	315	II0	C32-C34-C36-C38
32	i	315	II0	C32-C34-C36-C40
32	i	317	II0	C31-C33-C35-C37
32	i	317	II0	C31-C33-C35-C39
32	i	317	II0	C32-C34-C36-C38
32	i	320	II0	C31-C33-C35-C37
32	i	320	II0	C31-C33-C35-C39
32	j	613	II0	C31-C33-C35-C37
32	j	613	II0	C31-C33-C35-C39
32	j	615	II0	C09-C21-C23-C25
32	j	615	II0	C31-C33-C35-C37
32	j	615	II0	C31-C33-C35-C39
32	j	615	II0	C32-C34-C36-C38
32	j	615	II0	C32-C34-C36-C40
32	d	313	II0	C09-C21-C23-C25
32	d	316	II0	C25-C29-C31-C33
32	d	316	II0	C32-C34-C36-C38
32	d	316	II0	C32-C34-C36-C40
32	n	319	II0	C31-C33-C35-C37
32	n	319	II0	C31-C33-C35-C39
33	c	619	LMG	C2-C1-O1-C7
33	b	620	LMG	O9-C10-O7-C8
33	b	620	LMG	C11-C10-O7-C8
33	n	321	LMG	C2-C1-O1-C7
33	n	321	LMG	O7-C8-C9-O8
33	Q	301	LMG	C2-C1-O1-C7
33	Q	301	LMG	O6-C1-O1-C7
33	Q	301	LMG	C11-C10-O7-C8
34	s	201	KC2	C1A-C2A-CAA-CBA
34	s	201	KC2	C3A-C2A-CAA-CBA
34	s	201	KC2	C2C-C3C-CAC-CBC
34	s	201	KC2	C4C-C3C-CAC-CBC
34	s	204	KC2	C1A-C2A-CAA-CBA

Continued on next page...

Continued from previous page...

Mol	Chain	Res	Type	Atoms
34	s	204	KC2	C3A-C2A-CAA-CBA
34	s	204	KC2	C2C-C3C-CAC-CBC
34	c	610	KC2	C1A-C2A-CAA-CBA
34	c	610	KC2	C3A-C2A-CAA-CBA
34	c	610	KC2	C2C-C3C-CAC-CBC
34	c	610	KC2	C4C-C3C-CAC-CBC
34	c	610	KC2	CAA-CBA-CGA-O2A
34	m	611	KC2	C3A-C2A-CAA-CBA
34	l	311	KC2	C1A-C2A-CAA-CBA
34	l	311	KC2	CAA-CBA-CGA-O2A
34	k	611	KC2	C1A-C2A-CAA-CBA
34	k	611	KC2	C2C-C3C-CAC-CBC
34	k	611	KC2	C4C-C3C-CAC-CBC
34	k	611	KC2	C2A-CAA-CBA-CGA
34	k	611	KC2	CBD-CGD-O2D-CED
34	k	612	KC2	CAA-CBA-CGA-O2A
34	k	612	KC2	CHA-CBD-CGD-O1D
34	k	613	KC2	C1A-C2A-CAA-CBA
34	k	613	KC2	C3A-C2A-CAA-CBA
34	k	613	KC2	C2C-C3C-CAC-CBC
34	k	613	KC2	C4C-C3C-CAC-CBC
34	k	613	KC2	C2A-CAA-CBA-CGA
34	i	310	KC2	C1A-C2A-CAA-CBA
34	i	310	KC2	C3A-C2A-CAA-CBA
34	i	310	KC2	C2B-C3B-CAB-CBB
34	i	310	KC2	C4B-C3B-CAB-CBB
34	i	310	KC2	C2C-C3C-CAC-CBC
34	i	310	KC2	C4C-C3C-CAC-CBC
34	i	310	KC2	C2A-CAA-CBA-CGA
34	i	319	KC2	C2B-C3B-CAB-CBB
34	i	319	KC2	C4B-C3B-CAB-CBB
34	i	319	KC2	C2C-C3C-CAC-CBC
34	i	319	KC2	C4C-C3C-CAC-CBC
34	j	610	KC2	C3A-C2A-CAA-CBA
34	j	610	KC2	C2C-C3C-CAC-CBC
34	j	610	KC2	C2A-CAA-CBA-CGA
34	d	310	KC2	C1A-C2A-CAA-CBA
34	d	310	KC2	C3A-C2A-CAA-CBA
34	d	310	KC2	C2C-C3C-CAC-CBC
34	d	310	KC2	C4C-C3C-CAC-CBC
34	d	311	KC2	C1A-C2A-CAA-CBA
34	d	311	KC2	C3A-C2A-CAA-CBA

Continued on next page...

Continued from previous page...

Mol	Chain	Res	Type	Atoms
34	d	311	KC2	C4C-C3C-CAC-CBC
34	d	311	KC2	C2A-CAA-CBA-CGA
34	n	313	KC2	C1A-C2A-CAA-CBA
34	n	313	KC2	C3A-C2A-CAA-CBA
34	n	313	KC2	C2C-C3C-CAC-CBC
34	n	313	KC2	C4C-C3C-CAC-CBC
34	n	313	KC2	C2A-CAA-CBA-CGA
34	n	313	KC2	CHA-CBD-CGD-O2D
35	c	616	IHT	C18-C22-C23-C25
35	c	616	IHT	C18-C22-C23-C27
35	a	317	IHT	C02-C07-C18-C22
35	a	317	IHT	C18-C22-C23-C25
35	a	317	IHT	C18-C22-C23-C27
35	a	317	IHT	C31-C34-C35-C39
35	m	616	IHT	C30-C32-C33-C36
35	m	616	IHT	C30-C32-C33-C37
35	k	618	IHT	C10-C07-C18-C22
35	k	618	IHT	C23-C27-C30-C32
35	k	618	IHT	C33-C37-C40-C41
35	j	616	IHT	C30-C32-C33-C36
35	j	616	IHT	C30-C32-C33-C37
35	R	203	IHT	C30-C32-C33-C36
35	R	203	IHT	C30-C32-C33-C37
35	n	318	IHT	C18-C22-C23-C25
35	n	318	IHT	C18-C22-C23-C27
36	i	301	LMU	C2-C1-O1'-C1'
25	A	818	CLA	C4C-C3C-CAC-CBC
25	A	801	CLA	O1D-CGD-O2D-CED
25	B	836	CLA	O1D-CGD-O2D-CED
25	k	601	CLA	O1D-CGD-O2D-CED
25	i	309	CLA	O1D-CGD-O2D-CED
25	d	306	CLA	O1D-CGD-O2D-CED
25	n	314	CLA	O1D-CGD-O2D-CED
34	k	611	KC2	O1D-CGD-O2D-CED
25	A	809	CLA	O1D-CGD-O2D-CED
25	A	815	CLA	O1D-CGD-O2D-CED
25	A	842	CLA	O1D-CGD-O2D-CED
25	B	804	CLA	O1D-CGD-O2D-CED
25	B	806	CLA	O1D-CGD-O2D-CED
25	B	820	CLA	O1D-CGD-O2D-CED
25	c	608	CLA	O1D-CGD-O2D-CED
25	m	603	CLA	O1D-CGD-O2D-CED

Continued on next page...

Continued from previous page...

Mol	Chain	Res	Type	Atoms
25	k	607	CLA	O1D-CGD-O2D-CED
25	d	302	CLA	O1D-CGD-O2D-CED
25	A	816	CLA	CBD-CGD-O2D-CED
25	A	817	CLA	CBD-CGD-O2D-CED
25	A	823	CLA	CBD-CGD-O2D-CED
25	A	832	CLA	CBD-CGD-O2D-CED
25	B	803	CLA	CBD-CGD-O2D-CED
25	B	809	CLA	CBD-CGD-O2D-CED
25	B	812	CLA	CBD-CGD-O2D-CED
25	B	814	CLA	CBD-CGD-O2D-CED
25	B	820	CLA	CBD-CGD-O2D-CED
25	B	839	CLA	CBD-CGD-O2D-CED
25	s	203	CLA	CBD-CGD-O2D-CED
25	s	209	CLA	CBD-CGD-O2D-CED
25	c	606	CLA	CBD-CGD-O2D-CED
25	a	307	CLA	CBD-CGD-O2D-CED
25	a	308	CLA	CBD-CGD-O2D-CED
25	b	606	CLA	CBD-CGD-O2D-CED
25	b	607	CLA	CBD-CGD-O2D-CED
25	b	608	CLA	CBD-CGD-O2D-CED
25	b	609	CLA	CBD-CGD-O2D-CED
25	m	603	CLA	CBD-CGD-O2D-CED
25	m	609	CLA	CBD-CGD-O2D-CED
25	l	307	CLA	CBD-CGD-O2D-CED
25	l	309	CLA	CBD-CGD-O2D-CED
25	l	312	CLA	CBD-CGD-O2D-CED
25	k	606	CLA	CBD-CGD-O2D-CED
25	k	610	CLA	CBD-CGD-O2D-CED
25	i	302	CLA	CBD-CGD-O2D-CED
25	i	305	CLA	CBD-CGD-O2D-CED
25	i	308	CLA	CBD-CGD-O2D-CED
25	i	312	CLA	CBD-CGD-O2D-CED
25	j	601	CLA	CBD-CGD-O2D-CED
25	j	606	CLA	CBD-CGD-O2D-CED
25	j	612	CLA	CBD-CGD-O2D-CED
25	d	302	CLA	CBD-CGD-O2D-CED
25	d	303	CLA	CBD-CGD-O2D-CED
25	d	306	CLA	CBD-CGD-O2D-CED
25	d	308	CLA	CBD-CGD-O2D-CED
25	n	311	CLA	CBD-CGD-O2D-CED
34	k	612	KC2	CBD-CGD-O2D-CED
25	A	821	CLA	O1A-CGA-O2A-C1

Continued on next page...

Continued from previous page...

Mol	Chain	Res	Type	Atoms
25	A	838	CLA	O1A-CGA-O2A-C1
25	B	837	CLA	O1A-CGA-O2A-C1
25	F	201	CLA	O1A-CGA-O2A-C1
25	a	311	CLA	O1A-CGA-O2A-C1
25	a	312	CLA	O1A-CGA-O2A-C1
25	b	606	CLA	O1A-CGA-O2A-C1
25	b	612	CLA	O1A-CGA-O2A-C1
25	h	302	CLA	O1A-CGA-O2A-C1
25	m	602	CLA	O1A-CGA-O2A-C1
25	k	601	CLA	O1A-CGA-O2A-C1
36	i	301	LMU	O5B-C1B-O1B-C4'
25	B	813	CLA	O1D-CGD-O2D-CED
25	c	603	CLA	O1D-CGD-O2D-CED
25	b	604	CLA	O1D-CGD-O2D-CED
25	b	608	CLA	O1D-CGD-O2D-CED
25	b	609	CLA	O1D-CGD-O2D-CED
25	h	302	CLA	O1D-CGD-O2D-CED
25	l	309	CLA	O1D-CGD-O2D-CED
25	k	606	CLA	O1D-CGD-O2D-CED
25	k	609	CLA	O1D-CGD-O2D-CED
25	A	818	CLA	C2C-C3C-CAC-CBC
25	A	808	CLA	O1D-CGD-O2D-CED
25	A	813	CLA	O1D-CGD-O2D-CED
25	A	822	CLA	O1D-CGD-O2D-CED
25	A	827	CLA	O1D-CGD-O2D-CED
25	A	831	CLA	O1D-CGD-O2D-CED
25	A	856	CLA	O1D-CGD-O2D-CED
25	s	203	CLA	O1D-CGD-O2D-CED
25	k	610	CLA	O1D-CGD-O2D-CED
25	k	614	CLA	O1D-CGD-O2D-CED
25	i	306	CLA	O1D-CGD-O2D-CED
25	i	311	CLA	O1D-CGD-O2D-CED
25	n	304	CLA	O1D-CGD-O2D-CED
25	A	838	CLA	CBA-CGA-O2A-C1
25	A	841	CLA	CBA-CGA-O2A-C1
25	B	837	CLA	CBA-CGA-O2A-C1
25	F	201	CLA	CBA-CGA-O2A-C1
25	a	311	CLA	CBA-CGA-O2A-C1
25	a	312	CLA	CBA-CGA-O2A-C1
25	b	612	CLA	CBA-CGA-O2A-C1
25	h	302	CLA	CBA-CGA-O2A-C1
25	i	306	CLA	CBA-CGA-O2A-C1

Continued on next page...

Continued from previous page...

Mol	Chain	Res	Type	Atoms
25	A	812	CLA	CBD-CGD-O2D-CED
25	A	829	CLA	CBD-CGD-O2D-CED
25	A	836	CLA	CBD-CGD-O2D-CED
25	A	839	CLA	CBD-CGD-O2D-CED
25	A	853	CLA	CBD-CGD-O2D-CED
25	A	854	CLA	CBD-CGD-O2D-CED
25	B	810	CLA	CBD-CGD-O2D-CED
25	B	818	CLA	CBD-CGD-O2D-CED
25	B	821	CLA	CBD-CGD-O2D-CED
25	B	837	CLA	CBD-CGD-O2D-CED
25	B	840	CLA	CBD-CGD-O2D-CED
25	F	202	CLA	CBD-CGD-O2D-CED
25	L	202	CLA	CBD-CGD-O2D-CED
25	c	607	CLA	CBD-CGD-O2D-CED
25	a	305	CLA	CBD-CGD-O2D-CED
25	b	601	CLA	CBD-CGD-O2D-CED
25	b	611	CLA	CBD-CGD-O2D-CED
25	h	304	CLA	CBD-CGD-O2D-CED
25	l	303	CLA	CBD-CGD-O2D-CED
25	l	304	CLA	CBD-CGD-O2D-CED
25	i	304	CLA	CBD-CGD-O2D-CED
25	j	602	CLA	CBD-CGD-O2D-CED
25	j	605	CLA	CBD-CGD-O2D-CED
25	j	607	CLA	CBD-CGD-O2D-CED
25	d	304	CLA	CBD-CGD-O2D-CED
25	R	202	CLA	CBD-CGD-O2D-CED
34	k	613	KC2	CBD-CGD-O2D-CED
25	A	803	CLA	O1A-CGA-O2A-C1
25	A	811	CLA	O1A-CGA-O2A-C1
25	A	823	CLA	O1A-CGA-O2A-C1
25	A	835	CLA	O1A-CGA-O2A-C1
25	A	841	CLA	O1A-CGA-O2A-C1
25	B	811	CLA	O1A-CGA-O2A-C1
25	B	813	CLA	O1A-CGA-O2A-C1
25	B	814	CLA	O1A-CGA-O2A-C1
25	B	850	CLA	O1A-CGA-O2A-C1
25	c	605	CLA	O1A-CGA-O2A-C1
25	h	305	CLA	O1A-CGA-O2A-C1
25	l	308	CLA	O1A-CGA-O2A-C1
25	i	306	CLA	O1A-CGA-O2A-C1
25	d	312	CLA	O1A-CGA-O2A-C1
27	c	618	LHG	O10-C23-O8-C6

Continued on next page...

Continued from previous page...

Mol	Chain	Res	Type	Atoms
27	k	620	LHG	O10-C23-O8-C6
33	b	620	LMG	O10-C28-O8-C9
33	Q	301	LMG	O10-C28-O8-C9
25	d	307	CLA	O1A-CGA-O2A-C1
25	c	612	CLA	O1D-CGD-O2D-CED
25	b	610	CLA	O1D-CGD-O2D-CED
25	m	612	CLA	O1D-CGD-O2D-CED
25	m	613	CLA	O1D-CGD-O2D-CED
25	l	306	CLA	O1D-CGD-O2D-CED
25	Q	302	CLA	O1D-CGD-O2D-CED
25	B	831	CLA	O1D-CGD-O2D-CED
25	k	602	CLA	O1D-CGD-O2D-CED
25	m	613	CLA	C2C-C3C-CAC-CBC
25	B	832	CLA	CBD-CGD-O2D-CED
25	c	604	CLA	CBD-CGD-O2D-CED
25	B	809	CLA	C8-C10-C11-C12
25	s	206	CLA	O1D-CGD-O2D-CED
25	i	305	CLA	O1D-CGD-O2D-CED
25	i	312	CLA	O1D-CGD-O2D-CED
27	B	801	LHG	O9-C7-O7-C5
27	i	318	LHG	O9-C7-O7-C5
27	d	317	LHG	O9-C7-O7-C5
33	Q	301	LMG	O9-C10-O7-C8
25	d	307	CLA	CBA-CGA-O2A-C1
25	c	607	CLA	O1A-CGA-O2A-C1
25	A	802	CLA	C3-C5-C6-C7
25	A	806	CLA	C3-C5-C6-C7
25	A	808	CLA	C3-C5-C6-C7
25	A	820	CLA	C3-C5-C6-C7
25	A	825	CLA	C3-C5-C6-C7
25	A	827	CLA	C3-C5-C6-C7
25	A	841	CLA	C3-C5-C6-C7
25	A	855	CLA	C3-C5-C6-C7
25	B	803	CLA	C3-C5-C6-C7
25	B	806	CLA	C3-C5-C6-C7
25	B	810	CLA	C3-C5-C6-C7
25	B	811	CLA	C3-C5-C6-C7
25	B	823	CLA	C3-C5-C6-C7
25	B	830	CLA	C3-C5-C6-C7
25	B	836	CLA	C3-C5-C6-C7
25	c	604	CLA	C3-C5-C6-C7
25	a	309	CLA	C3-C5-C6-C7

Continued on next page...

Continued from previous page...

Mol	Chain	Res	Type	Atoms
25	k	608	CLA	C3-C5-C6-C7
25	n	308	CLA	C3-C5-C6-C7
25	Q	302	CLA	C3-C5-C6-C7
26	A	844	PQN	C13-C15-C16-C17
26	B	842	PQN	C13-C15-C16-C17
25	A	803	CLA	CBA-CGA-O2A-C1
25	A	811	CLA	CBA-CGA-O2A-C1
25	A	818	CLA	CBA-CGA-O2A-C1
25	A	823	CLA	CBA-CGA-O2A-C1
25	B	811	CLA	CBA-CGA-O2A-C1
25	B	813	CLA	CBA-CGA-O2A-C1
25	B	814	CLA	CBA-CGA-O2A-C1
25	B	850	CLA	CBA-CGA-O2A-C1
25	b	601	CLA	CBA-CGA-O2A-C1
25	b	606	CLA	CBA-CGA-O2A-C1
25	h	303	CLA	CBA-CGA-O2A-C1
25	h	305	CLA	CBA-CGA-O2A-C1
25	d	312	CLA	CBA-CGA-O2A-C1
36	i	301	LMU	O5'-C5'-C6'-O6'
27	a	301	LHG	C8-C7-O7-C5
25	A	832	CLA	O1D-CGD-O2D-CED
25	B	839	CLA	O1D-CGD-O2D-CED
25	l	307	CLA	O1D-CGD-O2D-CED
25	i	308	CLA	O1D-CGD-O2D-CED
25	B	819	CLA	CBD-CGD-O2D-CED
25	a	303	CLA	CBD-CGD-O2D-CED
25	j	603	CLA	CBD-CGD-O2D-CED
34	k	613	KC2	CAA-CBA-CGA-O2A
25	c	607	CLA	CBA-CGA-O2A-C1
25	B	821	CLA	C4-C3-C5-C6
25	B	838	CLA	C4-C3-C5-C6
25	m	603	CLA	C4-C3-C5-C6
25	A	811	CLA	C2-C3-C5-C6
25	B	838	CLA	C2-C3-C5-C6
25	A	807	CLA	CBD-CGD-O2D-CED
25	B	815	CLA	CBD-CGD-O2D-CED
25	F	201	CLA	CBD-CGD-O2D-CED
25	c	601	CLA	CBD-CGD-O2D-CED
25	k	605	CLA	CBD-CGD-O2D-CED
25	A	822	CLA	C2A-CAA-CBA-CGA
25	A	843	CLA	C2A-CAA-CBA-CGA
25	B	835	CLA	C2A-CAA-CBA-CGA

Continued on next page...

Continued from previous page...

Mol	Chain	Res	Type	Atoms
25	B	840	CLA	C2A-CAA-CBA-CGA
25	F	202	CLA	C2A-CAA-CBA-CGA
25	L	204	CLA	C2A-CAA-CBA-CGA
25	s	202	CLA	C2A-CAA-CBA-CGA
25	s	206	CLA	C2A-CAA-CBA-CGA
25	c	602	CLA	C2A-CAA-CBA-CGA
25	a	307	CLA	C2A-CAA-CBA-CGA
25	h	307	CLA	C2A-CAA-CBA-CGA
25	l	308	CLA	C2A-CAA-CBA-CGA
25	k	603	CLA	C2A-CAA-CBA-CGA
25	i	303	CLA	C2A-CAA-CBA-CGA
25	A	831	CLA	O1A-CGA-O2A-C1
25	B	828	CLA	O1A-CGA-O2A-C1
25	n	311	CLA	O1D-CGD-O2D-CED
25	A	812	CLA	C3-C5-C6-C7
25	A	829	CLA	C3-C5-C6-C7
25	A	840	CLA	C3-C5-C6-C7
25	B	808	CLA	C3-C5-C6-C7
25	B	812	CLA	C3-C5-C6-C7
25	m	604	CLA	C3-C5-C6-C7
25	l	306	CLA	C3-C5-C6-C7
25	A	830	CLA	CBA-CGA-O2A-C1
25	A	831	CLA	CBA-CGA-O2A-C1
25	A	835	CLA	CBA-CGA-O2A-C1
25	A	855	CLA	CBA-CGA-O2A-C1
25	B	806	CLA	CBA-CGA-O2A-C1
25	c	601	CLA	CBA-CGA-O2A-C1
25	c	605	CLA	CBA-CGA-O2A-C1
25	c	608	CLA	CBA-CGA-O2A-C1
25	m	602	CLA	CBA-CGA-O2A-C1
25	l	308	CLA	CBA-CGA-O2A-C1
25	i	307	CLA	CBA-CGA-O2A-C1
25	n	310	CLA	CBA-CGA-O2A-C1
27	c	618	LHG	C24-C23-O8-C6
27	k	620	LHG	C24-C23-O8-C6
33	b	620	LMG	C29-C28-O8-C9
33	Q	301	LMG	C29-C28-O8-C9
29	A	852	LMT	C6-C7-C8-C9
25	B	814	CLA	O1D-CGD-O2D-CED
25	m	609	CLA	O1D-CGD-O2D-CED
25	A	843	CLA	CBD-CGD-O2D-CED
25	c	602	CLA	CBD-CGD-O2D-CED

Continued on next page...

Continued from previous page...

Mol	Chain	Res	Type	Atoms
25	a	313	CLA	CBD-CGD-O2D-CED
25	n	302	CLA	CBD-CGD-O2D-CED
25	B	803	CLA	O1D-CGD-O2D-CED
25	s	209	CLA	O1D-CGD-O2D-CED
25	a	308	CLA	O1D-CGD-O2D-CED
25	j	606	CLA	O1D-CGD-O2D-CED
25	d	303	CLA	O1D-CGD-O2D-CED
25	d	308	CLA	O1D-CGD-O2D-CED
25	B	830	CLA	O1A-CGA-O2A-C1
25	c	601	CLA	O1A-CGA-O2A-C1
25	b	601	CLA	O1A-CGA-O2A-C1
25	n	308	CLA	O1A-CGA-O2A-C1
25	B	809	CLA	O1D-CGD-O2D-CED
25	j	612	CLA	O1D-CGD-O2D-CED
28	l	315	WVN	C22-C26-C29-C31
32	a	318	II0	C25-C29-C31-C33
32	m	615	II0	C26-C30-C32-C34
32	l	302	II0	C35-C39-C41-C42
32	j	615	II0	C25-C29-C31-C33
32	d	313	II0	C25-C29-C31-C33
35	b	615	IHT	C26-C29-C31-C34
25	A	803	CLA	CBD-CGD-O2D-CED
25	A	837	CLA	CBD-CGD-O2D-CED
25	B	829	CLA	CBD-CGD-O2D-CED
25	B	830	CLA	CBD-CGD-O2D-CED
25	c	611	CLA	CBD-CGD-O2D-CED
25	a	306	CLA	CBD-CGD-O2D-CED
25	b	602	CLA	CBD-CGD-O2D-CED
25	h	308	CLA	CBD-CGD-O2D-CED
25	m	610	CLA	CBD-CGD-O2D-CED
25	l	305	CLA	CBD-CGD-O2D-CED
25	k	603	CLA	CBD-CGD-O2D-CED
25	j	609	CLA	CBD-CGD-O2D-CED
25	n	303	CLA	CBD-CGD-O2D-CED
25	n	305	CLA	CBD-CGD-O2D-CED
25	n	306	CLA	CBD-CGD-O2D-CED
25	i	302	CLA	O1D-CGD-O2D-CED
27	a	319	LHG	O2-C2-C3-O3
27	d	317	LHG	O2-C2-C3-O3
25	A	823	CLA	C3-C5-C6-C7
25	B	809	CLA	C3-C5-C6-C7
25	l	310	CLA	C3-C5-C6-C7

Continued on next page...

Continued from previous page...

Mol	Chain	Res	Type	Atoms
25	B	817	CLA	CBA-CGA-O2A-C1
25	B	830	CLA	CBA-CGA-O2A-C1
25	m	607	CLA	CBA-CGA-O2A-C1
25	n	306	CLA	CBA-CGA-O2A-C1
25	n	308	CLA	CBA-CGA-O2A-C1
27	B	801	LHG	C13-C14-C15-C16
25	A	818	CLA	O1A-CGA-O2A-C1
25	A	855	CLA	O1A-CGA-O2A-C1
25	B	806	CLA	O1A-CGA-O2A-C1
25	j	611	CLA	O1A-CGA-O2A-C1
25	n	310	CLA	O1A-CGA-O2A-C1
29	A	852	LMT	O5'-C5'-C6'-O6'
36	i	301	LMU	C4'-C5'-C6'-O6'
25	B	812	CLA	O1D-CGD-O2D-CED
25	b	607	CLA	O1D-CGD-O2D-CED
25	j	601	CLA	O1D-CGD-O2D-CED
34	k	612	KC2	O1D-CGD-O2D-CED
25	B	836	CLA	C2C-C3C-CAC-CBC
25	b	606	CLA	O1D-CGD-O2D-CED
25	A	814	CLA	CBD-CGD-O2D-CED
25	a	310	CLA	CBD-CGD-O2D-CED
34	d	311	KC2	CBD-CGD-O2D-CED
29	b	618	LMT	O5'-C5'-C6'-O6'
27	B	801	LHG	C11-C12-C13-C14
27	l	317	LHG	C24-C25-C26-C27
29	A	852	LMT	C2-C3-C4-C5
29	a	320	LMT	C11-C10-C9-C8
33	b	620	LMG	O6-C5-C6-O5
25	A	817	CLA	O1D-CGD-O2D-CED
25	c	606	CLA	O1D-CGD-O2D-CED
33	J	105	LMG	C28-C29-C30-C31
25	A	809	CLA	C3-C5-C6-C7
25	b	604	CLA	C3-C5-C6-C7
25	j	604	CLA	C3-C5-C6-C7
25	B	828	CLA	CBA-CGA-O2A-C1
25	j	611	CLA	CBA-CGA-O2A-C1
25	A	816	CLA	O1D-CGD-O2D-CED
34	c	610	KC2	CAA-CBA-CGA-O1A
27	b	619	LHG	C26-C27-C28-C29
25	A	830	CLA	O1A-CGA-O2A-C1
25	B	817	CLA	O1A-CGA-O2A-C1
25	i	307	CLA	O1A-CGA-O2A-C1

Continued on next page...

Continued from previous page...

Mol	Chain	Res	Type	Atoms
25	n	306	CLA	O1A-CGA-O2A-C1
25	A	816	CLA	C4-C3-C5-C6
25	A	823	CLA	C4-C3-C5-C6
25	A	835	CLA	C4-C3-C5-C6
25	A	839	CLA	C4-C3-C5-C6
25	B	814	CLA	C4-C3-C5-C6
25	B	822	CLA	C4-C3-C5-C6
25	c	606	CLA	C4-C3-C5-C6
25	b	610	CLA	C4-C3-C5-C6
25	l	312	CLA	C4-C3-C5-C6
25	n	310	CLA	C4-C3-C5-C6
25	A	816	CLA	C2-C3-C5-C6
25	A	823	CLA	C2-C3-C5-C6
25	A	835	CLA	C2-C3-C5-C6
25	A	839	CLA	C2-C3-C5-C6
25	B	814	CLA	C2-C3-C5-C6
25	B	822	CLA	C2-C3-C5-C6
25	b	606	CLA	C2-C3-C5-C6
25	b	610	CLA	C2-C3-C5-C6
25	l	312	CLA	C2-C3-C5-C6
25	n	310	CLA	C2-C3-C5-C6
25	B	833	CLA	CBD-CGD-O2D-CED
25	A	811	CLA	C2A-CAA-CBA-CGA
25	A	817	CLA	C2A-CAA-CBA-CGA
25	B	806	CLA	C2A-CAA-CBA-CGA
25	a	312	CLA	C2A-CAA-CBA-CGA
25	k	605	CLA	C2A-CAA-CBA-CGA
25	k	610	CLA	C2A-CAA-CBA-CGA
25	i	311	CLA	C2A-CAA-CBA-CGA
25	A	854	CLA	O1D-CGD-O2D-CED
25	a	307	CLA	O1D-CGD-O2D-CED
25	c	608	CLA	O1A-CGA-O2A-C1
29	A	852	LMT	C4'-C5'-C6'-O6'
33	c	619	LMG	O6-C1-O1-C7
33	n	321	LMG	O6-C1-O1-C7
25	m	613	CLA	C4C-C3C-CAC-CBC
25	B	805	CLA	CBA-CGA-O2A-C1
25	c	602	CLA	CBA-CGA-O2A-C1
29	a	320	LMT	C3-C4-C5-C6
25	A	823	CLA	O1D-CGD-O2D-CED
25	A	853	CLA	O1D-CGD-O2D-CED
25	B	818	CLA	O1D-CGD-O2D-CED

Continued on next page...

Continued from previous page...

Mol	Chain	Res	Type	Atoms
25	B	840	CLA	O1D-CGD-O2D-CED
25	l	312	CLA	O1D-CGD-O2D-CED
25	B	805	CLA	O1A-CGA-O2A-C1
25	m	607	CLA	O1A-CGA-O2A-C1
34	l	311	KC2	CAA-CBA-CGA-O1A
34	k	612	KC2	CAA-CBA-CGA-O1A
34	d	310	KC2	CAA-CBA-CGA-O1A
25	B	814	CLA	C10-C11-C12-C13
25	B	810	CLA	O1D-CGD-O2D-CED
25	c	607	CLA	O1D-CGD-O2D-CED
25	i	304	CLA	O1D-CGD-O2D-CED
25	j	602	CLA	O1D-CGD-O2D-CED
25	A	816	CLA	C3-C5-C6-C7
25	l	307	CLA	C3-C5-C6-C7
25	a	305	CLA	O1D-CGD-O2D-CED
25	A	822	CLA	CBA-CGA-O2A-C1
25	A	837	CLA	CBA-CGA-O2A-C1
25	A	840	CLA	CBA-CGA-O2A-C1
25	B	809	CLA	CBA-CGA-O2A-C1
25	B	815	CLA	CBA-CGA-O2A-C1
25	B	827	CLA	CBA-CGA-O2A-C1
25	L	203	CLA	CBA-CGA-O2A-C1
25	c	606	CLA	CBA-CGA-O2A-C1
25	a	310	CLA	CBA-CGA-O2A-C1
25	k	603	CLA	CBA-CGA-O2A-C1
25	k	606	CLA	CBA-CGA-O2A-C1
25	j	606	CLA	CBA-CGA-O2A-C1
27	J	106	LHG	C24-C23-O8-C6
33	c	619	LMG	C29-C28-O8-C9
25	i	303	CLA	CBD-CGD-O2D-CED
28	s	207	WVN	C25-C28-C30-C33
28	R	201	WVN	C22-C26-C29-C31
32	c	613	II0	C26-C30-C32-C34
32	c	615	II0	C25-C29-C31-C33
32	c	617	II0	C26-C30-C32-C34
32	a	316	II0	C25-C29-C31-C33
32	a	318	II0	C35-C39-C41-C42
32	h	311	II0	C26-C30-C32-C34
32	l	302	II0	C25-C29-C31-C33
32	k	615	II0	C26-C30-C32-C34
32	k	619	II0	C25-C29-C31-C33
32	i	313	II0	C26-C30-C32-C34

Continued on next page...

Continued from previous page...

Mol	Chain	Res	Type	Atoms
32	n	316	II0	C25-C29-C31-C33
35	n	318	IHT	C23-C27-C30-C32
35	n	318	IHT	C33-C37-C40-C41
34	k	613	KC2	CAA-CBA-CGA-O1A
34	i	310	KC2	CAA-CBA-CGA-O1A
34	i	310	KC2	CAA-CBA-CGA-O2A
25	A	802	CLA	C5-C6-C7-C8
25	A	837	CLA	C5-C6-C7-C8
25	A	843	CLA	C15-C16-C17-C18
25	B	822	CLA	C13-C15-C16-C17
25	B	836	CLA	C10-C11-C12-C13
25	s	202	CLA	C8-C10-C11-C12
25	b	603	CLA	C8-C10-C11-C12
25	l	304	CLA	C10-C11-C12-C13
25	l	306	CLA	C15-C16-C17-C18
25	a	303	CLA	C3-C5-C6-C7
29	a	302	LMT	C2'-C1'-O1'-C1
25	A	837	CLA	O1A-CGA-O2A-C1
25	c	606	CLA	O1A-CGA-O2A-C1
25	B	821	CLA	C2-C3-C5-C6
25	m	603	CLA	C2-C3-C5-C6
25	A	802	CLA	C11-C10-C8-C9
25	A	806	CLA	C11-C10-C8-C9
25	A	806	CLA	C11-C12-C13-C14
25	A	809	CLA	C6-C7-C8-C9
25	A	812	CLA	C11-C12-C13-C14
25	A	817	CLA	C11-C10-C8-C9
25	A	824	CLA	C11-C12-C13-C14
25	A	826	CLA	C11-C12-C13-C14
25	A	827	CLA	C11-C12-C13-C14
25	A	829	CLA	C11-C12-C13-C14
25	A	835	CLA	C11-C12-C13-C14
25	A	837	CLA	C11-C10-C8-C9
25	A	839	CLA	C11-C10-C8-C9
25	A	841	CLA	C6-C7-C8-C9
25	A	841	CLA	C14-C13-C15-C16
25	A	843	CLA	C14-C13-C15-C16
25	A	854	CLA	C6-C7-C8-C9
25	A	854	CLA	C14-C13-C15-C16
25	B	807	CLA	C11-C12-C13-C14
25	B	808	CLA	C14-C13-C15-C16
25	B	812	CLA	C14-C13-C15-C16

Continued on next page...

Continued from previous page...

Mol	Chain	Res	Type	Atoms
25	B	822	CLA	C6-C7-C8-C9
25	B	822	CLA	C14-C13-C15-C16
25	B	823	CLA	C11-C12-C13-C14
25	B	823	CLA	C14-C13-C15-C16
25	B	832	CLA	C6-C7-C8-C9
25	B	836	CLA	C6-C7-C8-C9
25	B	837	CLA	C11-C12-C13-C14
25	B	839	CLA	C6-C7-C8-C9
25	B	839	CLA	C11-C12-C13-C14
25	B	841	CLA	C11-C10-C8-C9
25	F	201	CLA	C11-C12-C13-C14
25	L	203	CLA	C6-C7-C8-C9
25	L	203	CLA	C11-C12-C13-C14
25	s	206	CLA	C14-C13-C15-C16
25	c	604	CLA	C6-C7-C8-C9
25	a	306	CLA	C11-C12-C13-C14
25	a	308	CLA	C11-C10-C8-C9
25	a	312	CLA	C14-C13-C15-C16
25	b	605	CLA	C6-C7-C8-C9
25	b	605	CLA	C14-C13-C15-C16
25	b	607	CLA	C14-C13-C15-C16
25	b	611	CLA	C11-C12-C13-C14
25	h	301	CLA	C11-C10-C8-C9
25	m	603	CLA	C6-C7-C8-C9
25	m	604	CLA	C6-C7-C8-C9
25	m	608	CLA	C6-C7-C8-C9
25	m	608	CLA	C11-C12-C13-C14
25	k	608	CLA	C11-C10-C8-C9
25	k	608	CLA	C14-C13-C15-C16
25	i	305	CLA	C11-C12-C13-C14
25	n	308	CLA	C14-C13-C15-C16
25	n	310	CLA	C14-C13-C15-C16
25	n	311	CLA	C14-C13-C15-C16
25	Q	302	CLA	C6-C7-C8-C9
26	A	844	PQN	C16-C17-C18-C19
26	B	842	PQN	C16-C17-C18-C19
25	A	829	CLA	O1D-CGD-O2D-CED
25	B	821	CLA	O1D-CGD-O2D-CED
25	L	202	CLA	O1D-CGD-O2D-CED
25	j	605	CLA	O1D-CGD-O2D-CED
25	d	304	CLA	O1D-CGD-O2D-CED
25	B	833	CLA	C13-C15-C16-C17

Continued on next page...

Continued from previous page...

Mol	Chain	Res	Type	Atoms
25	c	604	CLA	C8-C10-C11-C12
25	b	605	CLA	C8-C10-C11-C12
25	m	604	CLA	C8-C10-C11-C12
25	B	816	CLA	C2A-CAA-CBA-CGA
25	h	303	CLA	C2A-CAA-CBA-CGA
25	m	612	CLA	C2A-CAA-CBA-CGA
25	d	306	CLA	C2A-CAA-CBA-CGA
28	A	847	WVN	C11-C19-C22-C24
28	A	848	WVN	C29-C31-C32-C35
28	B	844	WVN	C20-C23-C25-C27
28	B	846	WVN	C11-C19-C22-C24
28	B	849	WVN	C29-C31-C32-C35
28	F	204	WVN	C29-C31-C32-C35
28	J	101	WVN	C11-C19-C22-C24
28	L	205	WVN	C20-C23-C25-C27
28	l	315	WVN	C11-C19-C22-C24
28	i	316	WVN	C20-C23-C25-C27
28	R	201	WVN	C30-C33-C34-C38
32	J	104	II0	C31-C33-C35-C37
32	c	613	II0	C32-C34-C36-C38
32	c	617	II0	C32-C34-C36-C38
32	a	314	II0	C32-C34-C36-C38
32	a	318	II0	C32-C34-C36-C38
32	h	311	II0	C31-C33-C35-C37
32	h	312	II0	C31-C33-C35-C37
32	m	615	II0	C32-C34-C36-C38
32	l	302	II0	C31-C33-C35-C37
32	l	316	II0	C31-C33-C35-C37
32	i	313	II0	C32-C34-C36-C38
32	i	320	II0	C32-C34-C36-C38
32	j	613	II0	C32-C34-C36-C38
32	d	313	II0	C32-C34-C36-C38
32	d	316	II0	C31-C33-C35-C37
32	n	316	II0	C31-C33-C35-C37
35	a	317	IHT	C30-C32-C33-C36
35	b	615	IHT	C18-C22-C23-C25
35	b	615	IHT	C30-C32-C33-C36
35	m	616	IHT	C18-C22-C23-C25
35	k	618	IHT	C18-C22-C23-C25
35	j	616	IHT	C18-C22-C23-C25
35	R	203	IHT	C18-C22-C23-C25
35	n	318	IHT	C30-C32-C33-C36

Continued on next page...

Continued from previous page...

Mol	Chain	Res	Type	Atoms
28	A	848	WVN	C29-C31-C32-C36
28	A	851	WVN	C30-C33-C34-C37
28	B	844	WVN	C20-C23-C25-C28
28	B	846	WVN	C11-C19-C22-C26
28	B	849	WVN	C29-C31-C32-C36
28	F	204	WVN	C29-C31-C32-C36
28	L	201	WVN	C20-C23-C25-C28
28	L	205	WVN	C20-C23-C25-C28
28	h	309	WVN	C11-C19-C22-C26
28	l	315	WVN	C11-C19-C22-C26
28	i	316	WVN	C20-C23-C25-C28
32	J	104	II0	C31-C33-C35-C39
32	c	613	II0	C32-C34-C36-C40
32	a	318	II0	C32-C34-C36-C40
32	m	615	II0	C32-C34-C36-C40
32	i	313	II0	C32-C34-C36-C40
32	i	320	II0	C32-C34-C36-C40
32	d	313	II0	C32-C34-C36-C40
32	d	316	II0	C31-C33-C35-C39
32	n	316	II0	C31-C33-C35-C39
35	a	317	IHT	C30-C32-C33-C37
35	b	615	IHT	C18-C22-C23-C27
35	b	615	IHT	C30-C32-C33-C37
35	m	616	IHT	C18-C22-C23-C27
35	k	618	IHT	C18-C22-C23-C27
35	j	616	IHT	C18-C22-C23-C27
35	R	203	IHT	C18-C22-C23-C27
33	c	619	LMG	C37-C38-C39-C40
27	a	301	LHG	C7-C8-C9-C10
25	A	822	CLA	O1A-CGA-O2A-C1
25	A	840	CLA	O1A-CGA-O2A-C1
25	k	603	CLA	O1A-CGA-O2A-C1
27	J	106	LHG	O10-C23-O8-C6
33	c	619	LMG	O10-C28-O8-C9
25	A	828	CLA	C15-C16-C17-C18
25	A	832	CLA	C15-C16-C17-C18
25	A	842	CLA	C8-C10-C11-C12
25	B	822	CLA	C5-C6-C7-C8
25	b	604	CLA	C13-C15-C16-C17
25	b	606	CLA	C10-C11-C12-C13
25	l	307	CLA	C13-C15-C16-C17
25	b	601	CLA	O1D-CGD-O2D-CED

Continued on next page...

Continued from previous page...

Mol	Chain	Res	Type	Atoms
29	b	618	LMT	C4'-C5'-C6'-O6'
34	s	201	KC2	CAA-CBA-CGA-O1A
34	s	201	KC2	CAA-CBA-CGA-O2A
25	k	605	CLA	C2C-C3C-CAC-CBC
25	A	839	CLA	O1D-CGD-O2D-CED
25	A	826	CLA	C3-C5-C6-C7
25	A	837	CLA	C3-C5-C6-C7
25	i	305	CLA	C3-C5-C6-C7
25	A	805	CLA	CBA-CGA-O2A-C1
25	k	610	CLA	CBA-CGA-O2A-C1
25	n	309	CLA	CBA-CGA-O2A-C1
25	A	843	CLA	C8-C10-C11-C12
25	A	854	CLA	C8-C10-C11-C12
25	B	836	CLA	C5-C6-C7-C8
25	B	836	CLA	C13-C15-C16-C17
25	B	840	CLA	C13-C15-C16-C17
25	B	840	CLA	C15-C16-C17-C18
25	b	604	CLA	C10-C11-C12-C13
27	i	318	LHG	C7-C8-C9-C10
25	h	304	CLA	O1D-CGD-O2D-CED
25	R	202	CLA	O1D-CGD-O2D-CED
25	j	606	CLA	O1A-CGA-O2A-C1
25	A	835	CLA	C10-C11-C12-C13
25	A	842	CLA	C10-C11-C12-C13
25	A	855	CLA	C8-C10-C11-C12
25	B	803	CLA	C15-C16-C17-C18
25	B	818	CLA	C13-C15-C16-C17
25	B	836	CLA	C15-C16-C17-C18
25	B	837	CLA	C15-C16-C17-C18
25	h	306	CLA	C10-C11-C12-C13
25	m	606	CLA	C5-C6-C7-C8
25	l	306	CLA	C13-C15-C16-C17
25	Q	302	CLA	C5-C6-C7-C8
29	a	320	LMT	C4B-C5B-C6B-O6B
29	b	618	LMT	C7-C8-C9-C10
25	A	812	CLA	O1D-CGD-O2D-CED
27	c	620	LHG	O1-C1-C2-O2
27	l	317	LHG	C23-C24-C25-C26
25	A	821	CLA	CBD-CGD-O2D-CED
25	B	835	CLA	CBD-CGD-O2D-CED
25	l	303	CLA	O1D-CGD-O2D-CED
25	l	304	CLA	O1D-CGD-O2D-CED

Continued on next page...

Continued from previous page...

Mol	Chain	Res	Type	Atoms
25	A	808	CLA	C13-C15-C16-C17
25	A	818	CLA	C8-C10-C11-C12
25	A	829	CLA	C5-C6-C7-C8
25	A	835	CLA	C15-C16-C17-C18
25	B	841	CLA	C13-C15-C16-C17
25	c	608	CLA	C13-C15-C16-C17
25	k	604	CLA	C5-C6-C7-C8
25	B	803	CLA	CBA-CGA-O2A-C1
25	B	838	CLA	CBA-CGA-O2A-C1
25	k	614	CLA	CBA-CGA-O2A-C1
27	J	106	LHG	C12-C13-C14-C15
25	b	611	CLA	O1D-CGD-O2D-CED
25	j	607	CLA	O1D-CGD-O2D-CED
27	n	320	LHG	O9-C7-O7-C5
34	d	310	KC2	CAA-CBA-CGA-O2A
25	A	818	CLA	C13-C15-C16-C17
25	m	603	CLA	C15-C16-C17-C18
25	B	837	CLA	O1D-CGD-O2D-CED
33	s	208	LMG	C10-C11-C12-C13
25	k	605	CLA	C4C-C3C-CAC-CBC
25	A	826	CLA	C5-C6-C7-C8
25	b	611	CLA	C8-C10-C11-C12
25	Q	302	CLA	C15-C16-C17-C18
25	A	836	CLA	O1D-CGD-O2D-CED
25	F	202	CLA	O1D-CGD-O2D-CED
25	A	807	CLA	C12-C13-C15-C16
25	A	818	CLA	C11-C10-C8-C7
25	A	818	CLA	C12-C13-C15-C16
25	A	826	CLA	C6-C7-C8-C10
25	A	826	CLA	C12-C13-C15-C16
25	A	831	CLA	C11-C12-C13-C15
25	A	836	CLA	C11-C12-C13-C15
25	A	840	CLA	C11-C12-C13-C15
25	A	841	CLA	C11-C12-C13-C15
25	A	855	CLA	C11-C12-C13-C15
25	B	804	CLA	C11-C10-C8-C7
25	B	806	CLA	C6-C7-C8-C10
25	B	807	CLA	C12-C13-C15-C16
25	B	808	CLA	C6-C7-C8-C10
25	B	809	CLA	C11-C10-C8-C7
25	B	816	CLA	C11-C10-C8-C7
25	B	817	CLA	C6-C7-C8-C10

Continued on next page...

Continued from previous page...

Mol	Chain	Res	Type	Atoms
25	B	818	CLA	C11-C12-C13-C15
25	B	823	CLA	C6-C7-C8-C10
25	B	830	CLA	C6-C7-C8-C10
25	B	833	CLA	C6-C7-C8-C10
25	s	202	CLA	C11-C10-C8-C7
25	a	312	CLA	C6-C7-C8-C10
25	b	608	CLA	C11-C10-C8-C7
25	b	611	CLA	C6-C7-C8-C10
25	h	301	CLA	C11-C12-C13-C15
25	h	306	CLA	C6-C7-C8-C10
25	h	313	CLA	C11-C10-C8-C7
25	k	608	CLA	C11-C12-C13-C15
25	i	305	CLA	C12-C13-C15-C16
25	n	308	CLA	C6-C7-C8-C10
25	n	308	CLA	C11-C12-C13-C15
25	b	611	CLA	C3-C5-C6-C7
25	B	809	CLA	O1A-CGA-O2A-C1
25	k	614	CLA	O1A-CGA-O2A-C1
25	n	309	CLA	O1A-CGA-O2A-C1
28	A	848	WVN	C34-C37-C40-C39
28	F	204	WVN	C22-C26-C29-C31
28	h	309	WVN	C25-C28-C30-C33
28	h	309	WVN	C34-C37-C40-C39
32	b	614	II0	C26-C30-C32-C34
32	h	311	II0	C35-C39-C41-C42
32	h	311	II0	C36-C40-C42-C41
32	m	618	II0	C26-C30-C32-C34
32	l	302	II0	C26-C30-C32-C34
32	i	313	II0	C25-C29-C31-C33
32	i	317	II0	C25-C29-C31-C33
32	i	317	II0	C26-C30-C32-C34
32	i	320	II0	C25-C29-C31-C33
32	j	615	II0	C36-C40-C42-C41
32	n	301	II0	C26-C30-C32-C34
35	c	616	IHT	C23-C27-C30-C32
35	c	616	IHT	C33-C37-C40-C41
35	c	616	IHT	C35-C38-C41-C40
35	a	317	IHT	C23-C27-C30-C32
35	b	615	IHT	C23-C27-C30-C32
35	j	616	IHT	C23-C27-C30-C32
25	Q	303	CLA	CBD-CGD-O2D-CED
25	A	807	CLA	C2A-CAA-CBA-CGA

Continued on next page...

Continued from previous page...

Mol	Chain	Res	Type	Atoms
25	A	808	CLA	C2A-CAA-CBA-CGA
25	A	830	CLA	C2A-CAA-CBA-CGA
25	A	854	CLA	C2A-CAA-CBA-CGA
25	B	813	CLA	C2A-CAA-CBA-CGA
25	k	614	CLA	C2A-CAA-CBA-CGA
25	i	308	CLA	C2A-CAA-CBA-CGA
25	R	202	CLA	C2A-CAA-CBA-CGA
25	A	807	CLA	C8-C10-C11-C12
25	A	836	CLA	C15-C16-C17-C18
25	A	854	CLA	C15-C16-C17-C18
25	B	822	CLA	C8-C10-C11-C12
25	c	604	CLA	C15-C16-C17-C18
25	a	306	CLA	C8-C10-C11-C12
25	m	604	CLA	C15-C16-C17-C18
25	l	304	CLA	C13-C15-C16-C17
25	d	303	CLA	C10-C11-C12-C13
25	n	310	CLA	C10-C11-C12-C13
26	A	844	PQN	C18-C20-C21-C22
25	B	815	CLA	O1A-CGA-O2A-C1
25	B	827	CLA	O1A-CGA-O2A-C1
25	a	310	CLA	O1A-CGA-O2A-C1
36	i	301	LMU	O5'-C1'-O1'-C1
25	A	809	CLA	C5-C6-C7-C8
25	A	836	CLA	C13-C15-C16-C17
25	a	313	CLA	O1D-CGD-O2D-CED
27	m	617	LHG	O2-C2-C3-O3
25	B	840	CLA	C3-C5-C6-C7
25	B	838	CLA	C8-C10-C11-C12
25	A	831	CLA	C15-C16-C17-C18
25	A	837	CLA	C13-C15-C16-C17
25	B	835	CLA	C10-C11-C12-C13
25	a	312	CLA	C5-C6-C7-C8
25	b	604	CLA	C5-C6-C7-C8
25	b	608	CLA	C13-C15-C16-C17
25	b	611	CLA	C5-C6-C7-C8
25	m	603	CLA	C13-C15-C16-C17
25	i	305	CLA	C5-C6-C7-C8
25	j	609	CLA	C8-C10-C11-C12
25	k	609	CLA	CBA-CGA-O2A-C1
27	d	317	LHG	C24-C25-C26-C27
25	c	604	CLA	O1D-CGD-O2D-CED
25	c	602	CLA	O1A-CGA-O2A-C1

Continued on next page...

Continued from previous page...

Mol	Chain	Res	Type	Atoms
31	B	843	DGD	C1B-C2B-C3B-C4B
25	A	843	CLA	C13-C15-C16-C17
25	B	806	CLA	C5-C6-C7-C8
25	B	825	CLA	C15-C16-C17-C18
25	B	836	CLA	C8-C10-C11-C12
25	F	201	CLA	C5-C6-C7-C8
25	c	612	CLA	C8-C10-C11-C12
25	m	606	CLA	C13-C15-C16-C17
25	k	604	CLA	C13-C15-C16-C17
25	k	608	CLA	C10-C11-C12-C13
25	B	819	CLA	O1D-CGD-O2D-CED
33	b	620	LMG	C4-C5-C6-O5
25	B	826	CLA	CBD-CGD-O2D-CED
25	A	805	CLA	O1A-CGA-O2A-C1
25	k	606	CLA	O1A-CGA-O2A-C1
25	k	610	CLA	O1A-CGA-O2A-C1
27	n	320	LHG	C8-C7-O7-C5
25	A	820	CLA	C13-C15-C16-C17
25	B	813	CLA	C8-C10-C11-C12
25	B	825	CLA	C13-C15-C16-C17
25	h	306	CLA	C8-C10-C11-C12
25	d	303	CLA	C5-C6-C7-C8
27	J	106	LHG	C3-O3-P-O6
27	c	618	LHG	C4-O6-P-O3
27	c	620	LHG	C4-O6-P-O3
27	a	301	LHG	C3-O3-P-O6
27	l	317	LHG	C3-O3-P-O6
27	i	318	LHG	C3-O3-P-O6
27	j	617	LHG	C4-O6-P-O3
27	d	317	LHG	C3-O3-P-O6
27	n	320	LHG	C3-O3-P-O6
25	B	822	CLA	CBA-CGA-O2A-C1
25	i	308	CLA	CBA-CGA-O2A-C1
25	B	838	CLA	CBD-CGD-O2D-CED
25	a	311	CLA	CBD-CGD-O2D-CED
25	A	829	CLA	C13-C15-C16-C17
25	A	837	CLA	C8-C10-C11-C12
25	B	805	CLA	C15-C16-C17-C18
25	B	833	CLA	C5-C6-C7-C8
25	a	310	CLA	O2A-C1-C2-C3
25	j	603	CLA	O1D-CGD-O2D-CED
25	c	601	CLA	O1D-CGD-O2D-CED

Continued on next page...

Continued from previous page...

Mol	Chain	Res	Type	Atoms
25	a	303	CLA	O1D-CGD-O2D-CED
27	m	617	LHG	C1-C2-C3-O3
25	A	841	CLA	C5-C6-C7-C8
25	A	855	CLA	C5-C6-C7-C8
25	c	604	CLA	C5-C6-C7-C8
25	A	839	CLA	C2A-CAA-CBA-CGA
25	A	853	CLA	C2A-CAA-CBA-CGA
25	B	837	CLA	C2A-CAA-CBA-CGA
25	l	304	CLA	C2A-CAA-CBA-CGA
25	A	812	CLA	C16-C17-C18-C20
25	n	311	CLA	C16-C17-C18-C20
25	A	805	CLA	C3-C5-C6-C7
25	a	312	CLA	C3-C5-C6-C7
34	m	611	KC2	CAA-CBA-CGA-O2A
25	A	801	CLA	CBA-CGA-O2A-C1
25	A	814	CLA	CBA-CGA-O2A-C1
25	l	304	CLA	CBA-CGA-O2A-C1
25	n	314	CLA	CBA-CGA-O2A-C1
25	A	832	CLA	C2C-C3C-CAC-CBC
28	B	849	WVN	C32-C36-C39-C40
28	F	203	WVN	C32-C36-C39-C40
32	l	313	II0	C26-C30-C32-C34
32	i	314	II0	C26-C30-C32-C34
32	j	613	II0	C36-C40-C42-C41
32	n	319	II0	C25-C29-C31-C33
35	m	616	IHT	C23-C27-C30-C32
27	b	619	LHG	C23-C24-C25-C26
27	A	845	LHG	C11-C12-C13-C14
33	c	619	LMG	C11-C10-O7-C8
25	A	824	CLA	C13-C15-C16-C17
25	a	311	CLA	C15-C16-C17-C18
25	A	839	CLA	C3-C5-C6-C7
27	m	617	LHG	C29-C30-C31-C32
33	b	620	LMG	C21-C22-C23-C24
25	k	609	CLA	O1A-CGA-O2A-C1
25	A	807	CLA	O1D-CGD-O2D-CED
25	B	815	CLA	O1D-CGD-O2D-CED
25	F	201	CLA	O1D-CGD-O2D-CED
25	c	602	CLA	O1D-CGD-O2D-CED
25	k	605	CLA	O1D-CGD-O2D-CED
34	c	610	KC2	C2A-CAA-CBA-CGA
34	m	611	KC2	C2A-CAA-CBA-CGA

Continued on next page...

Continued from previous page...

Mol	Chain	Res	Type	Atoms
34	l	311	KC2	C2A-CAA-CBA-CGA
34	i	319	KC2	C2A-CAA-CBA-CGA
34	n	312	KC2	C2A-CAA-CBA-CGA
25	B	812	CLA	C16-C17-C18-C19
25	B	824	CLA	C16-C17-C18-C19
25	B	830	CLA	C16-C17-C18-C19
25	B	837	CLA	C16-C17-C18-C19
25	b	611	CLA	C16-C17-C18-C19
25	n	310	CLA	C16-C17-C18-C19
25	i	311	CLA	CBA-CGA-O2A-C1
27	A	845	LHG	C10-C11-C12-C13
27	b	619	LHG	C11-C10-C9-C8
33	J	105	LMG	C13-C14-C15-C16
25	A	843	CLA	O1D-CGD-O2D-CED
33	c	619	LMG	O9-C10-O7-C8
25	k	608	CLA	CBD-CGD-O2D-CED
29	A	852	LMT	C4-C5-C6-C7
25	n	302	CLA	O1D-CGD-O2D-CED
27	a	301	LHG	C9-C10-C11-C12
34	k	613	KC2	O1D-CGD-O2D-CED
25	B	839	CLA	C10-C11-C12-C13
25	B	819	CLA	CBA-CGA-O2A-C1
27	l	317	LHG	C11-C10-C9-C8
25	B	832	CLA	O1D-CGD-O2D-CED
25	h	308	CLA	O1D-CGD-O2D-CED
36	i	301	LMU	C2'-C1'-O1'-C1
25	m	603	CLA	CBA-CGA-O2A-C1
27	A	845	LHG	C31-C32-C33-C34
25	B	806	CLA	C10-C11-C12-C13
25	c	604	CLA	C13-C15-C16-C17
25	B	803	CLA	O1A-CGA-O2A-C1
25	B	838	CLA	O1A-CGA-O2A-C1
25	L	203	CLA	O1A-CGA-O2A-C1
25	k	603	CLA	O1D-CGD-O2D-CED
25	n	305	CLA	O1D-CGD-O2D-CED
25	n	306	CLA	O1D-CGD-O2D-CED
29	a	320	LMT	O5B-C5B-C6B-O6B
25	A	854	CLA	C4-C3-C5-C6
25	B	803	CLA	C4-C3-C5-C6
27	B	801	LHG	C9-C10-C11-C12
33	b	620	LMG	C12-C13-C14-C15
25	c	606	CLA	C2-C3-C5-C6

Continued on next page...

Continued from previous page...

Mol	Chain	Res	Type	Atoms
25	A	810	CLA	C11-C12-C13-C14
25	A	837	CLA	C6-C7-C8-C9
25	A	841	CLA	C11-C12-C13-C14
25	B	803	CLA	C11-C10-C8-C9
25	B	806	CLA	C11-C10-C8-C9
25	B	812	CLA	C6-C7-C8-C9
25	B	833	CLA	C11-C12-C13-C14
25	B	837	CLA	C6-C7-C8-C9
25	c	604	CLA	C14-C13-C15-C16
25	b	608	CLA	C11-C10-C8-C9
25	l	310	CLA	C11-C10-C8-C9
25	j	604	CLA	C11-C10-C8-C9
25	j	609	CLA	O1D-CGD-O2D-CED
33	b	620	LMG	C28-C29-C30-C31
27	B	801	LHG	C18-C19-C20-C21
27	L	207	LHG	C14-C15-C16-C17
27	c	620	LHG	C28-C29-C30-C31
33	b	620	LMG	C33-C34-C35-C36
34	k	611	KC2	CAA-CBA-CGA-O2A
25	B	812	CLA	C2A-CAA-CBA-CGA
25	B	815	CLA	C2A-CAA-CBA-CGA
25	B	824	CLA	C2A-CAA-CBA-CGA
25	c	608	CLA	C2A-CAA-CBA-CGA
25	k	601	CLA	C2A-CAA-CBA-CGA
25	m	610	CLA	O1D-CGD-O2D-CED
28	A	847	WVN	C20-C23-C25-C27
28	F	203	WVN	C30-C33-C34-C38
28	I	101	WVN	C29-C31-C32-C35
28	L	201	WVN	C20-C23-C25-C27
28	h	309	WVN	C11-C19-C22-C24
32	h	310	II0	C32-C34-C36-C38
32	d	315	II0	C31-C33-C35-C37
32	n	301	II0	C32-C34-C36-C38
35	c	616	IHT	C30-C32-C33-C36
27	L	207	LHG	O1-C1-C2-C3
27	b	619	LHG	O1-C1-C2-C3
27	m	617	LHG	O1-C1-C2-C3
27	l	317	LHG	O1-C1-C2-C3
28	B	848	WVN	C30-C33-C34-C37
28	I	101	WVN	C29-C31-C32-C36
28	J	101	WVN	C20-C23-C25-C28
32	h	310	II0	C32-C34-C36-C40

Continued on next page...

Continued from previous page...

Mol	Chain	Res	Type	Atoms
32	h	312	II0	C31-C33-C35-C39
32	i	317	II0	C32-C34-C36-C40
32	d	315	II0	C31-C33-C35-C39
32	n	301	II0	C32-C34-C36-C40
35	c	616	IHT	C30-C32-C33-C37
35	a	317	IHT	C31-C34-C35-C38
25	B	814	CLA	C3-C5-C6-C7
25	b	610	CLA	C3-C5-C6-C7
27	m	617	LHG	O9-C7-O7-C5
27	m	617	LHG	C8-C7-O7-C5
27	A	845	LHG	C23-C24-C25-C26
27	c	620	LHG	C7-C8-C9-C10
27	A	845	LHG	C30-C31-C32-C33
29	a	320	LMT	C6-C7-C8-C9
33	b	620	LMG	C22-C23-C24-C25
36	i	301	LMU	C4-C5-C6-C7
25	A	801	CLA	C16-C17-C18-C19
25	A	808	CLA	C16-C17-C18-C19
25	A	823	CLA	C6-C7-C8-C10
25	A	835	CLA	C16-C17-C18-C19
25	A	836	CLA	C16-C17-C18-C19
25	A	836	CLA	C16-C17-C18-C20
25	A	842	CLA	C16-C17-C18-C20
25	B	813	CLA	C11-C12-C13-C15
25	B	818	CLA	C16-C17-C18-C19
25	n	311	CLA	C16-C17-C18-C19
26	A	844	PQN	C26-C27-C28-C29
25	b	608	CLA	C15-C16-C17-C18
25	l	307	CLA	C5-C6-C7-C8
25	n	308	CLA	C15-C16-C17-C18
27	A	845	LHG	C28-C29-C30-C31
25	a	306	CLA	O1D-CGD-O2D-CED
25	b	602	CLA	O1D-CGD-O2D-CED
29	b	618	LMT	C4-C5-C6-C7
25	n	314	CLA	O1A-CGA-O2A-C1
27	J	106	LHG	C33-C34-C35-C36
33	s	208	LMG	C11-C12-C13-C14
25	B	840	CLA	CBA-CGA-O2A-C1
25	B	830	CLA	O1D-CGD-O2D-CED
25	c	611	CLA	O1D-CGD-O2D-CED
25	A	810	CLA	C3A-C2A-CAA-CBA
25	A	816	CLA	C3A-C2A-CAA-CBA

Continued on next page...

Continued from previous page...

Mol	Chain	Res	Type	Atoms
25	A	829	CLA	C3A-C2A-CAA-CBA
25	A	831	CLA	C3A-C2A-CAA-CBA
25	A	834	CLA	C3A-C2A-CAA-CBA
25	A	838	CLA	C3A-C2A-CAA-CBA
25	B	813	CLA	C3A-C2A-CAA-CBA
25	B	823	CLA	C3A-C2A-CAA-CBA
25	B	824	CLA	C3A-C2A-CAA-CBA
25	a	307	CLA	C3A-C2A-CAA-CBA
25	a	312	CLA	C3A-C2A-CAA-CBA
25	h	307	CLA	C3A-C2A-CAA-CBA
25	m	613	CLA	C3A-C2A-CAA-CBA
25	j	606	CLA	C3A-C2A-CAA-CBA
25	j	607	CLA	C3A-C2A-CAA-CBA
25	n	302	CLA	C3A-C2A-CAA-CBA
25	n	304	CLA	C3A-C2A-CAA-CBA
25	n	307	CLA	C3A-C2A-CAA-CBA
25	Q	303	CLA	C3A-C2A-CAA-CBA
25	A	843	CLA	C10-C11-C12-C13
25	h	306	CLA	C5-C6-C7-C8
32	d	315	II0	C36-C40-C42-C41
29	b	618	LMT	C3-C4-C5-C6
33	c	619	LMG	C35-C36-C37-C38
25	A	803	CLA	O1D-CGD-O2D-CED
25	B	822	CLA	O1A-CGA-O2A-C1
25	A	803	CLA	C6-C7-C8-C9
25	A	842	CLA	C16-C17-C18-C19
25	B	809	CLA	C16-C17-C18-C20
25	B	818	CLA	C16-C17-C18-C20
25	B	833	CLA	C16-C17-C18-C19
25	B	833	CLA	C16-C17-C18-C20
25	B	840	CLA	C16-C17-C18-C19
25	s	203	CLA	C16-C17-C18-C19
25	s	203	CLA	C16-C17-C18-C20
25	b	611	CLA	C16-C17-C18-C20
25	n	310	CLA	C16-C17-C18-C20
25	B	829	CLA	O1D-CGD-O2D-CED
25	l	305	CLA	O1D-CGD-O2D-CED
25	b	603	CLA	CBD-CGD-O2D-CED
25	d	312	CLA	CBD-CGD-O2D-CED
25	h	301	CLA	O2A-C1-C2-C3
25	B	807	CLA	C3-C5-C6-C7
25	B	818	CLA	C3-C5-C6-C7

Continued on next page...

Continued from previous page...

Mol	Chain	Res	Type	Atoms
25	i	311	CLA	O1A-CGA-O2A-C1
25	A	855	CLA	C10-C11-C12-C13
25	A	820	CLA	C4-C3-C5-C6
25	B	824	CLA	C4-C3-C5-C6
25	B	826	CLA	C4-C3-C5-C6
25	B	830	CLA	C4-C3-C5-C6
25	b	605	CLA	C4-C3-C5-C6
25	A	820	CLA	C2-C3-C5-C6
25	A	854	CLA	C2-C3-C5-C6
25	B	803	CLA	C2-C3-C5-C6
25	B	826	CLA	C2-C3-C5-C6
25	B	830	CLA	C2-C3-C5-C6
27	A	845	LHG	O1-C1-C2-O2
27	A	846	LHG	O1-C1-C2-O2
25	B	817	CLA	C8-C10-C11-C12
25	A	801	CLA	O1A-CGA-O2A-C1
25	A	814	CLA	O1A-CGA-O2A-C1
25	B	840	CLA	O1A-CGA-O2A-C1
25	m	603	CLA	O1A-CGA-O2A-C1
25	i	308	CLA	O1A-CGA-O2A-C1
27	J	106	LHG	C7-C8-C9-C10
27	a	319	LHG	C23-C24-C25-C26
27	J	106	LHG	O2-C2-C3-O3
25	A	820	CLA	C5-C6-C7-C8
25	b	605	CLA	C15-C16-C17-C18
25	B	840	CLA	C2C-C3C-CAC-CBC
25	L	203	CLA	C3-C5-C6-C7
27	J	106	LHG	C1-C2-C3-O3
25	A	855	CLA	C2-C1-O2A-CGA
25	B	830	CLA	C2-C1-O2A-CGA
25	h	301	CLA	C2-C1-O2A-CGA
25	k	614	CLA	C2-C1-O2A-CGA
25	d	304	CLA	C2-C1-O2A-CGA
25	c	603	CLA	C2C-C3C-CAC-CBC
33	n	321	LMG	C17-C18-C19-C20
25	A	853	CLA	C8-C10-C11-C12
25	b	602	CLA	C5-C6-C7-C8
25	l	304	CLA	O1A-CGA-O2A-C1
27	J	106	LHG	C27-C28-C29-C30
27	b	619	LHG	C32-C33-C34-C35
25	A	803	CLA	C6-C7-C8-C10
28	A	847	WVN	C06-C13-C20-C23

Continued on next page...

Continued from previous page...

Mol	Chain	Res	Type	Atoms
28	A	847	WVN	C15-C13-C20-C23
28	A	848	WVN	C06-C13-C20-C23
28	A	848	WVN	C15-C13-C20-C23
28	A	850	WVN	C15-C13-C20-C23
28	A	851	WVN	C15-C13-C20-C23
28	B	844	WVN	C15-C13-C20-C23
28	B	847	WVN	C06-C13-C20-C23
28	B	848	WVN	C06-C13-C20-C23
28	B	849	WVN	C15-C13-C20-C23
28	F	204	WVN	C06-C13-C20-C23
28	J	101	WVN	C06-C13-C20-C23
28	J	101	WVN	C15-C13-C20-C23
28	J	102	WVN	C15-C13-C20-C23
28	L	201	WVN	C15-C13-C20-C23
28	L	205	WVN	C15-C13-C20-C23
28	M	101	WVN	C06-C13-C20-C23
28	M	101	WVN	C15-C13-C20-C23
28	K	103	WVN	C06-C13-C20-C23
28	s	205	WVN	C15-C13-C20-C23
28	s	207	WVN	C06-C13-C20-C23
35	c	616	IHT	C10-C07-C18-C22
35	a	317	IHT	C10-C07-C18-C22
35	j	616	IHT	C10-C07-C18-C22
35	n	318	IHT	C02-C07-C18-C22
25	a	313	CLA	CBA-CGA-O2A-C1
25	b	611	CLA	CBA-CGA-O2A-C1
25	A	802	CLA	C8-C10-C11-C12
25	A	806	CLA	C8-C10-C11-C12
25	A	820	CLA	C15-C16-C17-C18
25	A	841	CLA	C13-C15-C16-C17
25	B	816	CLA	C5-C6-C7-C8
25	b	605	CLA	C10-C11-C12-C13
26	B	842	PQN	C18-C20-C21-C22
36	i	301	LMU	C1-C2-C3-C4
25	B	804	CLA	C8-C10-C11-C12
25	k	608	CLA	C8-C10-C11-C12
27	B	801	LHG	C24-C25-C26-C27
25	A	814	CLA	O1D-CGD-O2D-CED
25	A	810	CLA	C11-C10-C8-C7
25	A	810	CLA	C11-C12-C13-C15
25	A	812	CLA	C11-C12-C13-C15
25	A	817	CLA	C11-C10-C8-C7

Continued on next page...

Continued from previous page...

Mol	Chain	Res	Type	Atoms
25	A	817	CLA	C11-C12-C13-C15
25	A	824	CLA	C11-C12-C13-C15
25	A	827	CLA	C6-C7-C8-C10
25	A	829	CLA	C11-C12-C13-C15
25	A	836	CLA	C6-C7-C8-C10
25	A	837	CLA	C6-C7-C8-C10
25	A	841	CLA	C12-C13-C15-C16
25	A	842	CLA	C2-C3-C5-C6
25	A	854	CLA	C6-C7-C8-C10
25	B	803	CLA	C11-C10-C8-C7
25	B	812	CLA	C11-C10-C8-C7
25	B	812	CLA	C11-C12-C13-C15
25	B	822	CLA	C11-C10-C8-C7
25	B	825	CLA	C12-C13-C15-C16
25	B	832	CLA	C6-C7-C8-C10
25	B	835	CLA	C6-C7-C8-C10
25	B	837	CLA	C6-C7-C8-C10
25	B	837	CLA	C11-C12-C13-C15
25	s	203	CLA	C12-C13-C15-C16
25	s	206	CLA	C12-C13-C15-C16
25	c	604	CLA	C6-C7-C8-C10
25	c	604	CLA	C12-C13-C15-C16
25	h	301	CLA	C11-C10-C8-C7
25	m	603	CLA	C11-C12-C13-C15
25	m	608	CLA	C11-C10-C8-C7
25	m	608	CLA	C12-C13-C15-C16
25	l	304	CLA	C12-C13-C15-C16
25	l	310	CLA	C11-C10-C8-C7
25	n	308	CLA	C12-C13-C15-C16
25	Q	302	CLA	C11-C12-C13-C15
26	A	844	PQN	C16-C17-C18-C20
25	s	202	CLA	C3-C5-C6-C7
25	a	313	CLA	O1A-CGA-O2A-C1
25	B	823	CLA	C16-C17-C18-C19
27	c	620	LHG	C31-C32-C33-C34
25	B	823	CLA	C5-C6-C7-C8
28	A	851	WVN	C34-C37-C40-C39
28	B	849	WVN	C22-C26-C29-C31
28	I	101	WVN	C32-C36-C39-C40
28	K	103	WVN	C32-C36-C39-C40
28	l	301	WVN	C22-C26-C29-C31
32	d	313	II0	C26-C30-C32-C34

Continued on next page...

Continued from previous page...

Mol	Chain	Res	Type	Atoms
25	A	843	CLA	C16-C17-C18-C19
25	A	837	CLA	O1D-CGD-O2D-CED
25	n	303	CLA	O1D-CGD-O2D-CED
27	l	317	LHG	C7-C8-C9-C10
25	A	817	CLA	CBA-CGA-O2A-C1
25	B	839	CLA	CBA-CGA-O2A-C1
25	s	209	CLA	CBA-CGA-O2A-C1
25	h	301	CLA	CBA-CGA-O2A-C1
25	i	302	CLA	CBA-CGA-O2A-C1
27	l	317	LHG	C10-C11-C12-C13
29	a	320	LMT	O1'-C1-C2-C3
33	J	105	LMG	C20-C21-C22-C23
25	B	804	CLA	C2A-CAA-CBA-CGA
25	h	302	CLA	C2A-CAA-CBA-CGA
25	j	609	CLA	C2A-CAA-CBA-CGA
25	a	312	CLA	C10-C11-C12-C13
27	A	845	LHG	C24-C25-C26-C27
25	A	806	CLA	C5-C6-C7-C8
25	A	840	CLA	C8-C10-C11-C12
25	b	611	CLA	C10-C11-C12-C13
25	A	832	CLA	C4C-C3C-CAC-CBC
27	A	845	LHG	C25-C26-C27-C28
27	i	318	LHG	C27-C28-C29-C30
34	l	311	KC2	C2C-C3C-CAC-CBC
34	d	311	KC2	C2C-C3C-CAC-CBC
29	A	852	LMT	O1'-C1-C2-C3
25	h	313	CLA	CBD-CGD-O2D-CED
25	B	807	CLA	C16-C17-C18-C20
25	a	312	CLA	C16-C17-C18-C20
26	B	842	PQN	C26-C27-C28-C30
25	A	825	CLA	C13-C15-C16-C17
27	J	106	LHG	C15-C16-C17-C18
27	J	107	LHG	C8-C7-O7-C5
27	L	207	LHG	C8-C7-O7-C5
27	c	620	LHG	C8-C7-O7-C5
25	k	601	CLA	C4C-C3C-CAC-CBC
27	c	620	LHG	C26-C27-C28-C29
34	s	204	KC2	C4C-C3C-CAC-CBC
34	k	612	KC2	C4C-C3C-CAC-CBC
25	B	808	CLA	C5-C6-C7-C8
25	B	835	CLA	C13-C15-C16-C17
27	n	320	LHG	O10-C23-O8-C6

Continued on next page...

Continued from previous page...

Mol	Chain	Res	Type	Atoms
33	c	619	LMG	C38-C39-C40-C41
27	J	107	LHG	O9-C7-O7-C5
27	c	620	LHG	C23-C24-C25-C26
27	b	619	LHG	C13-C14-C15-C16
25	B	805	CLA	C10-C11-C12-C13
25	k	608	CLA	C15-C16-C17-C18
27	c	620	LHG	O7-C5-C6-O8
33	s	208	LMG	O7-C8-C9-O8
33	s	208	LMG	O6-C5-C6-O5
25	d	306	CLA	CBA-CGA-O2A-C1
25	A	804	CLA	CBD-CGD-O2D-CED
25	A	835	CLA	C16-C17-C18-C20
25	B	809	CLA	C16-C17-C18-C19
25	B	813	CLA	C11-C12-C13-C14
25	B	830	CLA	C16-C17-C18-C20
25	B	837	CLA	C16-C17-C18-C20
26	B	842	PQN	C26-C27-C28-C29
27	m	617	LHG	C26-C27-C28-C29
29	a	320	LMT	O5'-C5'-C6'-O6'
25	F	201	CLA	C15-C16-C17-C18
25	b	606	CLA	C5-C6-C7-C8
25	B	817	CLA	C4-C3-C5-C6
25	d	303	CLA	C4-C3-C5-C6
25	B	824	CLA	C2-C3-C5-C6
25	b	605	CLA	C2-C3-C5-C6
32	h	311	II0	C09-C21-C23-C25
32	i	314	II0	C10-C22-C24-C26
32	i	315	II0	C09-C21-C23-C25
32	j	614	II0	C10-C22-C24-C26
32	n	301	II0	C10-C22-C24-C26
35	k	618	IHT	C11-C21-C24-C26
25	A	807	CLA	C14-C13-C15-C16
25	A	816	CLA	C11-C12-C13-C14
25	A	817	CLA	C11-C12-C13-C14
25	A	818	CLA	C11-C10-C8-C9
25	A	818	CLA	C14-C13-C15-C16
25	A	825	CLA	C14-C13-C15-C16
25	A	836	CLA	C11-C12-C13-C14
25	A	840	CLA	C11-C12-C13-C14
25	A	854	CLA	C11-C10-C8-C9
25	B	809	CLA	C11-C10-C8-C9
25	B	812	CLA	C11-C12-C13-C14

Continued on next page...

Continued from previous page...

Mol	Chain	Res	Type	Atoms
25	B	816	CLA	C11-C10-C8-C9
25	B	818	CLA	C11-C12-C13-C14
25	B	825	CLA	C14-C13-C15-C16
25	B	835	CLA	C6-C7-C8-C9
25	B	836	CLA	C11-C12-C13-C14
25	B	839	CLA	C14-C13-C15-C16
25	s	202	CLA	C11-C10-C8-C9
25	a	312	CLA	C6-C7-C8-C9
25	b	603	CLA	C11-C12-C13-C14
25	b	604	CLA	C11-C12-C13-C14
25	b	607	CLA	C6-C7-C8-C9
25	h	313	CLA	C11-C10-C8-C9
25	m	603	CLA	C11-C10-C8-C9
25	m	603	CLA	C11-C12-C13-C14
25	m	608	CLA	C11-C10-C8-C9
25	m	608	CLA	C14-C13-C15-C16
25	l	304	CLA	C14-C13-C15-C16
25	l	306	CLA	C11-C10-C8-C9
25	i	305	CLA	C14-C13-C15-C16
25	Q	302	CLA	C11-C12-C13-C14
26	B	842	PQN	C24-C23-C25-C26
25	a	310	CLA	O1D-CGD-O2D-CED
27	B	801	LHG	C14-C15-C16-C17
25	A	821	CLA	O1D-CGD-O2D-CED
25	i	303	CLA	O1D-CGD-O2D-CED
25	A	815	CLA	C2A-CAA-CBA-CGA
25	A	832	CLA	C2A-CAA-CBA-CGA
25	B	805	CLA	C2A-CAA-CBA-CGA
25	B	826	CLA	C2A-CAA-CBA-CGA
25	c	612	CLA	C2A-CAA-CBA-CGA
25	a	303	CLA	C2A-CAA-CBA-CGA
25	n	309	CLA	C2A-CAA-CBA-CGA
25	B	816	CLA	CBA-CGA-O2A-C1
28	A	850	WVN	C20-C23-C25-C27
28	F	204	WVN	C11-C19-C22-C24
28	J	101	WVN	C20-C23-C25-C27
28	s	207	WVN	C20-C23-C25-C27
28	i	316	WVN	C11-C19-C22-C24
25	A	801	CLA	C8-C10-C11-C12
25	B	835	CLA	C8-C10-C11-C12
28	A	847	WVN	C20-C23-C25-C28
28	B	846	WVN	C20-C23-C25-C28

Continued on next page...

Continued from previous page...

Mol	Chain	Res	Type	Atoms
28	F	204	WVN	C11-C19-C22-C26
25	b	611	CLA	O1A-CGA-O2A-C1
25	A	804	CLA	C1A-C2A-CAA-CBA
25	A	806	CLA	C1A-C2A-CAA-CBA
25	A	807	CLA	C1A-C2A-CAA-CBA
25	A	808	CLA	C1A-C2A-CAA-CBA
25	A	814	CLA	C1A-C2A-CAA-CBA
25	A	817	CLA	C1A-C2A-CAA-CBA
25	A	818	CLA	C1A-C2A-CAA-CBA
25	A	834	CLA	C1A-C2A-CAA-CBA
25	A	836	CLA	C1A-C2A-CAA-CBA
25	A	837	CLA	C1A-C2A-CAA-CBA
25	A	841	CLA	C1A-C2A-CAA-CBA
25	B	817	CLA	C1A-C2A-CAA-CBA
25	B	820	CLA	C1A-C2A-CAA-CBA
25	B	825	CLA	C1A-C2A-CAA-CBA
25	B	827	CLA	C1A-C2A-CAA-CBA
25	B	834	CLA	C1A-C2A-CAA-CBA
25	L	203	CLA	C1A-C2A-CAA-CBA
25	s	202	CLA	C1A-C2A-CAA-CBA
25	s	203	CLA	C1A-C2A-CAA-CBA
25	c	602	CLA	C1A-C2A-CAA-CBA
25	c	608	CLA	C1A-C2A-CAA-CBA
25	c	611	CLA	C1A-C2A-CAA-CBA
25	a	303	CLA	C1A-C2A-CAA-CBA
25	a	307	CLA	C1A-C2A-CAA-CBA
25	a	308	CLA	C1A-C2A-CAA-CBA
25	a	310	CLA	C1A-C2A-CAA-CBA
25	b	602	CLA	C1A-C2A-CAA-CBA
25	b	606	CLA	C1A-C2A-CAA-CBA
25	b	610	CLA	C1A-C2A-CAA-CBA
25	b	612	CLA	C1A-C2A-CAA-CBA
25	h	302	CLA	C1A-C2A-CAA-CBA
25	h	304	CLA	C1A-C2A-CAA-CBA
25	h	307	CLA	C1A-C2A-CAA-CBA
25	h	308	CLA	C1A-C2A-CAA-CBA
25	m	608	CLA	C1A-C2A-CAA-CBA
25	m	609	CLA	C1A-C2A-CAA-CBA
25	m	613	CLA	C1A-C2A-CAA-CBA
25	l	304	CLA	C1A-C2A-CAA-CBA
25	l	312	CLA	C1A-C2A-CAA-CBA
25	k	602	CLA	C1A-C2A-CAA-CBA

Continued on next page...

Continued from previous page...

Mol	Chain	Res	Type	Atoms
25	k	609	CLA	C1A-C2A-CAA-CBA
25	k	610	CLA	C1A-C2A-CAA-CBA
25	i	303	CLA	C1A-C2A-CAA-CBA
25	i	311	CLA	C1A-C2A-CAA-CBA
25	j	602	CLA	C1A-C2A-CAA-CBA
25	j	606	CLA	C1A-C2A-CAA-CBA
25	j	607	CLA	C1A-C2A-CAA-CBA
25	j	609	CLA	C1A-C2A-CAA-CBA
25	j	611	CLA	C1A-C2A-CAA-CBA
25	d	307	CLA	C1A-C2A-CAA-CBA
25	n	302	CLA	C1A-C2A-CAA-CBA
25	n	306	CLA	C1A-C2A-CAA-CBA
25	n	309	CLA	C1A-C2A-CAA-CBA
25	Q	303	CLA	C1A-C2A-CAA-CBA
25	A	843	CLA	C16-C17-C18-C20
25	B	840	CLA	C16-C17-C18-C20
27	L	207	LHG	O9-C7-O7-C5
27	c	620	LHG	O9-C7-O7-C5
33	b	620	LMG	C14-C15-C16-C17
28	I	101	WVN	C34-C37-C40-C39
32	b	613	II0	C26-C30-C32-C34
32	l	314	II0	C25-C29-C31-C33
32	k	616	II0	C26-C30-C32-C34
32	d	315	II0	C26-C30-C32-C34
25	B	830	CLA	C10-C11-C12-C13
25	B	833	CLA	C15-C16-C17-C18
25	B	838	CLA	C5-C6-C7-C8
25	i	307	CLA	C5-C6-C7-C8
25	d	303	CLA	C8-C10-C11-C12
27	B	801	LHG	C3-O3-P-O6
27	J	107	LHG	C3-O3-P-O6
27	i	318	LHG	C4-O6-P-O3
27	d	317	LHG	C4-O6-P-O3
33	s	208	LMG	C15-C16-C17-C18
25	A	801	CLA	C3-C5-C6-C7
25	A	806	CLA	C15-C16-C17-C18
25	A	810	CLA	C10-C11-C12-C13
25	A	832	CLA	C13-C15-C16-C17
25	B	824	CLA	C5-C6-C7-C8
25	l	312	CLA	C8-C10-C11-C12
27	n	320	LHG	C24-C23-O8-C6
27	c	618	LHG	C5-C6-O8-C23

Continued on next page...

Continued from previous page...

Mol	Chain	Res	Type	Atoms
25	A	812	CLA	C16-C17-C18-C19
25	B	807	CLA	C16-C17-C18-C19
25	B	833	CLA	O1D-CGD-O2D-CED
25	a	311	CLA	O1D-CGD-O2D-CED
25	A	855	CLA	C13-C15-C16-C17
25	B	805	CLA	C8-C10-C11-C12
27	B	801	LHG	C10-C11-C12-C13
25	s	203	CLA	CBA-CGA-O2A-C1
25	B	839	CLA	O1A-CGA-O2A-C1
25	A	842	CLA	C4-C3-C5-C6
25	J	103	CLA	C3A-C2A-CAA-CBA
25	B	814	CLA	C8-C10-C11-C12
27	a	301	LHG	C14-C15-C16-C17
33	s	208	LMG	C19-C20-C21-C22
25	A	817	CLA	O1A-CGA-O2A-C1
25	h	301	CLA	O1A-CGA-O2A-C1
25	i	302	CLA	O1A-CGA-O2A-C1
33	n	321	LMG	C18-C19-C20-C21
25	A	814	CLA	C2A-CAA-CBA-CGA
25	B	827	CLA	C2A-CAA-CBA-CGA
25	A	829	CLA	C16-C17-C18-C19
25	B	825	CLA	C16-C17-C18-C20
25	m	606	CLA	C16-C17-C18-C20
25	s	203	CLA	C3-C5-C6-C7
25	c	612	CLA	C3-C5-C6-C7
27	L	207	LHG	C4-C5-C6-O8
27	a	319	LHG	C4-C5-C6-O8
33	s	208	LMG	C7-C8-C9-O8
33	n	321	LMG	C7-C8-C9-O8
33	Q	301	LMG	C7-C8-C9-O8
26	B	842	PQN	C20-C21-C22-C23
25	d	306	CLA	O1A-CGA-O2A-C1
33	J	105	LMG	C18-C19-C20-C21
25	B	816	CLA	CAA-CBA-CGA-O2A
29	b	618	LMT	C2-C3-C4-C5
29	A	852	LMT	C1-C2-C3-C4
25	B	812	CLA	C16-C17-C18-C20
27	l	317	LHG	O1-C1-C2-O2
34	s	204	KC2	CAA-CBA-CGA-O1A
34	k	611	KC2	CAA-CBA-CGA-O1A
25	B	835	CLA	C15-C16-C17-C18
25	B	816	CLA	C10-C11-C12-C13

Continued on next page...

Continued from previous page...

Mol	Chain	Res	Type	Atoms
25	B	821	CLA	C5-C6-C7-C8
25	A	828	CLA	C4-C3-C5-C6
34	s	201	KC2	C2A-CAA-CBA-CGA
34	d	310	KC2	C2A-CAA-CBA-CGA
27	A	845	LHG	C7-C8-C9-C10
25	A	806	CLA	C16-C17-C18-C19
25	l	304	CLA	C16-C17-C18-C19
26	A	844	PQN	C26-C27-C28-C30
25	A	809	CLA	CBA-CGA-O2A-C1
25	B	826	CLA	CBA-CGA-O2A-C1
27	J	107	LHG	C24-C23-O8-C6
27	B	801	LHG	C19-C20-C21-C22
27	a	319	LHG	C19-C20-C21-C22
25	B	820	CLA	C5-C6-C7-C8
25	B	826	CLA	C5-C6-C7-C8
27	J	106	LHG	C14-C15-C16-C17
25	A	825	CLA	C2-C1-O2A-CGA
33	c	619	LMG	C4-C5-C6-O5
27	a	319	LHG	C31-C32-C33-C34
27	l	317	LHG	C9-C10-C11-C12
25	b	609	CLA	CBA-CGA-O2A-C1
25	m	612	CLA	CBA-CGA-O2A-C1
25	d	304	CLA	CBA-CGA-O2A-C1
27	c	620	LHG	C24-C23-O8-C6
25	A	829	CLA	C16-C17-C18-C20
25	A	839	CLA	C16-C17-C18-C20
25	l	307	CLA	C2C-C3C-CAC-CBC
25	Q	303	CLA	O1D-CGD-O2D-CED
25	c	612	CLA	C10-C11-C12-C13
25	b	607	CLA	C13-C15-C16-C17
25	B	816	CLA	O1A-CGA-O2A-C1
25	n	305	CLA	C3-C5-C6-C7
25	B	809	CLA	C15-C16-C17-C18
25	B	818	CLA	C15-C16-C17-C18
25	h	301	CLA	C8-C10-C11-C12
27	m	617	LHG	O7-C5-C6-O8
25	A	808	CLA	C16-C17-C18-C20
27	a	301	LHG	C27-C28-C29-C30
25	A	812	CLA	C6-C7-C8-C10
25	A	816	CLA	C11-C12-C13-C15
25	A	818	CLA	C11-C12-C13-C15
25	A	826	CLA	C11-C12-C13-C15

Continued on next page...

Continued from previous page...

Mol	Chain	Res	Type	Atoms
25	A	827	CLA	C11-C12-C13-C15
25	A	828	CLA	C2-C3-C5-C6
25	A	831	CLA	C12-C13-C15-C16
25	A	835	CLA	C11-C12-C13-C15
25	A	837	CLA	C12-C13-C15-C16
25	A	839	CLA	C11-C10-C8-C7
25	A	840	CLA	C11-C10-C8-C7
25	A	842	CLA	C6-C7-C8-C10
25	A	854	CLA	C11-C10-C8-C7
25	A	855	CLA	C11-C10-C8-C7
25	A	855	CLA	C12-C13-C15-C16
25	B	806	CLA	C11-C12-C13-C15
25	B	808	CLA	C11-C10-C8-C7
25	B	832	CLA	C11-C10-C8-C7
25	B	836	CLA	C6-C7-C8-C10
25	B	836	CLA	C11-C12-C13-C15
25	B	841	CLA	C6-C7-C8-C10
25	L	203	CLA	C6-C7-C8-C10
25	s	202	CLA	C6-C7-C8-C10
25	s	203	CLA	C6-C7-C8-C10
25	c	608	CLA	C11-C12-C13-C15
25	c	612	CLA	C11-C12-C13-C15
25	a	306	CLA	C6-C7-C8-C10
25	a	306	CLA	C11-C12-C13-C15
25	a	309	CLA	C12-C13-C15-C16
25	b	603	CLA	C11-C12-C13-C15
25	b	604	CLA	C11-C12-C13-C15
25	b	605	CLA	C6-C7-C8-C10
25	b	605	CLA	C12-C13-C15-C16
25	b	607	CLA	C6-C7-C8-C10
25	b	607	CLA	C12-C13-C15-C16
25	m	603	CLA	C11-C10-C8-C7
25	m	603	CLA	C12-C13-C15-C16
25	l	306	CLA	C11-C10-C8-C7
25	l	306	CLA	C12-C13-C15-C16
25	l	312	CLA	C6-C7-C8-C10
25	k	604	CLA	C11-C12-C13-C15
25	k	608	CLA	C12-C13-C15-C16
25	k	609	CLA	C6-C7-C8-C10
25	k	609	CLA	C12-C13-C15-C16
25	i	305	CLA	C11-C10-C8-C7
25	i	305	CLA	C11-C12-C13-C15

Continued on next page...

Continued from previous page...

Mol	Chain	Res	Type	Atoms
25	i	307	CLA	C6-C7-C8-C10
25	d	303	CLA	C6-C7-C8-C10
25	n	308	CLA	C11-C10-C8-C7
25	n	310	CLA	C12-C13-C15-C16
25	n	311	CLA	C12-C13-C15-C16
25	Q	302	CLA	C6-C7-C8-C10
26	A	844	PQN	C21-C22-C23-C25
26	B	842	PQN	C22-C23-C25-C26
25	B	838	CLA	CAA-CBA-CGA-O2A
25	A	816	CLA	C14-C13-C15-C16
25	A	817	CLA	C14-C13-C15-C16
25	A	818	CLA	C11-C12-C13-C14
25	A	824	CLA	C11-C10-C8-C9
25	A	826	CLA	C14-C13-C15-C16
25	A	831	CLA	C14-C13-C15-C16
25	A	837	CLA	C14-C13-C15-C16
25	A	839	CLA	C11-C12-C13-C14
25	A	855	CLA	C11-C10-C8-C9
25	A	855	CLA	C11-C12-C13-C14
25	A	855	CLA	C14-C13-C15-C16
25	B	803	CLA	C6-C7-C8-C9
25	B	806	CLA	C6-C7-C8-C9
25	B	808	CLA	C11-C12-C13-C14
25	B	809	CLA	C11-C12-C13-C14
25	B	817	CLA	C6-C7-C8-C9
25	B	818	CLA	C14-C13-C15-C16
25	B	822	CLA	C11-C10-C8-C9
25	B	832	CLA	C11-C10-C8-C9
25	B	835	CLA	C11-C10-C8-C9
25	B	841	CLA	C6-C7-C8-C9
25	s	203	CLA	C6-C7-C8-C9
25	c	612	CLA	C11-C12-C13-C14
25	a	306	CLA	C6-C7-C8-C9
25	a	308	CLA	C11-C12-C13-C14
25	a	309	CLA	C14-C13-C15-C16
25	a	312	CLA	C11-C10-C8-C9
25	b	606	CLA	C6-C7-C8-C9
25	b	610	CLA	C6-C7-C8-C9
25	b	610	CLA	C11-C12-C13-C14
25	b	611	CLA	C6-C7-C8-C9
25	h	301	CLA	C11-C12-C13-C14
25	h	306	CLA	C6-C7-C8-C9

Continued on next page...

Continued from previous page...

Mol	Chain	Res	Type	Atoms
25	h	313	CLA	C6-C7-C8-C9
25	m	603	CLA	C14-C13-C15-C16
25	k	609	CLA	C6-C7-C8-C9
25	i	305	CLA	C11-C10-C8-C9
25	j	612	CLA	C14-C13-C15-C16
25	n	308	CLA	C6-C7-C8-C9
25	n	308	CLA	C11-C12-C13-C14
25	n	311	CLA	C11-C12-C13-C14
26	A	844	PQN	C21-C22-C23-C24
26	B	842	PQN	C21-C22-C23-C24
25	a	308	CLA	CBA-CGA-O2A-C1
25	i	303	CLA	CBA-CGA-O2A-C1
25	b	602	CLA	C2A-CAA-CBA-CGA
25	n	303	CLA	C2A-CAA-CBA-CGA
27	L	207	LHG	C35-C36-C37-C38
27	c	620	LHG	C10-C11-C12-C13
27	n	320	LHG	C12-C13-C14-C15
28	A	851	WVN	C20-C23-C25-C27
28	B	846	WVN	C20-C23-C25-C27
28	L	206	WVN	C20-C23-C25-C27
28	R	201	WVN	C11-C19-C22-C24
32	l	302	II0	C32-C34-C36-C38
32	n	319	II0	C32-C34-C36-C38
25	A	823	CLA	C6-C7-C8-C9
25	B	839	CLA	C16-C17-C18-C20
25	b	608	CLA	C16-C17-C18-C19
28	A	850	WVN	C20-C23-C25-C28
28	A	851	WVN	C20-C23-C25-C28
28	B	847	WVN	C30-C33-C34-C37
28	K	103	WVN	C20-C23-C25-C28
28	s	207	WVN	C20-C23-C25-C28
28	i	316	WVN	C11-C19-C22-C26
28	R	201	WVN	C11-C19-C22-C26
32	l	316	II0	C31-C33-C35-C39
35	n	318	IHT	C30-C32-C33-C37
25	B	812	CLA	C8-C10-C11-C12
25	B	825	CLA	C5-C6-C7-C8
27	l	317	LHG	C8-C7-O7-C5
25	B	819	CLA	O1A-CGA-O2A-C1
25	A	842	CLA	CBA-CGA-O2A-C1
25	A	854	CLA	CBA-CGA-O2A-C1
25	K	101	CLA	CBA-CGA-O2A-C1

Continued on next page...

Continued from previous page...

Mol	Chain	Res	Type	Atoms
29	A	852	LMT	C3-C4-C5-C6
25	h	306	CLA	CBD-CGD-O2D-CED
25	c	608	CLA	C10-C11-C12-C13
25	m	604	CLA	C10-C11-C12-C13
27	n	320	LHG	O6-C4-C5-C6
25	A	817	CLA	C3-C5-C6-C7
25	A	804	CLA	CBA-CGA-O2A-C1
25	B	835	CLA	O1D-CGD-O2D-CED
33	c	619	LMG	C39-C40-C41-C42
25	A	840	CLA	C4-C3-C5-C6
25	b	611	CLA	C4-C3-C5-C6
25	B	803	CLA	C5-C6-C7-C8
34	j	610	KC2	CAA-CBA-CGA-O2A
25	l	310	CLA	C14-C13-C15-C16
25	i	307	CLA	C14-C13-C15-C16
27	b	619	LHG	C24-C25-C26-C27
25	B	839	CLA	C16-C17-C18-C19
25	B	816	CLA	C11-C12-C13-C14
33	J	105	LMG	C41-C42-C43-C44
25	b	603	CLA	C5-C6-C7-C8
27	L	207	LHG	C7-C8-C9-C10
27	c	620	LHG	C9-C10-C11-C12
25	B	838	CLA	O1D-CGD-O2D-CED
25	s	209	CLA	O1A-CGA-O2A-C1
25	B	806	CLA	C3A-C2A-CAA-CBA
25	K	101	CLA	C3A-C2A-CAA-CBA
32	m	614	II0	C26-C30-C32-C34
32	k	615	II0	C36-C40-C42-C41
35	m	616	IHT	C33-C37-C40-C41
35	k	618	IHT	C35-C38-C41-C40
29	A	852	LMT	C2-C1-O1'-C1'
29	a	320	LMT	C2-C1-O1'-C1'
29	a	320	LMT	C4-C5-C6-C7
25	L	202	CLA	CBA-CGA-O2A-C1
25	b	602	CLA	CBA-CGA-O2A-C1
25	F	202	CLA	C3-C5-C6-C7
25	h	301	CLA	C10-C11-C12-C13
27	c	618	LHG	C4-C5-C6-O8
27	m	617	LHG	C4-C5-C6-O8
33	c	619	LMG	C31-C32-C33-C34
25	s	203	CLA	C5-C6-C7-C8
25	m	612	CLA	O1A-CGA-O2A-C1

Continued on next page...

Continued from previous page...

Mol	Chain	Res	Type	Atoms
25	b	608	CLA	C16-C17-C18-C20
25	b	603	CLA	O1D-CGD-O2D-CED
27	L	207	LHG	C32-C33-C34-C35
33	c	619	LMG	C29-C30-C31-C32
27	m	617	LHG	C3-O3-P-O6
25	d	304	CLA	O1A-CGA-O2A-C1
27	d	317	LHG	C27-C28-C29-C30
25	l	307	CLA	C2A-CAA-CBA-CGA
33	b	620	LMG	C13-C14-C15-C16
25	l	308	CLA	CBD-CGD-O2D-CED
25	b	603	CLA	CBA-CGA-O2A-C1
25	m	606	CLA	CBA-CGA-O2A-C1
25	A	809	CLA	O1A-CGA-O2A-C1
25	B	826	CLA	O1A-CGA-O2A-C1
25	s	203	CLA	O1A-CGA-O2A-C1
25	a	308	CLA	O1A-CGA-O2A-C1
25	b	609	CLA	O1A-CGA-O2A-C1
27	c	620	LHG	O10-C23-O8-C6
25	A	817	CLA	C16-C17-C18-C19
25	B	815	CLA	C6-C7-C8-C9
25	B	825	CLA	C16-C17-C18-C19
25	c	604	CLA	C16-C17-C18-C19
25	b	604	CLA	C16-C17-C18-C19
25	m	606	CLA	C16-C17-C18-C19
25	B	837	CLA	C5-C6-C7-C8
27	A	845	LHG	C13-C14-C15-C16
27	n	320	LHG	C27-C28-C29-C30
25	A	835	CLA	C13-C15-C16-C17
25	A	840	CLA	C5-C6-C7-C8
27	J	107	LHG	O10-C23-O8-C6
27	J	106	LHG	C16-C17-C18-C19
27	L	207	LHG	O7-C5-C6-O8
27	k	620	LHG	O7-C5-C6-O8
25	B	807	CLA	CBD-CGD-O2D-CED
25	B	841	CLA	CBA-CGA-O2A-C1
25	B	806	CLA	C15-C16-C17-C18
25	m	604	CLA	C2C-C3C-CAC-CBC
28	B	848	WVN	C25-C28-C30-C33
25	A	801	CLA	C16-C17-C18-C20
25	a	306	CLA	C16-C17-C18-C20
25	a	308	CLA	C16-C17-C18-C20
25	h	306	CLA	C16-C17-C18-C20

Continued on next page...

Continued from previous page...

Mol	Chain	Res	Type	Atoms
25	l	304	CLA	C16-C17-C18-C20
25	l	306	CLA	C16-C17-C18-C19
25	c	609	CLA	C4C-C3C-CAC-CBC
27	B	801	LHG	C15-C16-C17-C18
27	a	319	LHG	C1-C2-C3-O3
25	B	820	CLA	C2-C1-O2A-CGA
25	i	303	CLA	C2-C1-O2A-CGA
25	j	603	CLA	C2-C1-O2A-CGA
25	b	611	CLA	C2-C3-C5-C6
25	A	808	CLA	C11-C12-C13-C14
25	A	835	CLA	C11-C10-C8-C9
25	A	840	CLA	C6-C7-C8-C9
25	A	855	CLA	C6-C7-C8-C9
25	B	804	CLA	C14-C13-C15-C16
25	B	808	CLA	C11-C10-C8-C9
25	s	202	CLA	C6-C7-C8-C9
25	c	612	CLA	C14-C13-C15-C16
25	b	604	CLA	C6-C7-C8-C9
25	b	611	CLA	C14-C13-C15-C16
25	l	306	CLA	C14-C13-C15-C16
25	k	609	CLA	C14-C13-C15-C16
25	i	307	CLA	C6-C7-C8-C9
25	j	612	CLA	C6-C7-C8-C9
25	n	311	CLA	C6-C7-C8-C9
25	A	853	CLA	C15-C16-C17-C18
25	l	310	CLA	C5-C6-C7-C8
25	A	834	CLA	C4-C3-C5-C6
25	c	601	CLA	C4-C3-C5-C6
25	m	612	CLA	C4-C3-C5-C6
25	j	611	CLA	C4-C3-C5-C6
25	d	312	CLA	C4-C3-C5-C6
27	J	107	LHG	C5-C4-O6-P
27	n	320	LHG	C5-C4-O6-P
25	i	303	CLA	O1A-CGA-O2A-C1
25	k	602	CLA	C2A-CAA-CBA-CGA
25	n	311	CLA	C2A-CAA-CBA-CGA
25	A	806	CLA	C16-C17-C18-C20
25	A	839	CLA	C16-C17-C18-C19
25	a	312	CLA	C16-C17-C18-C19
25	m	610	CLA	C6-C7-C8-C9
28	F	203	WVN	C15-C13-C20-C23
28	i	316	WVN	C06-C13-C20-C23

Continued on next page...

Continued from previous page...

Mol	Chain	Res	Type	Atoms
28	R	201	WVN	C06-C13-C20-C23
35	m	616	IHT	C10-C07-C18-C22
25	A	823	CLA	C5-C6-C7-C8
25	l	312	CLA	C5-C6-C7-C8
27	B	801	LHG	C16-C17-C18-C19
25	h	313	CLA	O1D-CGD-O2D-CED
28	A	849	WVN	C29-C31-C32-C35
28	B	846	WVN	C30-C33-C34-C38
32	b	614	II0	C32-C34-C36-C38
35	b	616	IHT	C30-C32-C33-C36
34	i	319	KC2	CAA-CBA-CGA-O2A
28	A	847	WVN	C11-C19-C22-C26
28	A	849	WVN	C29-C31-C32-C36
28	R	201	WVN	C30-C33-C34-C37
32	a	314	II0	C32-C34-C36-C40
32	m	615	II0	C31-C33-C35-C39
32	l	302	II0	C31-C33-C35-C39
25	A	841	CLA	C10-C11-C12-C13
25	B	804	CLA	C10-C11-C12-C13
25	j	604	CLA	C5-C6-C7-C8
25	a	313	CLA	O2A-C1-C2-C3
27	A	845	LHG	C34-C35-C36-C37
33	J	105	LMG	C42-C43-C44-C45
25	A	820	CLA	C16-C17-C18-C20
25	B	824	CLA	C16-C17-C18-C20
25	A	810	CLA	C3-C5-C6-C7
25	K	101	CLA	O1A-CGA-O2A-C1
25	B	826	CLA	O1D-CGD-O2D-CED
25	d	312	CLA	O1D-CGD-O2D-CED
25	A	806	CLA	C11-C10-C8-C7
25	A	809	CLA	C6-C7-C8-C10
25	A	816	CLA	C6-C7-C8-C10
25	A	816	CLA	C12-C13-C15-C16
25	A	820	CLA	C12-C13-C15-C16
25	A	824	CLA	C11-C10-C8-C7
25	A	827	CLA	C12-C13-C15-C16
25	A	829	CLA	C11-C10-C8-C7
25	A	835	CLA	C11-C10-C8-C7
25	A	840	CLA	C6-C7-C8-C10
25	A	841	CLA	C6-C7-C8-C10
25	A	841	CLA	C11-C10-C8-C7
25	A	855	CLA	C6-C7-C8-C10

Continued on next page...

Continued from previous page...

Mol	Chain	Res	Type	Atoms
25	B	803	CLA	C6-C7-C8-C10
25	B	803	CLA	C11-C12-C13-C15
25	B	806	CLA	C12-C13-C15-C16
25	B	809	CLA	C11-C12-C13-C15
25	B	812	CLA	C12-C13-C15-C16
25	B	814	CLA	C11-C10-C8-C7
25	B	818	CLA	C12-C13-C15-C16
25	B	822	CLA	C6-C7-C8-C10
25	B	823	CLA	C11-C12-C13-C15
25	B	835	CLA	C11-C10-C8-C7
25	B	836	CLA	C12-C13-C15-C16
25	B	841	CLA	C11-C10-C8-C7
25	F	201	CLA	C12-C13-C15-C16
25	c	612	CLA	C11-C10-C8-C7
25	a	308	CLA	C11-C12-C13-C15
25	a	312	CLA	C11-C10-C8-C7
25	b	610	CLA	C6-C7-C8-C10
25	b	610	CLA	C11-C12-C13-C15
25	m	602	CLA	C6-C7-C8-C10
25	m	606	CLA	C11-C12-C13-C15
25	m	608	CLA	C6-C7-C8-C10
25	l	306	CLA	C6-C7-C8-C10
25	l	310	CLA	C11-C12-C13-C15
25	i	307	CLA	C11-C12-C13-C15
25	j	612	CLA	C6-C7-C8-C10
25	n	311	CLA	C6-C7-C8-C10
25	n	311	CLA	C11-C12-C13-C15
26	B	842	PQN	C21-C22-C23-C25
36	i	301	LMU	O5B-C5B-C6B-O6B
25	n	310	CLA	C13-C15-C16-C17
28	A	849	WVN	C32-C36-C39-C40
28	A	849	WVN	C34-C37-C40-C39
28	A	851	WVN	C32-C36-C39-C40
28	B	847	WVN	C25-C28-C30-C33
28	B	849	WVN	C34-C37-C40-C39
32	c	614	II0	C25-C29-C31-C33
32	c	615	II0	C36-C40-C42-C41
32	a	314	II0	C26-C30-C32-C34
32	b	614	II0	C25-C29-C31-C33
32	h	312	II0	C26-C30-C32-C34
32	m	615	II0	C25-C29-C31-C33
32	l	314	II0	C26-C30-C32-C34

Continued on next page...

Continued from previous page...

Mol	Chain	Res	Type	Atoms
32	k	616	II0	C35-C39-C41-C42
32	i	315	II0	C25-C29-C31-C33
32	j	613	II0	C25-C29-C31-C33
32	j	614	II0	C35-C39-C41-C42
32	j	614	II0	C36-C40-C42-C41
32	d	316	II0	C36-C40-C42-C41
32	n	315	II0	C36-C40-C42-C41
35	a	317	IHT	C26-C29-C31-C34
25	B	815	CLA	C6-C7-C8-C10
25	a	311	CLA	C16-C17-C18-C20
25	h	306	CLA	C16-C17-C18-C19
27	m	617	LHG	C27-C28-C29-C30
27	l	317	LHG	O9-C7-O7-C5
33	b	620	LMG	C36-C37-C38-C39
25	s	202	CLA	C10-C11-C12-C13
25	a	306	CLA	C10-C11-C12-C13
25	b	610	CLA	C5-C6-C7-C8
25	k	609	CLA	C15-C16-C17-C18
25	B	829	CLA	C2A-CAA-CBA-CGA
25	m	604	CLA	C2A-CAA-CBA-CGA
25	k	601	CLA	C2C-C3C-CAC-CBC
27	L	207	LHG	C23-C24-C25-C26
25	B	811	CLA	C6-C7-C8-C9
25	A	812	CLA	CBA-CGA-O2A-C1
25	l	310	CLA	C12-C13-C15-C16
25	A	841	CLA	C8-C10-C11-C12
25	h	313	CLA	C5-C6-C7-C8
25	A	805	CLA	CAD-CBD-CGD-O2D
25	A	824	CLA	CAD-CBD-CGD-O2D
25	A	830	CLA	CAD-CBD-CGD-O2D
25	B	824	CLA	CAD-CBD-CGD-O2D
25	B	834	CLA	CAD-CBD-CGD-O2D
25	F	201	CLA	CAD-CBD-CGD-O2D
25	K	101	CLA	CAD-CBD-CGD-O2D
25	a	312	CLA	CAD-CBD-CGD-O2D
25	a	313	CLA	CAD-CBD-CGD-O2D
25	b	606	CLA	CAD-CBD-CGD-O2D
25	b	610	CLA	CAD-CBD-CGD-O2D
25	h	303	CLA	CAD-CBD-CGD-O2D
25	h	307	CLA	CAD-CBD-CGD-O2D
25	m	604	CLA	CAD-CBD-CGD-O2D
25	m	613	CLA	CAD-CBD-CGD-O2D

Continued on next page...

Continued from previous page...

Mol	Chain	Res	Type	Atoms
25	k	603	CLA	CAD-CBD-CGD-O2D
25	k	607	CLA	CAD-CBD-CGD-O2D
25	i	307	CLA	CAD-CBD-CGD-O2D
25	i	312	CLA	CAD-CBD-CGD-O2D
25	j	601	CLA	CAD-CBD-CGD-O2D
25	j	606	CLA	CAD-CBD-CGD-O2D
25	j	607	CLA	CAD-CBD-CGD-O2D
25	R	202	CLA	CAD-CBD-CGD-O2D
34	m	611	KC2	C2C-C3C-CAC-CBC
34	l	311	KC2	C2B-C3B-CAB-CBB
34	k	612	KC2	C2B-C3B-CAB-CBB
34	k	613	KC2	C2B-C3B-CAB-CBB
34	n	312	KC2	C2C-C3C-CAC-CBC
25	A	829	CLA	C8-C10-C11-C12
25	m	603	CLA	C5-C6-C7-C8
25	l	306	CLA	C5-C6-C7-C8
25	l	306	CLA	C8-C10-C11-C12
25	j	604	CLA	C8-C10-C11-C12
25	m	609	CLA	CBA-CGA-O2A-C1
25	n	304	CLA	CBA-CGA-O2A-C1
25	k	608	CLA	O1D-CGD-O2D-CED
25	i	307	CLA	C4-C3-C5-C6
25	c	604	CLA	C16-C17-C18-C20
25	A	826	CLA	C8-C10-C11-C12
27	d	317	LHG	C28-C29-C30-C31
27	L	207	LHG	C2-C3-O3-P
27	k	620	LHG	C4-C5-C6-O8
27	b	619	LHG	C28-C29-C30-C31
27	L	207	LHG	O6-C4-C5-O7
27	n	320	LHG	O6-C4-C5-O7
25	B	811	CLA	C5-C6-C7-C8
25	m	604	CLA	C13-C15-C16-C17
25	k	604	CLA	C10-C11-C12-C13
25	j	609	CLA	C5-C6-C7-C8
34	j	610	KC2	C4C-C3C-CAC-CBC
25	c	605	CLA	C2A-CAA-CBA-CGA
25	j	602	CLA	C2A-CAA-CBA-CGA
27	a	319	LHG	C14-C15-C16-C17
25	m	603	CLA	C16-C17-C18-C20
25	a	303	CLA	C2C-C3C-CAC-CBC
25	m	608	CLA	C4C-C3C-CAC-CBC
27	c	620	LHG	O2-C2-C3-O3

Continued on next page...

Continued from previous page...

Mol	Chain	Res	Type	Atoms
25	A	812	CLA	CHA-CBD-CGD-O1D
25	A	813	CLA	CHA-CBD-CGD-O1D
25	A	815	CLA	CHA-CBD-CGD-O1D
25	A	815	CLA	CHA-CBD-CGD-O2D
25	A	835	CLA	CHA-CBD-CGD-O1D
25	A	840	CLA	CHA-CBD-CGD-O1D
25	A	840	CLA	CHA-CBD-CGD-O2D
25	A	855	CLA	CHA-CBD-CGD-O1D
25	A	855	CLA	CHA-CBD-CGD-O2D
25	B	812	CLA	CHA-CBD-CGD-O1D
25	B	832	CLA	CHA-CBD-CGD-O1D
25	B	841	CLA	CHA-CBD-CGD-O1D
25	s	202	CLA	CHA-CBD-CGD-O1D
25	c	602	CLA	CHA-CBD-CGD-O1D
25	c	602	CLA	CHA-CBD-CGD-O2D
25	c	611	CLA	CHA-CBD-CGD-O1D
25	a	305	CLA	CHA-CBD-CGD-O1D
25	a	308	CLA	CHA-CBD-CGD-O1D
25	a	308	CLA	CHA-CBD-CGD-O2D
25	b	602	CLA	CHA-CBD-CGD-O1D
25	b	602	CLA	CHA-CBD-CGD-O2D
25	h	304	CLA	CHA-CBD-CGD-O1D
25	h	304	CLA	CHA-CBD-CGD-O2D
25	h	308	CLA	CHA-CBD-CGD-O1D
25	m	602	CLA	CHA-CBD-CGD-O1D
25	m	605	CLA	CHA-CBD-CGD-O1D
25	m	605	CLA	CHA-CBD-CGD-O2D
25	l	309	CLA	CHA-CBD-CGD-O1D
25	k	604	CLA	CHA-CBD-CGD-O2D
25	i	306	CLA	CHA-CBD-CGD-O1D
25	i	306	CLA	CHA-CBD-CGD-O2D
25	j	603	CLA	CHA-CBD-CGD-O1D
25	j	603	CLA	CHA-CBD-CGD-O2D
25	j	605	CLA	CHA-CBD-CGD-O1D
25	j	605	CLA	CHA-CBD-CGD-O2D
25	d	303	CLA	CHA-CBD-CGD-O1D
25	d	303	CLA	CHA-CBD-CGD-O2D
25	d	304	CLA	CHA-CBD-CGD-O1D
25	n	303	CLA	CHA-CBD-CGD-O2D
34	n	313	KC2	CHA-CBD-CGD-O1D
25	B	836	CLA	C4C-C3C-CAC-CBC
25	A	812	CLA	O1A-CGA-O2A-C1

Continued on next page...

Continued from previous page...

Mol	Chain	Res	Type	Atoms
25	A	842	CLA	O1A-CGA-O2A-C1
25	L	202	CLA	O1A-CGA-O2A-C1
25	b	603	CLA	O1A-CGA-O2A-C1
27	c	618	LHG	O7-C5-C6-O8
33	J	105	LMG	O1-C7-C8-O7
25	A	827	CLA	C5-C6-C7-C8
25	B	841	CLA	O1A-CGA-O2A-C1
25	m	606	CLA	O1A-CGA-O2A-C1
25	m	609	CLA	O1A-CGA-O2A-C1
25	B	823	CLA	C15-C16-C17-C18
25	B	836	CLA	C16-C17-C18-C19
25	b	607	CLA	C16-C17-C18-C20
33	s	208	LMG	C32-C33-C34-C35
25	A	827	CLA	C4-C3-C5-C6
27	b	619	LHG	C9-C10-C11-C12
25	A	804	CLA	O1A-CGA-O2A-C1
25	A	854	CLA	O1A-CGA-O2A-C1
25	A	827	CLA	C2-C3-C5-C6
32	c	613	II0	C10-C22-C24-C26
32	c	615	II0	C09-C21-C23-C25
32	c	617	II0	C09-C21-C23-C25
32	b	613	II0	C10-C22-C24-C26
32	b	614	II0	C10-C22-C24-C26
32	h	312	II0	C10-C22-C24-C26
32	l	302	II0	C10-C22-C24-C26
32	l	313	II0	C09-C21-C23-C25
32	l	314	II0	C09-C21-C23-C25
32	k	616	II0	C09-C21-C23-C25
32	i	314	II0	C09-C21-C23-C25
32	j	613	II0	C10-C22-C24-C26
32	j	615	II0	C10-C22-C24-C26
32	d	313	II0	C10-C22-C24-C26
32	d	314	II0	C09-C21-C23-C25
32	d	314	II0	C10-C22-C24-C26
32	d	315	II0	C09-C21-C23-C25
32	d	315	II0	C10-C22-C24-C26
32	d	316	II0	C10-C22-C24-C26
35	c	616	IHT	C11-C21-C24-C26
25	B	804	CLA	C15-C16-C17-C18
25	A	802	CLA	C11-C12-C13-C14
25	A	816	CLA	C6-C7-C8-C9
25	A	820	CLA	C14-C13-C15-C16

Continued on next page...

Continued from previous page...

Mol	Chain	Res	Type	Atoms
25	B	840	CLA	C14-C13-C15-C16
25	a	306	CLA	C11-C10-C8-C9
25	a	309	CLA	C11-C12-C13-C14
25	a	312	CLA	C11-C12-C13-C14
25	h	306	CLA	C11-C12-C13-C14
25	m	606	CLA	C11-C12-C13-C14
25	k	604	CLA	C6-C7-C8-C9
25	k	604	CLA	C14-C13-C15-C16
25	k	609	CLA	C11-C12-C13-C14
25	j	604	CLA	C6-C7-C8-C9
25	a	307	CLA	C2C-C3C-CAC-CBC
25	b	602	CLA	O1A-CGA-O2A-C1
27	a	319	LHG	C15-C16-C17-C18
25	k	609	CLA	C16-C17-C18-C20
25	h	307	CLA	CAA-CBA-CGA-O2A
25	n	304	CLA	O1A-CGA-O2A-C1
25	R	202	CLA	CBA-CGA-O2A-C1
28	F	204	WVN	C30-C33-C34-C38
28	K	103	WVN	C20-C23-C25-C27
28	s	205	WVN	C20-C23-C25-C27
28	l	301	WVN	C20-C23-C25-C27
27	n	320	LHG	O1-C1-C2-C3
28	J	101	WVN	C11-C19-C22-C26
28	L	206	WVN	C20-C23-C25-C28
28	l	301	WVN	C20-C23-C25-C28
32	l	302	II0	C32-C34-C36-C40
32	j	613	II0	C32-C34-C36-C40
32	j	614	II0	C32-C34-C36-C40
35	b	616	IHT	C30-C32-C33-C37
25	A	822	CLA	C1A-C2A-CAA-CBA
25	B	806	CLA	C1A-C2A-CAA-CBA
25	j	605	CLA	C1A-C2A-CAA-CBA
25	A	817	CLA	C16-C17-C18-C20
25	h	303	CLA	C2-C1-O2A-CGA
33	s	208	LMG	C23-C24-C25-C26
32	n	317	II0	C36-C40-C42-C41
27	A	846	LHG	C3-O3-P-O6
27	c	620	LHG	C3-O3-P-O6
27	k	620	LHG	C4-O6-P-O3
27	B	801	LHG	O2-C2-C3-O3
25	h	306	CLA	O1D-CGD-O2D-CED
25	B	820	CLA	C4-C3-C5-C6

Continued on next page...

Continued from previous page...

Mol	Chain	Res	Type	Atoms
25	B	825	CLA	C4-C3-C5-C6
27	B	801	LHG	C5-C4-O6-P
25	B	817	CLA	C2-C3-C5-C6
25	d	303	CLA	C2-C3-C5-C6
27	b	619	LHG	C29-C30-C31-C32
27	A	845	LHG	C3-O3-P-O4
27	B	801	LHG	C3-O3-P-O4
27	J	106	LHG	C3-O3-P-O5
27	c	618	LHG	C4-O6-P-O5
27	c	620	LHG	C3-O3-P-O5
27	c	620	LHG	C4-O6-P-O5
27	a	301	LHG	C3-O3-P-O5
27	m	617	LHG	C4-O6-P-O4
27	l	317	LHG	C3-O3-P-O5
27	i	318	LHG	C3-O3-P-O5
27	d	317	LHG	C3-O3-P-O5
27	d	317	LHG	C4-O6-P-O4
27	n	320	LHG	C3-O3-P-O5
25	b	604	CLA	C16-C17-C18-C20
25	m	604	CLA	C4C-C3C-CAC-CBC
25	A	821	CLA	O2A-C1-C2-C3
25	B	824	CLA	CBA-CGA-O2A-C1
27	L	207	LHG	O6-C4-C5-C6
25	j	611	CLA	O1D-CGD-O2D-CED
25	c	611	CLA	C2C-C3C-CAC-CBC
25	B	822	CLA	C10-C11-C12-C13
27	B	801	LHG	C23-C24-C25-C26
25	b	604	CLA	C2A-CAA-CBA-CGA
25	i	305	CLA	C2A-CAA-CBA-CGA
26	B	842	PQN	C15-C16-C17-C18
25	A	804	CLA	O1D-CGD-O2D-CED
27	c	620	LHG	C30-C31-C32-C33
25	B	811	CLA	C6-C7-C8-C10
25	A	804	CLA	CAD-CBD-CGD-O1D
25	A	812	CLA	CAD-CBD-CGD-O1D
25	A	813	CLA	CAD-CBD-CGD-O1D
25	A	822	CLA	C2-C3-C5-C6
25	A	834	CLA	C2-C3-C5-C6
25	A	835	CLA	CAD-CBD-CGD-O1D
25	A	855	CLA	CAD-CBD-CGD-O1D
25	B	832	CLA	CAD-CBD-CGD-O1D
25	B	833	CLA	CAD-CBD-CGD-O1D

Continued on next page...

Continued from previous page...

Mol	Chain	Res	Type	Atoms
25	B	841	CLA	CAD-CBD-CGD-O1D
25	h	308	CLA	CAD-CBD-CGD-O1D
25	m	605	CLA	CAD-CBD-CGD-O1D
25	l	309	CLA	CAD-CBD-CGD-O1D
25	k	604	CLA	CAD-CBD-CGD-O1D
25	k	607	CLA	C2-C3-C5-C6
25	i	306	CLA	CAD-CBD-CGD-O1D
25	i	308	CLA	C2-C3-C5-C6
25	j	603	CLA	CAD-CBD-CGD-O1D
25	j	605	CLA	CAD-CBD-CGD-O1D
25	d	303	CLA	CAD-CBD-CGD-O1D
25	d	304	CLA	CAD-CBD-CGD-O1D
25	d	305	CLA	C2-C3-C5-C6
25	n	304	CLA	C2-C3-C5-C6
25	B	809	CLA	C10-C11-C12-C13
25	b	610	CLA	C13-C15-C16-C17
25	c	603	CLA	C4C-C3C-CAC-CBC
25	h	301	CLA	C16-C17-C18-C20
25	m	610	CLA	C6-C7-C8-C10
25	A	801	CLA	C12-C13-C15-C16
25	A	805	CLA	C3A-C2A-CAA-CBA
25	A	840	CLA	C12-C13-C15-C16
25	B	813	CLA	C11-C10-C8-C7
25	B	818	CLA	C11-C10-C8-C7
25	B	822	CLA	C12-C13-C15-C16
25	B	825	CLA	C6-C7-C8-C10
25	B	839	CLA	C3A-C2A-CAA-CBA
25	B	840	CLA	C12-C13-C15-C16
25	F	201	CLA	C11-C12-C13-C15
25	s	206	CLA	C11-C12-C13-C15
25	a	306	CLA	C11-C10-C8-C7
25	a	309	CLA	C11-C12-C13-C15
25	a	311	CLA	C6-C7-C8-C10
25	a	312	CLA	C12-C13-C15-C16
25	b	604	CLA	C6-C7-C8-C10
25	b	607	CLA	C11-C10-C8-C7
25	b	607	CLA	C11-C12-C13-C15
25	h	306	CLA	C11-C12-C13-C15
25	m	604	CLA	C6-C7-C8-C10
25	m	604	CLA	C11-C10-C8-C7
25	k	604	CLA	C6-C7-C8-C10
25	k	604	CLA	C12-C13-C15-C16

Continued on next page...

Continued from previous page...

Mol	Chain	Res	Type	Atoms
25	k	607	CLA	C3A-C2A-CAA-CBA
25	k	608	CLA	C11-C10-C8-C7
25	j	604	CLA	C6-C7-C8-C10
25	n	310	CLA	C11-C10-C8-C7
25	Q	302	CLA	C12-C13-C15-C16
26	B	842	PQN	C16-C17-C18-C20
27	c	620	LHG	O6-C4-C5-O7
28	I	101	WVN	C05-C02-C11-C19
28	M	101	WVN	C05-C02-C11-C19
28	F	203	WVN	C34-C37-C40-C39
32	m	615	II0	C35-C39-C41-C42
29	b	618	LMT	O1'-C1-C2-C3
25	A	820	CLA	C10-C11-C12-C13
25	A	843	CLA	C5-C6-C7-C8
27	J	106	LHG	C23-C24-C25-C26
25	A	835	CLA	C2A-CAA-CBA-CGA
27	c	620	LHG	C4-C5-C6-O8
27	b	619	LHG	C30-C31-C32-C33
29	A	852	LMT	C7-C8-C9-C10
33	Q	301	LMG	O7-C8-C9-O8
33	J	105	LMG	C37-C38-C39-C40
25	m	603	CLA	C16-C17-C18-C19
25	B	807	CLA	C5-C6-C7-C8
25	B	824	CLA	O1A-CGA-O2A-C1
25	R	202	CLA	O1A-CGA-O2A-C1
25	B	806	CLA	C4-C3-C5-C6
25	B	808	CLA	C4-C3-C5-C6
25	A	829	CLA	CBA-CGA-O2A-C1
27	c	618	LHG	C25-C26-C27-C28
27	l	317	LHG	C26-C27-C28-C29
25	A	840	CLA	C2-C3-C5-C6
25	A	826	CLA	C6-C7-C8-C9
25	A	829	CLA	C11-C10-C8-C9
25	B	806	CLA	C14-C13-C15-C16
25	B	807	CLA	C14-C13-C15-C16
25	B	808	CLA	C6-C7-C8-C9
25	B	814	CLA	C11-C10-C8-C9
25	B	823	CLA	C6-C7-C8-C9
25	B	833	CLA	C6-C7-C8-C9
25	B	836	CLA	C14-C13-C15-C16
25	F	201	CLA	C14-C13-C15-C16
25	s	202	CLA	C14-C13-C15-C16

Continued on next page...

Continued from previous page...

Mol	Chain	Res	Type	Atoms
25	c	604	CLA	C11-C10-C8-C9
25	c	612	CLA	C11-C10-C8-C9
25	a	311	CLA	C6-C7-C8-C9
25	m	602	CLA	C6-C7-C8-C9
25	m	604	CLA	C11-C10-C8-C9
25	l	310	CLA	C11-C12-C13-C14
25	l	312	CLA	C6-C7-C8-C9
25	k	608	CLA	C11-C12-C13-C14
25	i	307	CLA	C11-C12-C13-C14
25	B	836	CLA	C16-C17-C18-C20
25	A	820	CLA	O1A-CGA-O2A-C1
25	A	829	CLA	O1A-CGA-O2A-C1
28	B	847	WVN	C26-C29-C31-C32
28	L	206	WVN	C28-C30-C33-C34
32	k	615	II0	C35-C39-C41-C42
32	d	314	II0	C36-C40-C42-C41
27	d	317	LHG	C7-C8-C9-C10
25	A	807	CLA	C16-C17-C18-C20
27	a	319	LHG	C29-C30-C31-C32
28	B	846	WVN	C30-C33-C34-C37
25	R	202	CLA	CAA-CBA-CGA-O2A
27	L	207	LHG	C33-C34-C35-C36
31	B	843	DGD	C8B-C9B-CAB-CBB
27	L	207	LHG	O2-C2-C3-O3
25	A	818	CLA	C4-C3-C5-C6
25	B	825	CLA	C2-C3-C5-C6
25	B	820	CLA	C6-C7-C8-C9
25	a	306	CLA	C16-C17-C18-C19
25	b	602	CLA	C6-C7-C8-C10
25	A	820	CLA	CBA-CGA-O2A-C1
25	A	821	CLA	C1-C2-C3-C4
25	B	828	CLA	C1-C2-C3-C4
25	d	305	CLA	CAA-CBA-CGA-O2A
25	B	817	CLA	C2A-CAA-CBA-CGA
25	a	311	CLA	C2A-CAA-CBA-CGA
25	m	610	CLA	C2A-CAA-CBA-CGA
25	k	607	CLA	C2A-CAA-CBA-CGA
25	j	601	CLA	C2A-CAA-CBA-CGA
25	b	610	CLA	CBA-CGA-O2A-C1
25	A	802	CLA	C2-C1-O2A-CGA
25	A	820	CLA	C2-C1-O2A-CGA
25	B	811	CLA	C2-C1-O2A-CGA

Continued on next page...

Continued from previous page...

Mol	Chain	Res	Type	Atoms
25	B	824	CLA	C2-C1-O2A-CGA
25	B	836	CLA	C2-C1-O2A-CGA
25	c	601	CLA	C2-C1-O2A-CGA
25	a	311	CLA	C2-C1-O2A-CGA
25	b	609	CLA	C2-C1-O2A-CGA
25	l	307	CLA	C2-C1-O2A-CGA
25	B	837	CLA	C10-C11-C12-C13
25	b	610	CLA	O1A-CGA-O2A-C1
25	l	308	CLA	O1D-CGD-O2D-CED
25	m	602	CLA	C3-C5-C6-C7
27	a	301	LHG	C5-C4-O6-P
25	L	203	CLA	C16-C17-C18-C19
25	A	854	CLA	C10-C11-C12-C13
25	s	206	CLA	C4-C3-C5-C6
25	B	825	CLA	C3-C5-C6-C7
28	J	102	WVN	C06-C13-C20-C23
35	k	618	IHT	C02-C07-C18-C22
25	B	820	CLA	C2-C3-C5-C6
25	m	606	CLA	O1D-CGD-O2D-CED
25	a	308	CLA	CAA-CBA-CGA-O2A
25	a	308	CLA	C16-C17-C18-C19
25	k	609	CLA	C16-C17-C18-C19
25	n	310	CLA	C3-C5-C6-C7
25	i	305	CLA	C2C-C3C-CAC-CBC
25	A	839	CLA	C13-C15-C16-C17
25	B	823	CLA	C10-C11-C12-C13
25	B	830	CLA	C2A-CAA-CBA-CGA
25	B	850	CLA	C2A-CAA-CBA-CGA
25	k	606	CLA	C2A-CAA-CBA-CGA
27	c	618	LHG	C3-O3-P-O6
27	a	319	LHG	C3-O3-P-O6
27	b	619	LHG	C4-O6-P-O3
33	J	105	LMG	C31-C32-C33-C34
34	n	312	KC2	CAA-CBA-CGA-O1A
25	c	604	CLA	C4-C3-C5-C6
25	A	817	CLA	C12-C13-C15-C16
25	A	818	CLA	C2-C3-C5-C6
25	A	824	CLA	C12-C13-C15-C16
25	A	825	CLA	C11-C10-C8-C7
25	A	843	CLA	C11-C10-C8-C7
25	c	604	CLA	C11-C10-C8-C7
25	c	612	CLA	C12-C13-C15-C16

Continued on next page...

Continued from previous page...

Mol	Chain	Res	Type	Atoms
25	a	308	CLA	C11-C10-C8-C7
25	h	307	CLA	C6-C7-C8-C10
25	A	831	CLA	C11-C12-C13-C14
25	B	804	CLA	C11-C10-C8-C9
25	B	818	CLA	C11-C10-C8-C9
25	B	830	CLA	C6-C7-C8-C9
25	c	608	CLA	C11-C12-C13-C14
25	b	607	CLA	C11-C10-C8-C9
25	n	308	CLA	C11-C10-C8-C9
25	n	310	CLA	C11-C10-C8-C9
25	Q	302	CLA	C14-C13-C15-C16
28	A	847	WVN	C32-C36-C39-C40
28	A	850	WVN	C25-C28-C30-C33
28	F	204	WVN	C25-C28-C30-C33
32	h	312	II0	C35-C39-C41-C42
32	k	619	II0	C36-C40-C42-C41
32	d	313	II0	C36-C40-C42-C41
32	n	317	II0	C35-C39-C41-C42
35	n	318	IHT	C26-C29-C31-C34
25	d	309	CLA	O1D-CGD-O2D-CED
25	h	307	CLA	CBA-CGA-O2A-C1
35	k	618	IHT	C31-C34-C35-C39
25	s	206	CLA	C5-C6-C7-C8
32	n	319	II0	C32-C34-C36-C40
25	k	614	CLA	C2C-C3C-CAC-CBC
25	B	808	CLA	C2-C3-C5-C6
25	i	307	CLA	C2-C3-C5-C6
25	A	807	CLA	C16-C17-C18-C19
25	l	306	CLA	C16-C17-C18-C20
25	l	307	CLA	C16-C17-C18-C19
25	j	604	CLA	C16-C17-C18-C19
25	A	825	CLA	CBA-CGA-O2A-C1
25	A	828	CLA	CBA-CGA-O2A-C1
25	L	204	CLA	CBA-CGA-O2A-C1
25	k	602	CLA	CBA-CGA-O2A-C1
25	B	816	CLA	CAA-CBA-CGA-O1A
27	k	620	LHG	C31-C32-C33-C34
25	h	307	CLA	O1A-CGA-O2A-C1
27	a	319	LHG	C10-C11-C12-C13
25	A	834	CLA	CBA-CGA-O2A-C1
25	B	818	CLA	CBA-CGA-O2A-C1
33	n	321	LMG	C22-C23-C24-C25

Continued on next page...

Continued from previous page...

Mol	Chain	Res	Type	Atoms
25	A	812	CLA	C2A-CAA-CBA-CGA
25	d	303	CLA	C2A-CAA-CBA-CGA
25	n	305	CLA	C2A-CAA-CBA-CGA
28	A	851	WVN	C25-C28-C30-C33
28	F	204	WVN	C34-C37-C40-C39
28	l	315	WVN	C34-C37-C40-C39
28	i	316	WVN	C32-C36-C39-C40
28	R	201	WVN	C25-C28-C30-C33
32	a	315	II0	C26-C30-C32-C34
32	m	618	II0	C25-C29-C31-C33
32	l	316	II0	C35-C39-C41-C42
32	k	616	II0	C36-C40-C42-C41
32	i	313	II0	C35-C39-C41-C42
32	i	314	II0	C36-C40-C42-C41
32	i	315	II0	C26-C30-C32-C34
32	j	615	II0	C35-C39-C41-C42
32	n	317	II0	C26-C30-C32-C34
25	m	606	CLA	CAA-CBA-CGA-O2A
27	A	845	LHG	C11-C10-C9-C8
27	m	617	LHG	C10-C11-C12-C13
34	l	311	KC2	C4B-C3B-CAB-CBB
34	l	311	KC2	C4C-C3C-CAC-CBC
34	n	312	KC2	C4C-C3C-CAC-CBC
25	B	813	CLA	C4-C3-C5-C6
25	B	813	CLA	C2-C3-C5-C6
27	a	301	LHG	O10-C23-O8-C6
25	A	820	CLA	C2C-C3C-CAC-CBC
25	B	807	CLA	C8-C10-C11-C12
25	B	832	CLA	C5-C6-C7-C8
25	Q	302	CLA	C10-C11-C12-C13
25	A	805	CLA	C2-C1-O2A-CGA
25	A	833	CLA	C2-C1-O2A-CGA
25	B	814	CLA	C2-C1-O2A-CGA
25	B	821	CLA	C2-C1-O2A-CGA
25	k	606	CLA	C2-C1-O2A-CGA
25	b	610	CLA	C16-C17-C18-C19
25	L	202	CLA	C2A-CAA-CBA-CGA
25	m	609	CLA	C2A-CAA-CBA-CGA
25	k	604	CLA	C2A-CAA-CBA-CGA
25	i	312	CLA	C2A-CAA-CBA-CGA
25	B	839	CLA	C13-C15-C16-C17
25	A	826	CLA	CBD-CGD-O2D-CED

Continued on next page...

Continued from previous page...

Mol	Chain	Res	Type	Atoms
25	A	854	CLA	C3A-C2A-CAA-CBA
25	B	815	CLA	C3A-C2A-CAA-CBA
25	s	206	CLA	C3A-C2A-CAA-CBA
25	c	606	CLA	C3A-C2A-CAA-CBA
25	k	605	CLA	C3A-C2A-CAA-CBA
25	j	605	CLA	C3A-C2A-CAA-CBA
25	n	305	CLA	C3A-C2A-CAA-CBA
25	A	820	CLA	C16-C17-C18-C19
25	A	837	CLA	C16-C17-C18-C19
25	A	819	CLA	CBD-CGD-O2D-CED
25	A	817	CLA	CAA-CBA-CGA-O2A
33	n	321	LMG	C15-C16-C17-C18
25	A	855	CLA	CBD-CGD-O2D-CED
25	B	806	CLA	C2-C3-C5-C6
32	c	615	II0	C10-C22-C24-C26
32	a	314	II0	C09-C21-C23-C25
32	a	315	II0	C10-C22-C24-C26
32	i	313	II0	C10-C22-C24-C26
35	n	318	IHT	C11-C21-C24-C26
25	A	802	CLA	C6-C7-C8-C9
25	A	805	CLA	C11-C10-C8-C9
25	A	836	CLA	C14-C13-C15-C16
25	B	813	CLA	C11-C10-C8-C9
25	B	835	CLA	C11-C12-C13-C14
25	B	840	CLA	C6-C7-C8-C9
25	B	841	CLA	C11-C12-C13-C14
25	m	604	CLA	C14-C13-C15-C16
25	l	307	CLA	C6-C7-C8-C9
25	l	307	CLA	C14-C13-C15-C16
25	k	604	CLA	C11-C10-C8-C9
25	j	609	CLA	C11-C12-C13-C14
25	n	310	CLA	C6-C7-C8-C9
27	a	319	LHG	C24-C25-C26-C27
25	A	825	CLA	O1A-CGA-O2A-C1
25	A	812	CLA	C5-C6-C7-C8
25	j	612	CLA	C5-C6-C7-C8
28	A	848	WVN	C24-C22-C26-C29
32	l	314	II0	C38-C36-C40-C42
35	b	616	IHT	C25-C23-C27-C30
25	B	807	CLA	C2A-CAA-CBA-CGA
25	d	304	CLA	C2A-CAA-CBA-CGA
25	A	818	CLA	C16-C17-C18-C19

Continued on next page...

Continued from previous page...

Mol	Chain	Res	Type	Atoms
25	j	604	CLA	C16-C17-C18-C20
25	A	827	CLA	O2A-C1-C2-C3
28	L	201	WVN	C29-C31-C32-C35
28	M	101	WVN	C11-C19-C22-C24
28	s	205	WVN	C30-C33-C34-C38
28	s	205	WVN	C30-C33-C34-C37
25	A	802	CLA	C1A-C2A-CAA-CBA
25	A	823	CLA	C1A-C2A-CAA-CBA
25	B	824	CLA	C1A-C2A-CAA-CBA
25	k	605	CLA	C1A-C2A-CAA-CBA
33	J	105	LMG	C19-C20-C21-C22
25	A	802	CLA	C11-C12-C13-C15
25	A	812	CLA	C12-C13-C15-C16
25	A	827	CLA	C11-C10-C8-C7
25	A	831	CLA	C6-C7-C8-C10
25	B	807	CLA	C11-C12-C13-C15
25	B	836	CLA	C11-C10-C8-C7
25	B	839	CLA	C11-C10-C8-C7
25	L	203	CLA	C11-C12-C13-C15
25	s	202	CLA	C11-C12-C13-C15
25	h	313	CLA	C12-C13-C15-C16
25	l	304	CLA	C6-C7-C8-C10
26	A	844	PQN	C22-C23-C25-C26
25	A	853	CLA	C13-C15-C16-C17
25	c	611	CLA	CAA-CBA-CGA-O2A
28	L	201	WVN	C22-C26-C29-C31
29	a	302	LMT	C1-C2-C3-C4
25	A	801	CLA	CAA-CBA-CGA-O2A
25	B	805	CLA	CAA-CBA-CGA-O2A
25	j	606	CLA	CAA-CBA-CGA-O2A
25	s	202	CLA	O1A-CGA-O2A-C1
33	c	619	LMG	C34-C35-C36-C37
25	A	824	CLA	C8-C10-C11-C12
25	j	609	CLA	C4C-C3C-CAC-CBC
25	A	818	CLA	C2A-CAA-CBA-CGA
25	j	604	CLA	C2A-CAA-CBA-CGA
25	B	807	CLA	C15-C16-C17-C18
25	m	606	CLA	C15-C16-C17-C18
25	B	818	CLA	O1A-CGA-O2A-C1
25	i	312	CLA	CAA-CBA-CGA-O2A
25	c	611	CLA	CAA-CBA-CGA-O1A
25	F	201	CLA	C2C-C3C-CAC-CBC

Continued on next page...

Continued from previous page...

Mol	Chain	Res	Type	Atoms
34	l	311	KC2	C3A-C2A-CAA-CBA
34	k	611	KC2	C3A-C2A-CAA-CBA
25	a	311	CLA	C16-C17-C18-C19
25	m	603	CLA	C8-C10-C11-C12
25	A	853	CLA	C4-C3-C5-C6
25	a	312	CLA	C15-C16-C17-C18
25	c	604	CLA	C2-C3-C5-C6
33	c	619	LMG	C24-C25-C26-C27
25	B	812	CLA	C5-C6-C7-C8
28	A	848	WVN	C19-C22-C26-C29
32	l	314	II0	C34-C36-C40-C42
35	b	616	IHT	C22-C23-C27-C30
27	i	318	LHG	C26-C27-C28-C29
29	a	302	LMT	C4-C5-C6-C7
31	B	843	DGD	C2A-C1A-O1G-C1G
25	B	838	CLA	CAA-CBA-CGA-O1A
25	B	822	CLA	C2A-CAA-CBA-CGA
28	A	851	WVN	C22-C26-C29-C31
28	B	847	WVN	C34-C37-C40-C39
28	K	103	WVN	C22-C26-C29-C31
28	i	316	WVN	C34-C37-C40-C39
32	b	614	II0	C35-C39-C41-C42
32	i	320	II0	C26-C30-C32-C34
33	c	619	LMG	C32-C33-C34-C35
25	A	842	CLA	C15-C16-C17-C18
27	a	301	LHG	C24-C23-O8-C6
25	A	834	CLA	O1A-CGA-O2A-C1
25	A	838	CLA	C4-C3-C5-C6
25	j	604	CLA	C4-C3-C5-C6
27	J	106	LHG	C9-C10-C11-C12
25	A	832	CLA	C2-C1-O2A-CGA
25	A	842	CLA	C2-C1-O2A-CGA
25	B	822	CLA	C2-C1-O2A-CGA
25	B	826	CLA	C2-C1-O2A-CGA
25	L	204	CLA	C2-C1-O2A-CGA
25	d	302	CLA	C2-C1-O2A-CGA
25	a	308	CLA	C8-C10-C11-C12
25	A	804	CLA	CAA-CBA-CGA-O2A
25	L	203	CLA	C16-C17-C18-C20
25	A	825	CLA	C11-C10-C8-C9
25	B	823	CLA	C11-C10-C8-C9
27	l	317	LHG	C25-C26-C27-C28

Continued on next page...

Continued from previous page...

Mol	Chain	Res	Type	Atoms
25	A	822	CLA	C4-C3-C5-C6
25	k	606	CLA	C4-C3-C5-C6
25	i	308	CLA	C4-C3-C5-C6
25	d	305	CLA	C4-C3-C5-C6
25	n	304	CLA	C4-C3-C5-C6
34	m	611	KC2	C1A-C2A-CAA-CBA
34	j	610	KC2	C1A-C2A-CAA-CBA
25	k	610	CLA	CAA-CBA-CGA-O2A
25	B	811	CLA	C2A-CAA-CBA-CGA
25	c	601	CLA	C2A-CAA-CBA-CGA
25	B	828	CLA	O2A-C1-C2-C3
33	c	619	LMG	C14-C15-C16-C17
25	A	828	CLA	O1A-CGA-O2A-C1
31	B	843	DGD	O1A-C1A-O1G-C1G
28	A	851	WVN	C06-C13-C20-C23
28	L	201	WVN	C06-C13-C20-C23
35	b	616	IHT	C02-C07-C18-C22
27	b	619	LHG	C27-C28-C29-C30
25	j	609	CLA	C10-C11-C12-C13
32	h	312	II0	C36-C40-C42-C41
35	j	616	IHT	C26-C29-C31-C34
25	A	843	CLA	C4-C3-C5-C6
25	B	812	CLA	C4-C3-C5-C6
25	B	841	CLA	C4-C3-C5-C6
35	k	618	IHT	C31-C34-C35-C38
25	b	607	CLA	C3-C5-C6-C7
25	j	605	CLA	CAA-CBA-CGA-O2A
27	J	106	LHG	C11-C10-C9-C8
25	B	833	CLA	C8-C10-C11-C12
31	B	843	DGD	C5D-C6D-O5D-C1E
33	Q	301	LMG	C8-C7-O1-C1
25	A	819	CLA	CAA-CBA-CGA-O2A
25	j	605	CLA	CAA-CBA-CGA-O1A
27	b	619	LHG	C18-C19-C20-C21
25	A	826	CLA	C16-C17-C18-C19
25	b	610	CLA	C16-C17-C18-C20
25	j	612	CLA	C16-C17-C18-C19
25	B	821	CLA	C3-C5-C6-C7
25	j	612	CLA	C3-C5-C6-C7
25	A	807	CLA	C13-C15-C16-C17
25	A	817	CLA	C13-C15-C16-C17
25	A	825	CLA	C8-C10-C11-C12

Continued on next page...

Continued from previous page...

Mol	Chain	Res	Type	Atoms
25	Q	303	CLA	CAA-CBA-CGA-O1A
25	j	612	CLA	C2A-CAA-CBA-CGA
25	d	309	CLA	CBD-CGD-O2D-CED
33	c	619	LMG	C17-C18-C19-C20
25	B	812	CLA	C2-C3-C5-C6
25	B	840	CLA	C6-C7-C8-C10
25	j	604	CLA	C2-C3-C5-C6
25	Q	303	CLA	CAA-CBA-CGA-O2A
25	j	611	CLA	CBD-CGD-O2D-CED
27	a	319	LHG	C33-C34-C35-C36
27	b	619	LHG	O1-C1-C2-O2
27	m	617	LHG	O1-C1-C2-O2
28	A	848	WVN	C32-C36-C39-C40
28	B	844	WVN	C34-C37-C40-C39
28	B	847	WVN	C32-C36-C39-C40
32	n	319	HO	C26-C30-C32-C34
25	A	855	CLA	CAA-CBA-CGA-O2A
25	a	307	CLA	C4C-C3C-CAC-CBC
25	k	602	CLA	O1A-CGA-O2A-C1
25	Q	302	CLA	C2A-CAA-CBA-CGA
25	A	806	CLA	C10-C11-C12-C13
25	A	812	CLA	C15-C16-C17-C18
25	A	837	CLA	C16-C17-C18-C20
25	l	307	CLA	C4C-C3C-CAC-CBC
25	A	819	CLA	CAA-CBA-CGA-O1A
25	A	816	CLA	CBA-CGA-O2A-C1
33	s	208	LMG	C14-C15-C16-C17
25	c	609	CLA	C2C-C3C-CAC-CBC
25	B	823	CLA	C4-C3-C5-C6
25	A	838	CLA	C2-C3-C5-C6
25	s	206	CLA	C2-C3-C5-C6
27	J	106	LHG	C29-C30-C31-C32
25	i	307	CLA	C12-C13-C15-C16
25	A	812	CLA	C14-C13-C15-C16
25	A	827	CLA	C11-C10-C8-C9
25	A	843	CLA	C11-C10-C8-C9
25	B	822	CLA	C11-C12-C13-C14
25	B	836	CLA	C11-C10-C8-C9
25	s	202	CLA	C11-C12-C13-C14
25	b	604	CLA	C11-C10-C8-C9
25	b	610	CLA	C14-C13-C15-C16
25	k	604	CLA	C11-C12-C13-C14

Continued on next page...

Continued from previous page...

Mol	Chain	Res	Type	Atoms
25	j	612	CLA	C11-C10-C8-C9
25	d	303	CLA	C11-C10-C8-C9
25	A	802	CLA	C3A-C2A-CAA-CBA
25	A	808	CLA	C3A-C2A-CAA-CBA
25	A	812	CLA	C3A-C2A-CAA-CBA
25	A	823	CLA	C3A-C2A-CAA-CBA
25	A	833	CLA	C3A-C2A-CAA-CBA
25	A	853	CLA	C3A-C2A-CAA-CBA
25	B	829	CLA	C3A-C2A-CAA-CBA
25	c	609	CLA	C3A-C2A-CAA-CBA
25	m	603	CLA	C3A-C2A-CAA-CBA
25	i	304	CLA	C3A-C2A-CAA-CBA
25	R	202	CLA	C3A-C2A-CAA-CBA
25	A	807	CLA	O1A-CGA-O2A-C1
25	B	803	CLA	CAA-CBA-CGA-O2A
25	F	202	CLA	CAA-CBA-CGA-O2A
25	A	815	CLA	CAA-CBA-CGA-O2A
25	A	806	CLA	CAD-CBD-CGD-O2D
25	A	811	CLA	CAD-CBD-CGD-O2D
25	A	819	CLA	CAD-CBD-CGD-O2D
25	A	834	CLA	CAD-CBD-CGD-O2D
25	A	853	CLA	CAD-CBD-CGD-O2D
25	B	813	CLA	CAD-CBD-CGD-O2D
25	B	814	CLA	CAD-CBD-CGD-O2D
25	B	823	CLA	CAD-CBD-CGD-O2D
25	B	838	CLA	CAD-CBD-CGD-O2D
25	B	850	CLA	CAD-CBD-CGD-O2D
25	L	202	CLA	CAD-CBD-CGD-O2D
25	L	204	CLA	CAD-CBD-CGD-O2D
25	s	203	CLA	CAD-CBD-CGD-O2D
25	a	305	CLA	CAD-CBD-CGD-O2D
25	h	313	CLA	CAD-CBD-CGD-O2D
25	m	601	CLA	CAD-CBD-CGD-O2D
25	m	609	CLA	CAD-CBD-CGD-O2D
25	l	305	CLA	CAD-CBD-CGD-O2D
25	l	307	CLA	CAD-CBD-CGD-O2D
25	k	602	CLA	CAD-CBD-CGD-O2D
25	k	608	CLA	CAD-CBD-CGD-O2D
25	d	308	CLA	CAD-CBD-CGD-O2D
25	n	305	CLA	CAD-CBD-CGD-O2D
25	n	310	CLA	CAD-CBD-CGD-O2D
33	Q	301	LMG	C9-C8-O7-C10

Continued on next page...

Continued from previous page...

Mol	Chain	Res	Type	Atoms
34	s	201	KC2	CAD-CBD-CGD-O2D
34	j	610	KC2	CAD-CBD-CGD-O2D
34	d	310	KC2	CAD-CBD-CGD-O2D
25	B	803	CLA	C13-C15-C16-C17
25	A	842	CLA	C5-C6-C7-C8
25	A	816	CLA	C2-C1-O2A-CGA
25	A	840	CLA	C2-C1-O2A-CGA
25	b	612	CLA	C2-C1-O2A-CGA
25	A	836	CLA	CAA-CBA-CGA-O2A
25	c	612	CLA	CAA-CBA-CGA-O2A
27	J	106	LHG	C31-C32-C33-C34
27	L	207	LHG	C12-C13-C14-C15
25	B	828	CLA	O1D-CGD-O2D-CED
25	A	855	CLA	O1D-CGD-O2D-CED
25	b	607	CLA	C4-C3-C5-C6
25	h	313	CLA	C4-C3-C5-C6
25	A	804	CLA	C2-C3-C5-C6
25	A	843	CLA	C2-C3-C5-C6
25	A	853	CLA	C2-C3-C5-C6
25	B	841	CLA	C2-C3-C5-C6
25	A	812	CLA	CAA-CBA-CGA-O2A
25	l	308	CLA	CAA-CBA-CGA-O2A
25	j	603	CLA	CAA-CBA-CGA-O2A
25	j	609	CLA	O1A-CGA-O2A-C1
28	F	203	WVN	C30-C33-C34-C37
32	b	614	II0	C32-C34-C36-C40
33	b	620	LMG	C7-C8-C9-O8
25	B	820	CLA	CAA-CBA-CGA-O2A
25	c	605	CLA	CAA-CBA-CGA-O2A
25	c	606	CLA	CAA-CBA-CGA-O2A
25	i	308	CLA	CAA-CBA-CGA-O2A
25	n	311	CLA	CAA-CBA-CGA-O2A
27	L	207	LHG	C11-C10-C9-C8
25	B	830	CLA	O2A-C1-C2-C3
25	c	603	CLA	O2A-C1-C2-C3
25	l	310	CLA	O2A-C1-C2-C3
25	k	603	CLA	O2A-C1-C2-C3
25	d	302	CLA	O2A-C1-C2-C3
34	m	611	KC2	C4C-C3C-CAC-CBC
34	k	612	KC2	C4B-C3B-CAB-CBB
34	k	613	KC2	C4B-C3B-CAB-CBB
27	B	801	LHG	C7-C8-C9-C10

Continued on next page...

Continued from previous page...

Mol	Chain	Res	Type	Atoms
27	J	106	LHG	C10-C11-C12-C13
25	B	826	CLA	C13-C15-C16-C17
25	B	824	CLA	CBD-CGD-O2D-CED
25	A	805	CLA	CHA-CBD-CGD-O2D
25	A	807	CLA	CHA-CBD-CGD-O1D
25	A	807	CLA	CHA-CBD-CGD-O2D
25	A	812	CLA	CHA-CBD-CGD-O2D
25	A	813	CLA	CHA-CBD-CGD-O2D
25	A	814	CLA	CHA-CBD-CGD-O1D
25	A	821	CLA	CHA-CBD-CGD-O1D
25	A	821	CLA	CHA-CBD-CGD-O2D
25	A	823	CLA	CHA-CBD-CGD-O1D
25	A	823	CLA	CHA-CBD-CGD-O2D
25	A	827	CLA	CHA-CBD-CGD-O1D
25	A	827	CLA	CHA-CBD-CGD-O2D
25	A	835	CLA	CHA-CBD-CGD-O2D
25	A	843	CLA	CHA-CBD-CGD-O1D
25	A	843	CLA	CHA-CBD-CGD-O2D
25	A	854	CLA	CHA-CBD-CGD-O1D
25	A	854	CLA	CHA-CBD-CGD-O2D
25	B	808	CLA	CHA-CBD-CGD-O1D
25	B	808	CLA	CHA-CBD-CGD-O2D
25	B	814	CLA	CHA-CBD-CGD-O1D
25	B	818	CLA	CHA-CBD-CGD-O1D
25	B	818	CLA	CHA-CBD-CGD-O2D
25	B	821	CLA	CHA-CBD-CGD-O1D
25	B	821	CLA	CHA-CBD-CGD-O2D
25	B	837	CLA	CHA-CBD-CGD-O2D
25	B	839	CLA	CHA-CBD-CGD-O1D
25	B	839	CLA	CHA-CBD-CGD-O2D
25	B	841	CLA	CHA-CBD-CGD-O2D
25	L	203	CLA	CHA-CBD-CGD-O1D
25	L	203	CLA	CHA-CBD-CGD-O2D
25	K	102	CLA	CHA-CBD-CGD-O1D
25	K	102	CLA	CHA-CBD-CGD-O2D
25	s	202	CLA	CHA-CBD-CGD-O2D
25	c	604	CLA	CHA-CBD-CGD-O2D
25	c	609	CLA	CHA-CBD-CGD-O1D
25	c	609	CLA	CHA-CBD-CGD-O2D
25	c	611	CLA	CHA-CBD-CGD-O2D
25	a	303	CLA	CHA-CBD-CGD-O1D
25	a	304	CLA	CHA-CBD-CGD-O2D

Continued on next page...

Continued from previous page...

Mol	Chain	Res	Type	Atoms
25	a	306	CLA	CHA-CBD-CGD-O1D
25	a	309	CLA	CHA-CBD-CGD-O1D
25	a	310	CLA	CHA-CBD-CGD-O1D
25	a	310	CLA	CHA-CBD-CGD-O2D
25	b	601	CLA	CHA-CBD-CGD-O1D
25	b	601	CLA	CHA-CBD-CGD-O2D
25	h	308	CLA	CHA-CBD-CGD-O2D
25	m	602	CLA	CHA-CBD-CGD-O2D
25	m	607	CLA	CHA-CBD-CGD-O2D
25	m	608	CLA	CHA-CBD-CGD-O1D
25	m	608	CLA	CHA-CBD-CGD-O2D
25	m	610	CLA	CHA-CBD-CGD-O1D
25	m	610	CLA	CHA-CBD-CGD-O2D
25	m	613	CLA	CHA-CBD-CGD-O2D
25	l	304	CLA	CHA-CBD-CGD-O1D
25	l	304	CLA	CHA-CBD-CGD-O2D
25	l	305	CLA	CHA-CBD-CGD-O2D
25	l	309	CLA	CHA-CBD-CGD-O2D
25	d	304	CLA	CHA-CBD-CGD-O2D
25	d	305	CLA	CHA-CBD-CGD-O1D
25	d	305	CLA	CHA-CBD-CGD-O2D
25	d	307	CLA	CHA-CBD-CGD-O2D
25	d	312	CLA	CHA-CBD-CGD-O1D
25	d	312	CLA	CHA-CBD-CGD-O2D
25	n	303	CLA	CHA-CBD-CGD-O1D
34	s	201	KC2	CHA-CBD-CGD-O1D
34	s	204	KC2	CHA-CBD-CGD-O2D
34	l	311	KC2	CHA-CBD-CGD-O2D
34	k	613	KC2	CHA-CBD-CGD-O1D
34	k	613	KC2	CHA-CBD-CGD-O2D
25	h	303	CLA	CAA-CBA-CGA-O2A
27	d	317	LHG	C25-C26-C27-C28
25	k	614	CLA	C4C-C3C-CAC-CBC
25	A	815	CLA	CAA-CBA-CGA-O1A
25	a	309	CLA	C8-C10-C11-C12
25	A	811	CLA	CAA-CBA-CGA-O2A
25	h	308	CLA	CAA-CBA-CGA-O2A
25	i	311	CLA	CAA-CBA-CGA-O2A
25	l	303	CLA	C2-C1-O2A-CGA
33	s	208	LMG	C24-C25-C26-C27
25	i	305	CLA	C4C-C3C-CAC-CBC
25	A	833	CLA	CAA-CBA-CGA-O2A

Continued on next page...

Continued from previous page...

Mol	Chain	Res	Type	Atoms
25	A	854	CLA	CAA-CBA-CGA-O2A
25	m	608	CLA	CAA-CBA-CGA-O2A
27	A	845	LHG	O7-C7-C8-C9
33	J	105	LMG	O8-C28-C29-C30
25	A	807	CLA	CBA-CGA-O2A-C1
25	B	840	CLA	CAA-CBA-CGA-O2A
27	i	318	LHG	O8-C23-C24-C25
27	j	617	LHG	O8-C23-C24-C25
27	A	845	LHG	C12-C13-C14-C15
25	c	608	CLA	C4-C3-C5-C6
27	a	301	LHG	C25-C26-C27-C28
25	B	833	CLA	C12-C13-C15-C16
25	B	837	CLA	C11-C10-C8-C7
25	B	839	CLA	C11-C12-C13-C15
25	b	607	CLA	C2-C3-C5-C6
25	m	608	CLA	C11-C12-C13-C15
25	l	310	CLA	C6-C7-C8-C10
25	d	303	CLA	C12-C13-C15-C16
25	n	305	CLA	C11-C10-C8-C7
25	B	839	CLA	CAA-CBA-CGA-O2A
25	c	608	CLA	CAA-CBA-CGA-O2A
25	m	610	CLA	CAA-CBA-CGA-O2A
27	A	846	LHG	O7-C7-C8-C9
25	A	801	CLA	C11-C12-C13-C14
25	A	816	CLA	C11-C10-C8-C9
25	A	824	CLA	C14-C13-C15-C16
25	A	836	CLA	C6-C7-C8-C9
25	B	812	CLA	C11-C10-C8-C9
25	B	825	CLA	C6-C7-C8-C9
25	B	826	CLA	C11-C10-C8-C9
25	B	833	CLA	C14-C13-C15-C16
25	B	839	CLA	C11-C10-C8-C9
25	s	206	CLA	C11-C12-C13-C14
25	b	607	CLA	C11-C12-C13-C14
25	l	310	CLA	C6-C7-C8-C9
28	K	103	WVN	C34-C37-C40-C39
27	J	106	LHG	C30-C31-C32-C33
27	n	320	LHG	C32-C33-C34-C35
33	n	321	LMG	C32-C33-C34-C35
25	A	839	CLA	CBA-CGA-O2A-C1
25	B	827	CLA	CAA-CBA-CGA-O2A
27	B	801	LHG	O8-C23-C24-C25

Continued on next page...

Continued from previous page...

Mol	Chain	Res	Type	Atoms
25	c	604	CLA	C2A-CAA-CBA-CGA
25	l	306	CLA	C2A-CAA-CBA-CGA
25	A	839	CLA	O1A-CGA-O2A-C1
25	a	309	CLA	C4-C3-C5-C6
27	a	301	LHG	O1-C1-C2-C3
27	k	620	LHG	O1-C1-C2-C3
25	B	810	CLA	C2-C3-C5-C6
25	h	306	CLA	C2-C3-C5-C6
25	d	302	CLA	CAA-CBA-CGA-O2A
25	B	820	CLA	CAA-CBA-CGA-O1A
25	i	308	CLA	CAA-CBA-CGA-O1A
35	b	616	IHT	C18-C22-C23-C27
25	B	808	CLA	CBA-CGA-O2A-C1
25	s	202	CLA	CBA-CGA-O2A-C1
25	l	310	CLA	O1D-CGD-O2D-CED
25	A	810	CLA	C5-C6-C7-C8
25	A	812	CLA	C1A-C2A-CAA-CBA
25	A	853	CLA	C1A-C2A-CAA-CBA
25	A	854	CLA	C1A-C2A-CAA-CBA
25	A	855	CLA	C1A-C2A-CAA-CBA
25	B	829	CLA	C1A-C2A-CAA-CBA
25	a	313	CLA	C1A-C2A-CAA-CBA
25	h	306	CLA	C1A-C2A-CAA-CBA
25	m	603	CLA	C1A-C2A-CAA-CBA
25	l	307	CLA	C1A-C2A-CAA-CBA
25	i	304	CLA	C1A-C2A-CAA-CBA
25	i	307	CLA	C1A-C2A-CAA-CBA
27	k	620	LHG	C1-C2-C3-O3
27	b	619	LHG	C25-C26-C27-C28
27	m	617	LHG	C30-C31-C32-C33
27	m	617	LHG	C31-C32-C33-C34
25	h	303	CLA	CAA-CBA-CGA-O1A
25	j	603	CLA	CAA-CBA-CGA-O1A
33	c	619	LMG	C12-C13-C14-C15
25	B	818	CLA	C2-C1-O2A-CGA
25	b	608	CLA	C2-C1-O2A-CGA
25	A	818	CLA	CBD-CGD-O2D-CED
27	c	620	LHG	C11-C10-C9-C8
25	h	306	CLA	CBA-CGA-O2A-C1
25	A	855	CLA	CAA-CBA-CGA-O1A
27	A	846	LHG	O9-C7-C8-C9
27	J	107	LHG	C11-C12-C13-C14

Continued on next page...

Continued from previous page...

Mol	Chain	Res	Type	Atoms
33	b	620	LMG	O1-C7-C8-C9
25	A	804	CLA	C2A-CAA-CBA-CGA
25	h	306	CLA	C2A-CAA-CBA-CGA
25	B	806	CLA	C16-C17-C18-C19
25	n	311	CLA	CAA-CBA-CGA-O1A
25	A	840	CLA	C13-C15-C16-C17
34	m	611	KC2	CAA-CBA-CGA-O1A
25	A	804	CLA	C4-C3-C5-C6
25	A	808	CLA	CAA-CBA-CGA-O2A
25	m	604	CLA	CAA-CBA-CGA-O2A
27	A	846	LHG	O9-C7-O7-C5
25	B	840	CLA	CAA-CBA-CGA-O1A
25	m	610	CLA	CAA-CBA-CGA-O1A
25	c	609	CLA	CAA-CBA-CGA-O2A
27	J	107	LHG	C4-O6-P-O5
27	a	319	LHG	C3-O3-P-O5
27	b	619	LHG	C4-O6-P-O5
27	m	617	LHG	C3-O3-P-O5
27	k	620	LHG	C4-O6-P-O4
27	i	318	LHG	C4-O6-P-O5
25	A	811	CLA	CAA-CBA-CGA-O1A
25	A	833	CLA	CAA-CBA-CGA-O1A
25	i	311	CLA	CAA-CBA-CGA-O1A
27	A	845	LHG	O9-C7-C8-C9
25	a	305	CLA	CAA-CBA-CGA-O2A
27	c	618	LHG	O7-C7-C8-C9
25	B	813	CLA	C5-C6-C7-C8
25	A	836	CLA	CAA-CBA-CGA-O1A
25	A	854	CLA	CAA-CBA-CGA-O1A
25	B	839	CLA	CAA-CBA-CGA-O1A
25	c	605	CLA	CAA-CBA-CGA-O1A
25	c	612	CLA	CAA-CBA-CGA-O1A
25	h	301	CLA	C13-C15-C16-C17
33	c	619	LMG	C10-C11-C12-C13
25	c	606	CLA	CAA-CBA-CGA-O1A
25	m	608	CLA	C13-C15-C16-C17
25	a	303	CLA	C4C-C3C-CAC-CBC
25	c	603	CLA	CAA-CBA-CGA-O2A
25	a	306	CLA	CAA-CBA-CGA-O2A
25	k	604	CLA	CAA-CBA-CGA-O2A
25	F	202	CLA	CAA-CBA-CGA-O1A
27	B	801	LHG	O10-C23-C24-C25

Continued on next page...

Continued from previous page...

Mol	Chain	Res	Type	Atoms
33	b	620	LMG	C16-C17-C18-C19
25	A	818	CLA	O1D-CGD-O2D-CED
25	A	814	CLA	CAD-CBD-CGD-O1D
25	B	803	CLA	CAD-CBD-CGD-O1D
25	B	812	CLA	CAD-CBD-CGD-O1D
25	B	814	CLA	CAD-CBD-CGD-O1D
25	L	203	CLA	CAD-CBD-CGD-O1D
25	K	102	CLA	CAD-CBD-CGD-O1D
25	s	202	CLA	CAD-CBD-CGD-O1D
25	c	603	CLA	CAD-CBD-CGD-O1D
25	a	306	CLA	CAD-CBD-CGD-O1D
25	a	310	CLA	CAD-CBD-CGD-O1D
25	b	601	CLA	C2-C3-C5-C6
25	b	604	CLA	CAD-CBD-CGD-O1D
25	h	302	CLA	CAD-CBD-CGD-O1D
25	m	609	CLA	C2-C3-C5-C6
25	i	312	CLA	C2-C3-C5-C6
25	j	601	CLA	C2-C3-C5-C6
25	n	311	CLA	CAD-CBD-CGD-O1D
25	A	812	CLA	CAA-CBA-CGA-O1A
25	l	308	CLA	CAA-CBA-CGA-O1A
25	B	826	CLA	CAA-CBA-CGA-O2A
25	B	830	CLA	CAA-CBA-CGA-O2A
25	l	303	CLA	CAA-CBA-CGA-O2A
27	d	317	LHG	O7-C7-C8-C9
25	B	804	CLA	C5-C6-C7-C8
25	B	830	CLA	C5-C6-C7-C8
25	A	804	CLA	C11-C12-C13-C14
25	A	827	CLA	C6-C7-C8-C9
25	A	842	CLA	C6-C7-C8-C9
25	B	804	CLA	C6-C7-C8-C9
25	s	206	CLA	C11-C10-C8-C9
25	d	302	CLA	CAA-CBA-CGA-O1A
27	A	845	LHG	C17-C18-C19-C20
25	h	302	CLA	CAA-CBA-CGA-O2A
25	k	606	CLA	CAA-CBA-CGA-O2A
27	B	801	LHG	O7-C7-C8-C9
25	B	839	CLA	C5-C6-C7-C8
25	s	206	CLA	C13-C15-C16-C17
25	l	312	CLA	C15-C16-C17-C18
25	n	308	CLA	C8-C10-C11-C12
27	m	617	LHG	C9-C10-C11-C12

Continued on next page...

Continued from previous page...

Mol	Chain	Res	Type	Atoms
33	J	105	LMG	O10-C28-C29-C30
25	A	805	CLA	C2A-CAA-CBA-CGA
25	c	606	CLA	C2A-CAA-CBA-CGA
25	L	204	CLA	CAA-CBA-CGA-O2A
25	s	206	CLA	CAA-CBA-CGA-O2A
25	L	204	CLA	O1A-CGA-O2A-C1
25	l	312	CLA	O1A-CGA-O2A-C1
27	j	617	LHG	O10-C23-C24-C25
27	b	619	LHG	C10-C11-C12-C13
25	B	807	CLA	C4-C3-C5-C6
25	B	818	CLA	C4-C3-C5-C6
27	L	207	LHG	C13-C14-C15-C16
25	A	801	CLA	C11-C12-C13-C15
25	A	804	CLA	C11-C12-C13-C15
25	A	808	CLA	C11-C12-C13-C15
25	A	837	CLA	C11-C10-C8-C7
25	A	843	CLA	C12-C13-C15-C16
25	A	855	CLA	C3A-C2A-CAA-CBA
25	B	804	CLA	C6-C7-C8-C10
25	B	808	CLA	C12-C13-C15-C16
25	B	825	CLA	C3A-C2A-CAA-CBA
25	B	826	CLA	C11-C10-C8-C7
25	L	203	CLA	C12-C13-C15-C16
25	a	312	CLA	C11-C12-C13-C15
25	a	313	CLA	C3A-C2A-CAA-CBA
25	b	605	CLA	C11-C12-C13-C15
25	b	610	CLA	C12-C13-C15-C16
25	m	606	CLA	C11-C10-C8-C7
25	m	612	CLA	C3A-C2A-CAA-CBA
25	l	307	CLA	C12-C13-C15-C16
25	k	609	CLA	C11-C12-C13-C15
25	d	303	CLA	C11-C12-C13-C15
25	n	314	CLA	C3A-C2A-CAA-CBA
28	A	850	WVN	C05-C02-C11-C19
25	m	608	CLA	CAA-CBA-CGA-O1A
25	L	202	CLA	CAA-CBA-CGA-O2A
33	J	105	LMG	C16-C17-C18-C19
28	F	203	WVN	C20-C23-C25-C28
28	M	101	WVN	C11-C19-C22-C26
32	c	615	II0	C31-C33-C35-C39
32	h	311	II0	C31-C33-C35-C39
32	i	315	II0	C31-C33-C35-C39

Continued on next page...

Continued from previous page...

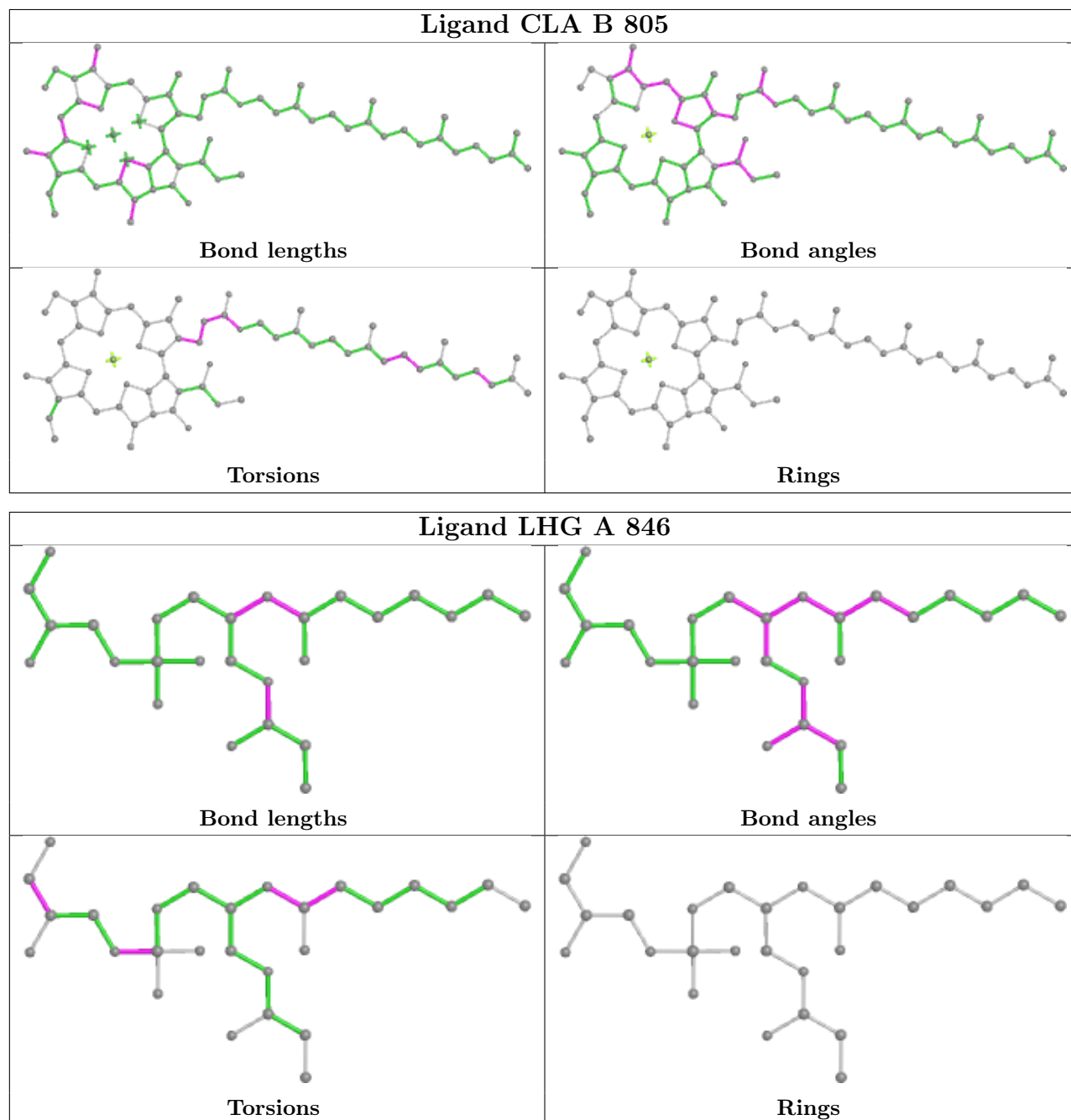
Mol	Chain	Res	Type	Atoms
25	A	808	CLA	CAA-CBA-CGA-O1A
25	B	827	CLA	CAA-CBA-CGA-O1A
25	h	308	CLA	CAA-CBA-CGA-O1A
28	l	315	WVN	C32-C36-C39-C40
32	a	315	II0	C25-C29-C31-C33
25	A	826	CLA	C16-C17-C18-C20
25	s	203	CLA	CAA-CBA-CGA-O2A
25	B	807	CLA	O1D-CGD-O2D-CED
25	n	310	CLA	C15-C16-C17-C18
25	B	832	CLA	O1A-CGA-O2A-C1
27	J	106	LHG	O9-C7-O7-C5
25	B	830	CLA	CAA-CBA-CGA-O1A
25	m	604	CLA	CAA-CBA-CGA-O1A
25	l	303	CLA	CAA-CBA-CGA-O1A
27	c	618	LHG	O9-C7-C8-C9
27	i	318	LHG	O10-C23-C24-C25
25	j	609	CLA	CBA-CGA-O2A-C1
25	j	612	CLA	CBA-CGA-O2A-C1
25	A	805	CLA	C15-C16-C17-C18
25	l	310	CLA	C8-C10-C11-C12
27	a	301	LHG	C26-C27-C28-C29
25	A	839	CLA	CAA-CBA-CGA-O2A
25	B	850	CLA	CAA-CBA-CGA-O2A
25	j	604	CLA	CAA-CBA-CGA-O2A
25	d	303	CLA	CAA-CBA-CGA-O2A
25	c	608	CLA	CAA-CBA-CGA-O1A
25	A	832	CLA	C5-C6-C7-C8
25	d	303	CLA	C13-C15-C16-C17
25	h	306	CLA	C4-C3-C5-C6
25	h	306	CLA	CAA-CBA-CGA-O2A
25	c	609	CLA	CAA-CBA-CGA-O1A
25	h	305	CLA	O1D-CGD-O2D-CED

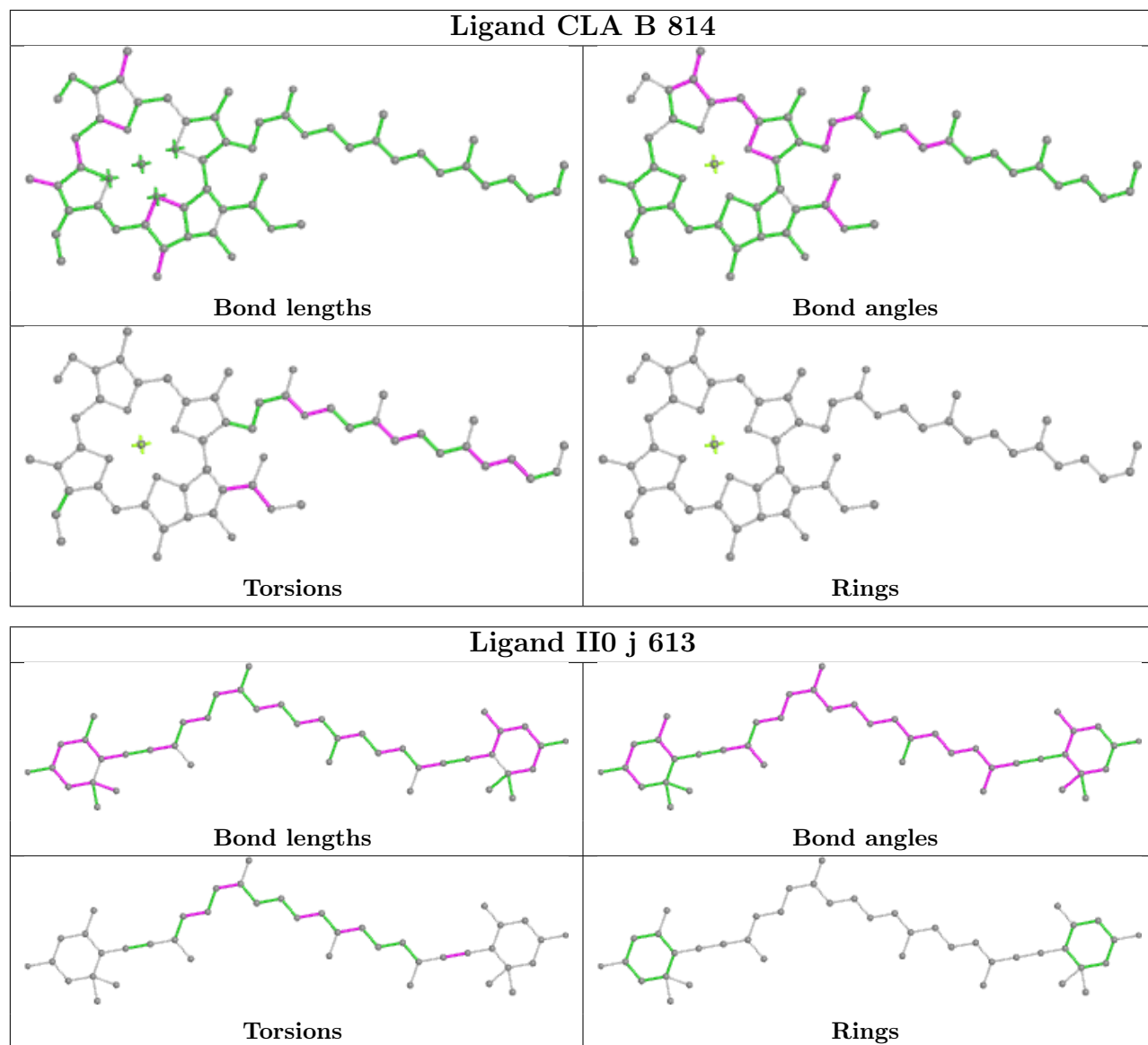
There are no ring outliers.

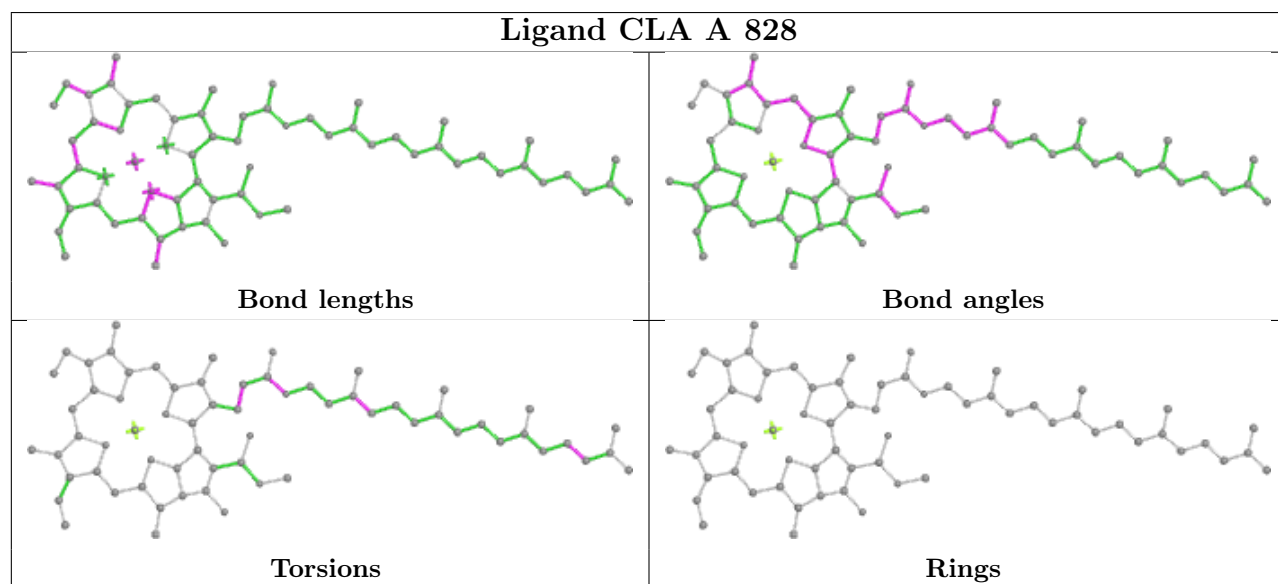
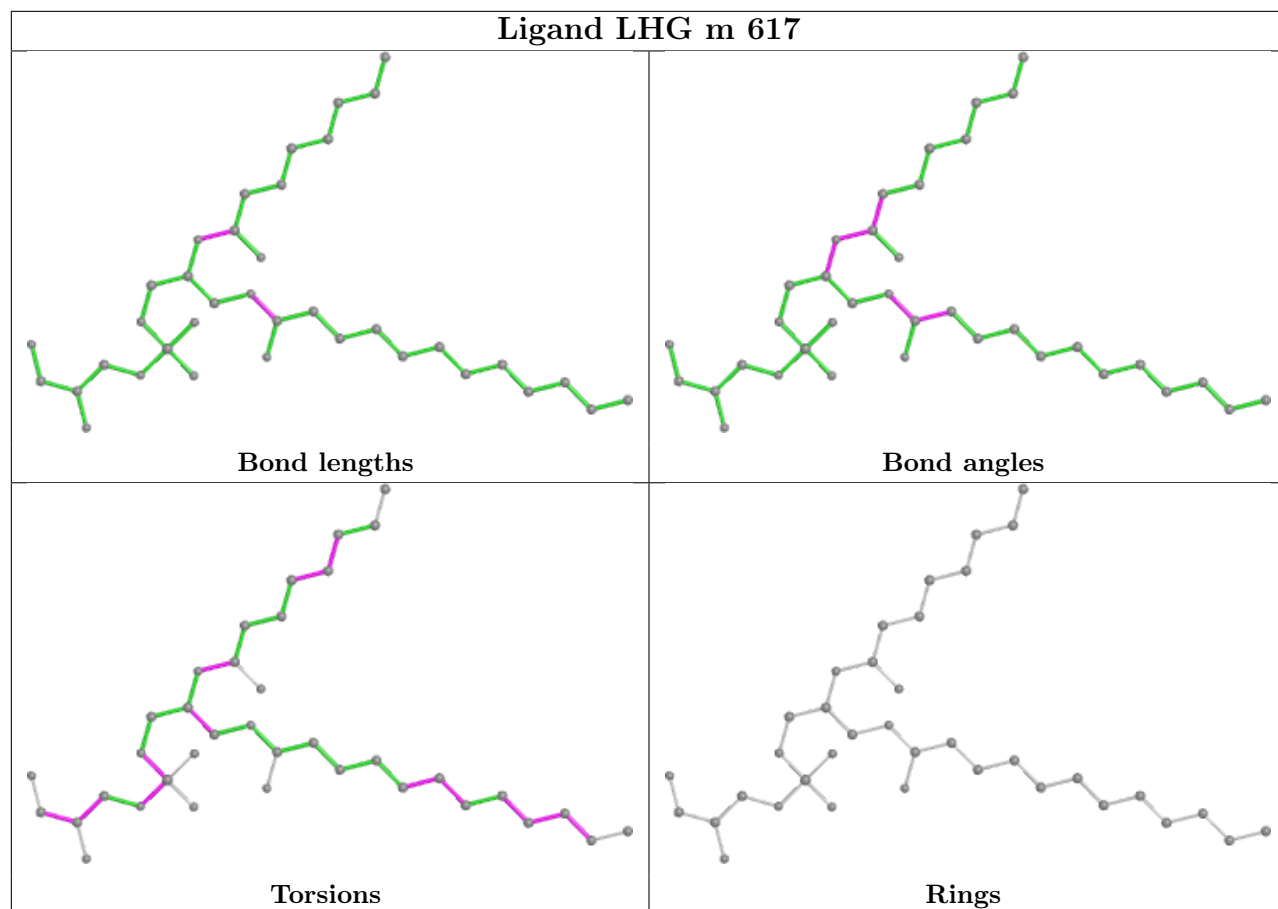
No monomer is involved in short contacts.

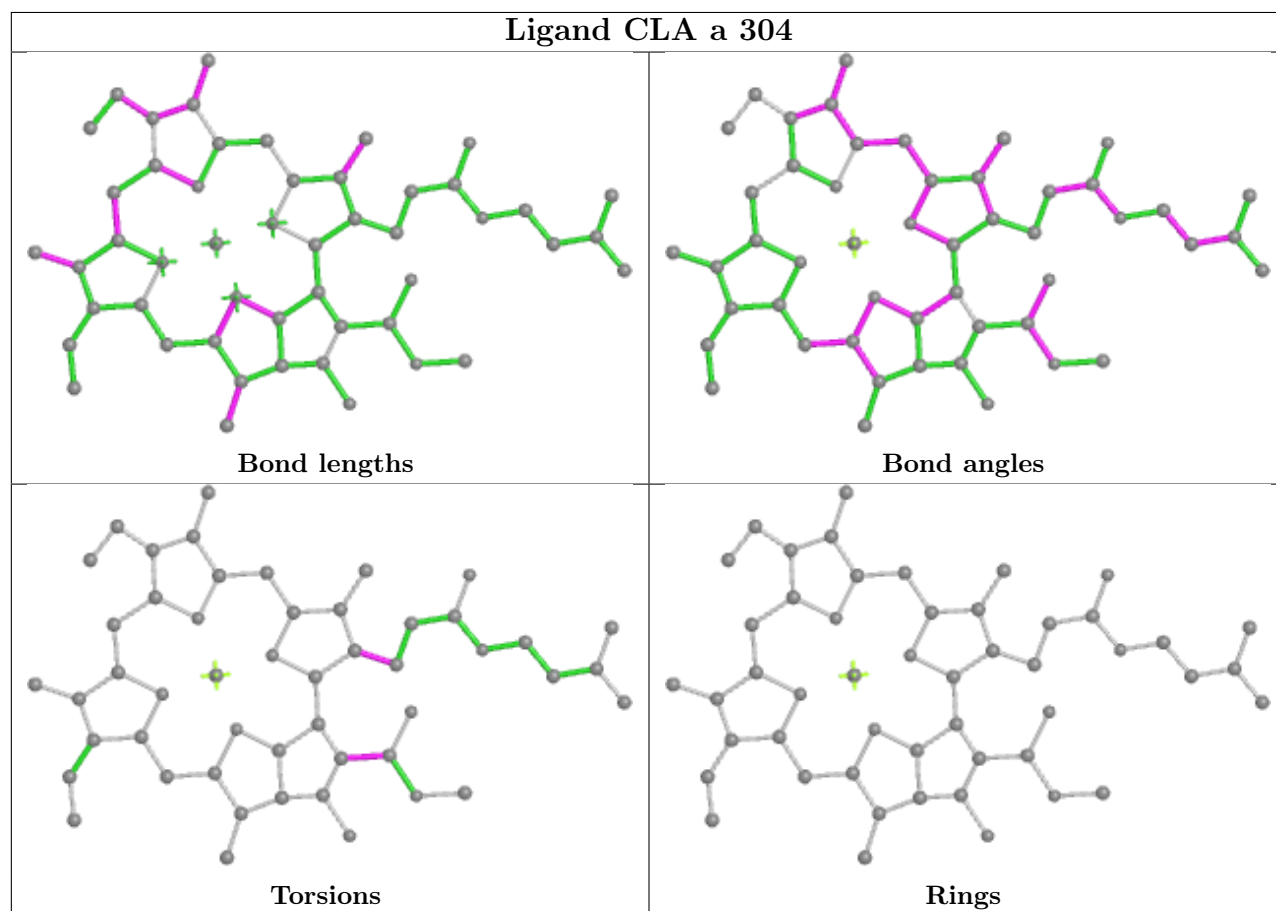
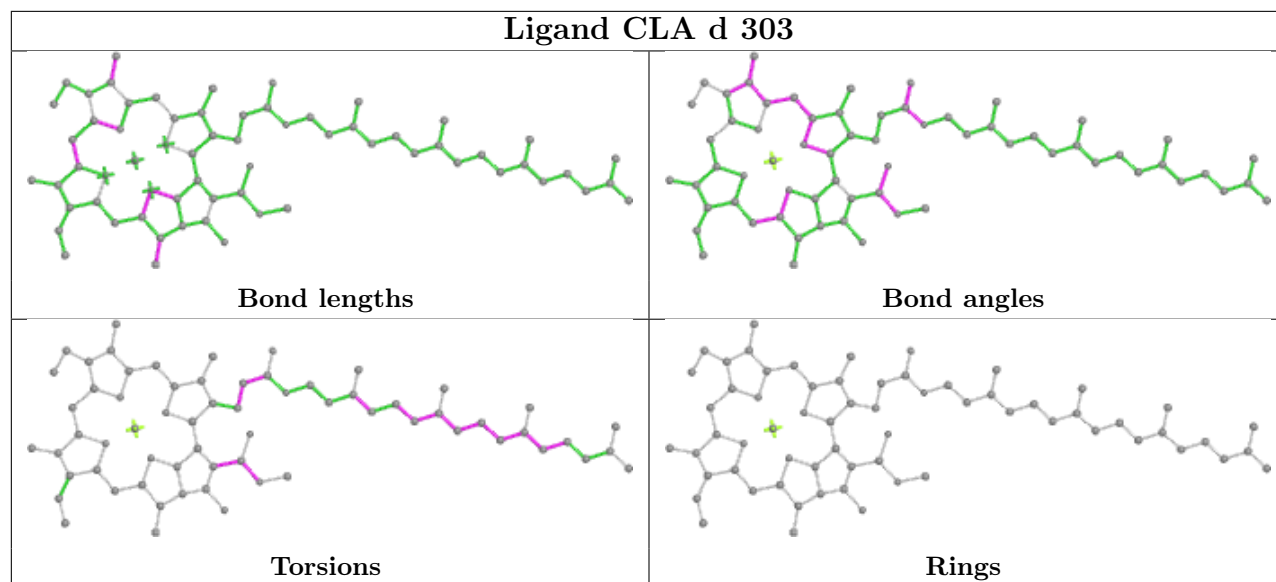
The following is a two-dimensional graphical depiction of Mogul quality analysis of bond lengths, bond angles, torsion angles, and ring geometry for all instances of the Ligand of Interest. In addition, ligands with molecular weight > 250 and outliers as shown on the validation Tables will also be included. For torsion angles, if less than 5% of the Mogul distribution of torsion angles is within 10 degrees of the torsion angle in question, then that torsion angle is considered an outlier. Any bond that is central to one or more torsion angles identified as an outlier by Mogul will be highlighted in the graph. For rings, the root-mean-square deviation (RMSD) between the ring

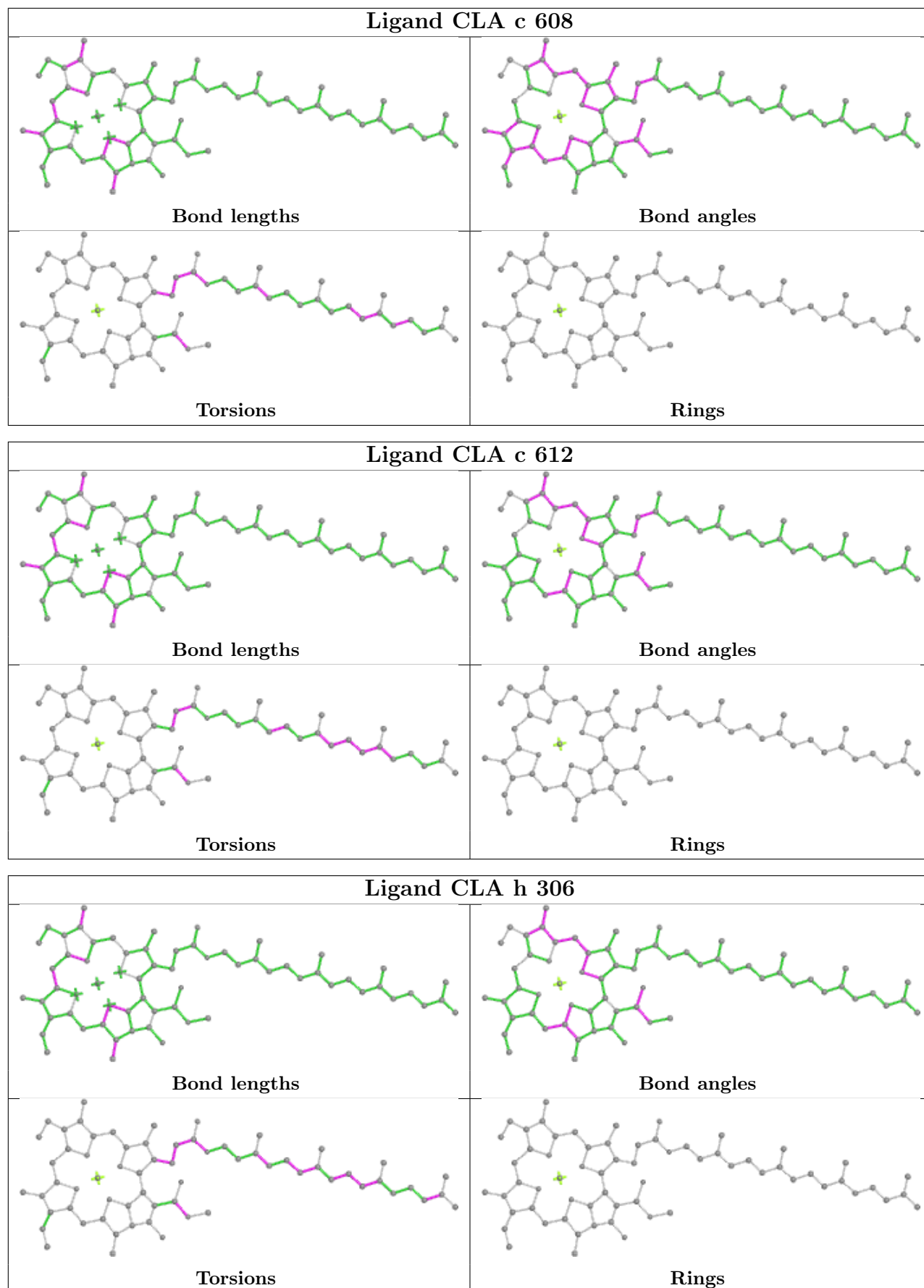
in question and similar rings identified by Mogul is calculated over all ring torsion angles. If the average RMSD is greater than 60 degrees and the minimal RMSD between the ring in question and any Mogul-identified rings is also greater than 60 degrees, then that ring is considered an outlier. The outliers are highlighted in purple. The color gray indicates Mogul did not find sufficient equivalents in the CSD to analyse the geometry.

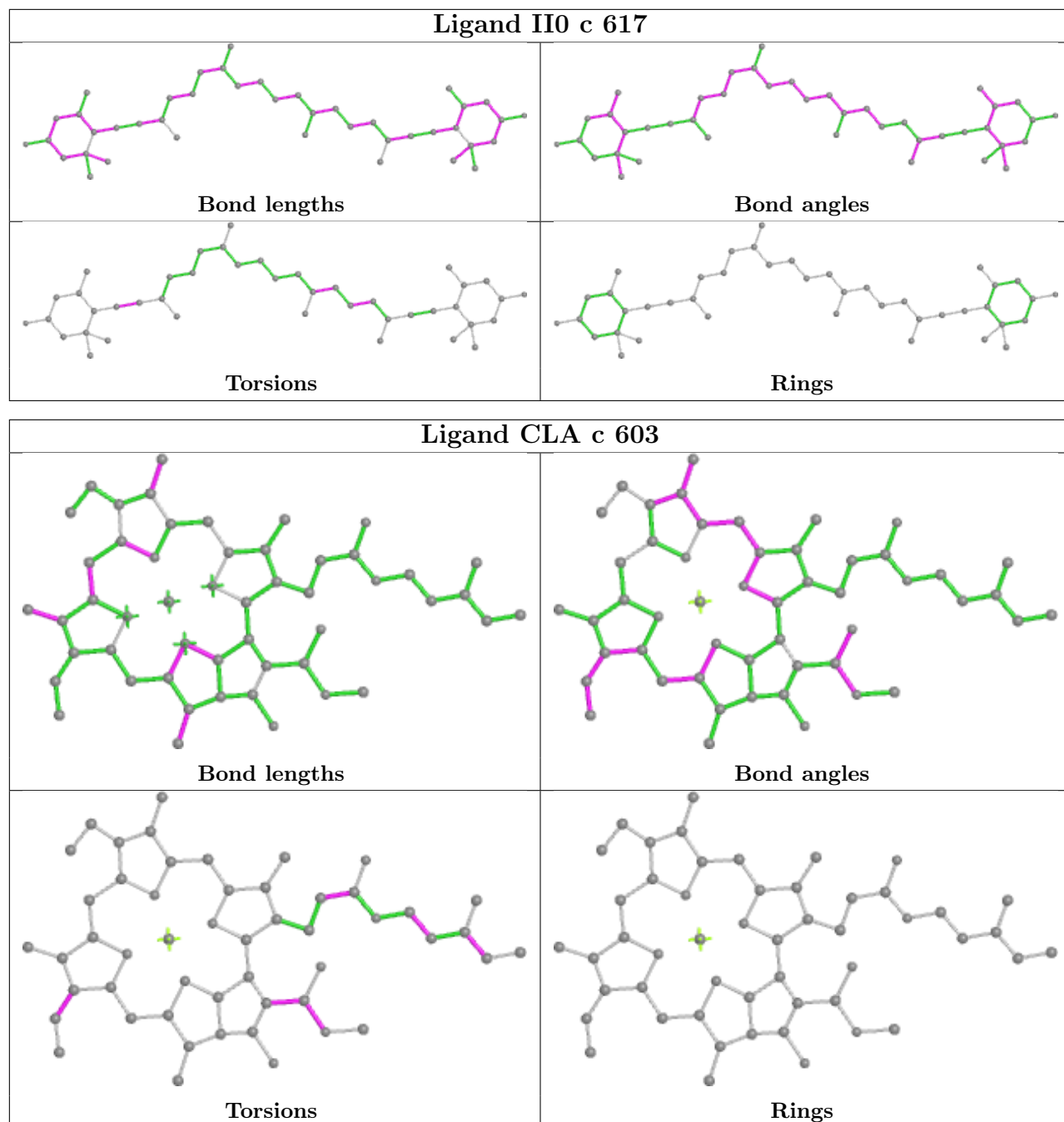


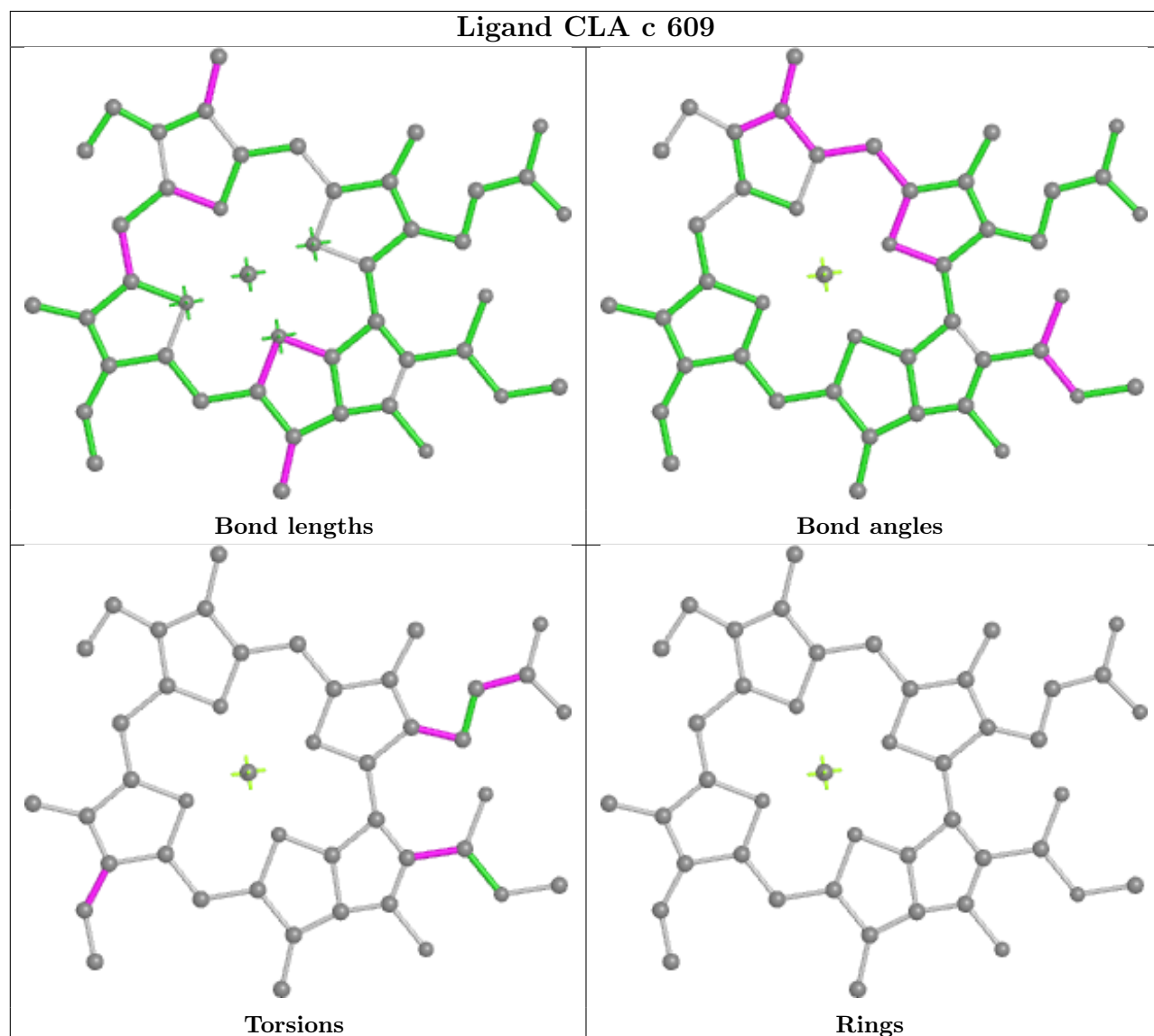
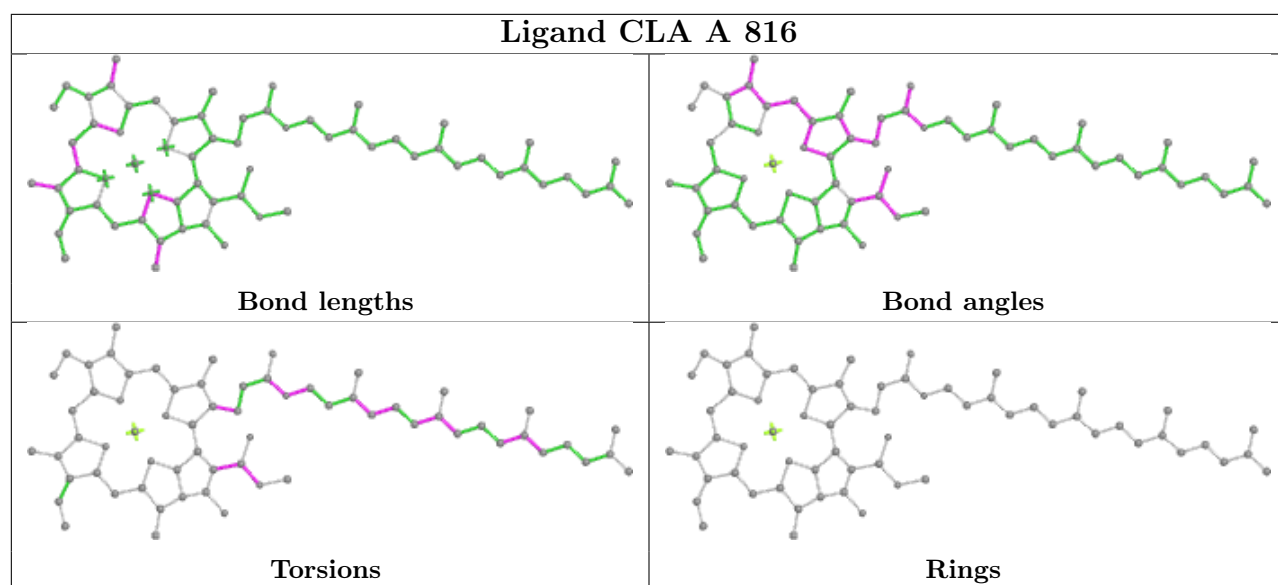


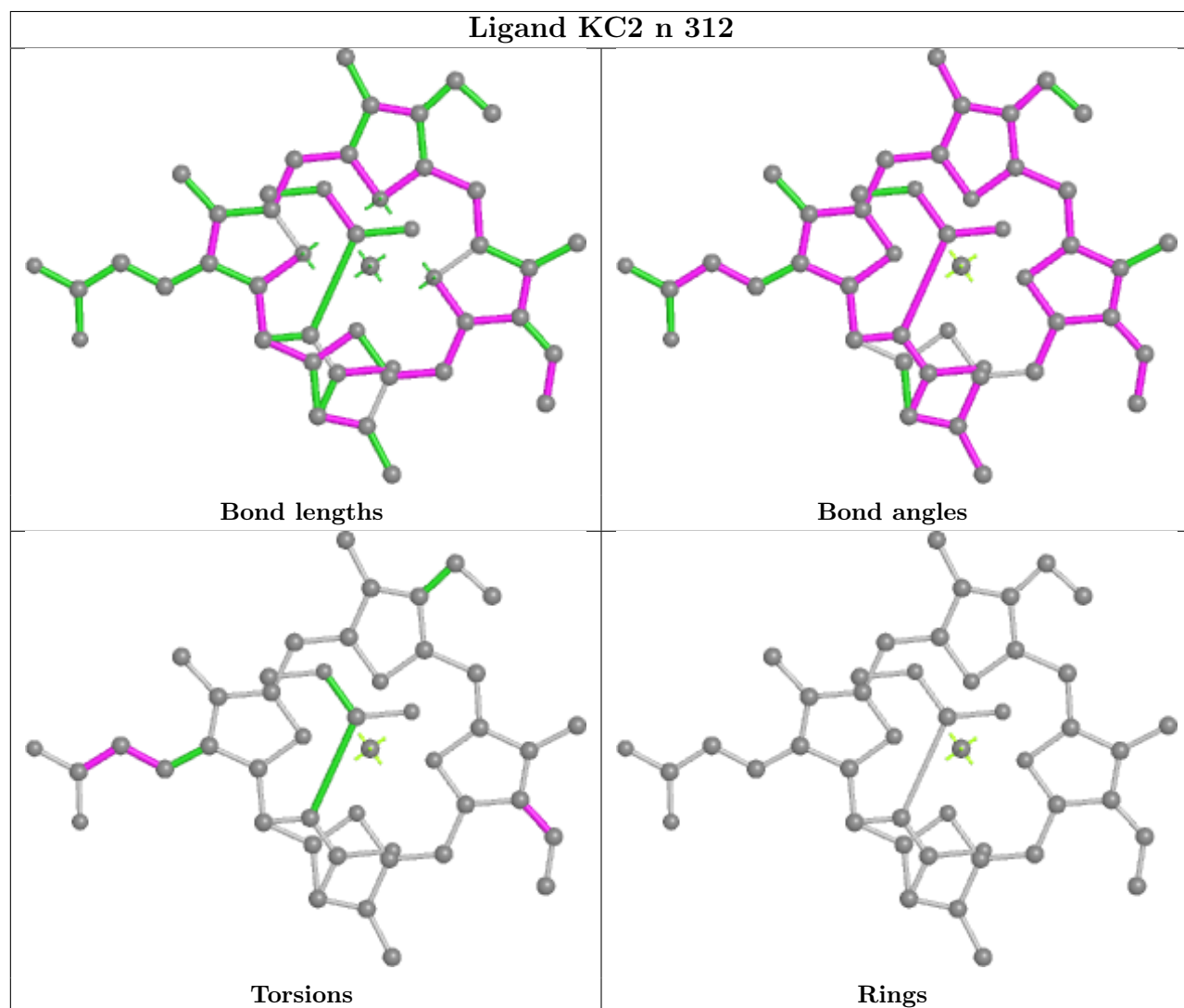
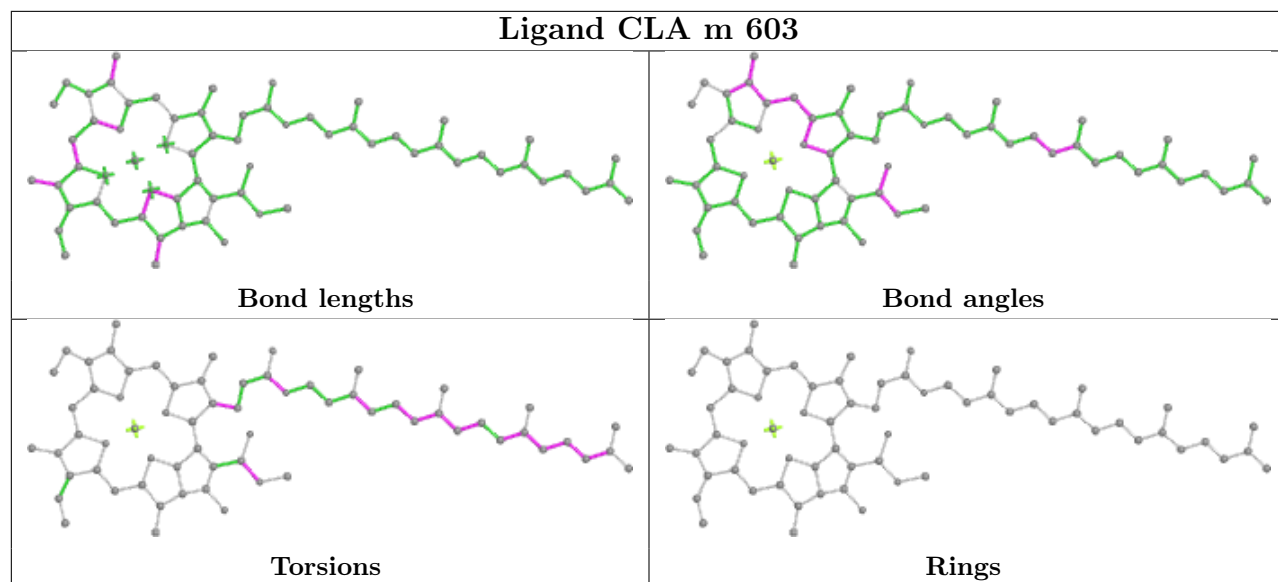


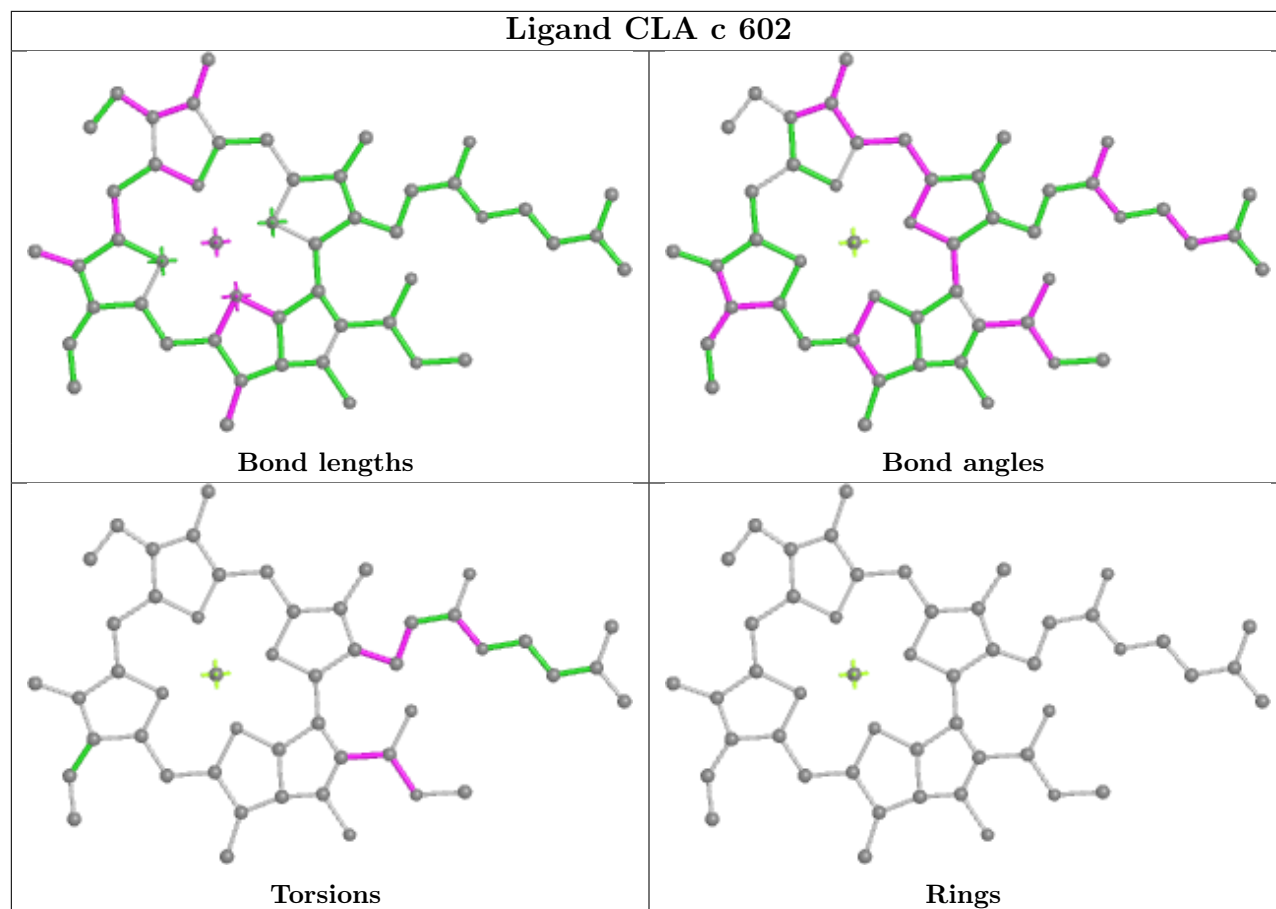


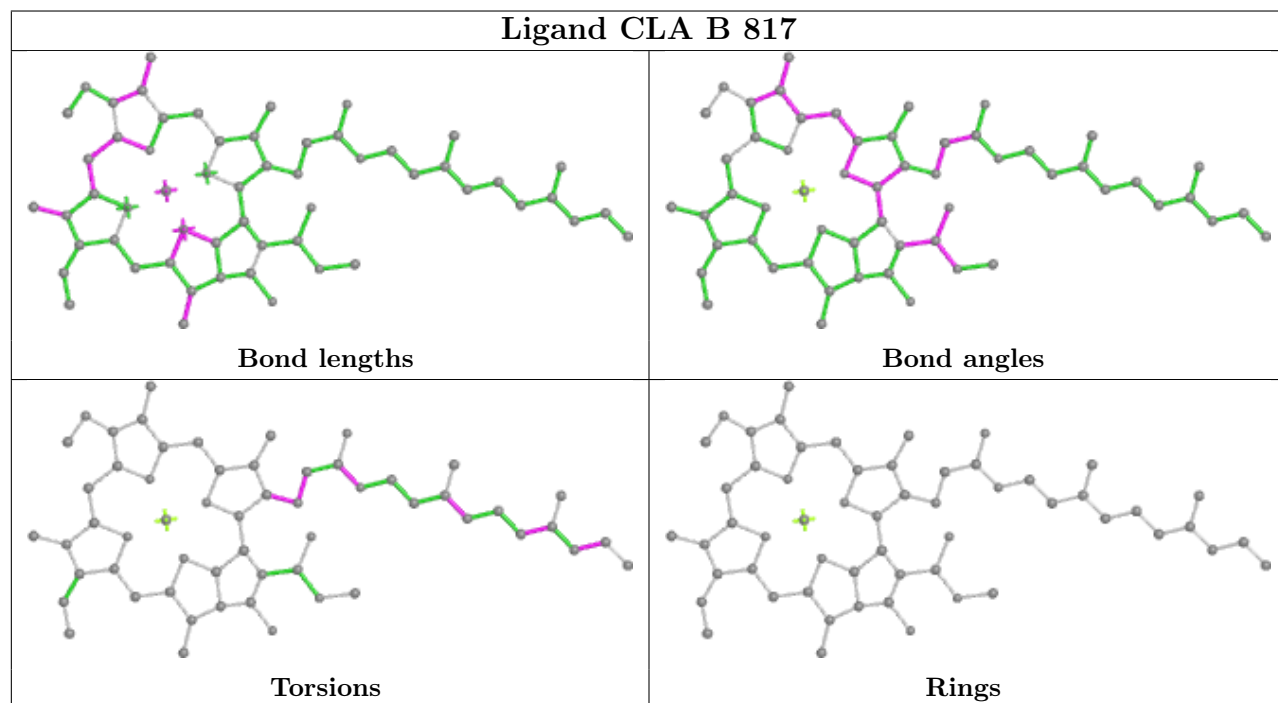
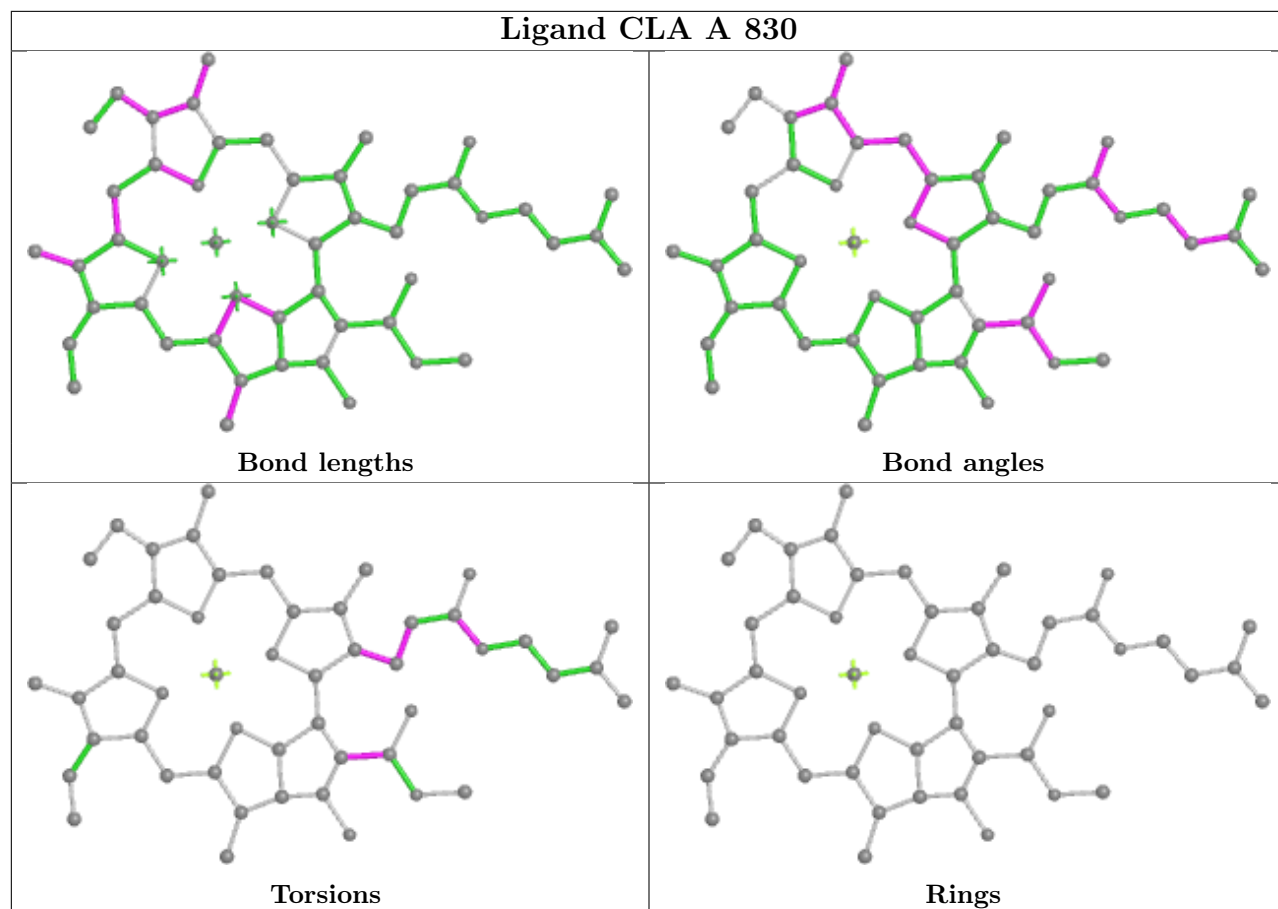


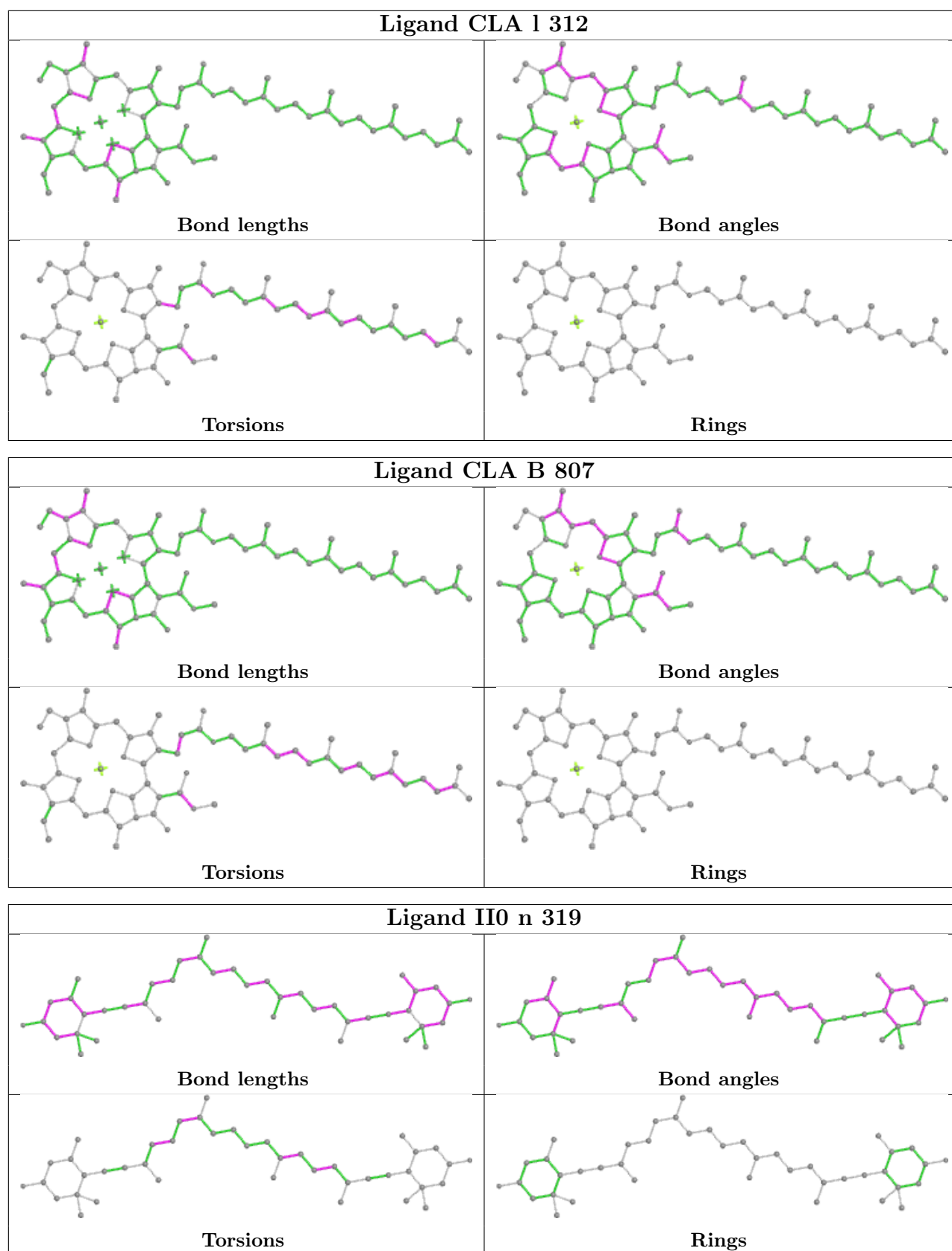


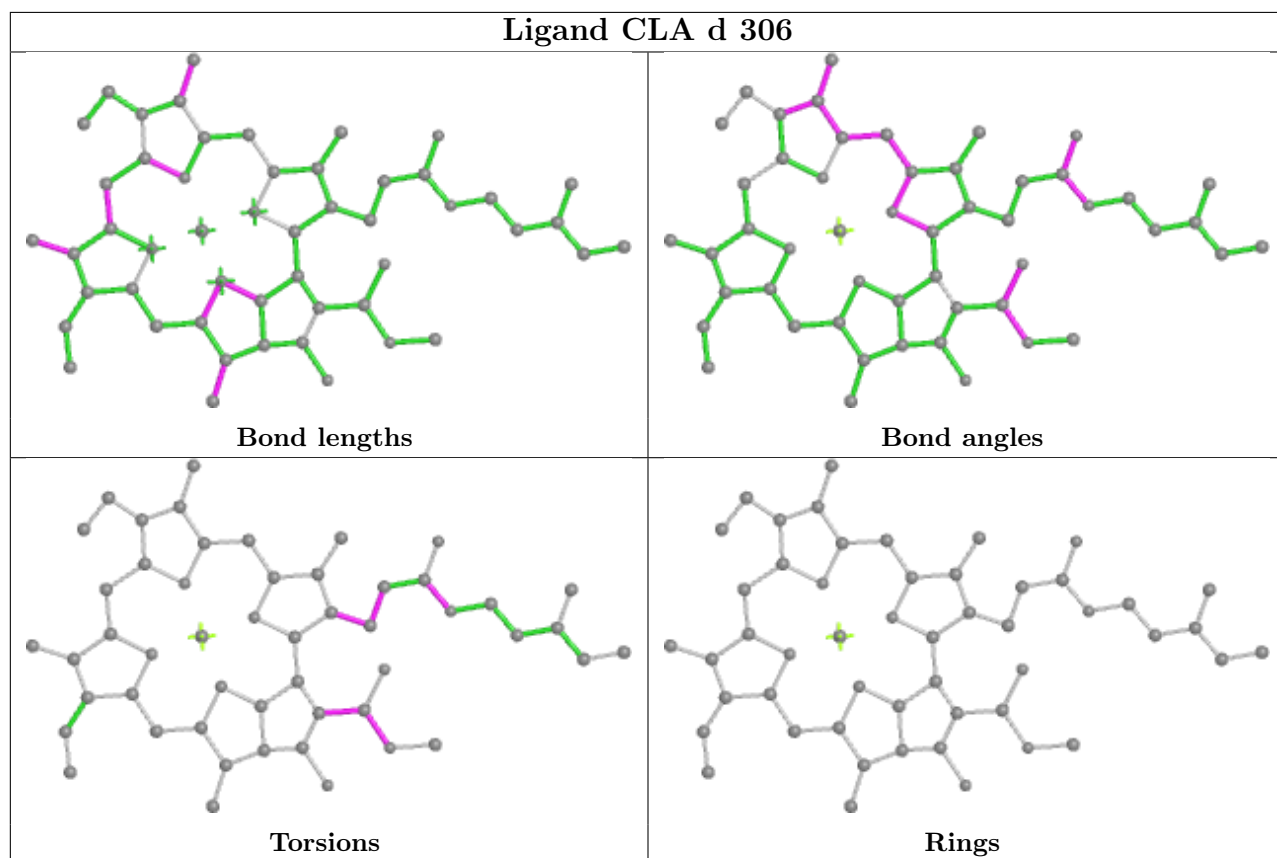
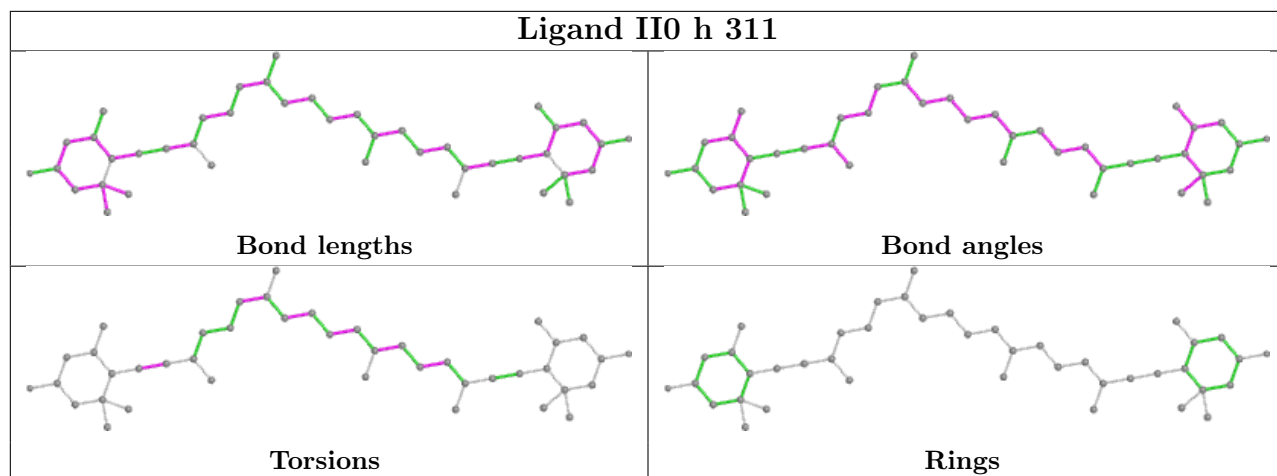


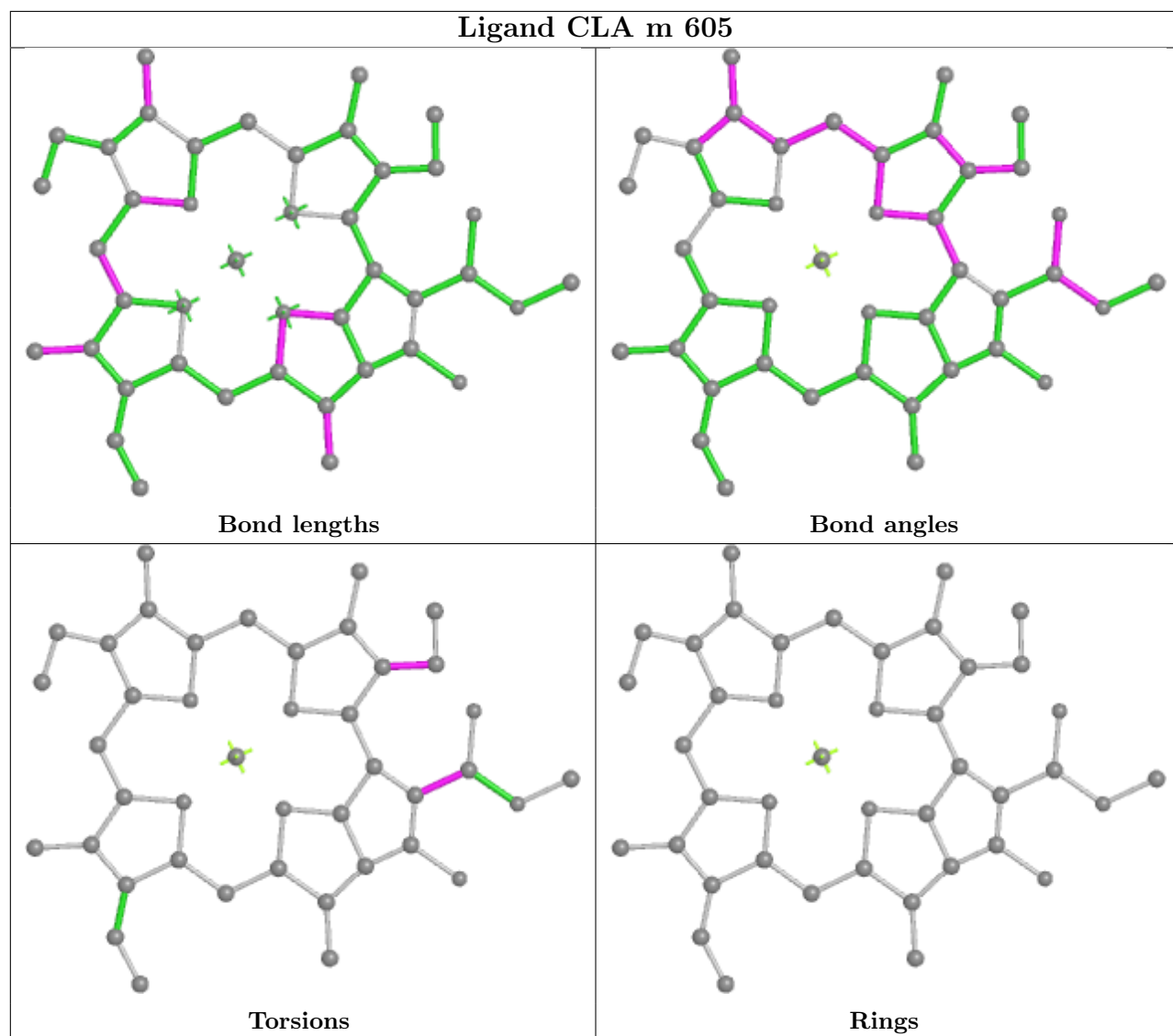
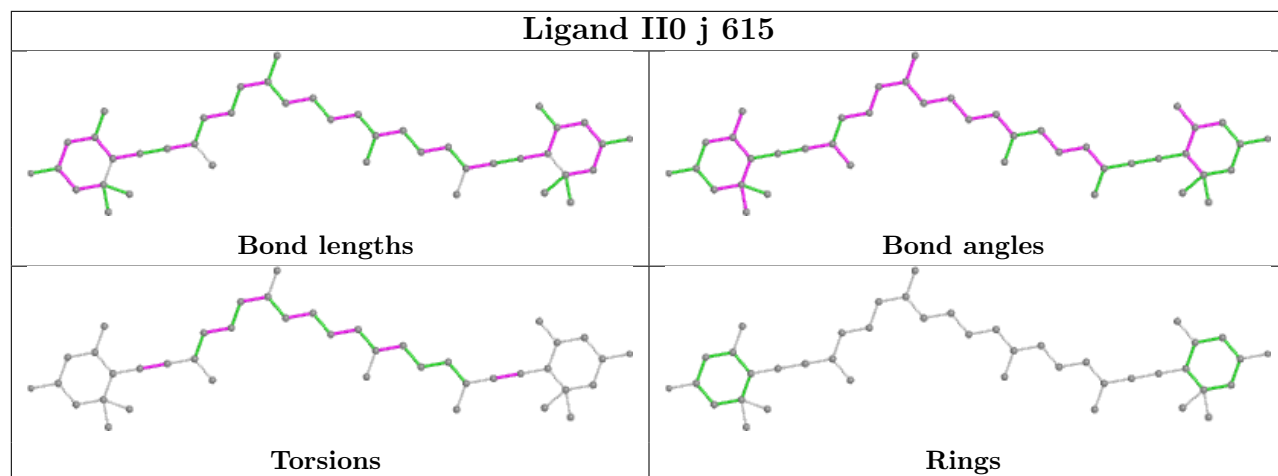


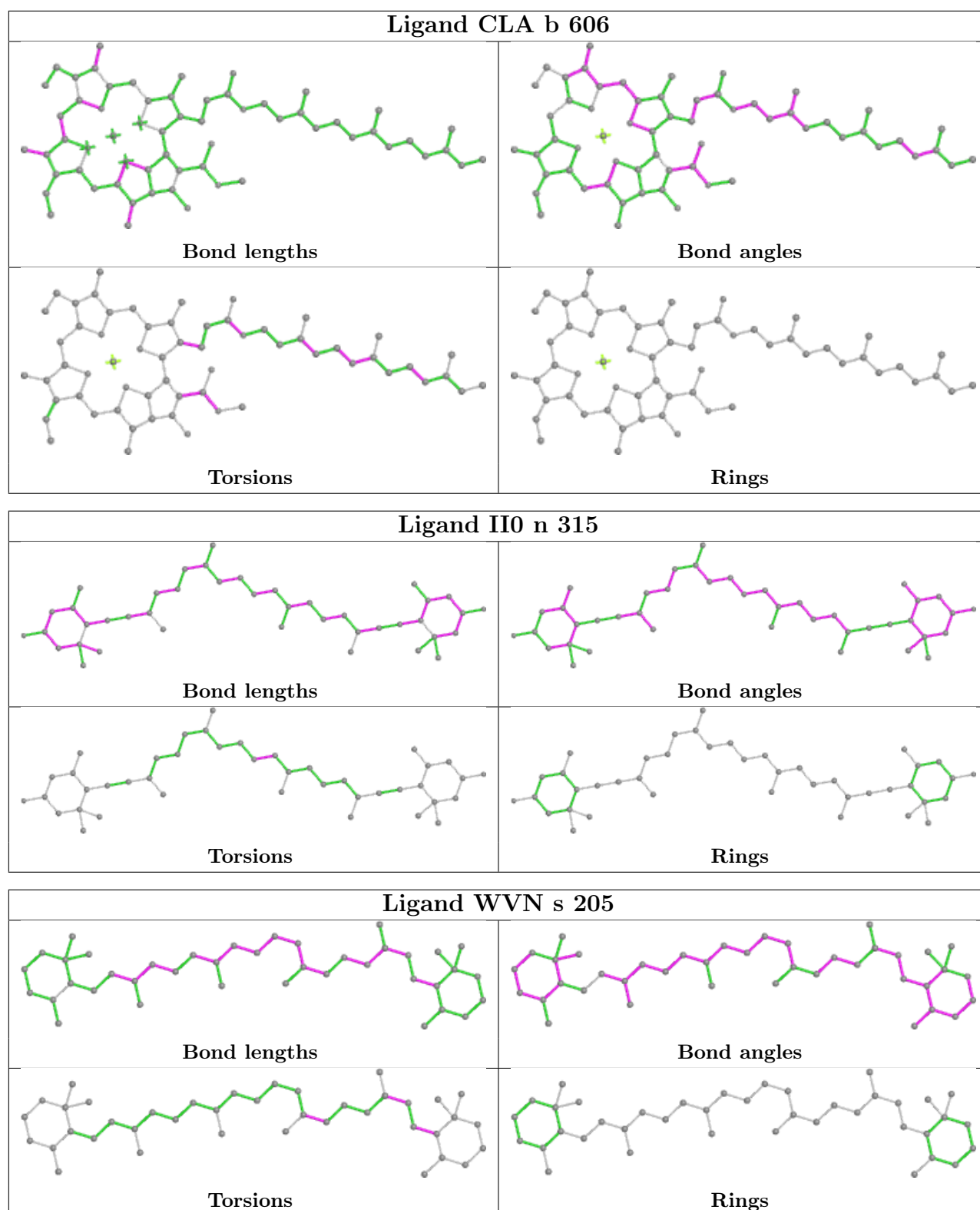


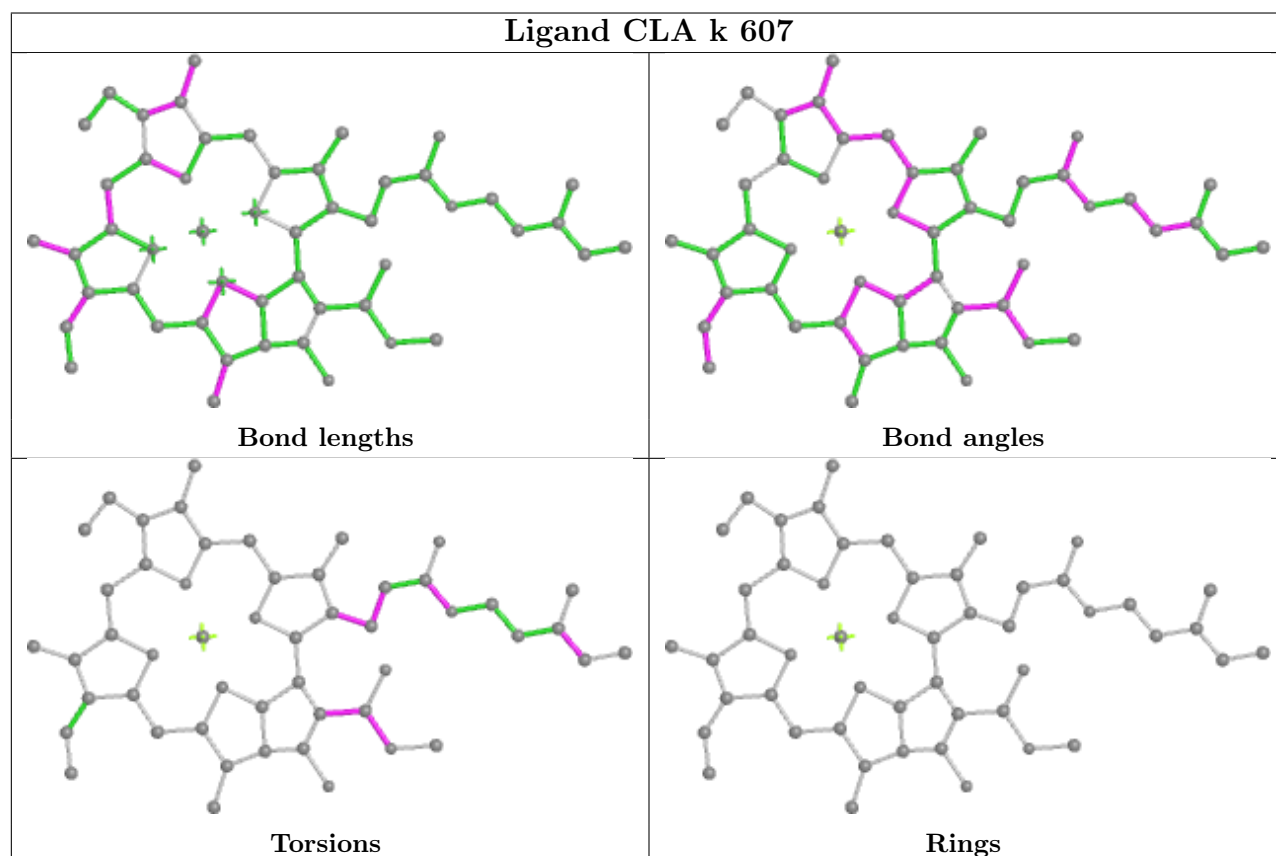
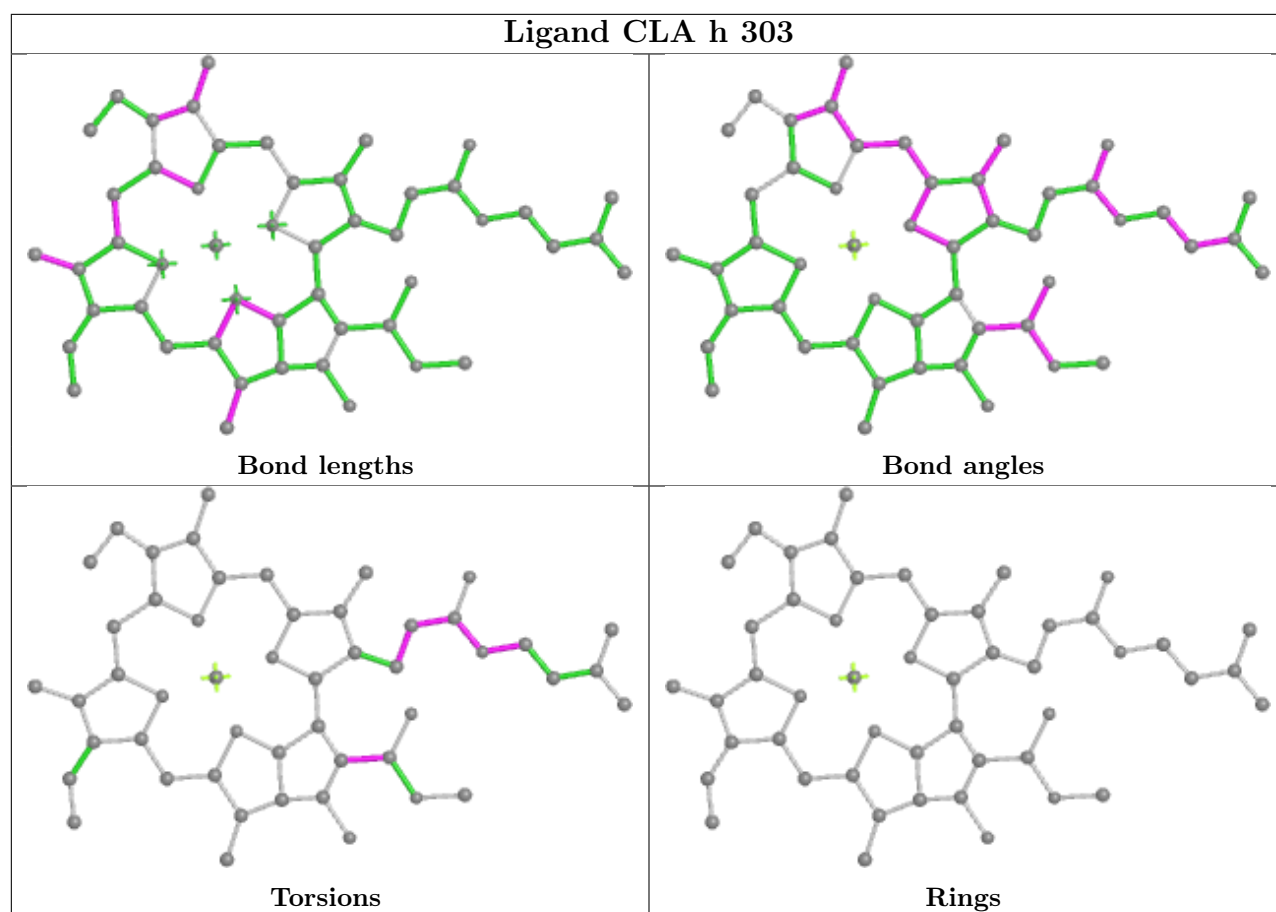


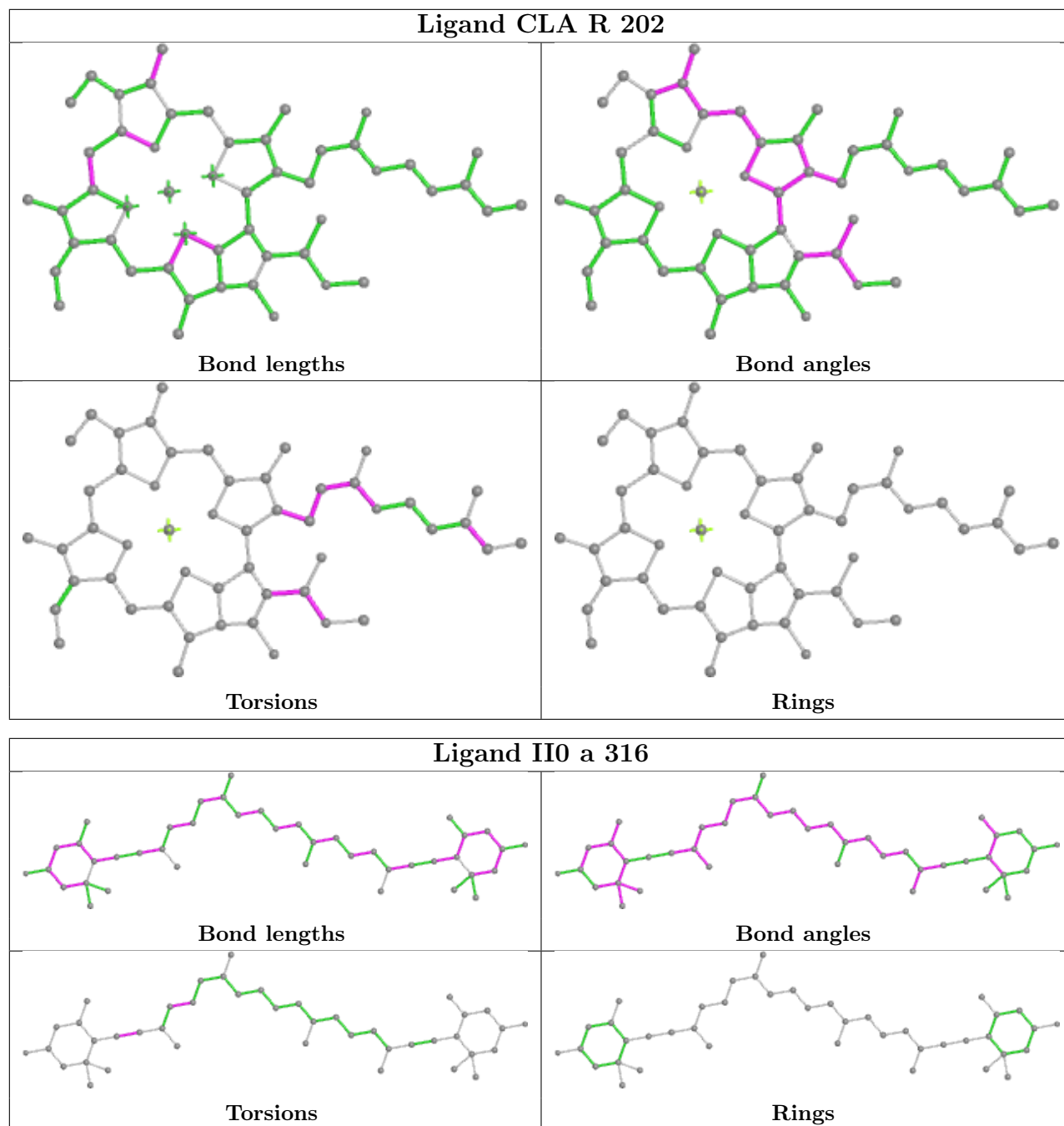


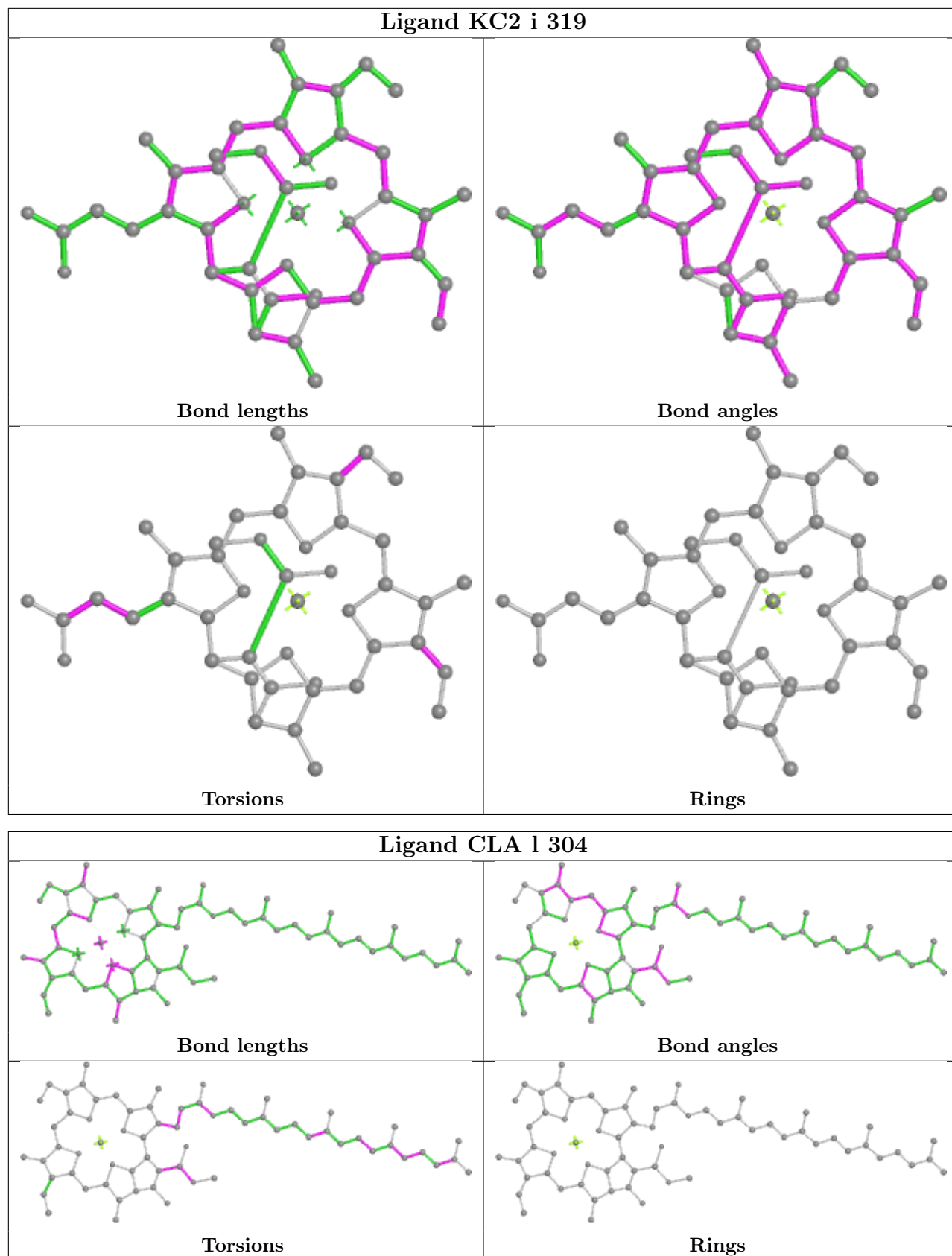


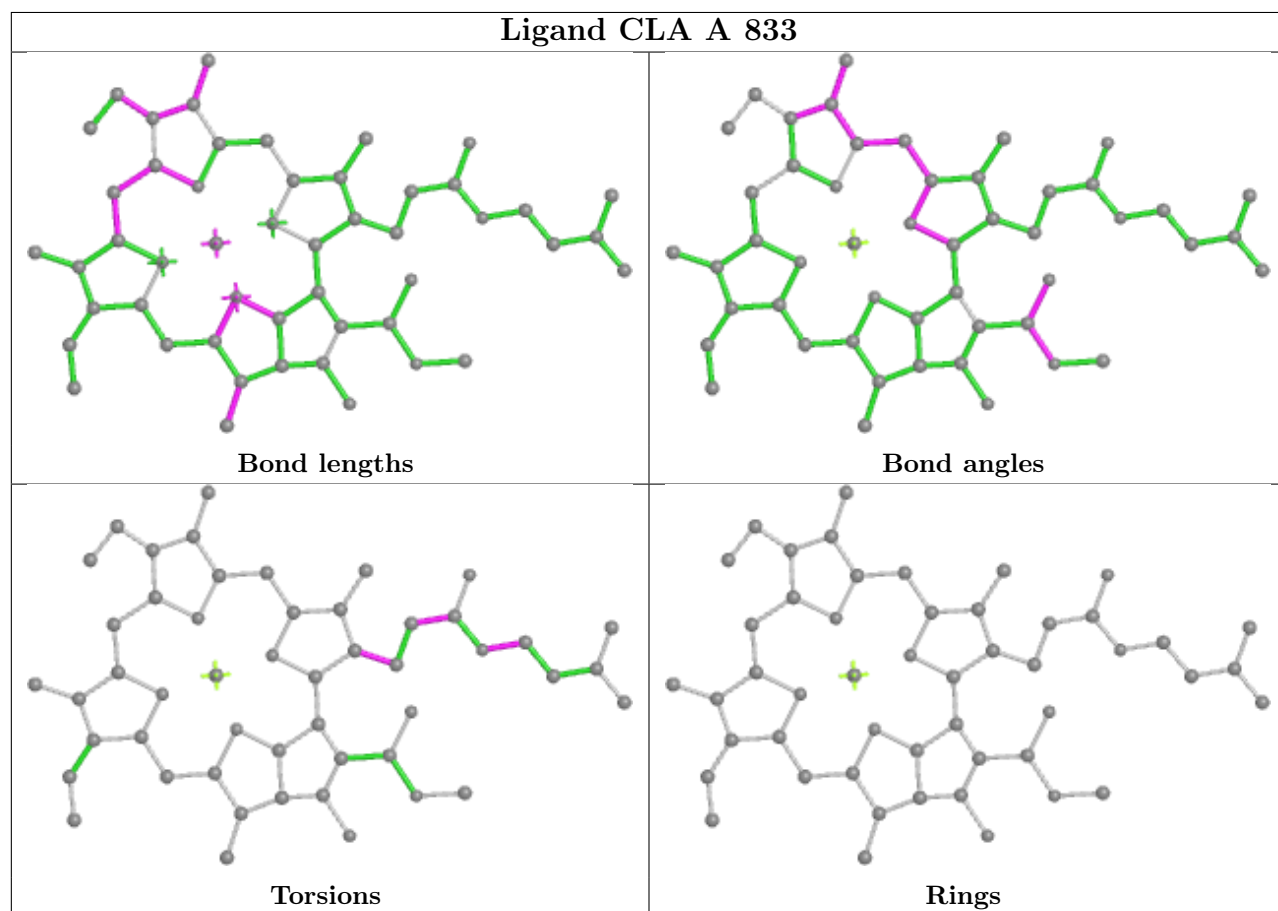
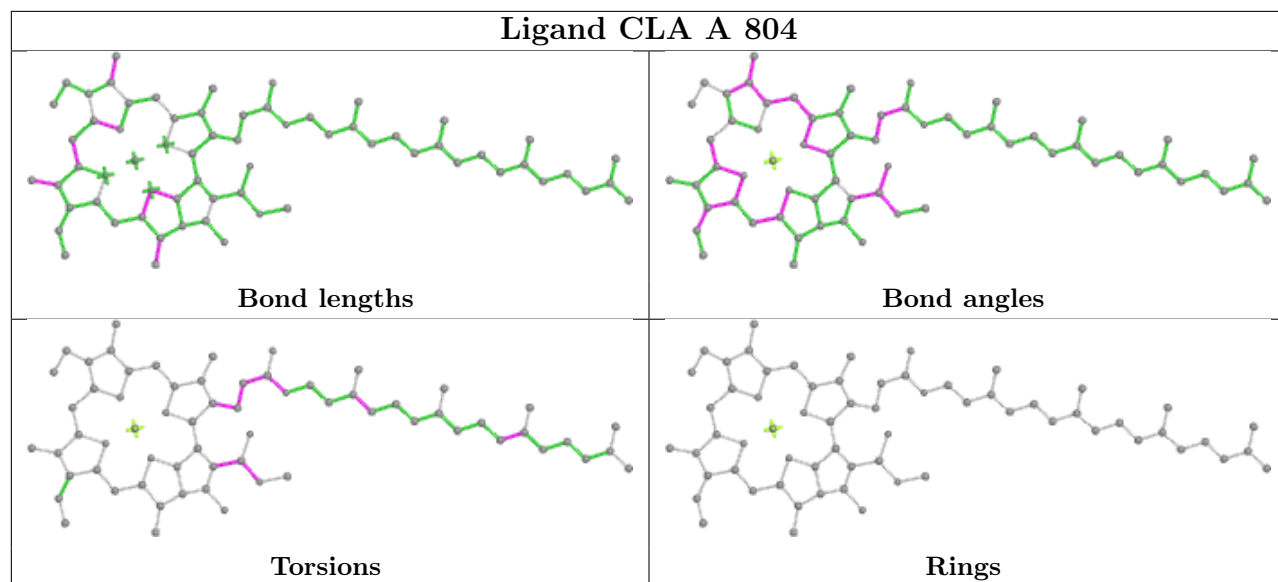


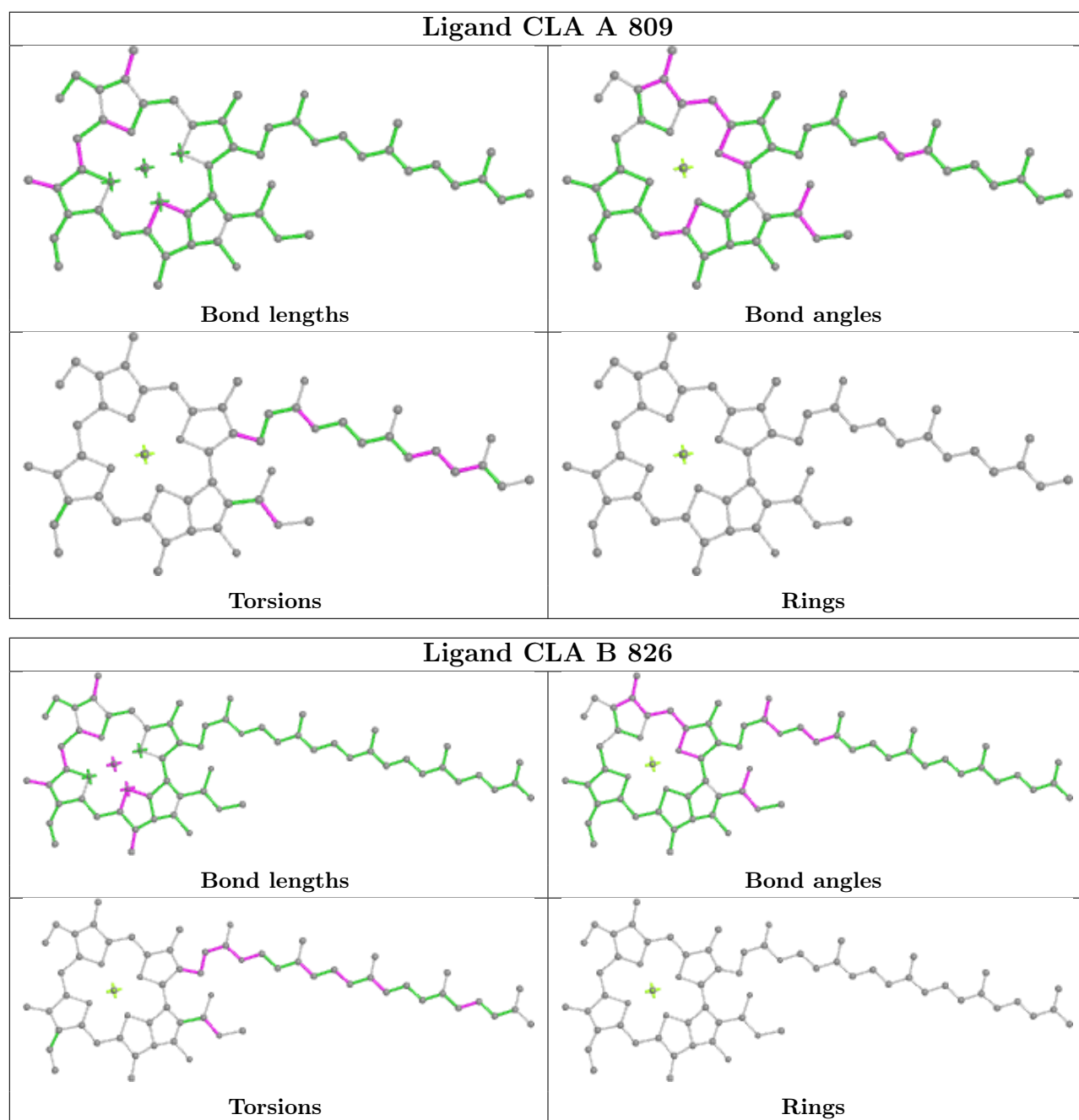


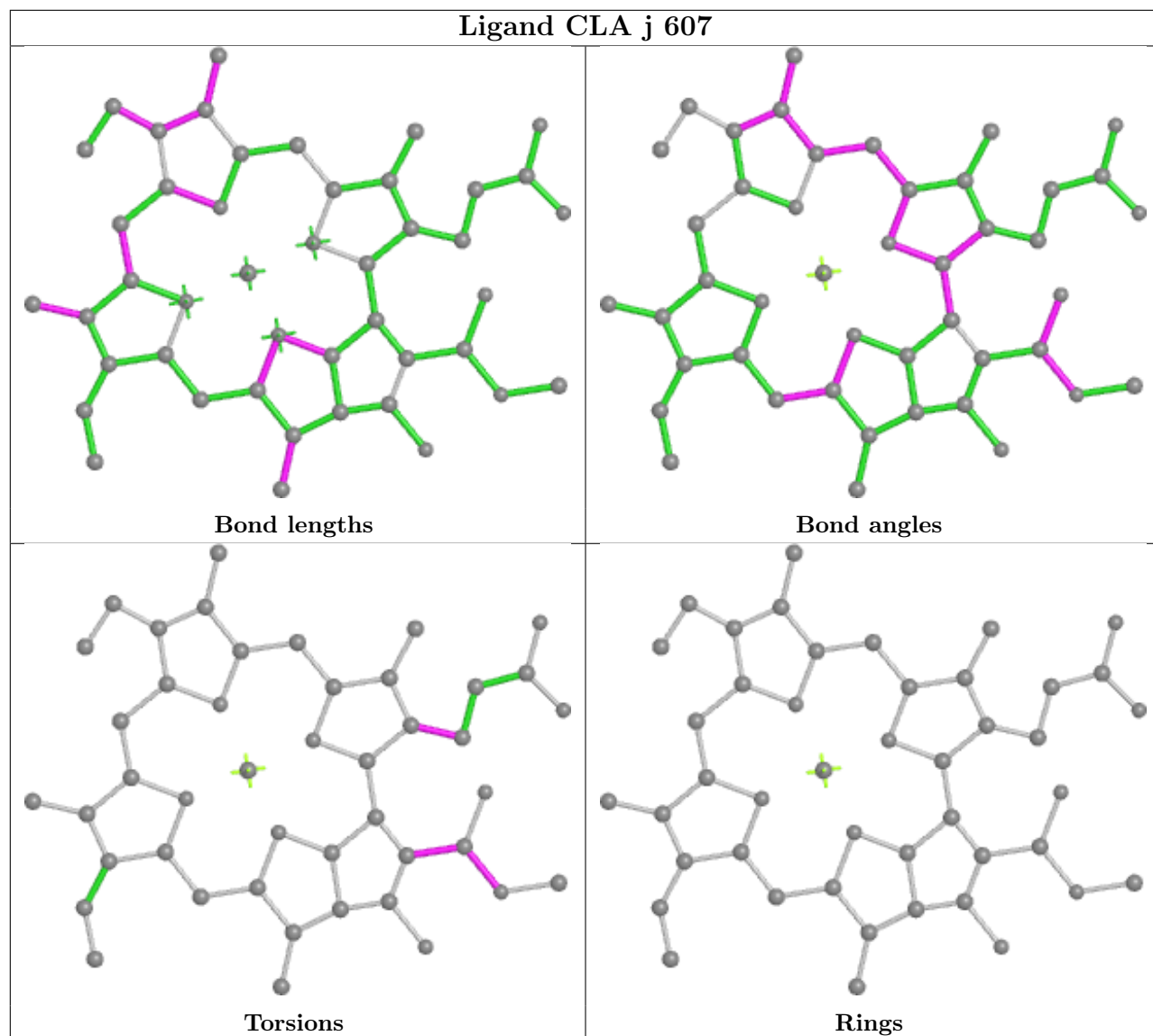


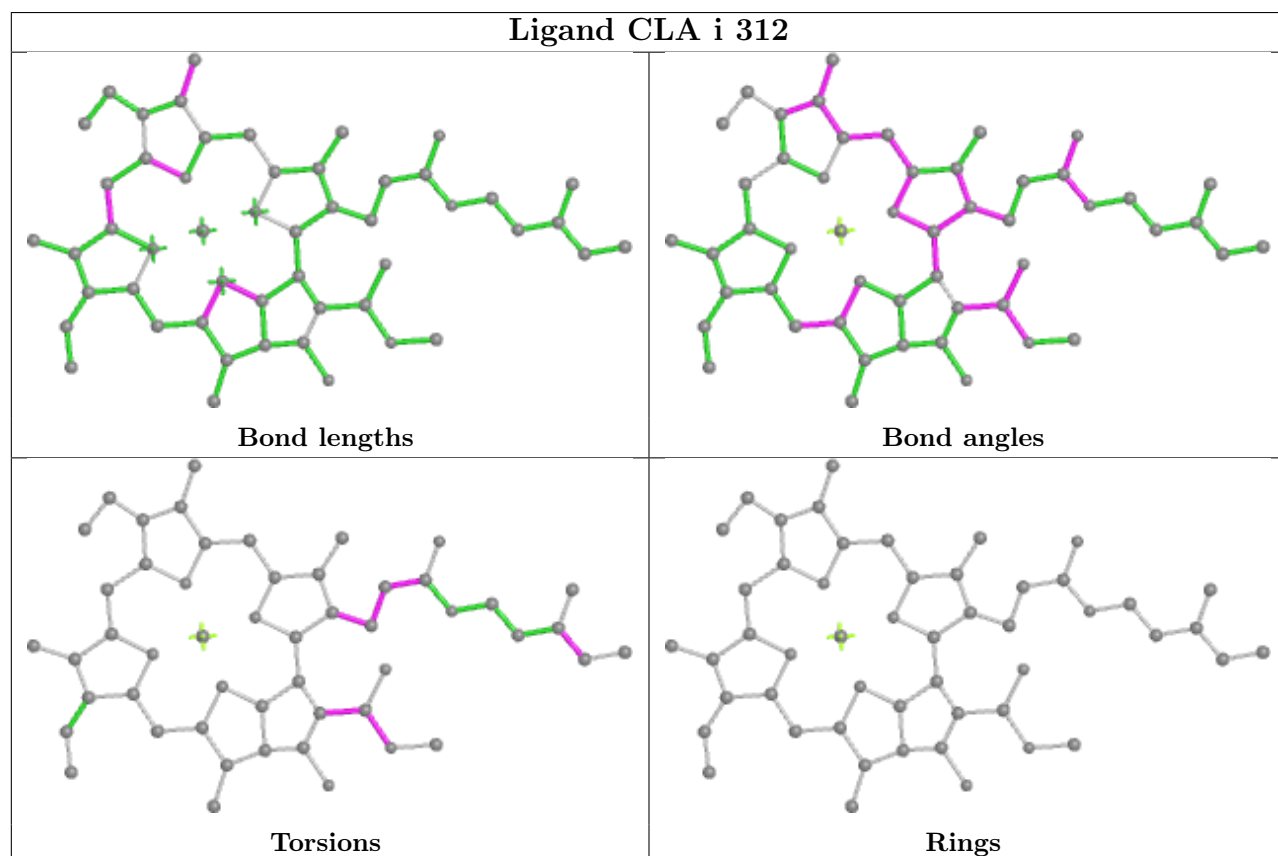
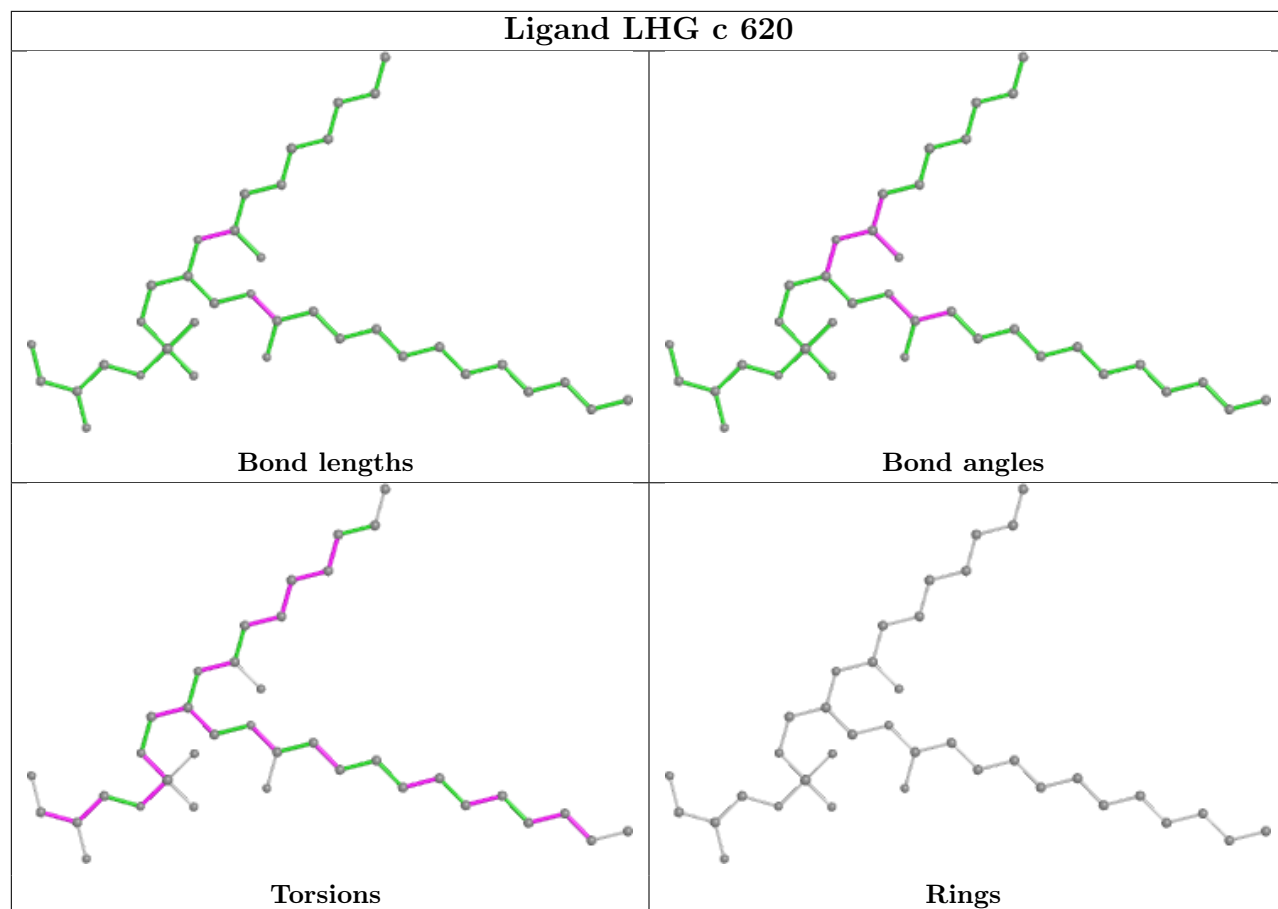


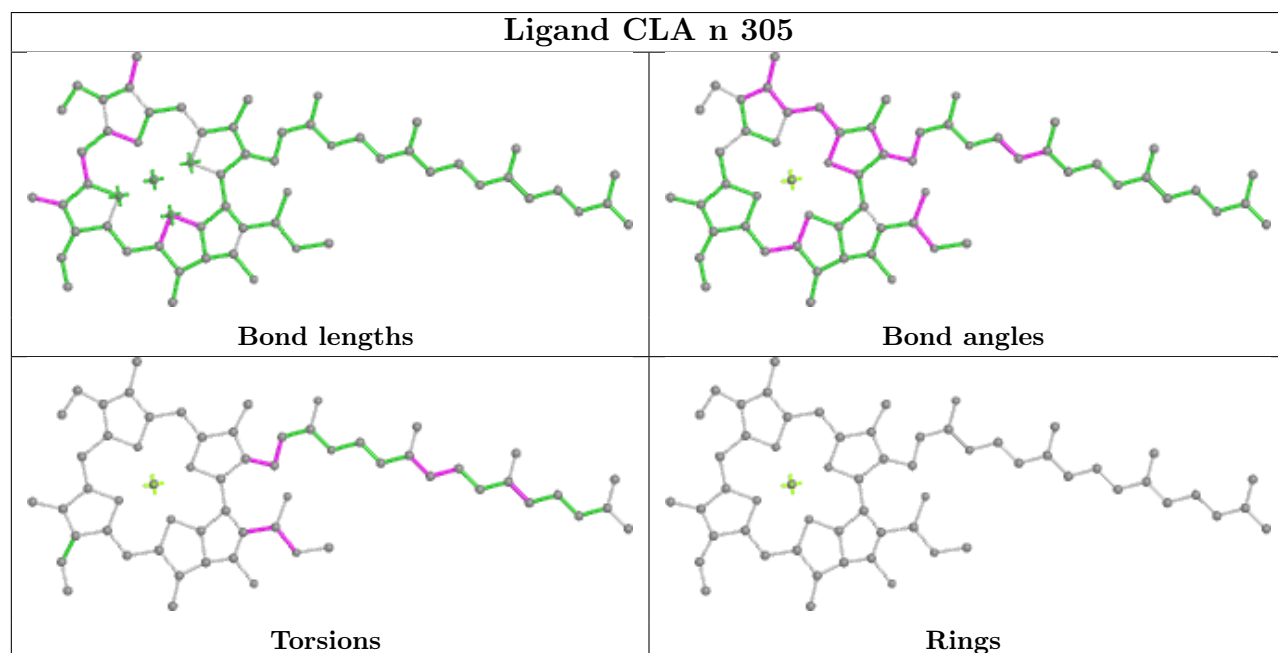
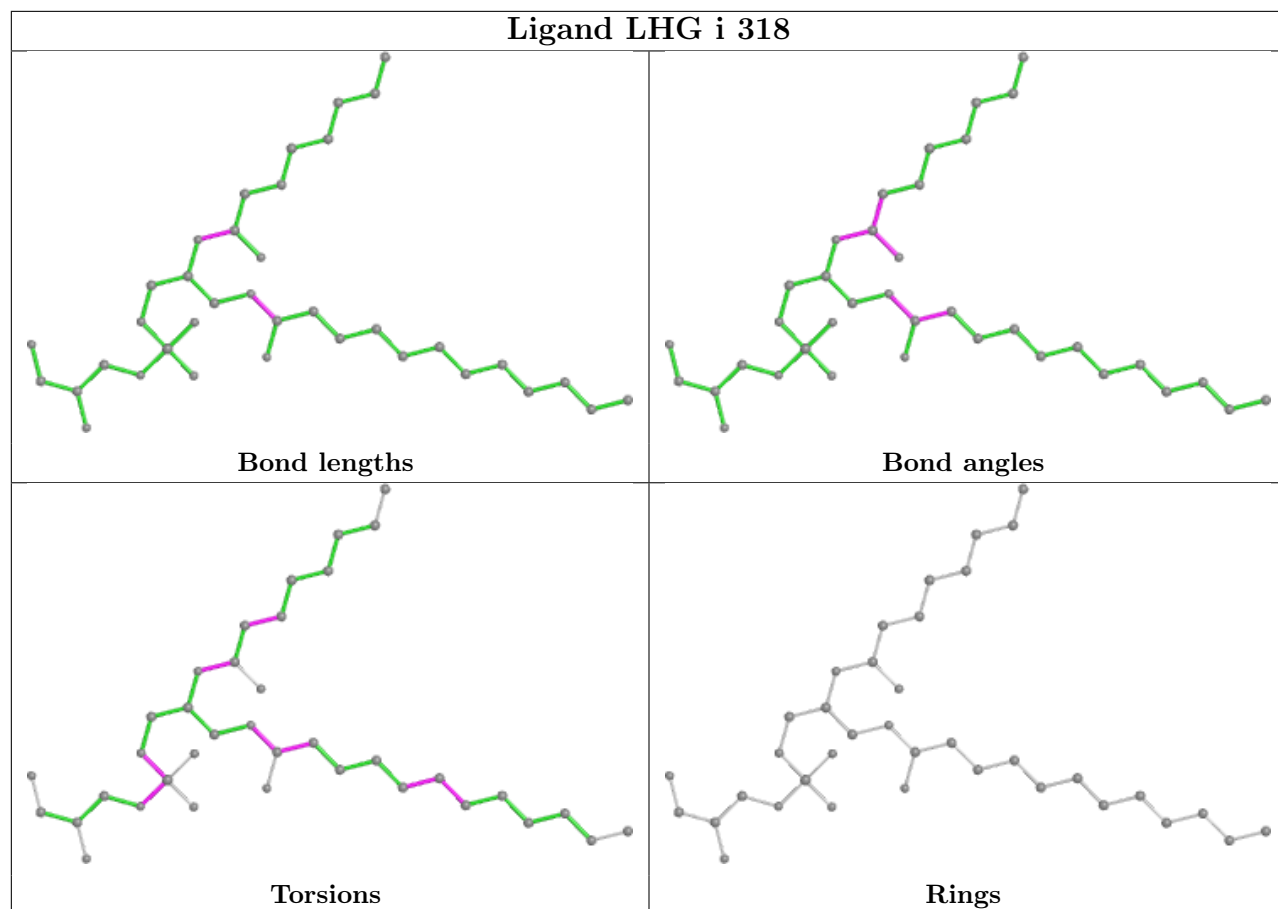


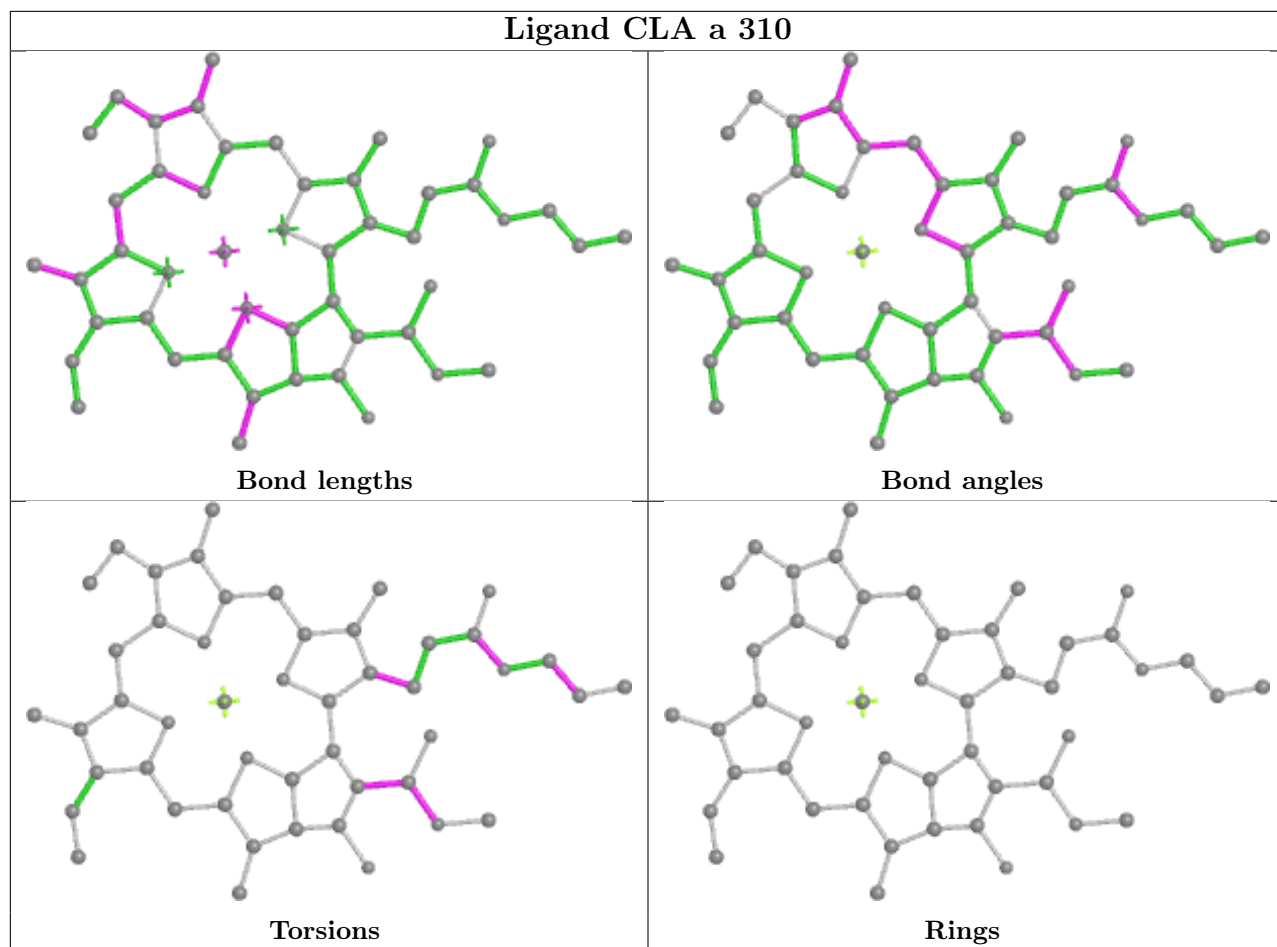


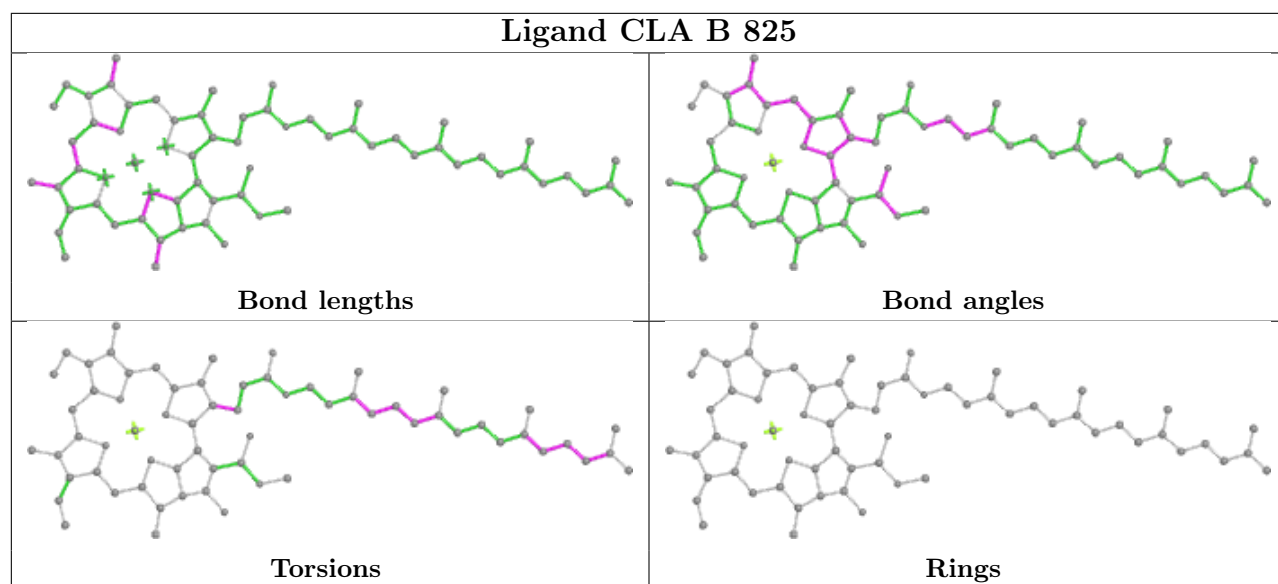
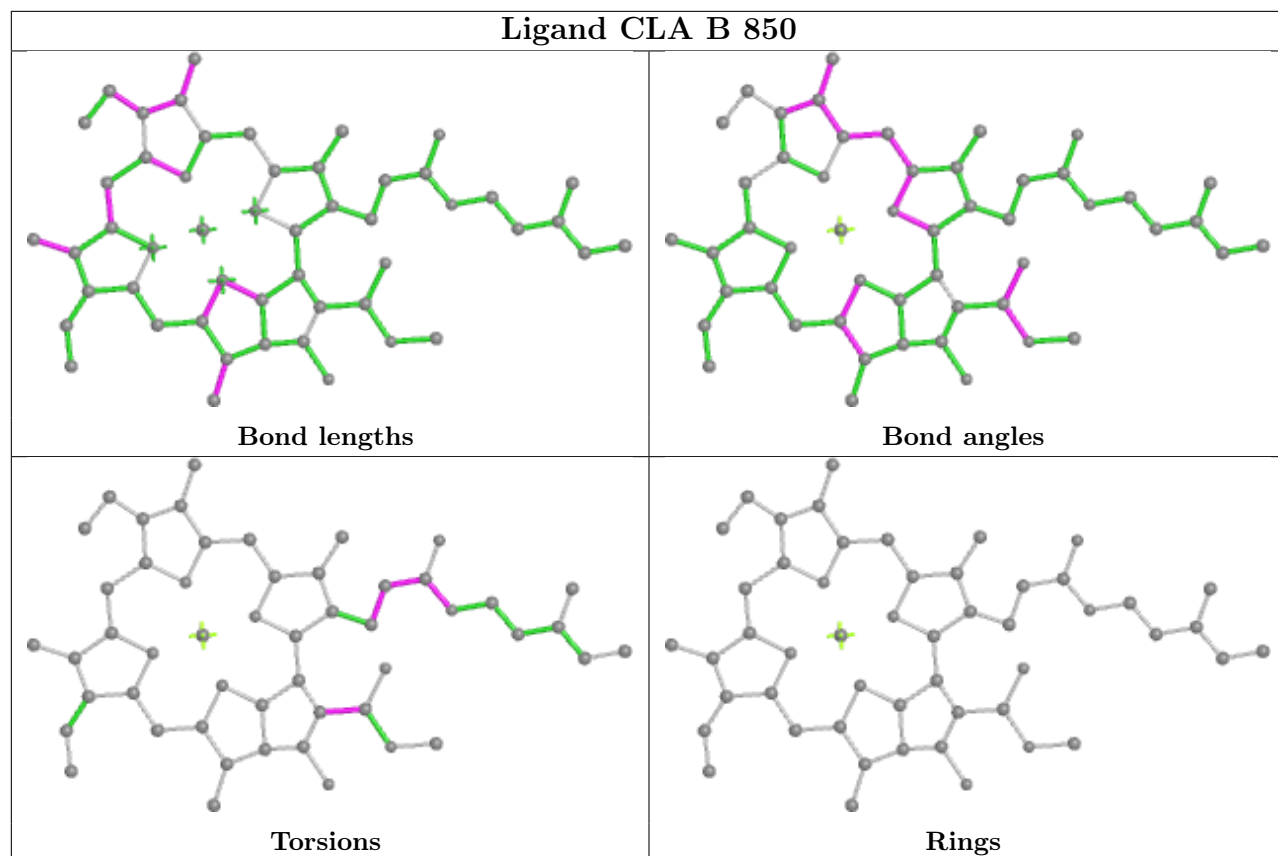


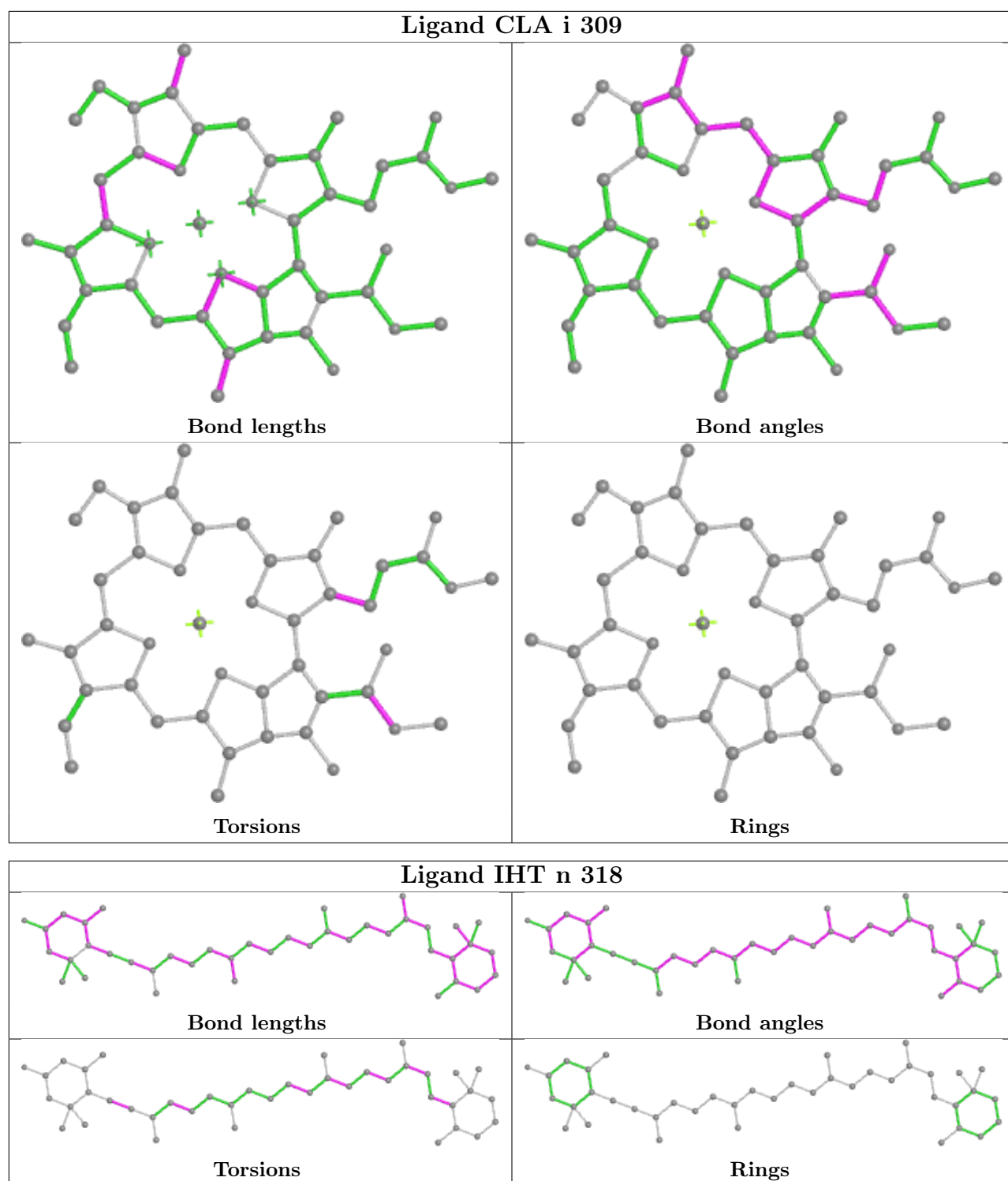


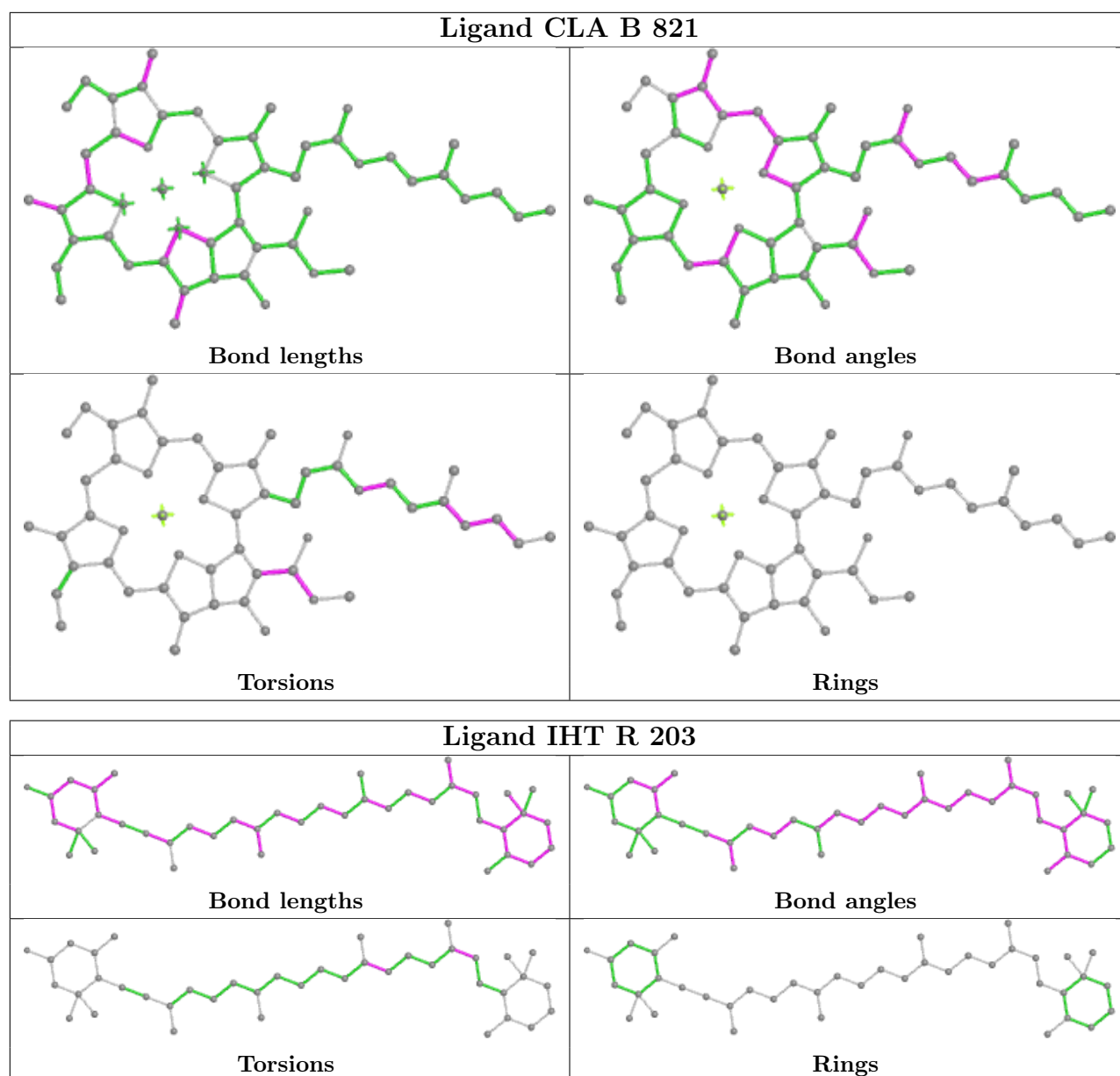


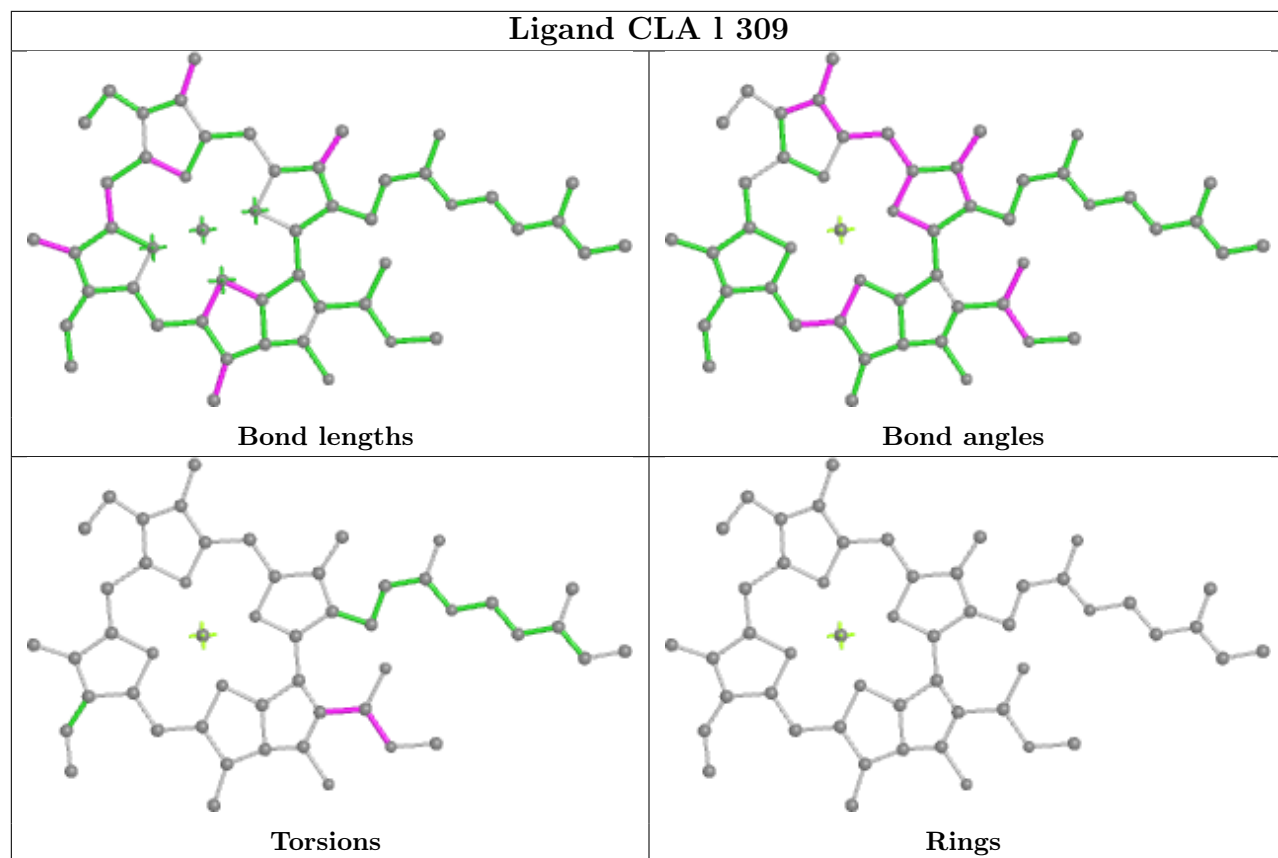


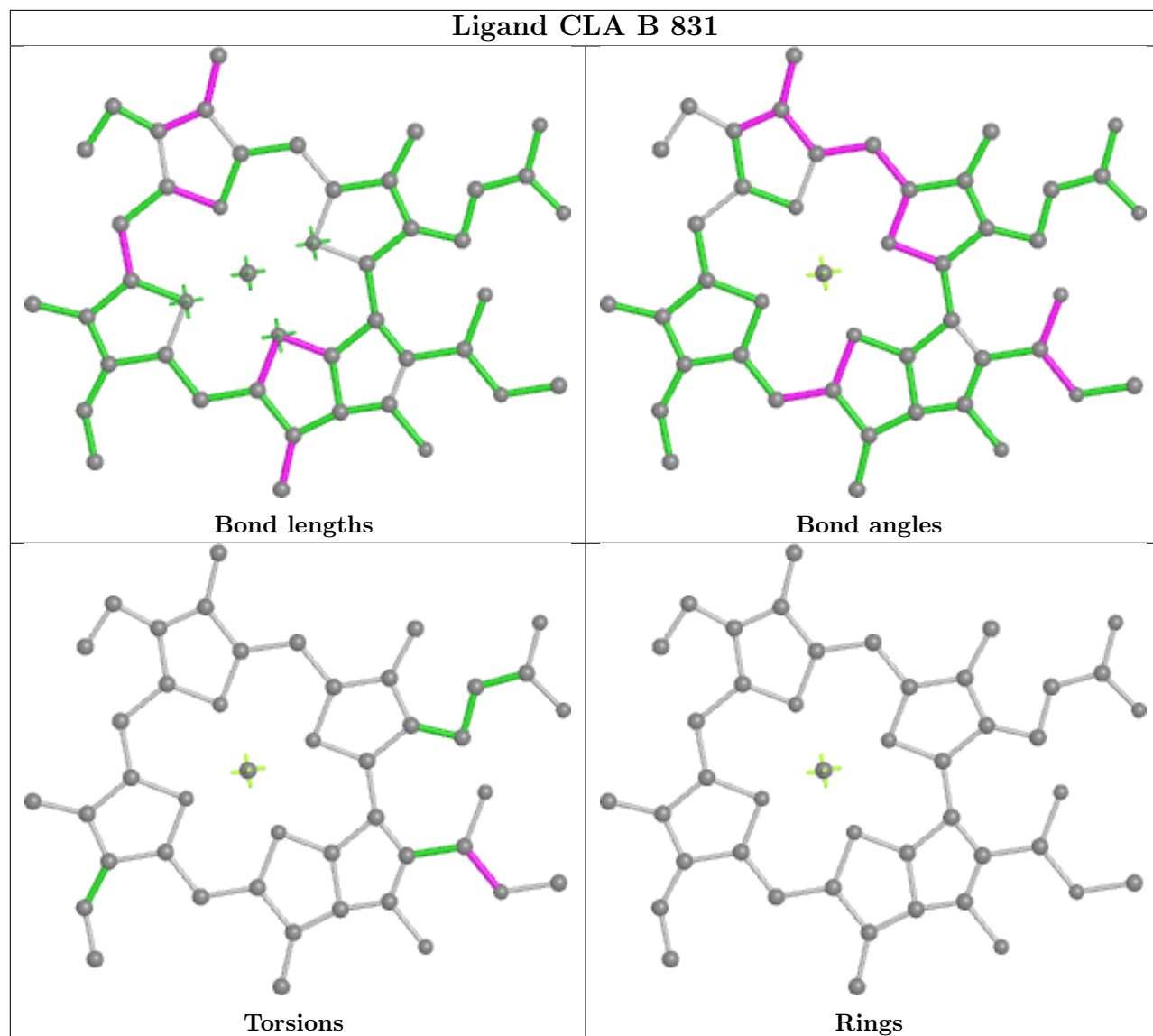


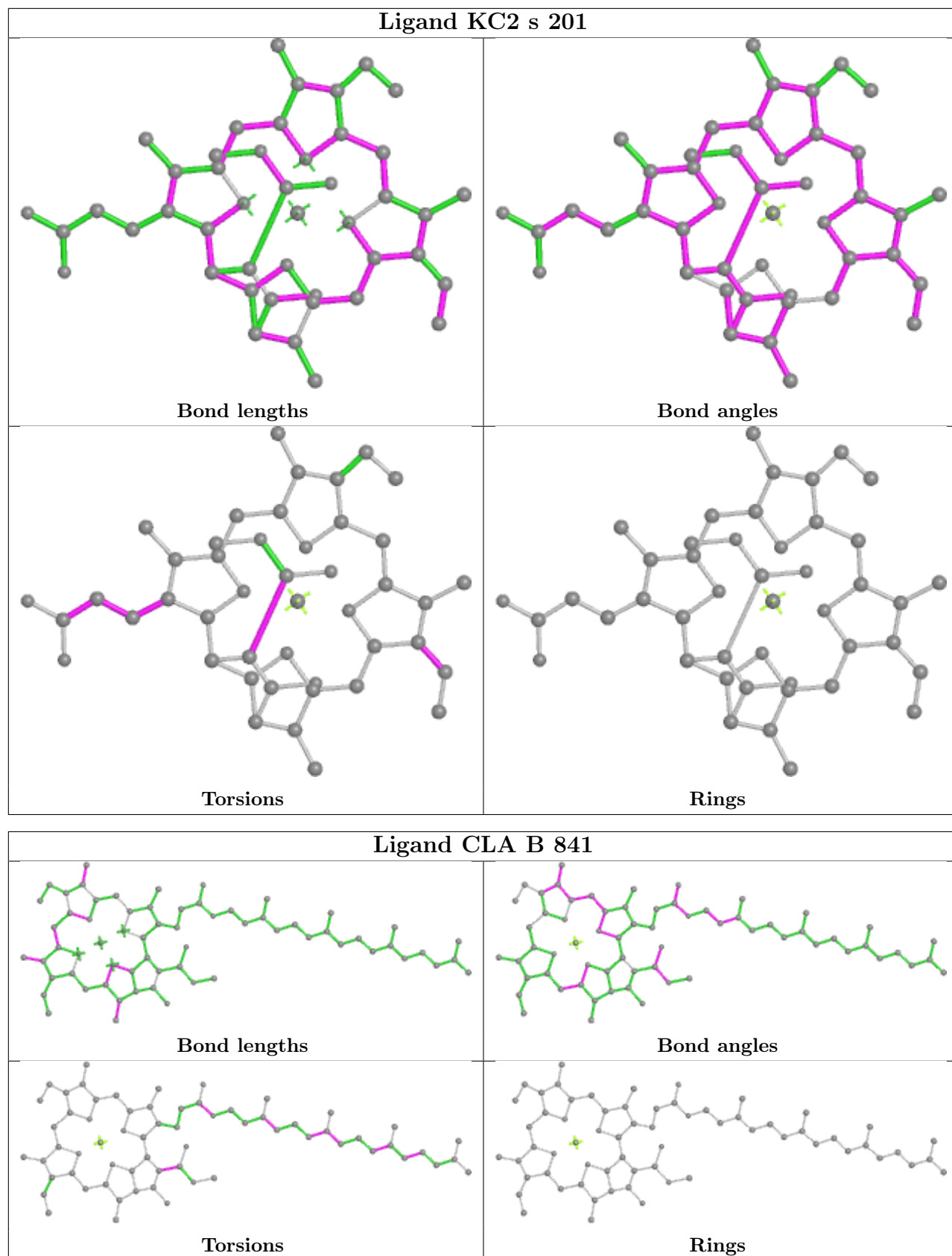


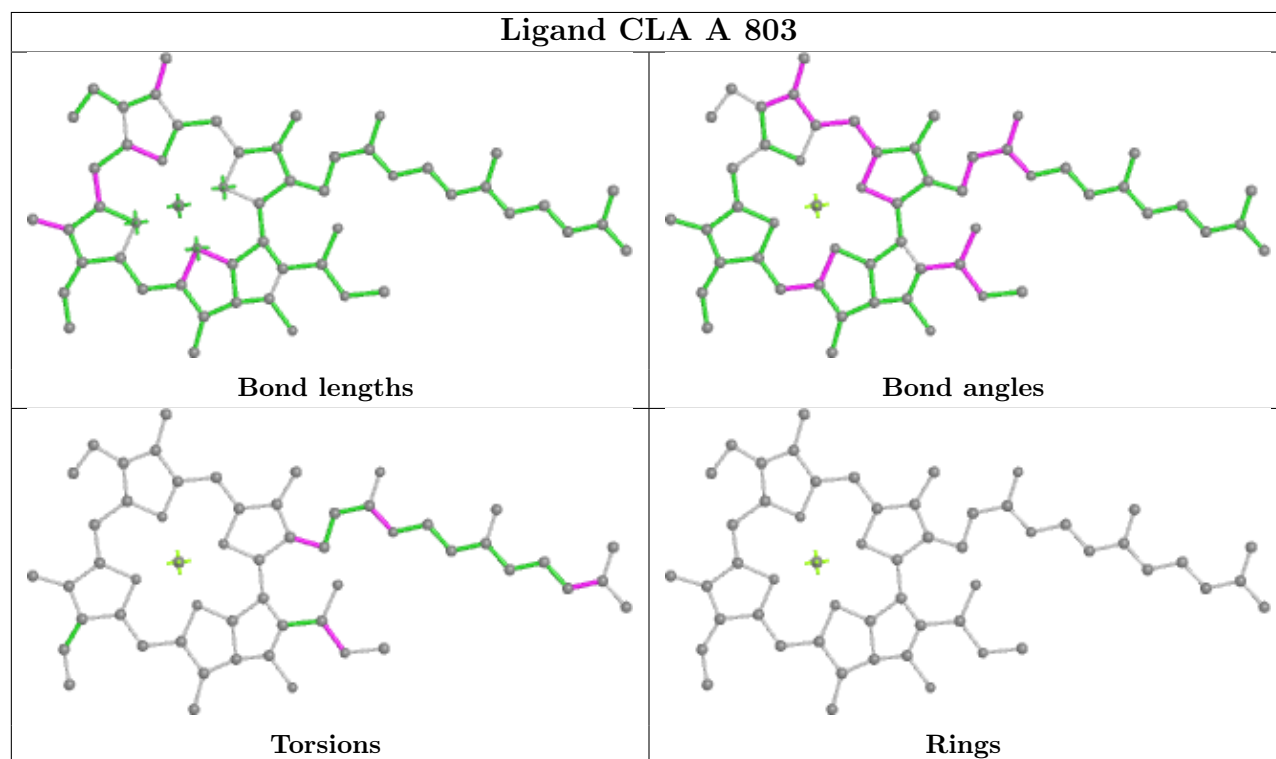
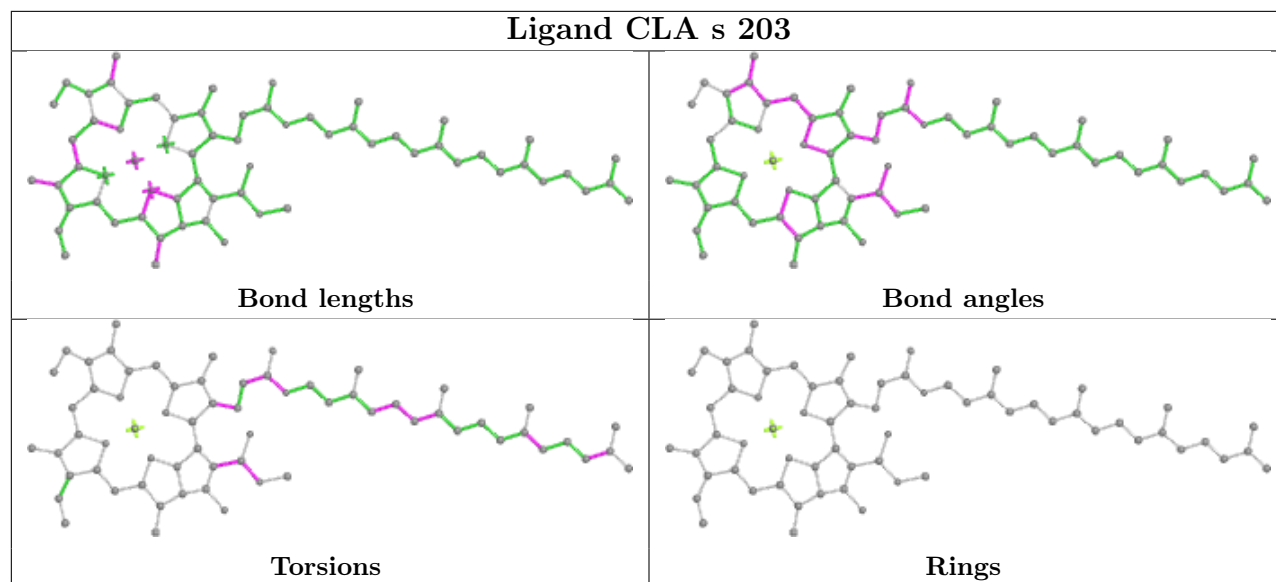


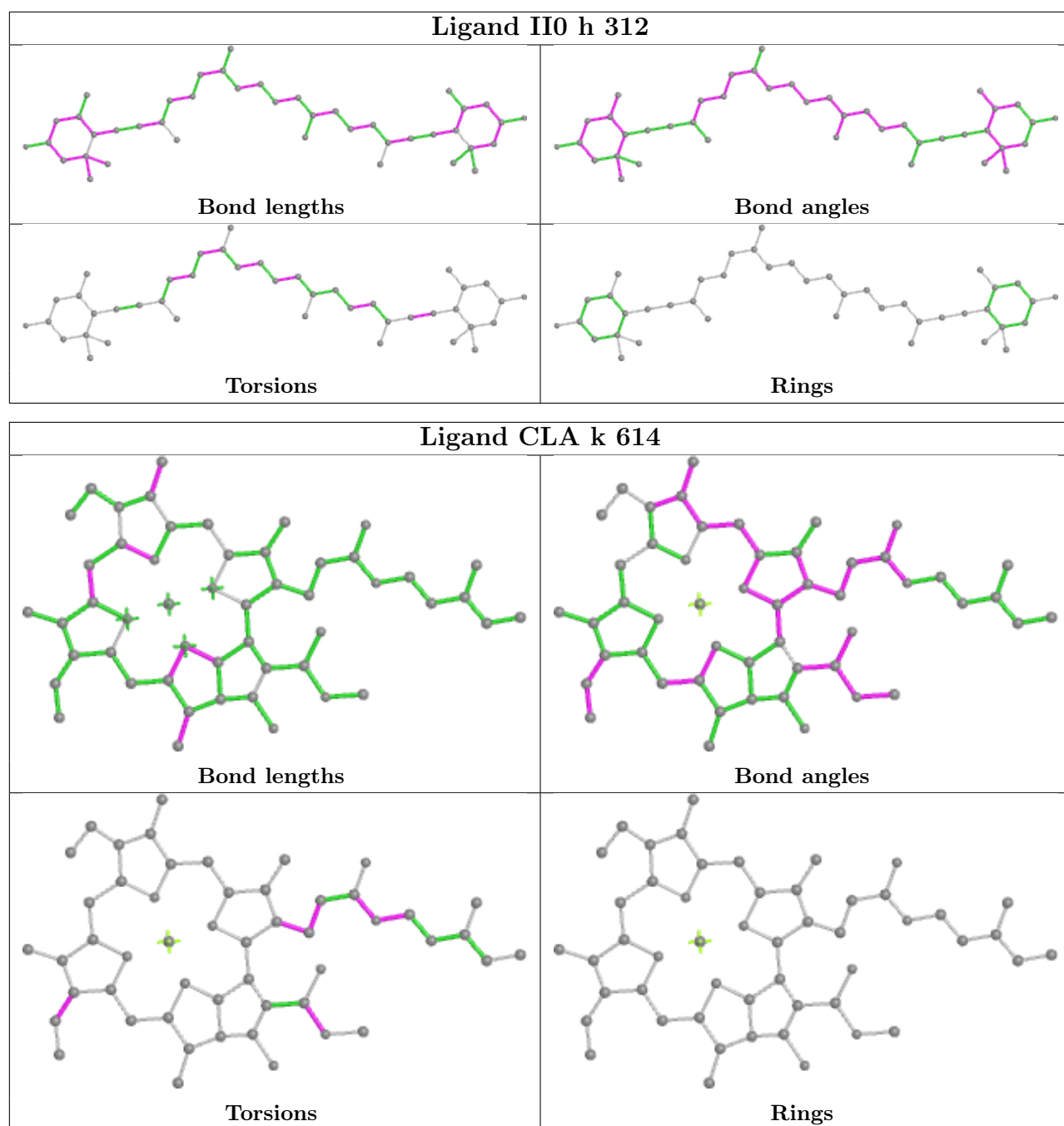


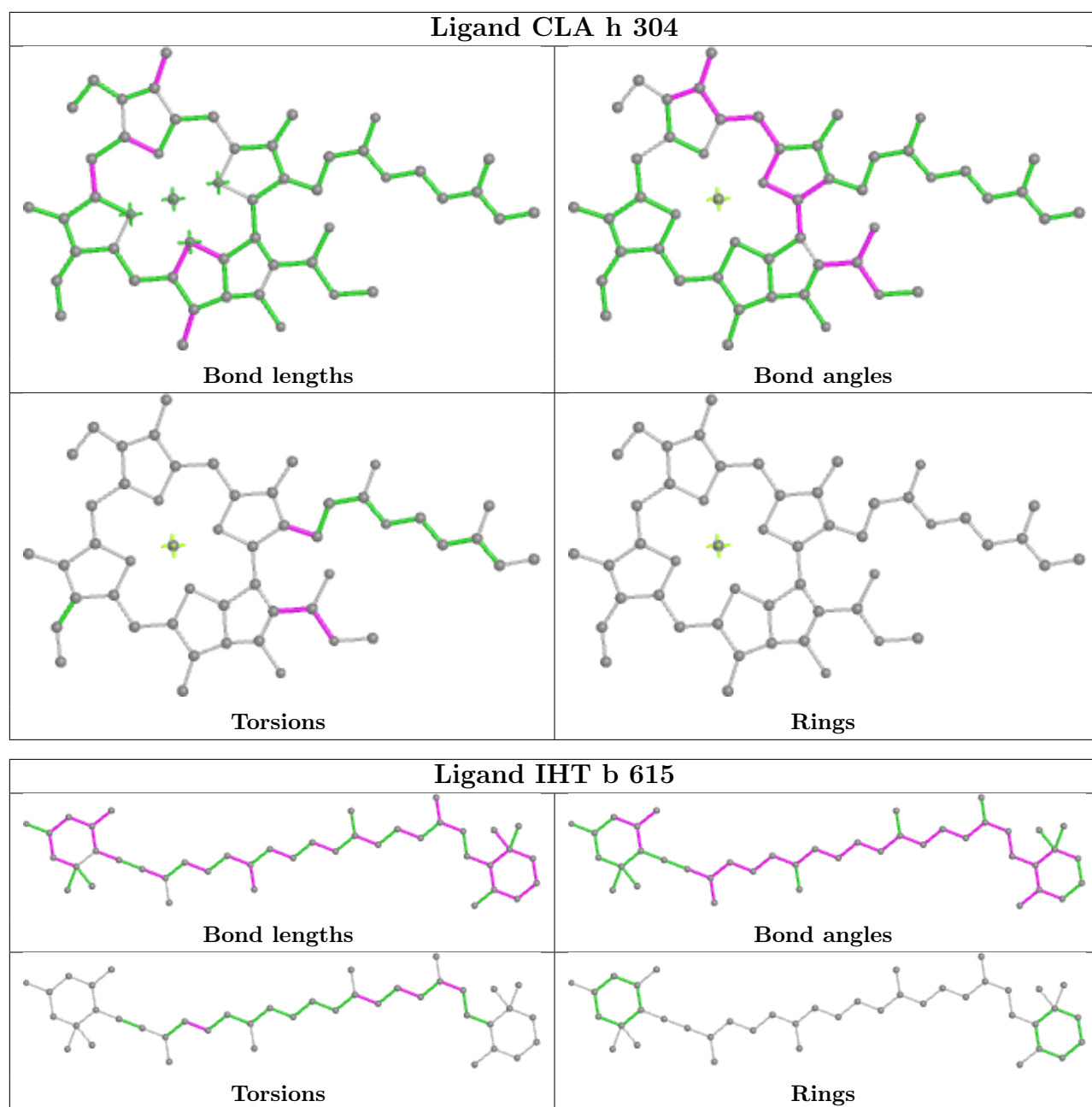


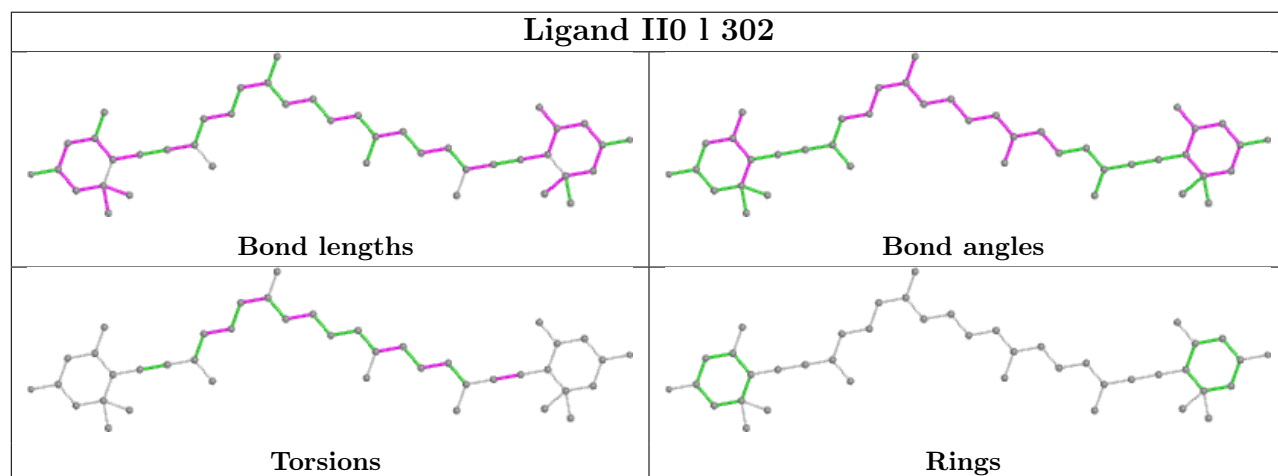
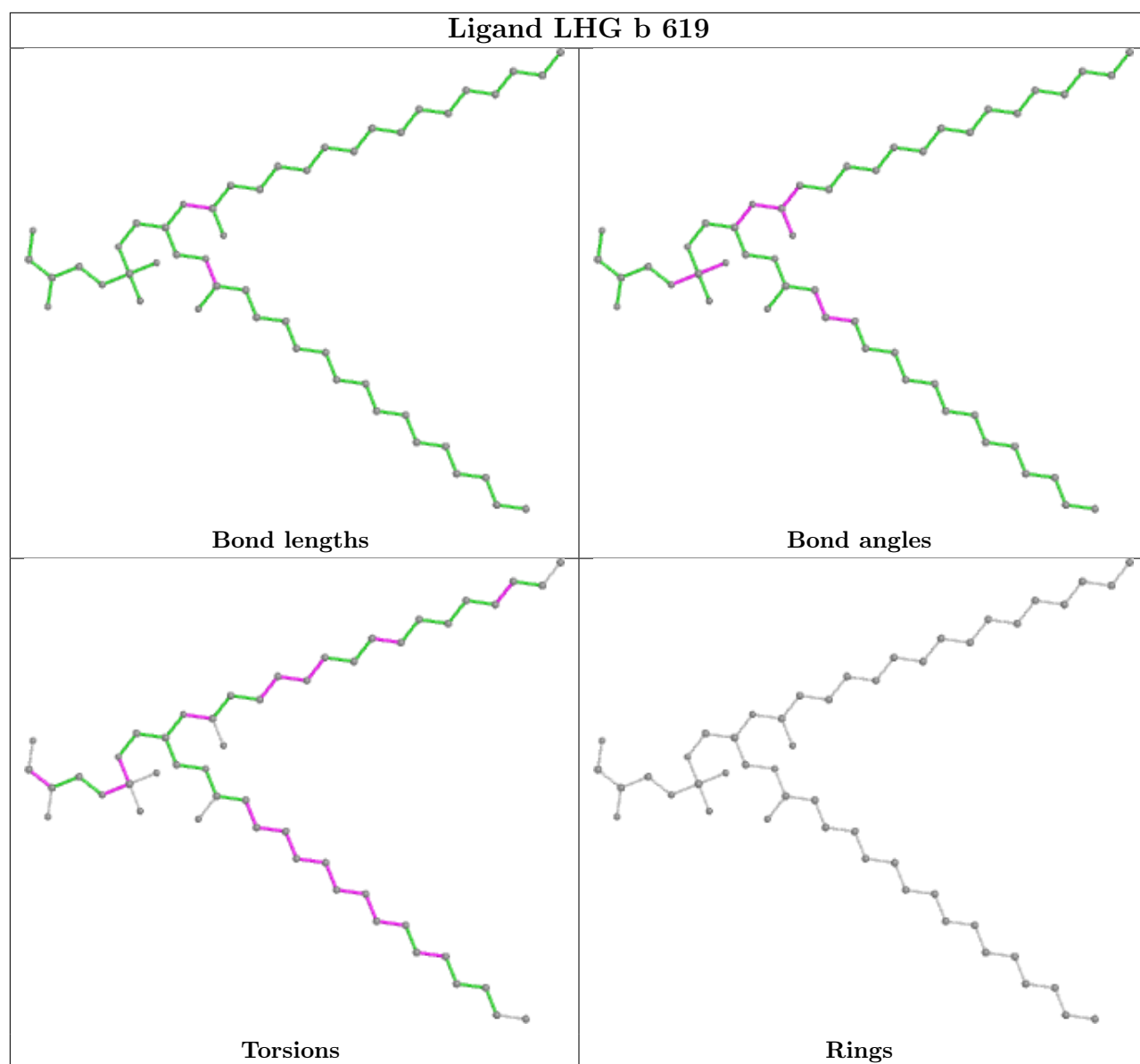


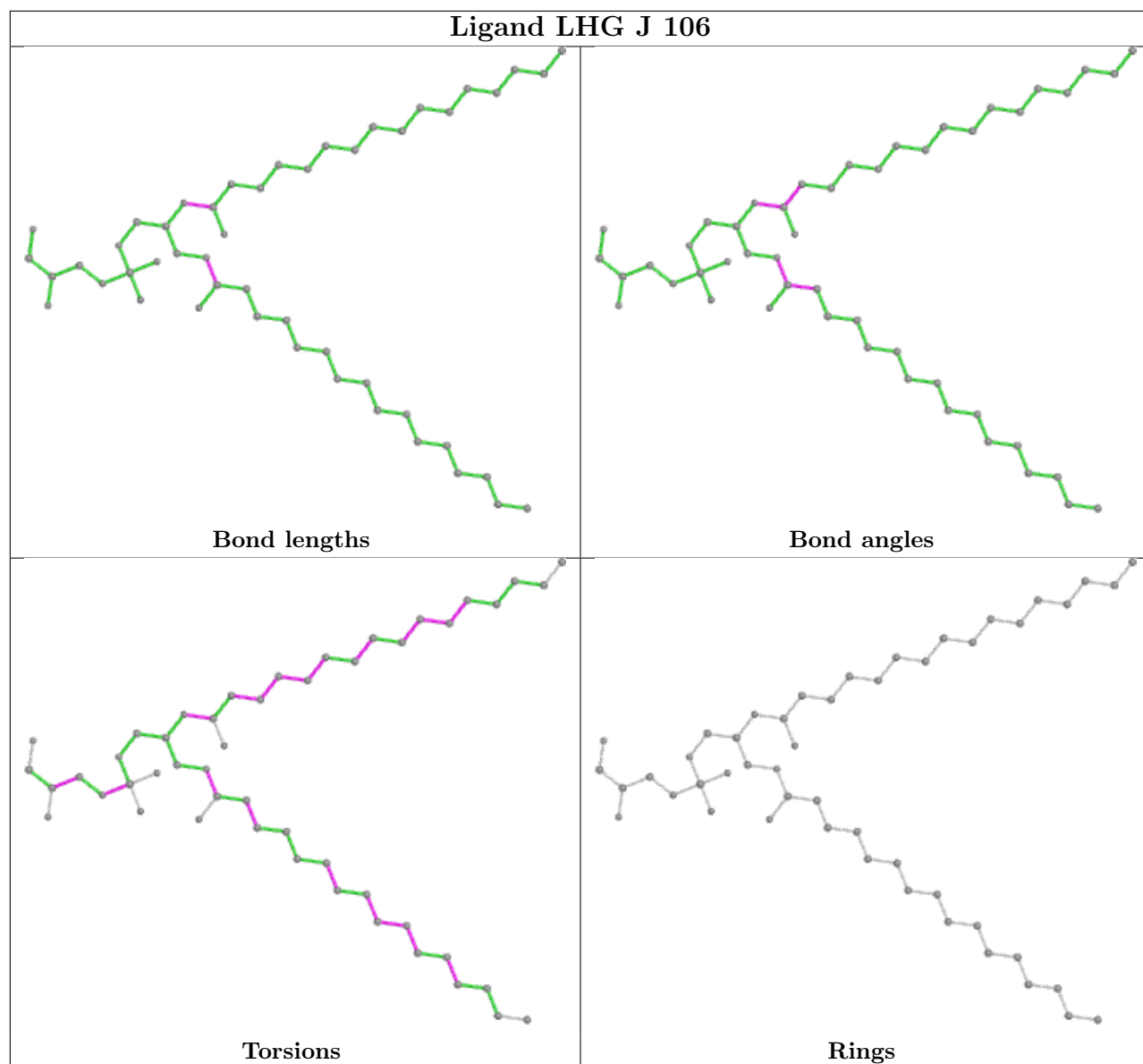
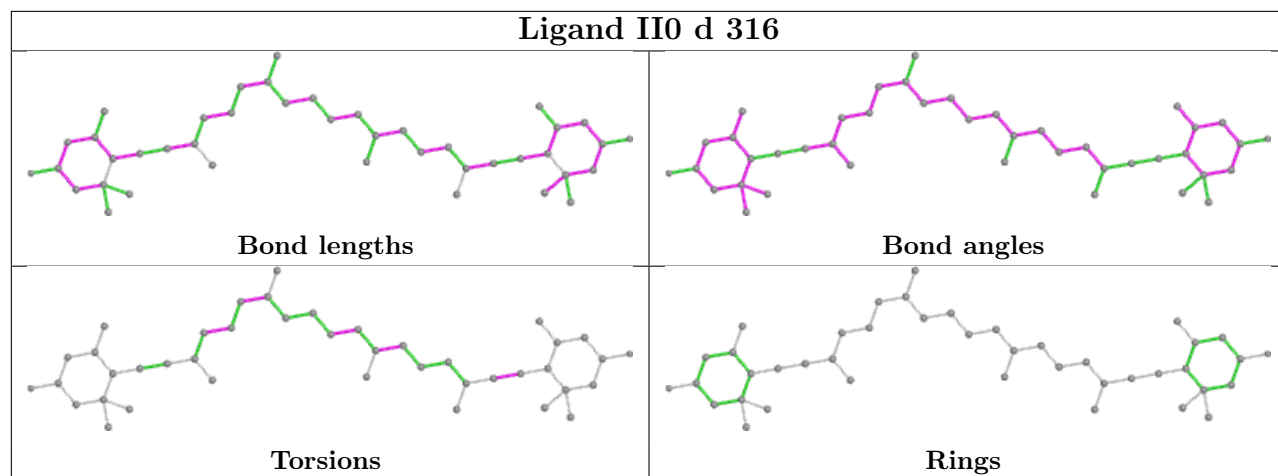


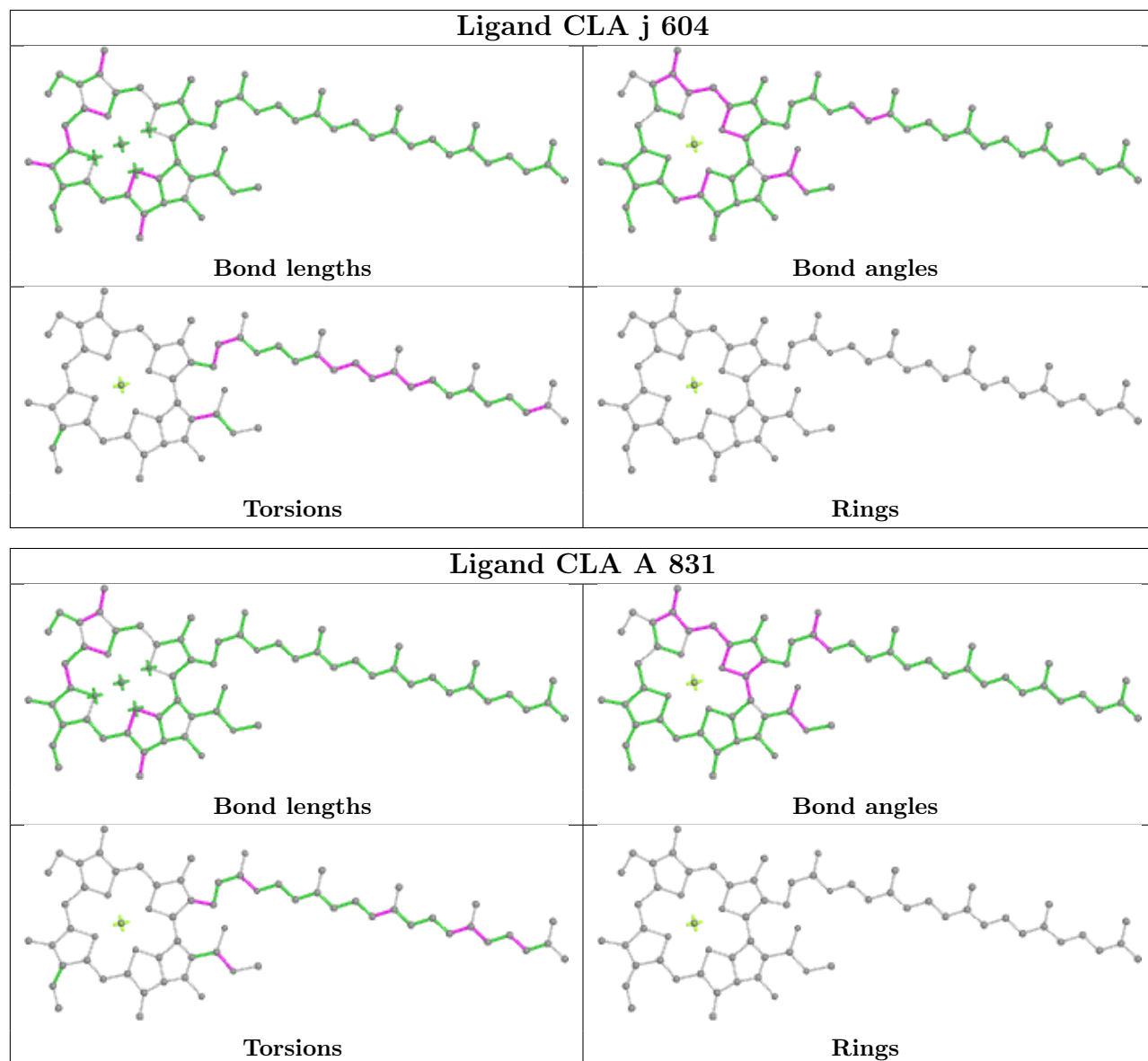


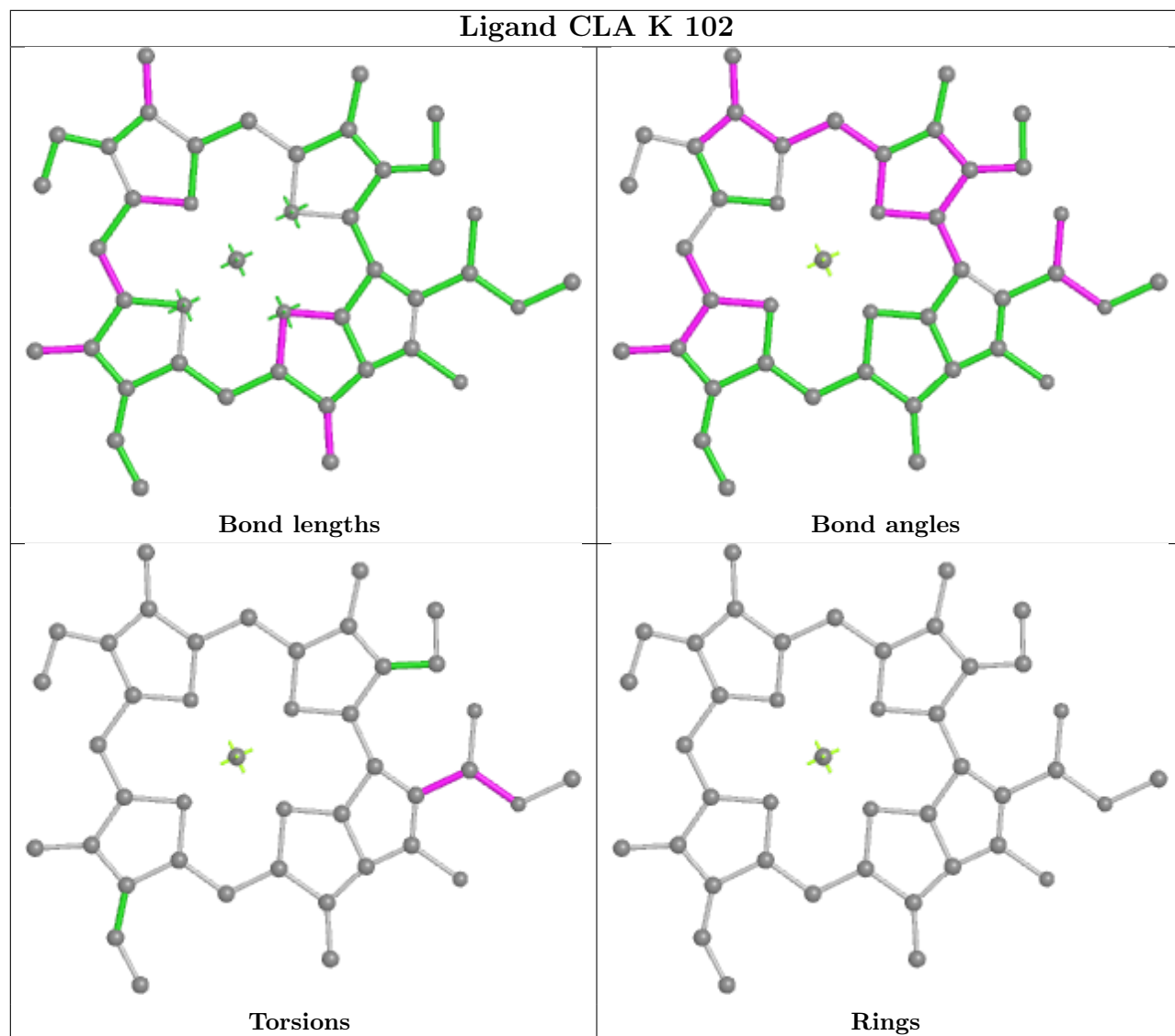


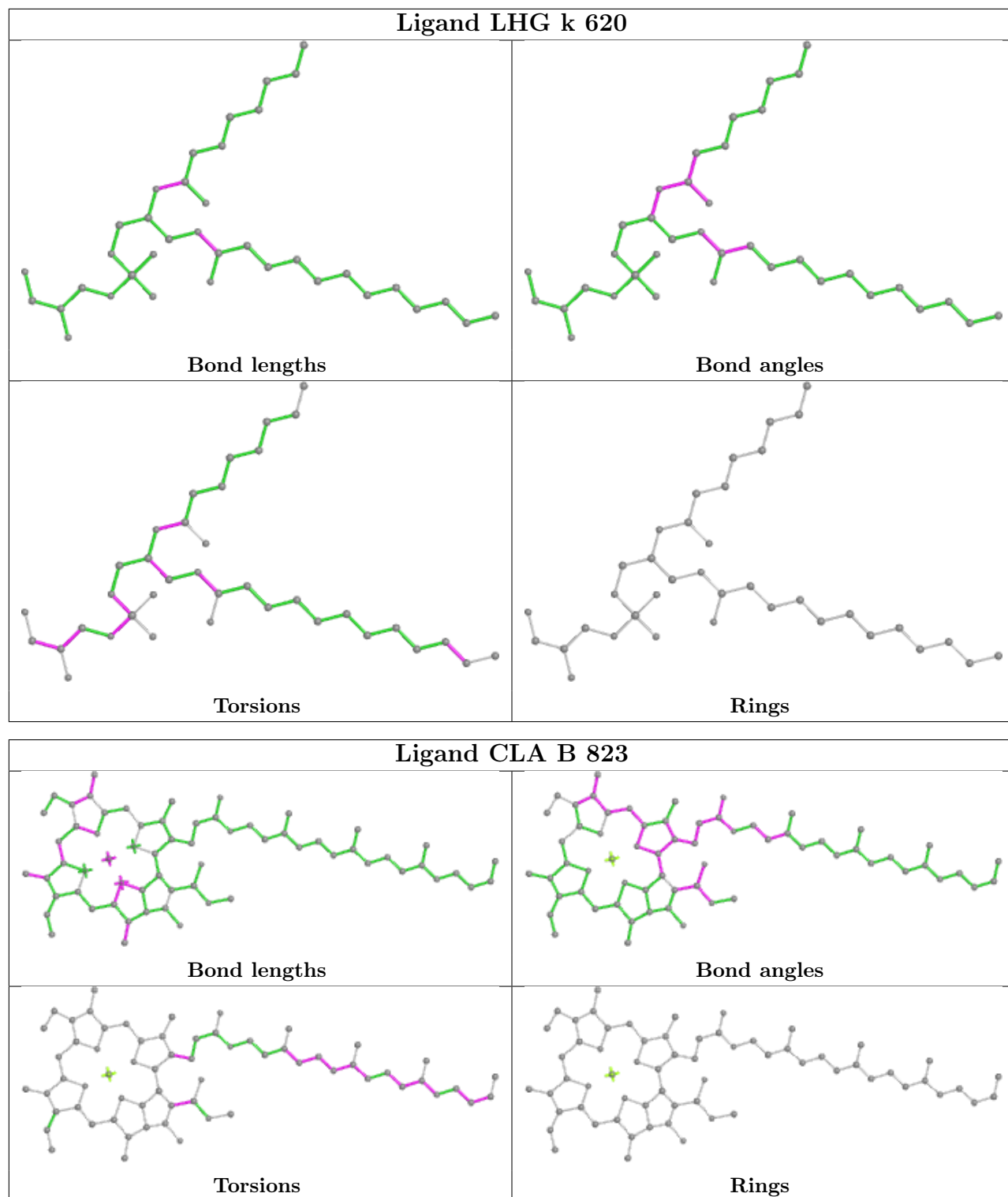


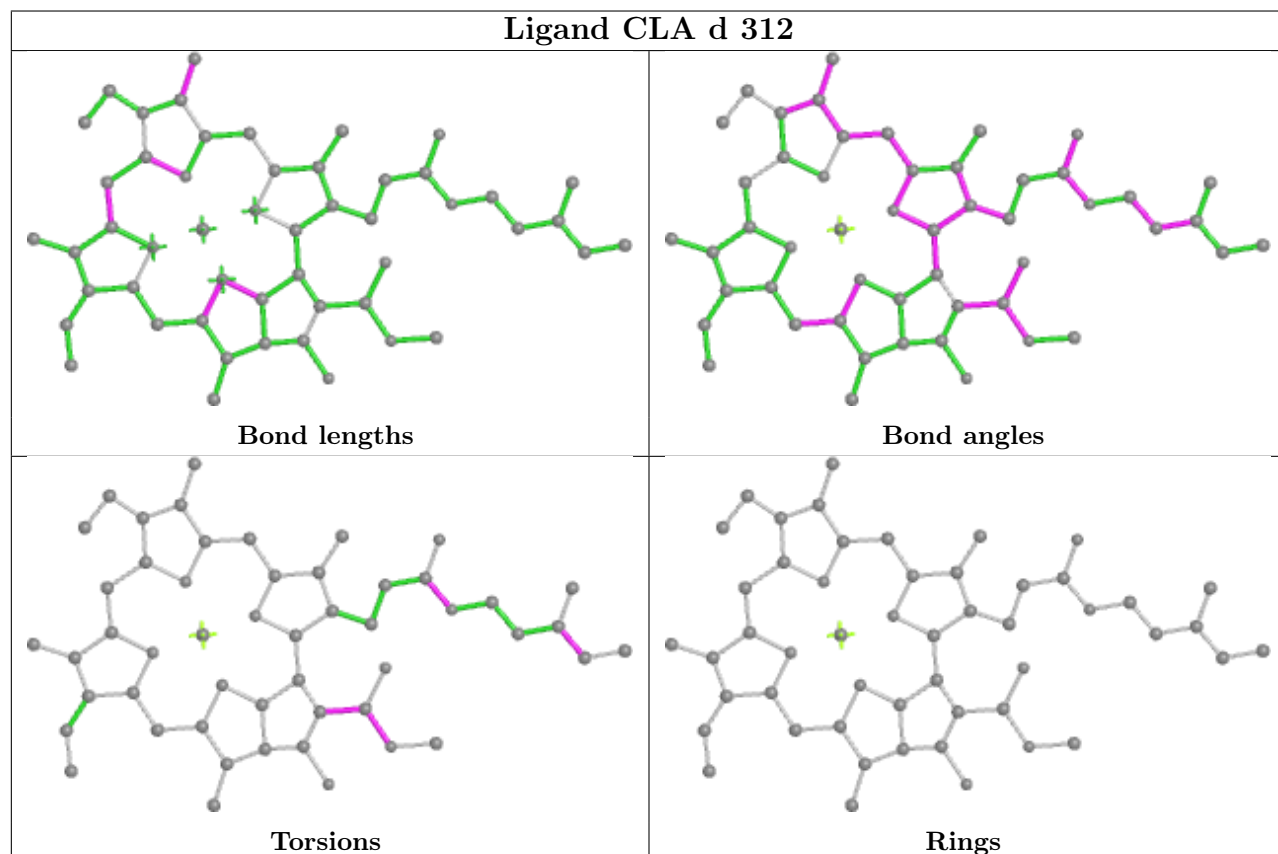
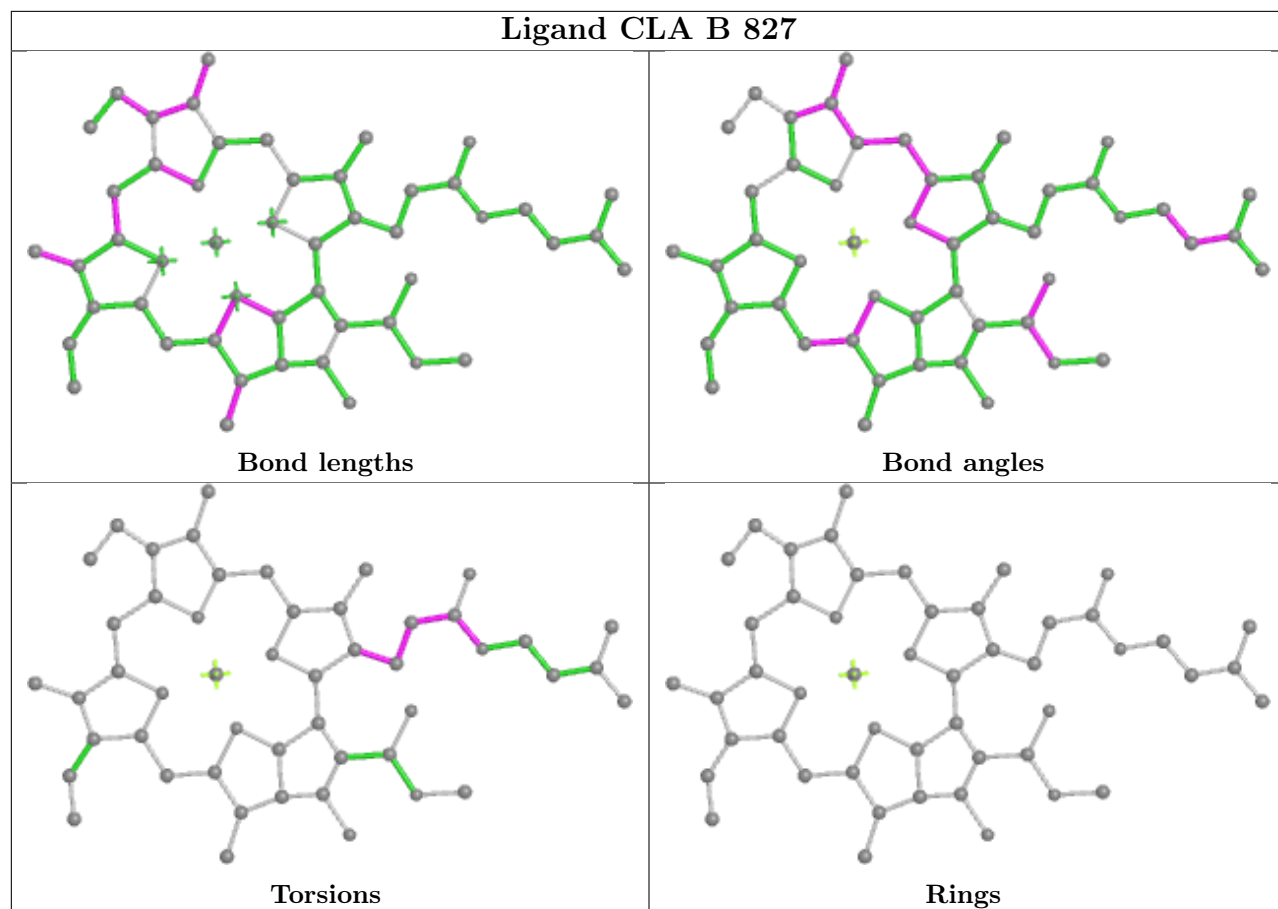


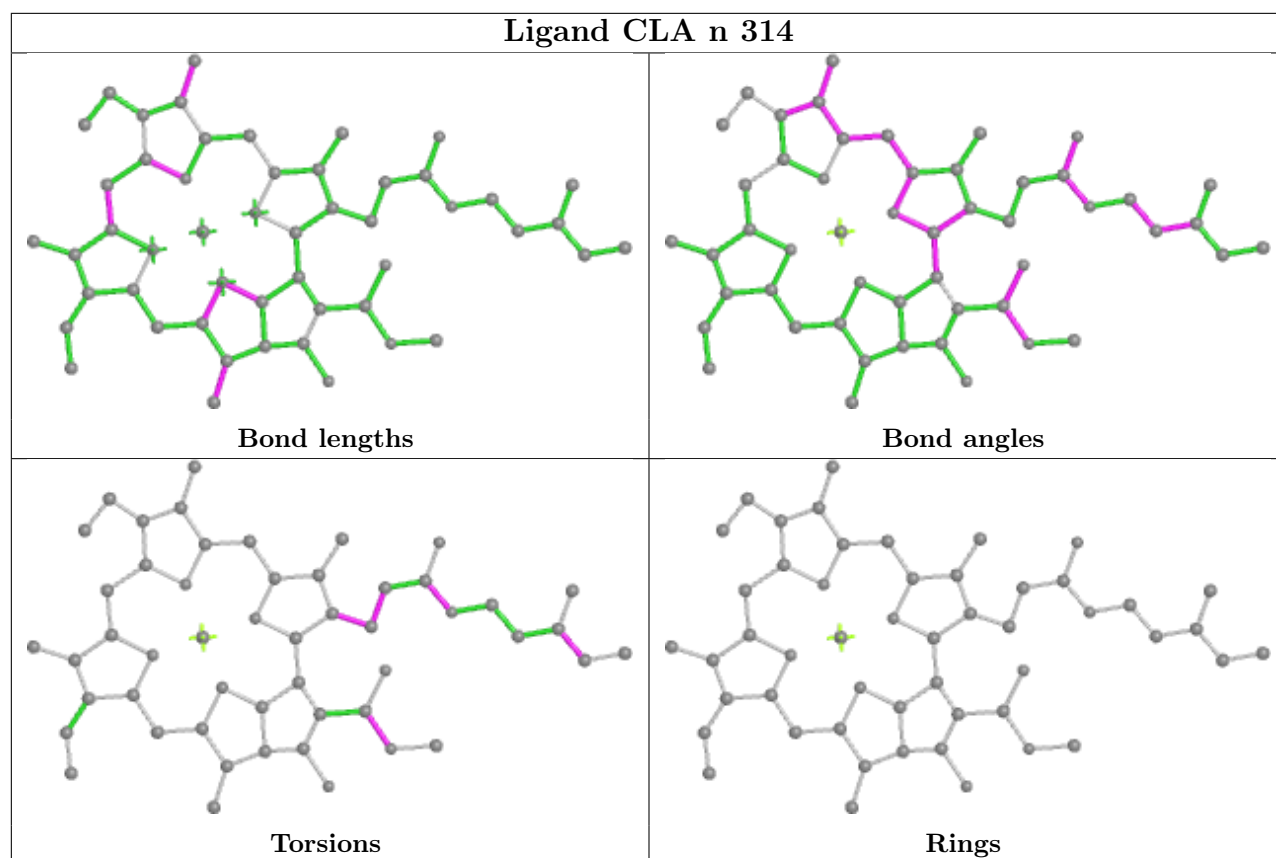
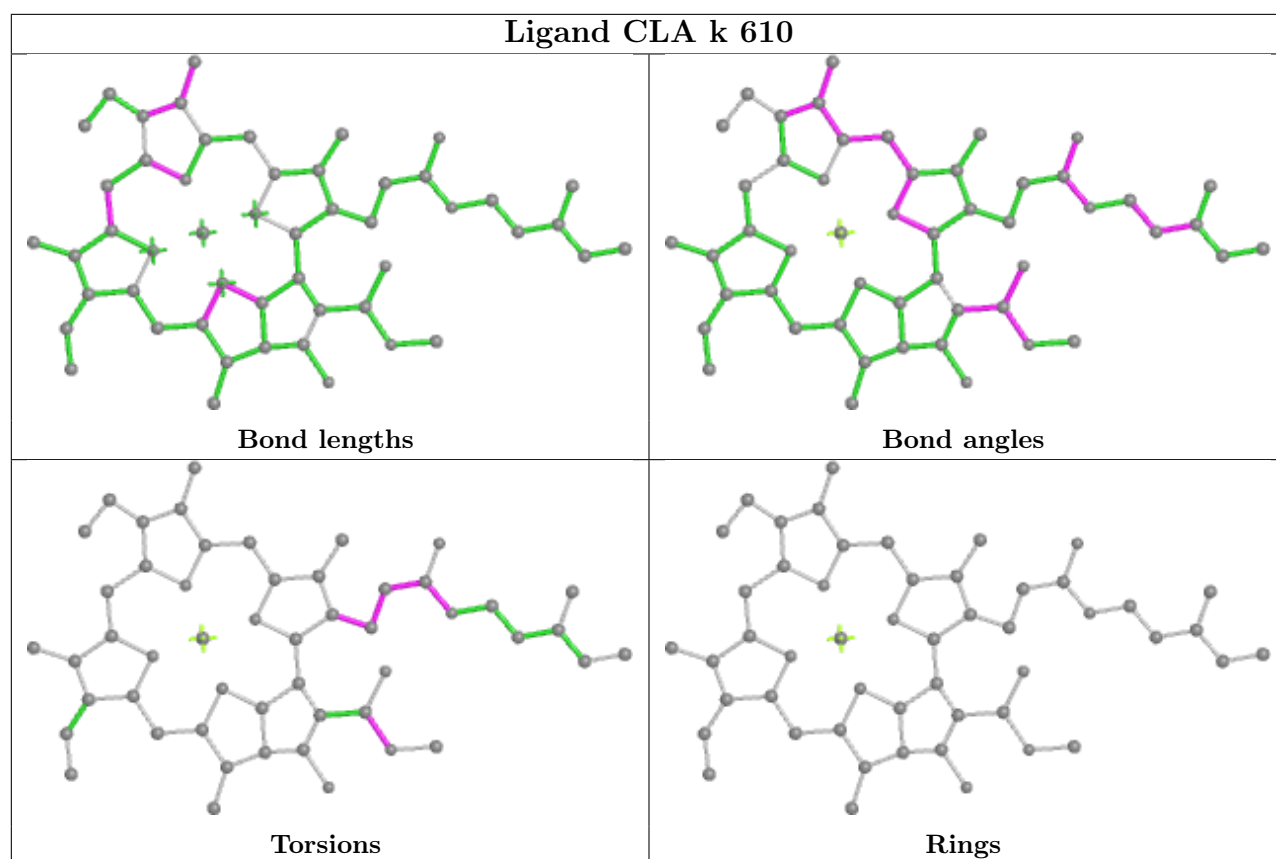


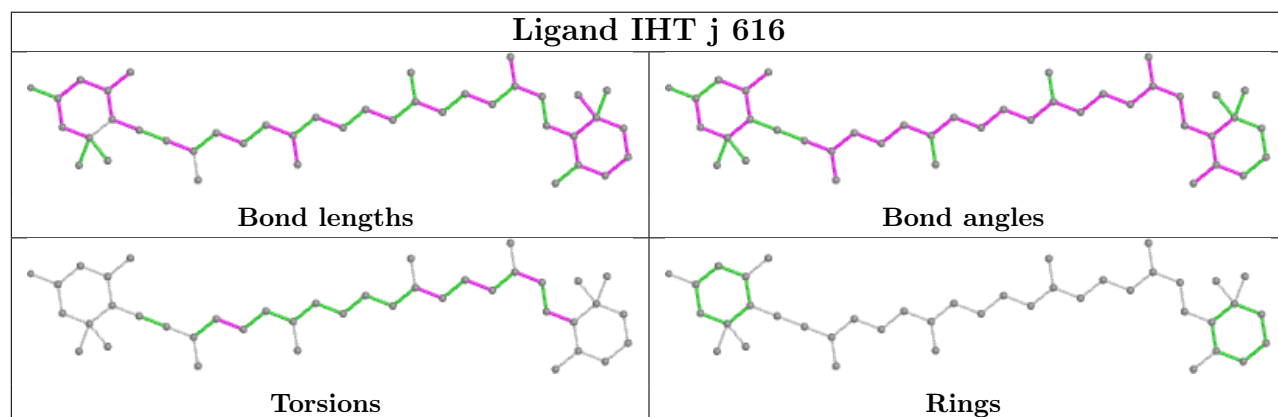
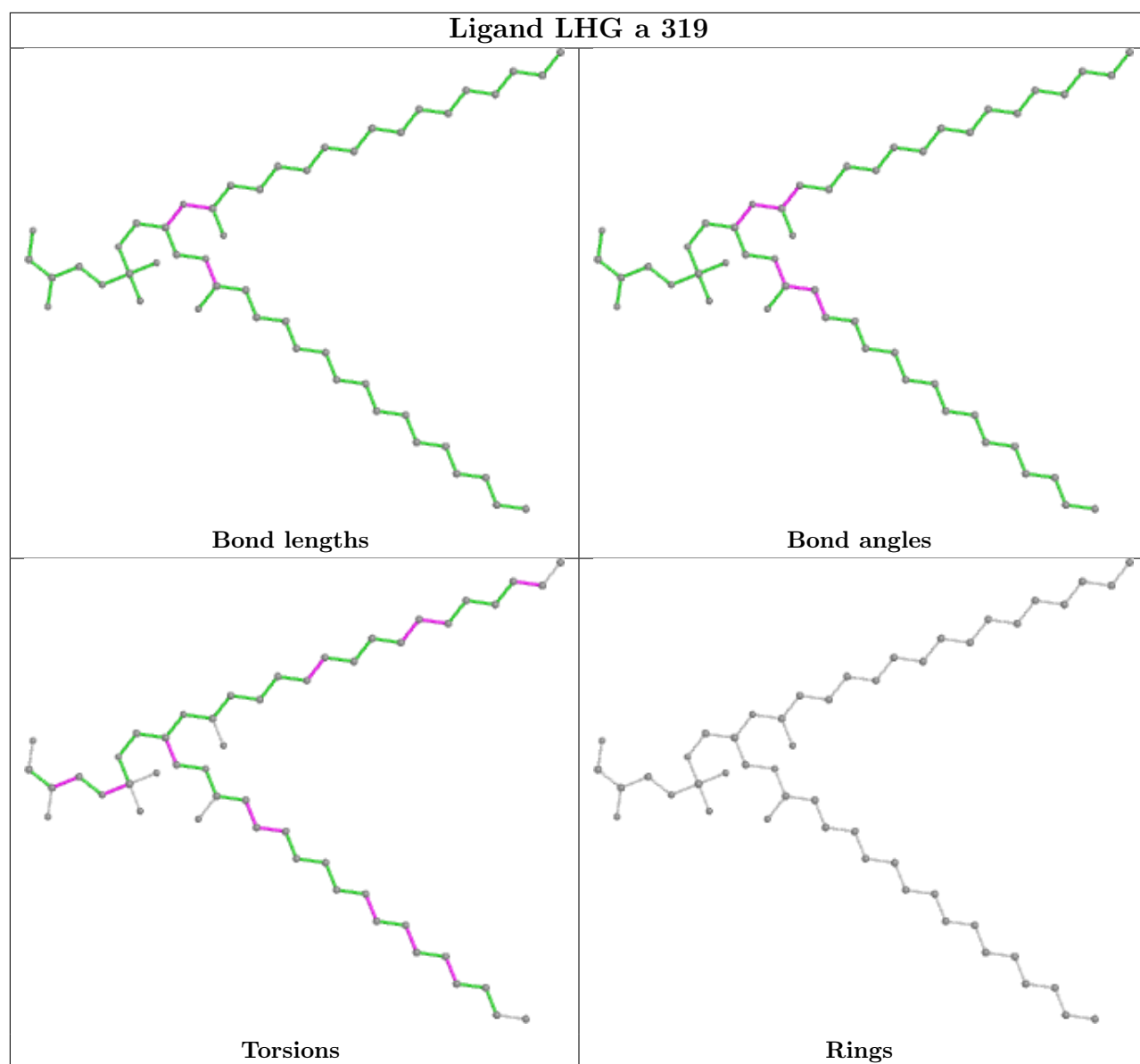


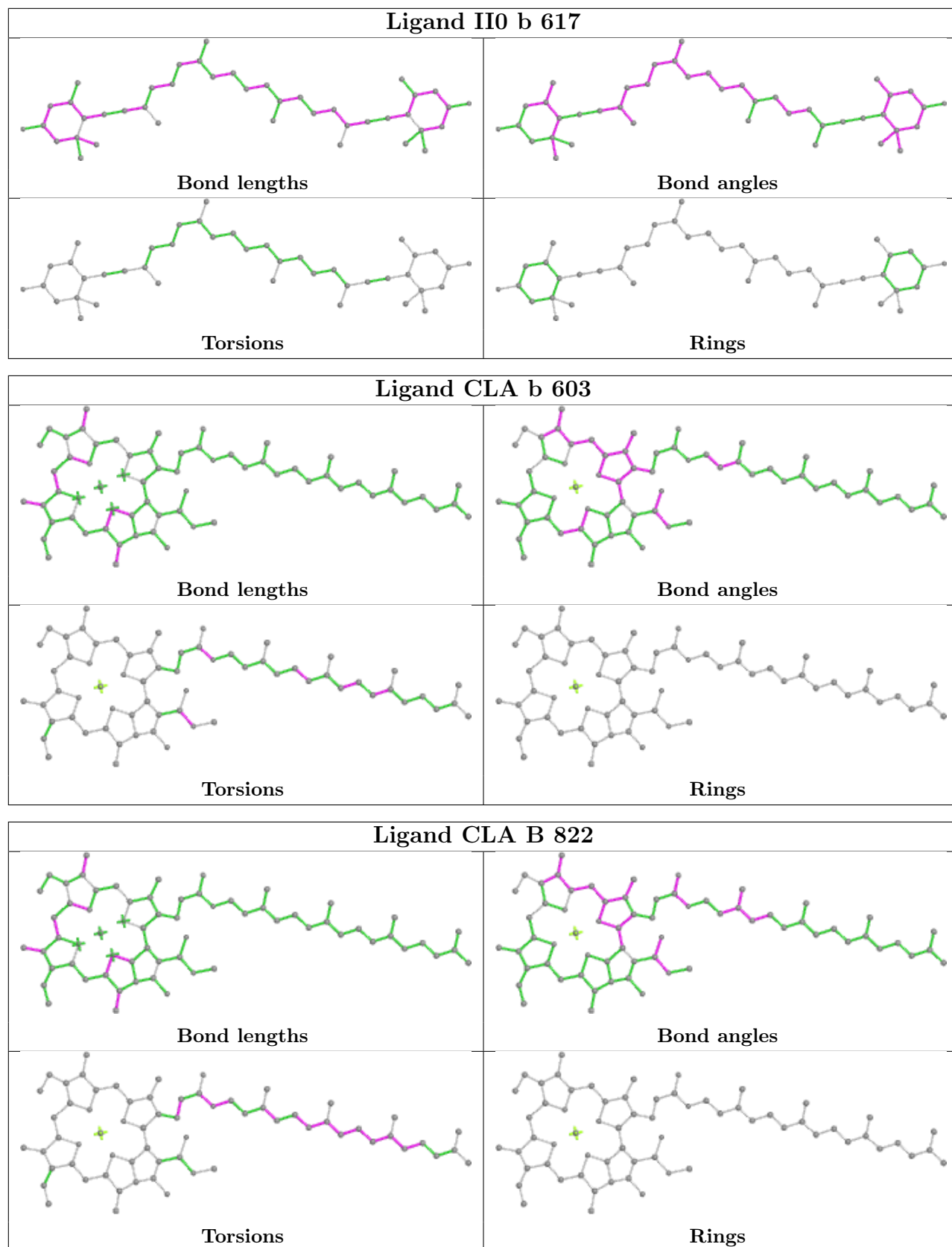


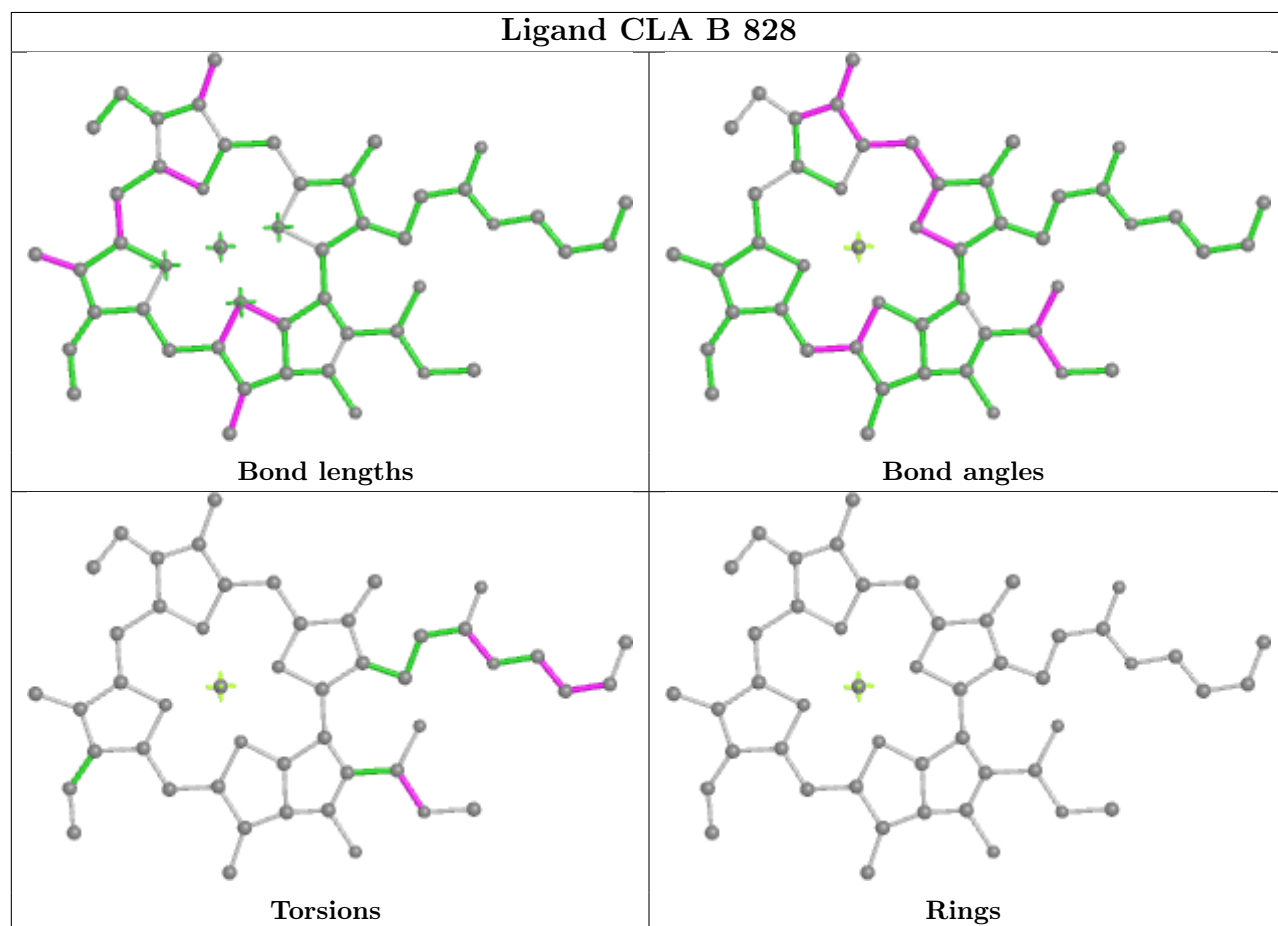
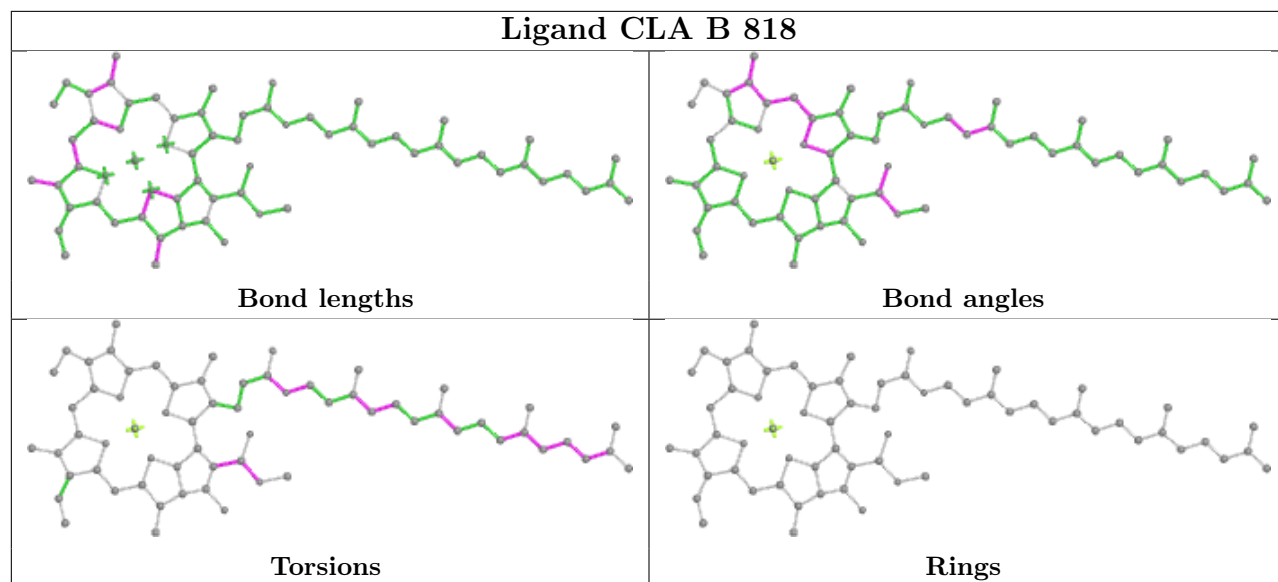


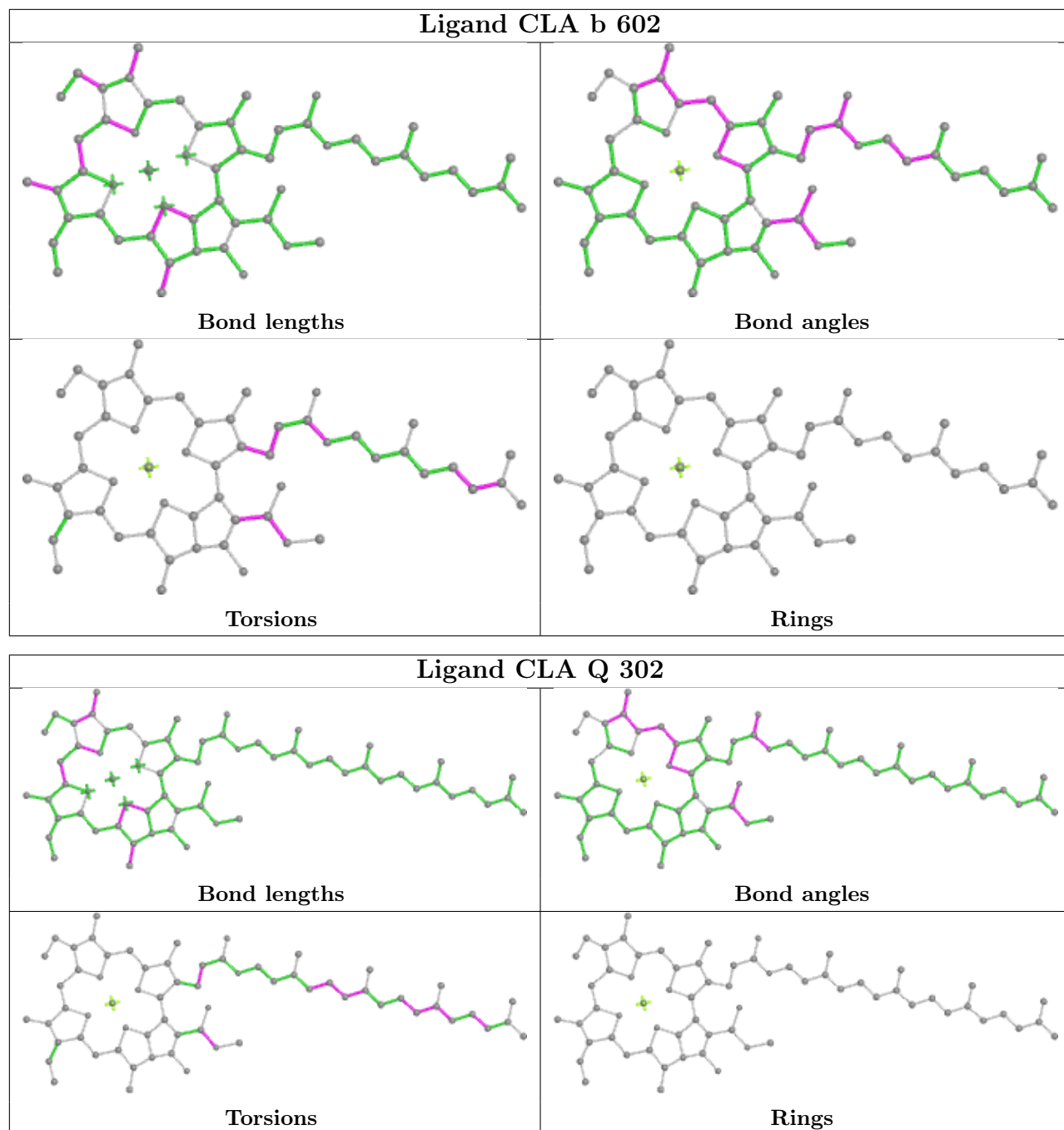


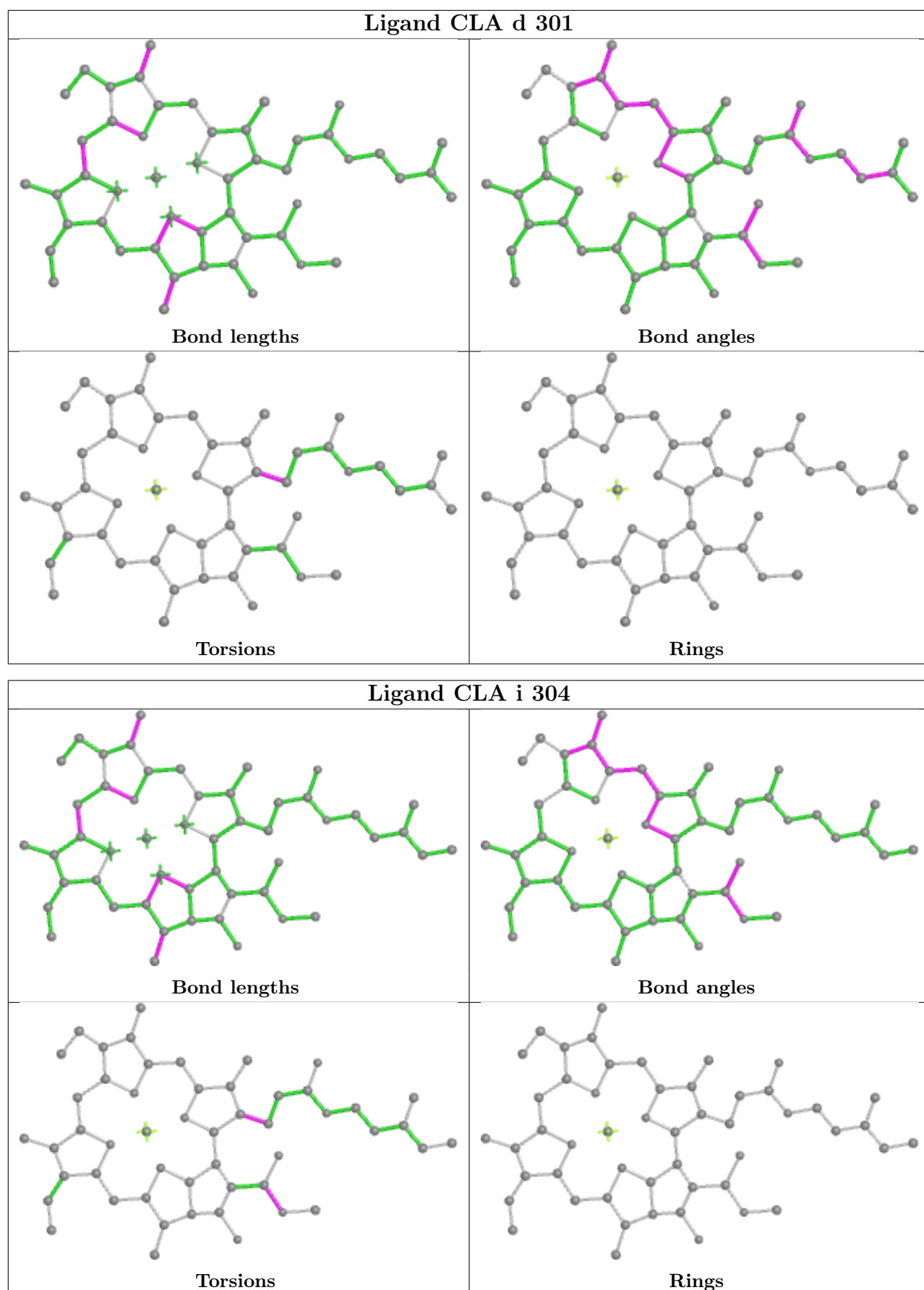


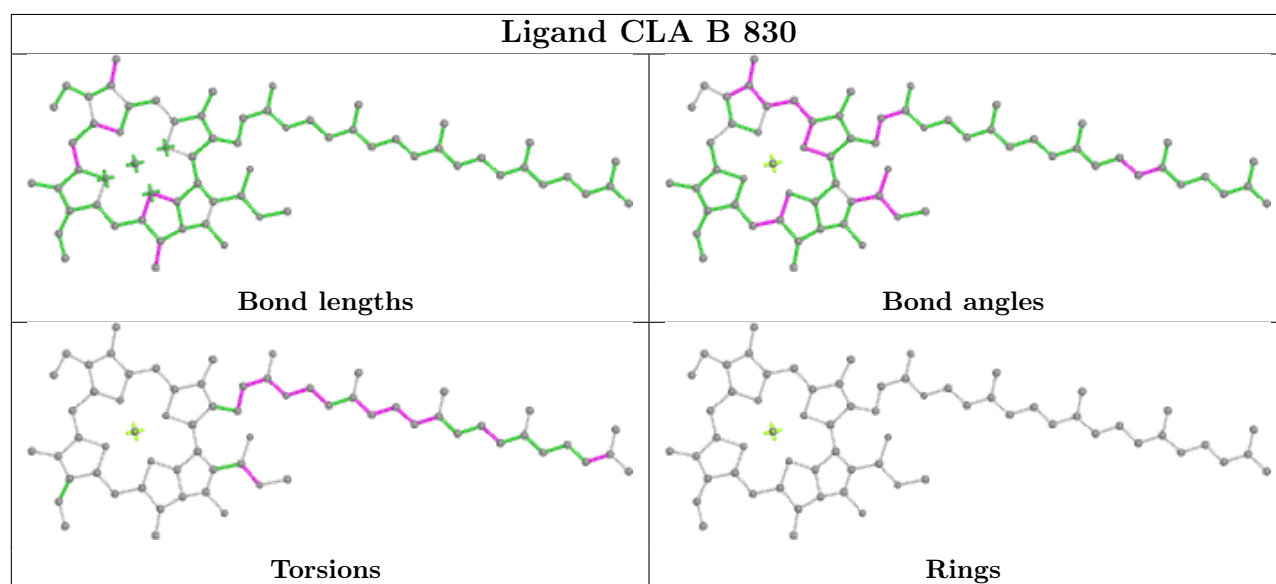
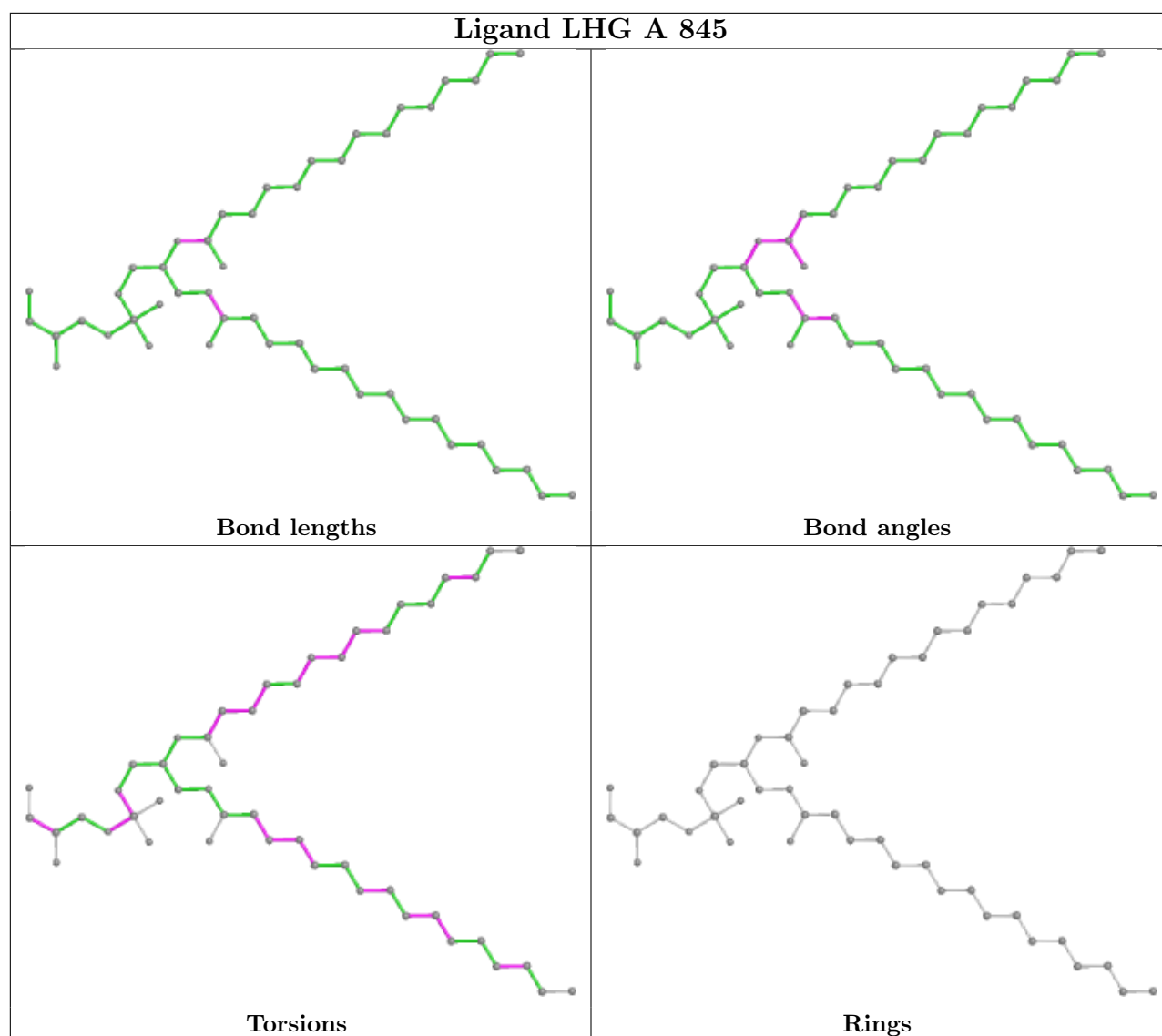


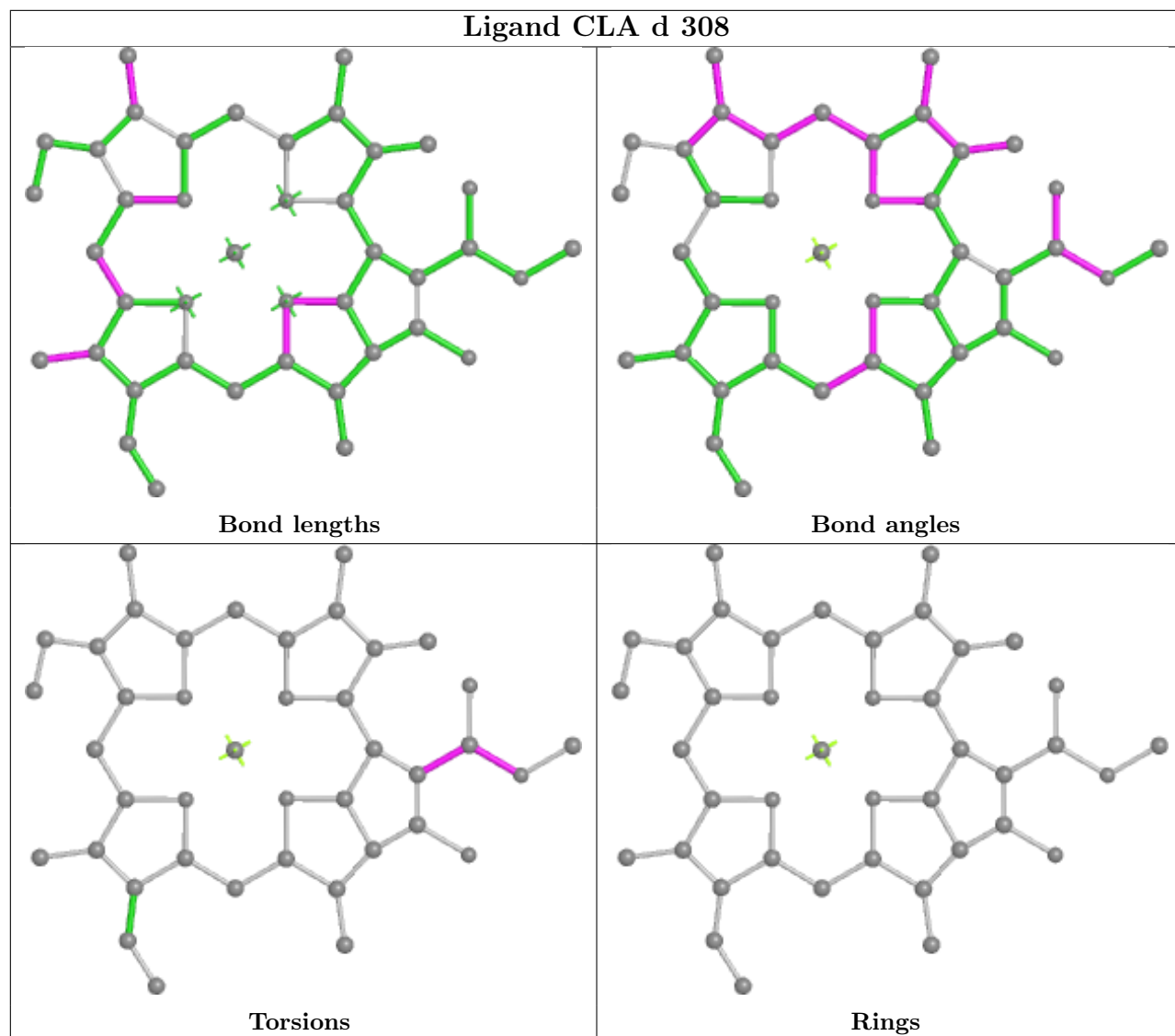


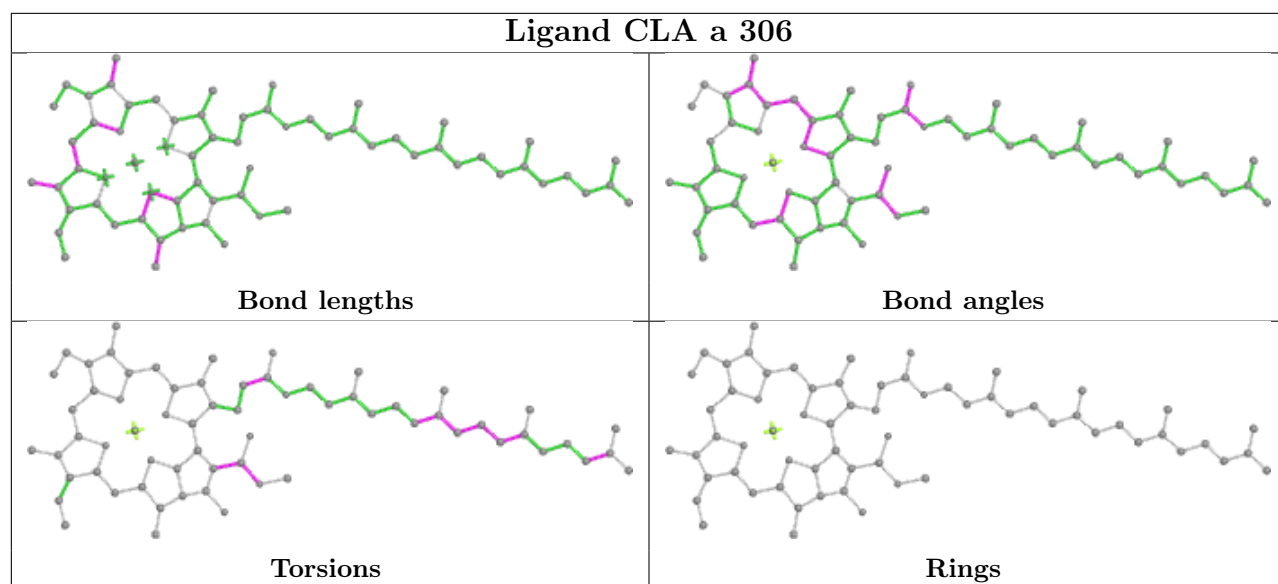
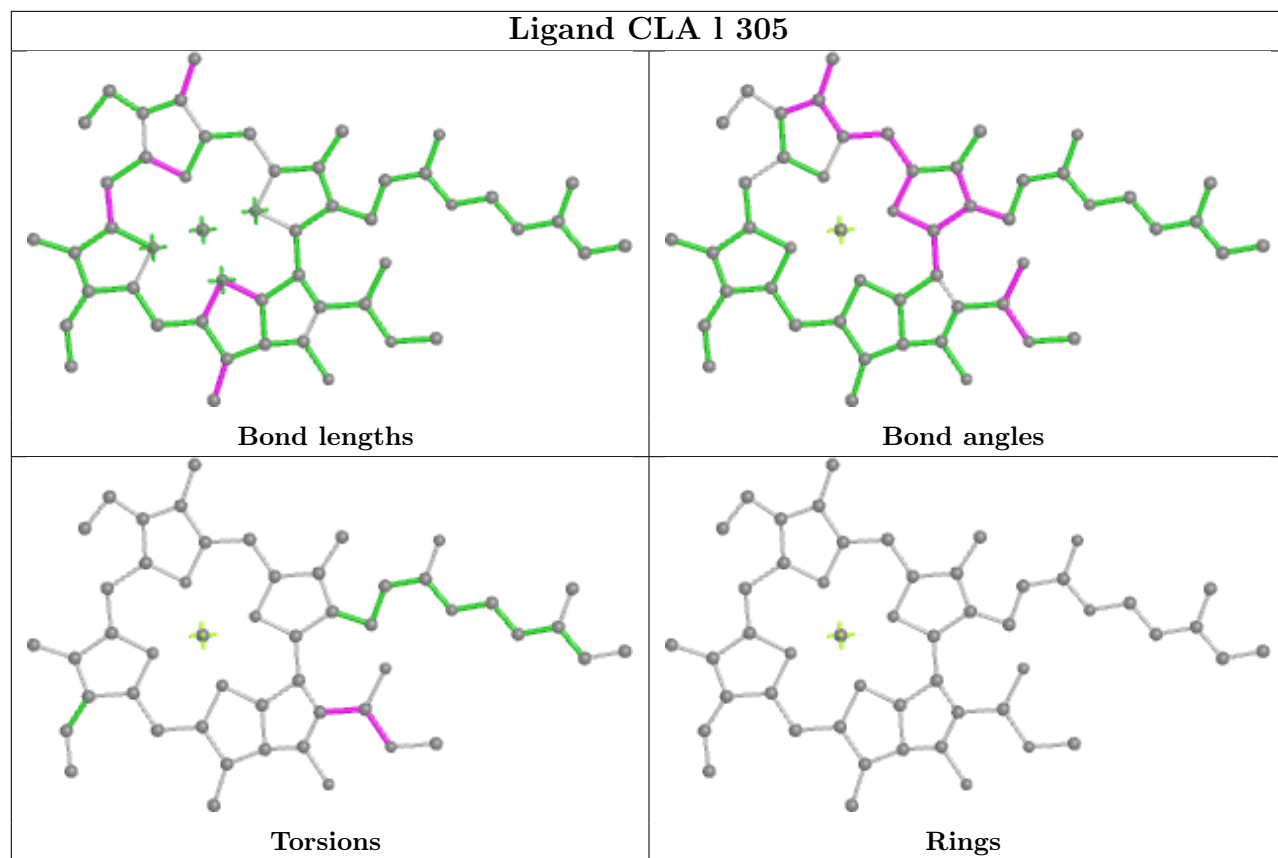


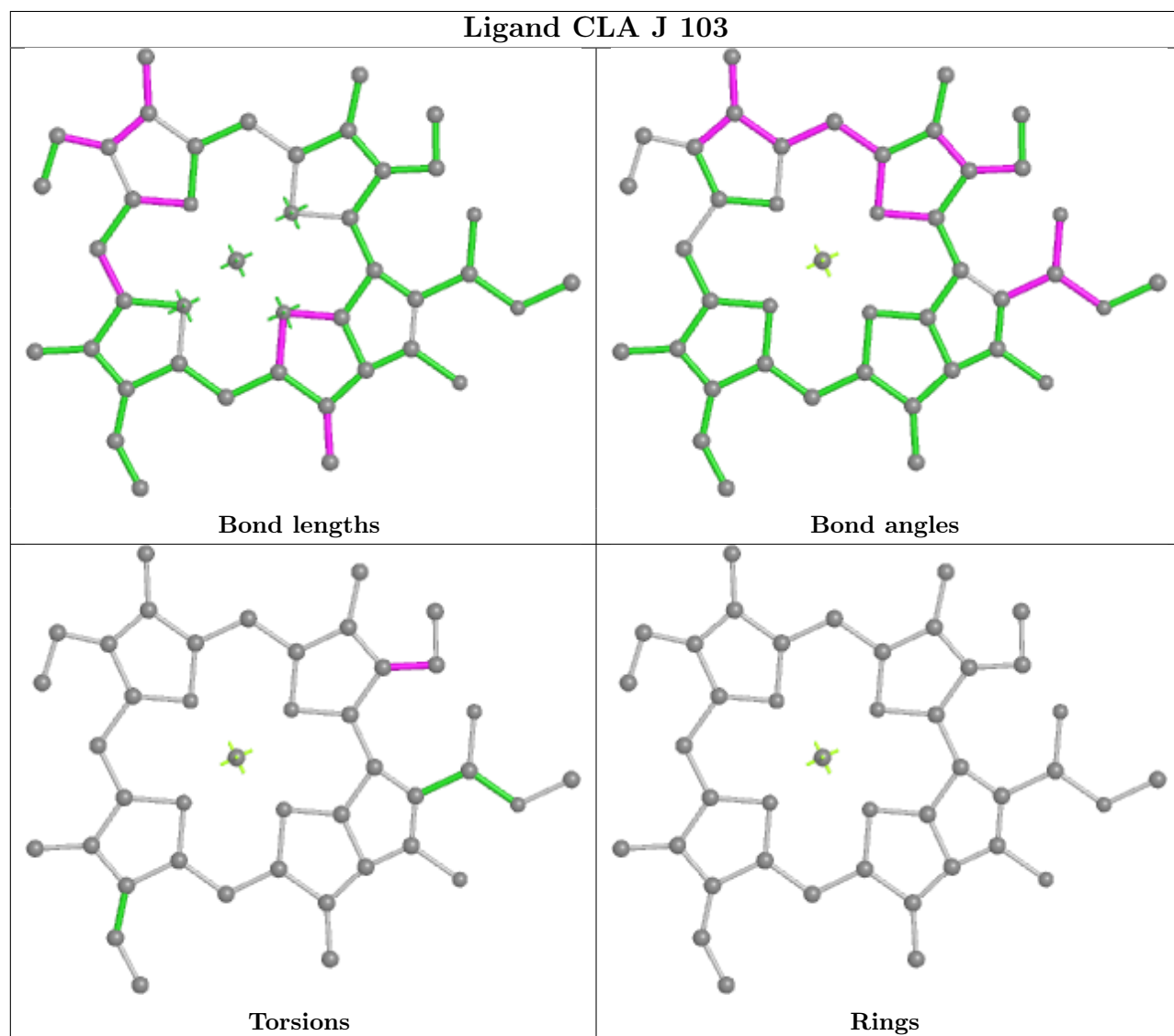
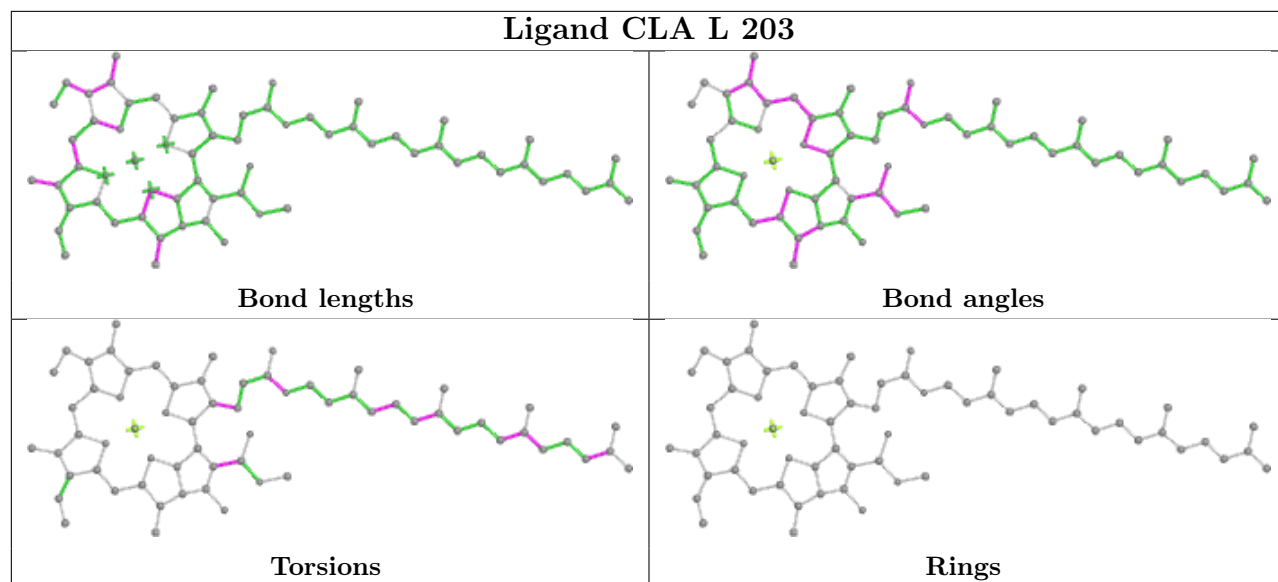


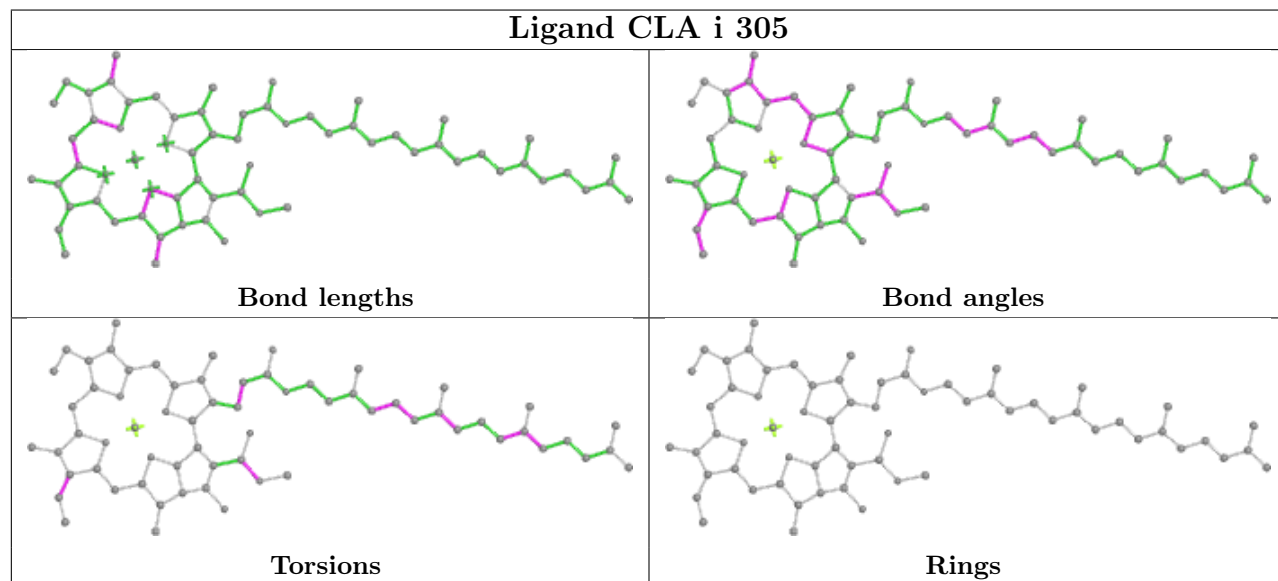
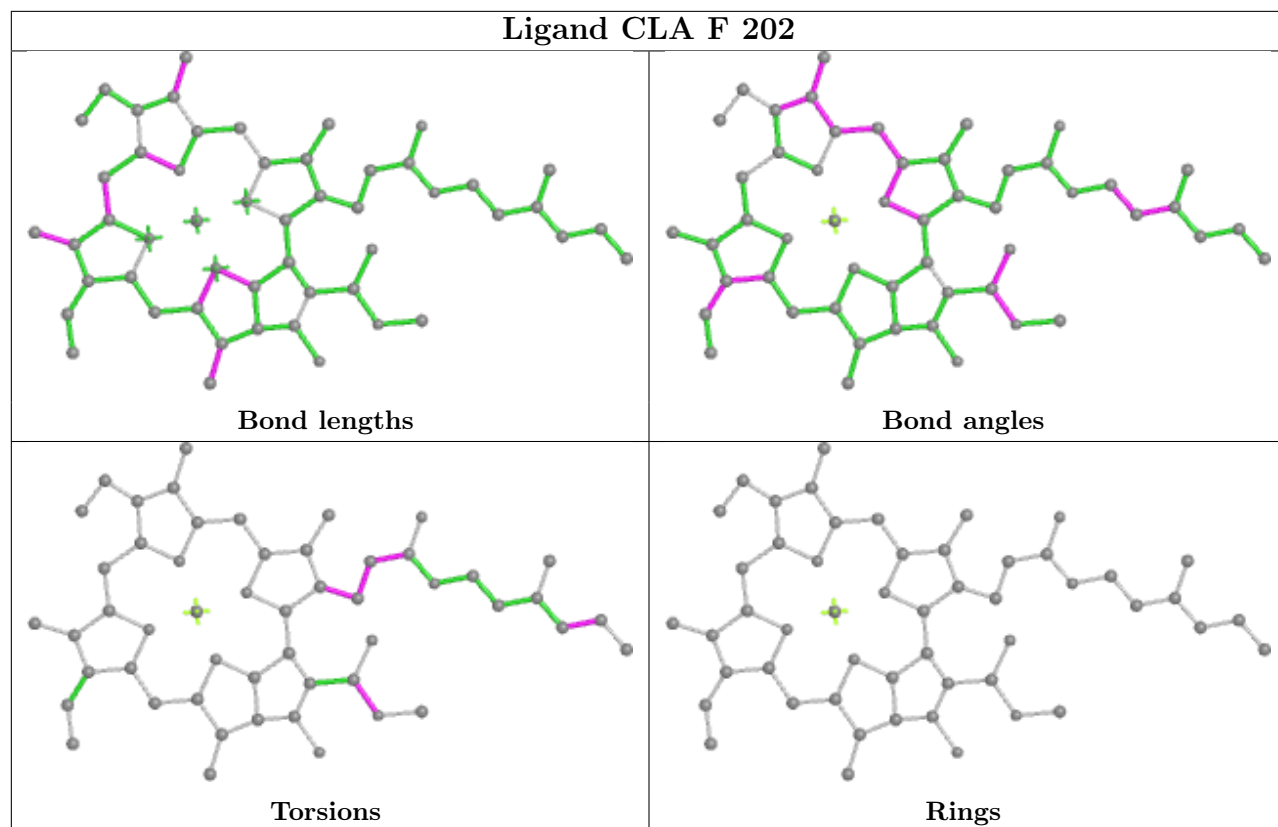


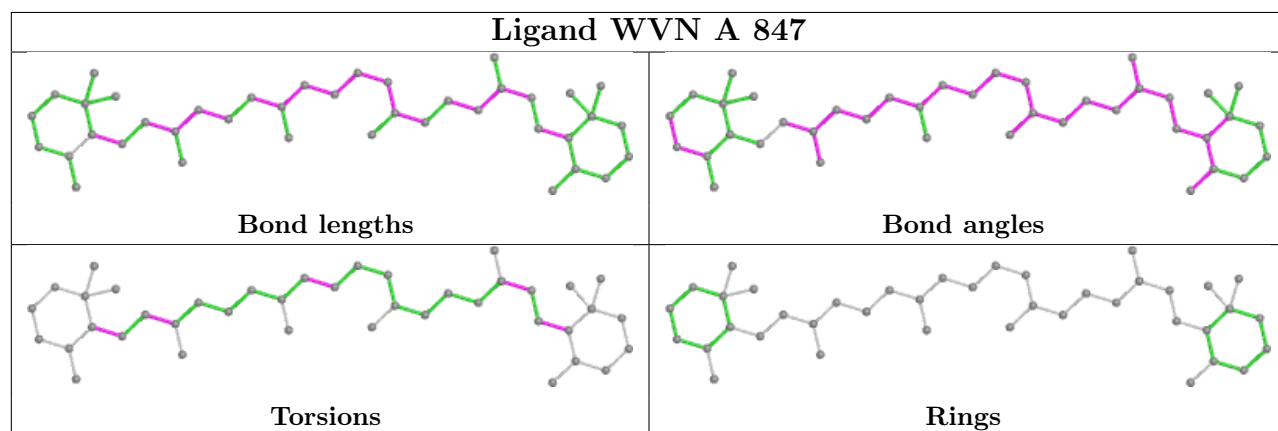
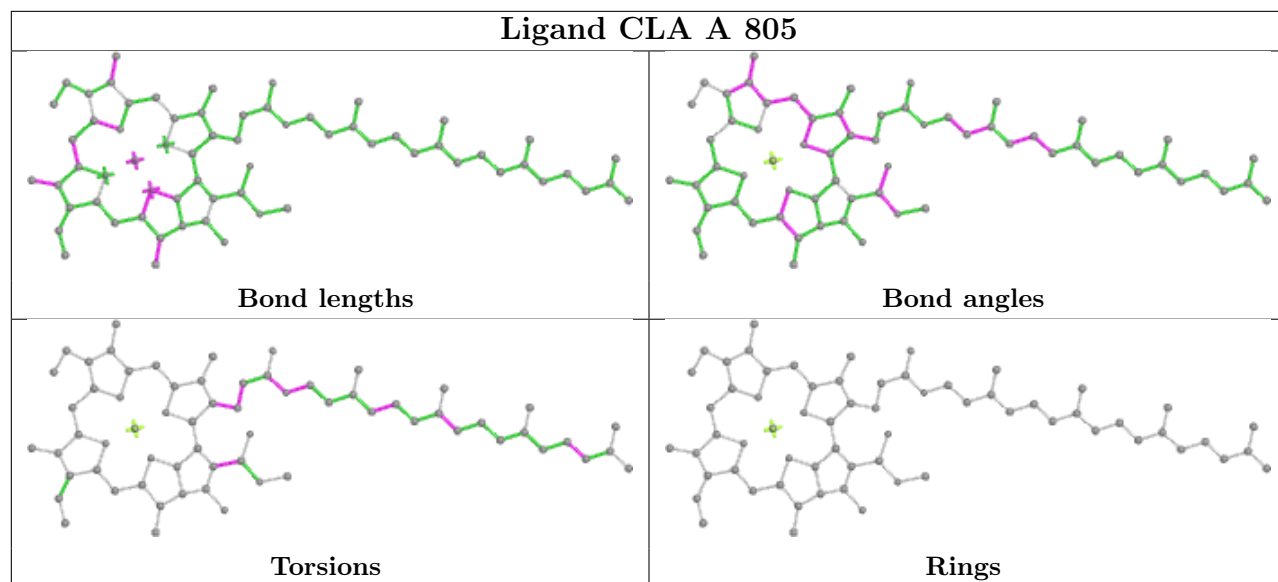


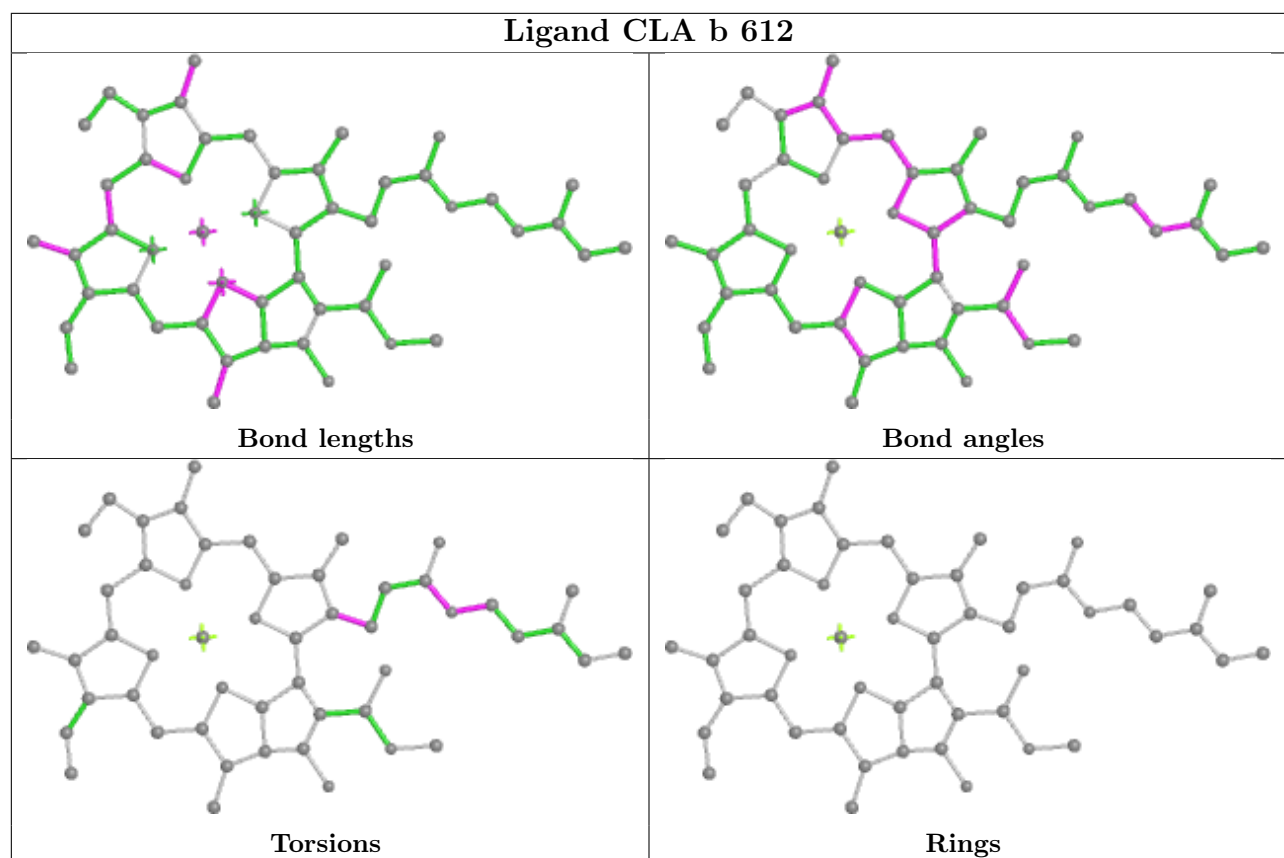
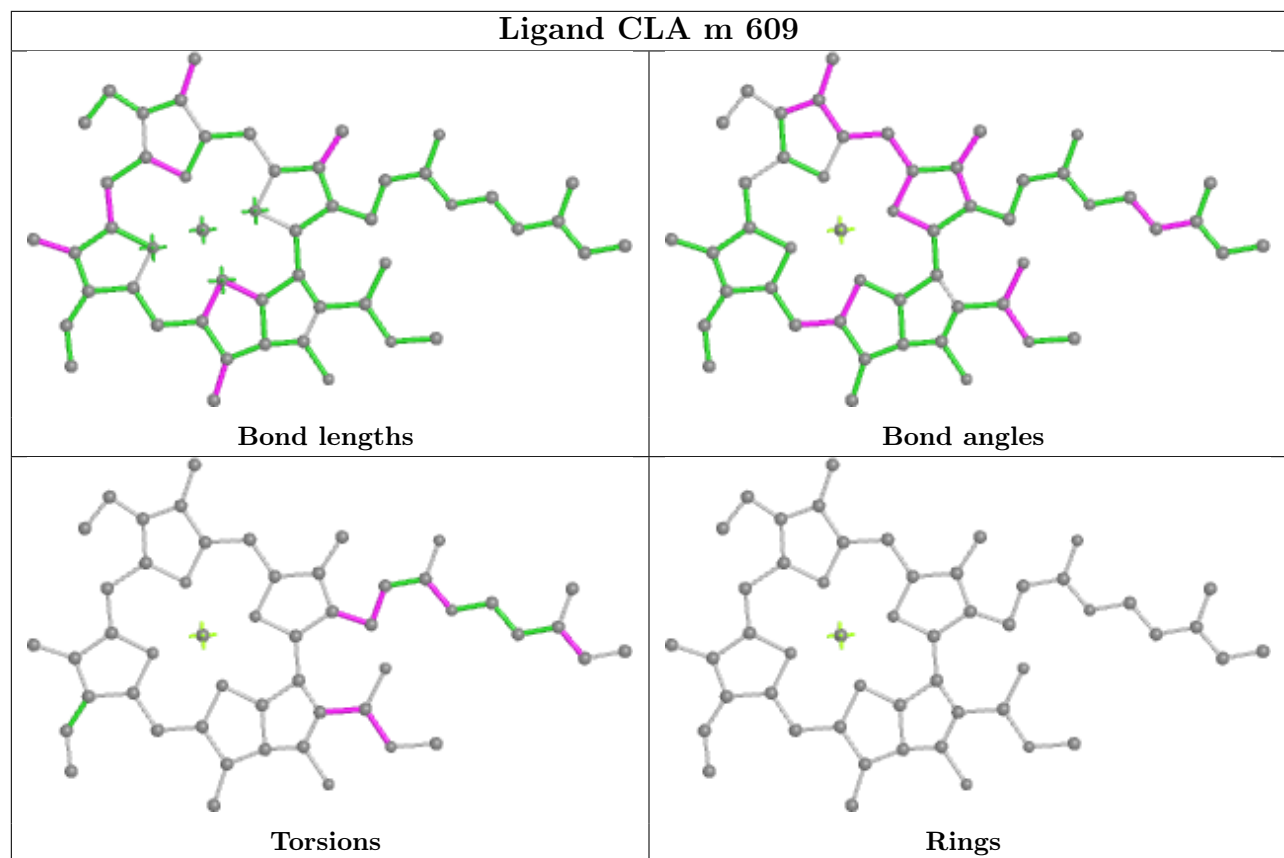


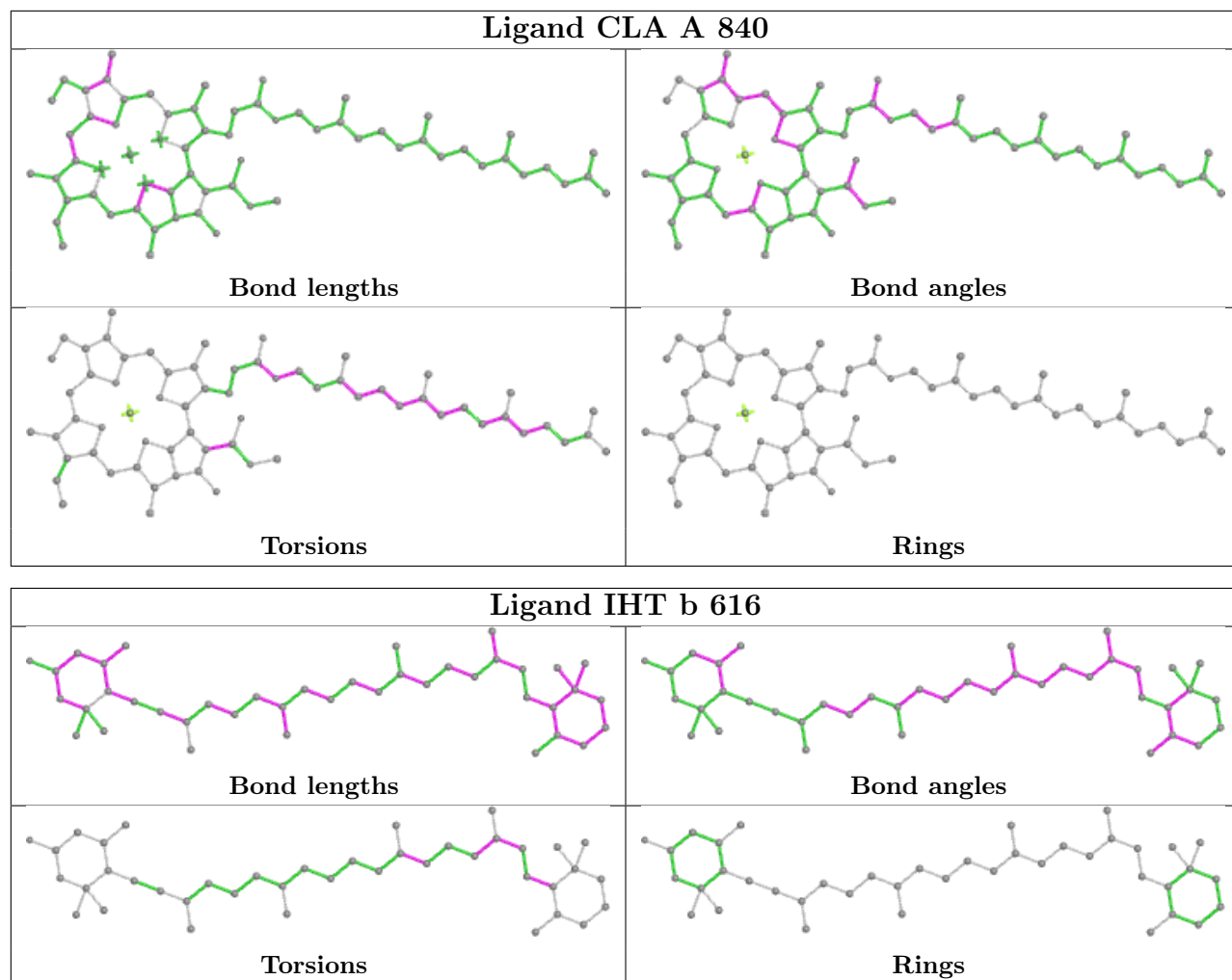


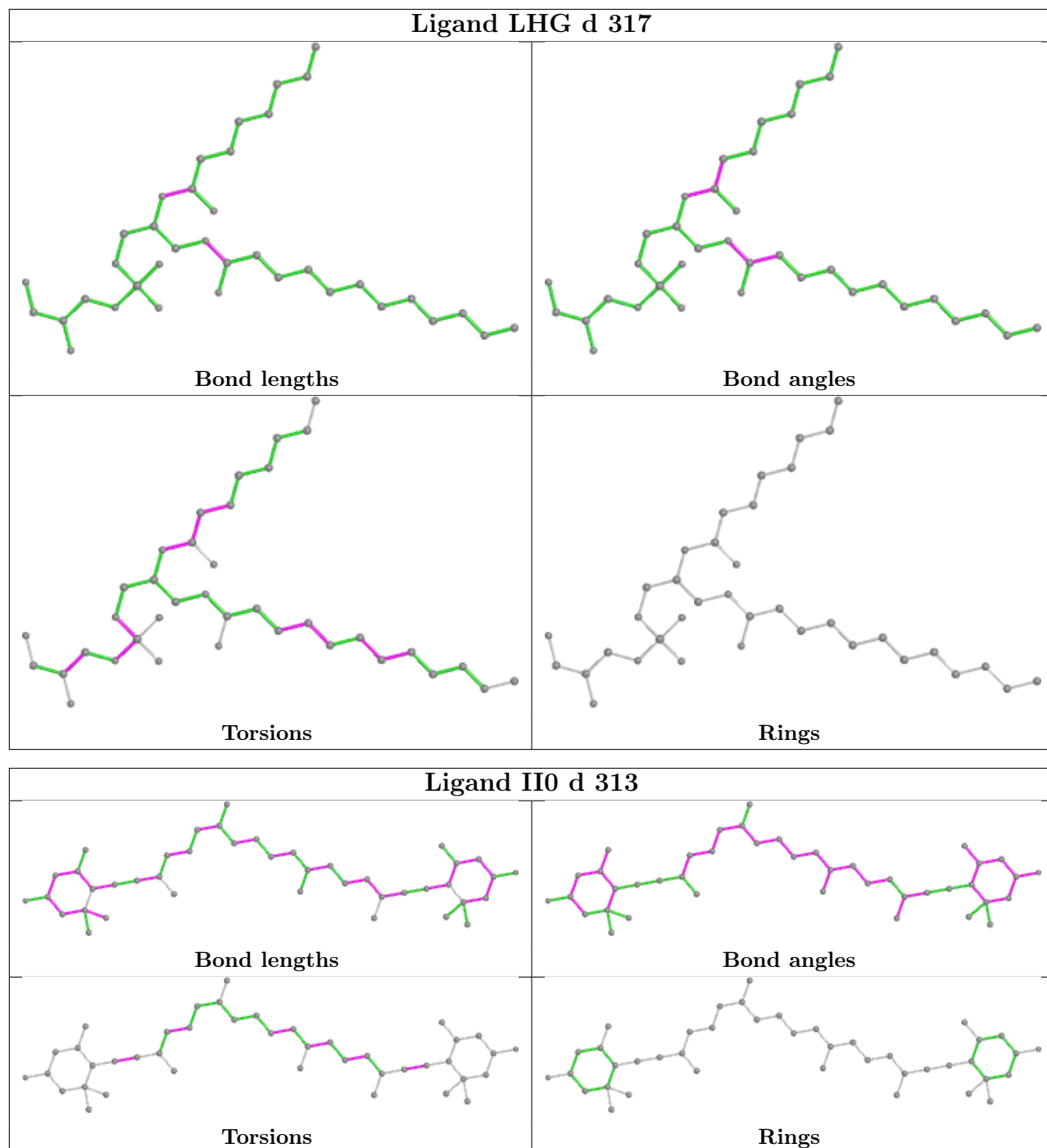


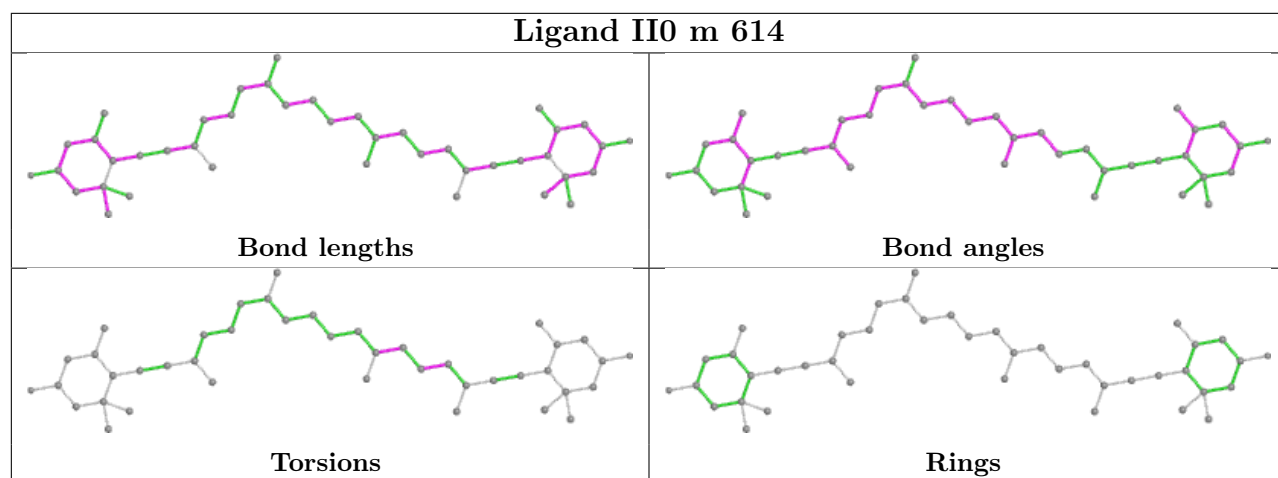
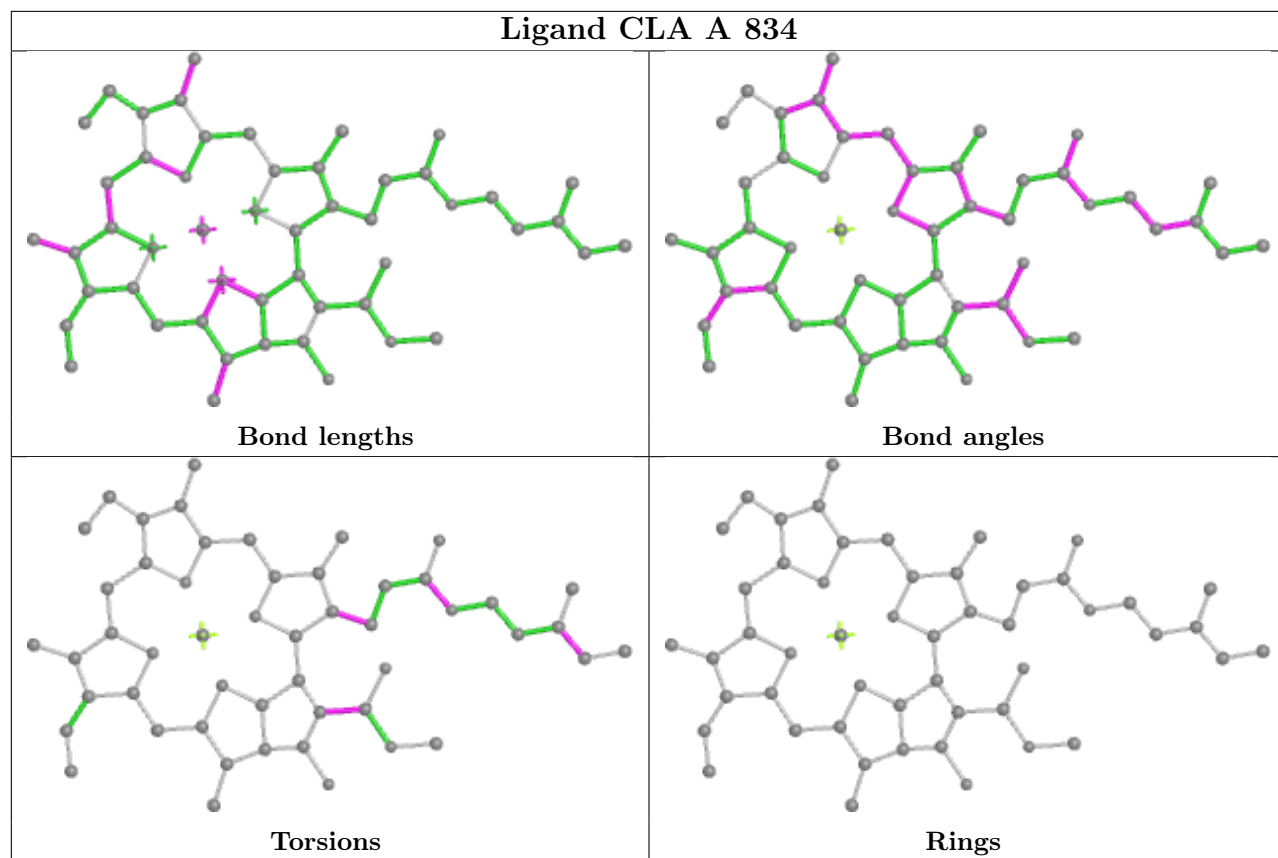


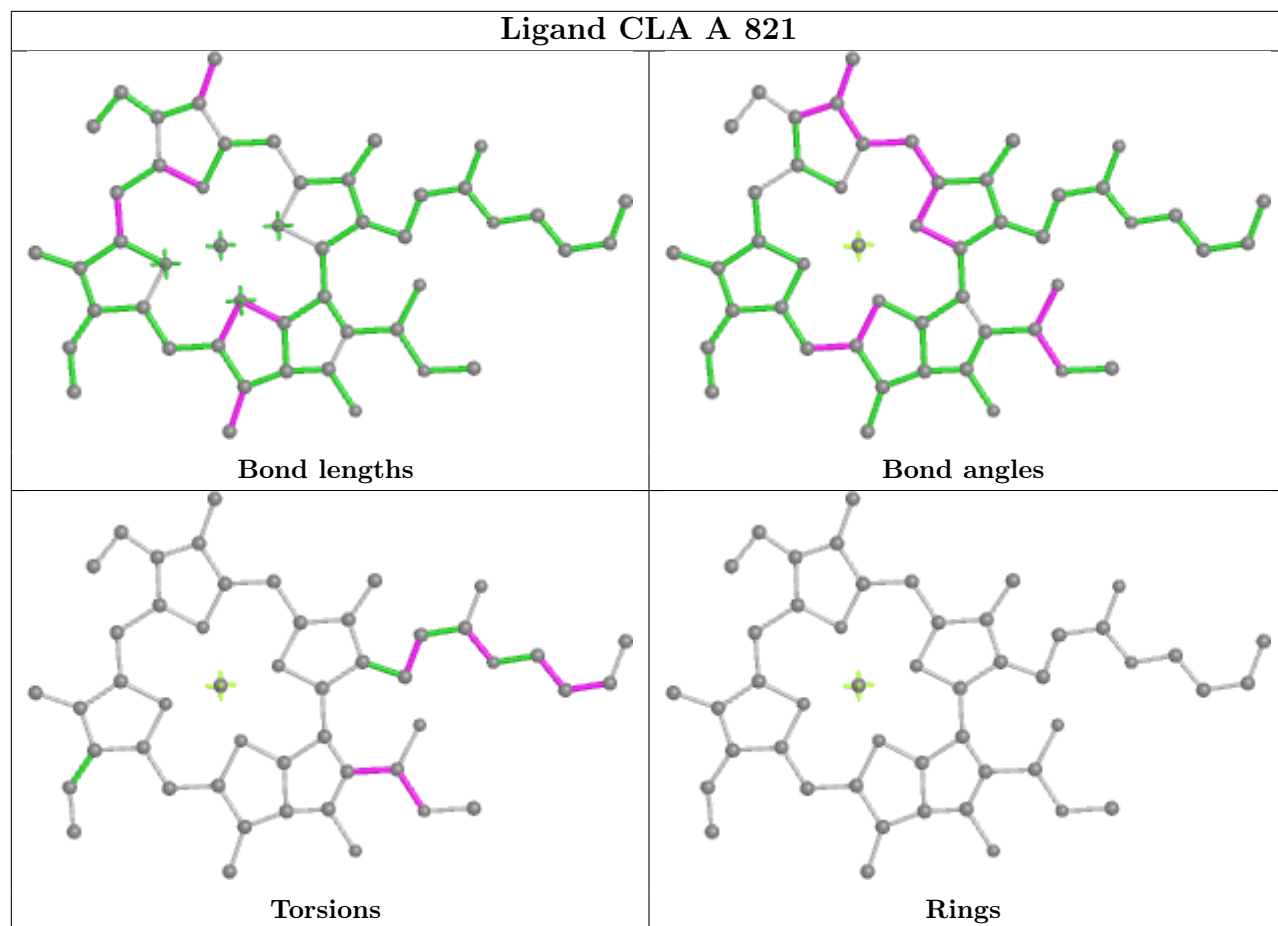


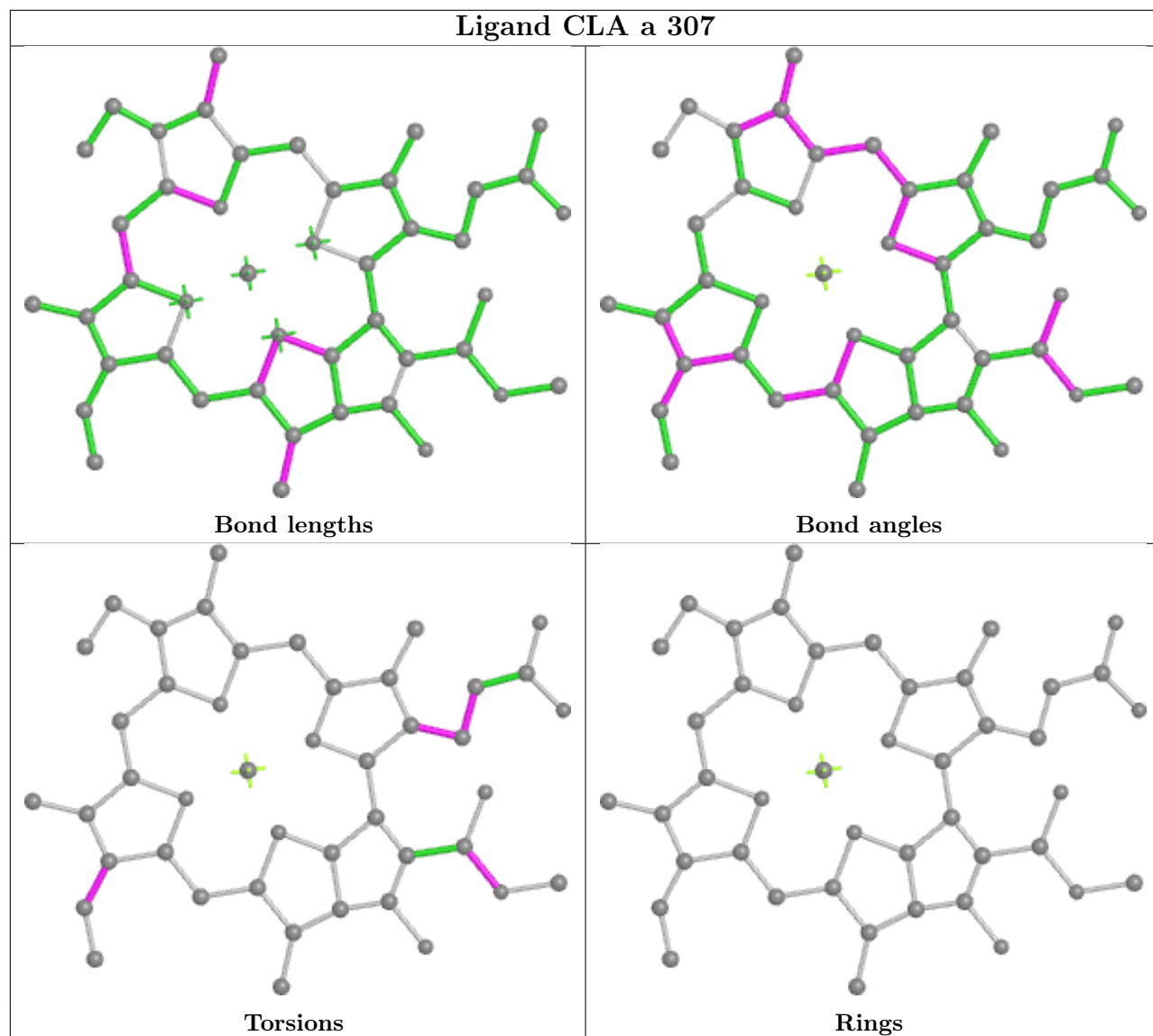


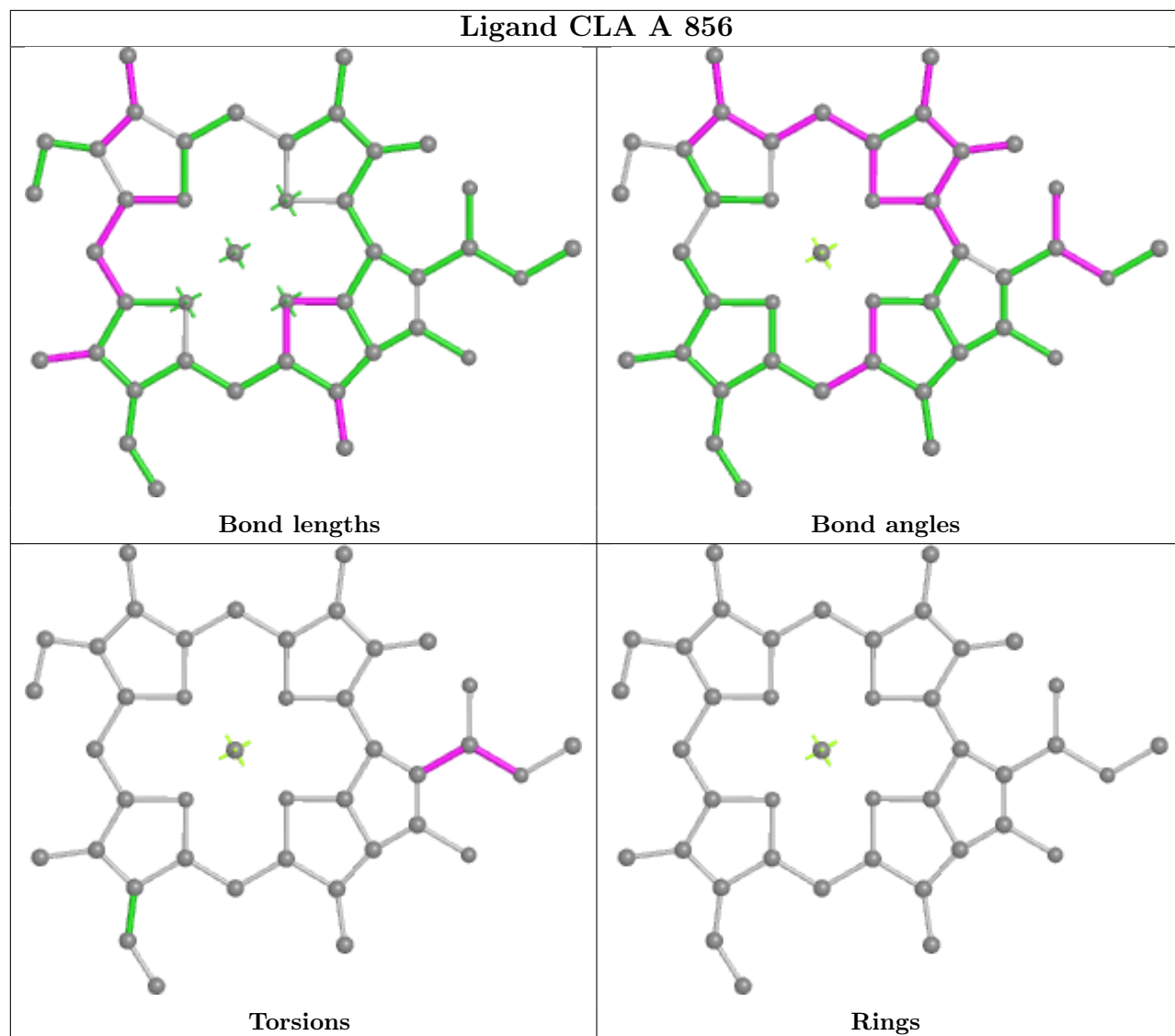


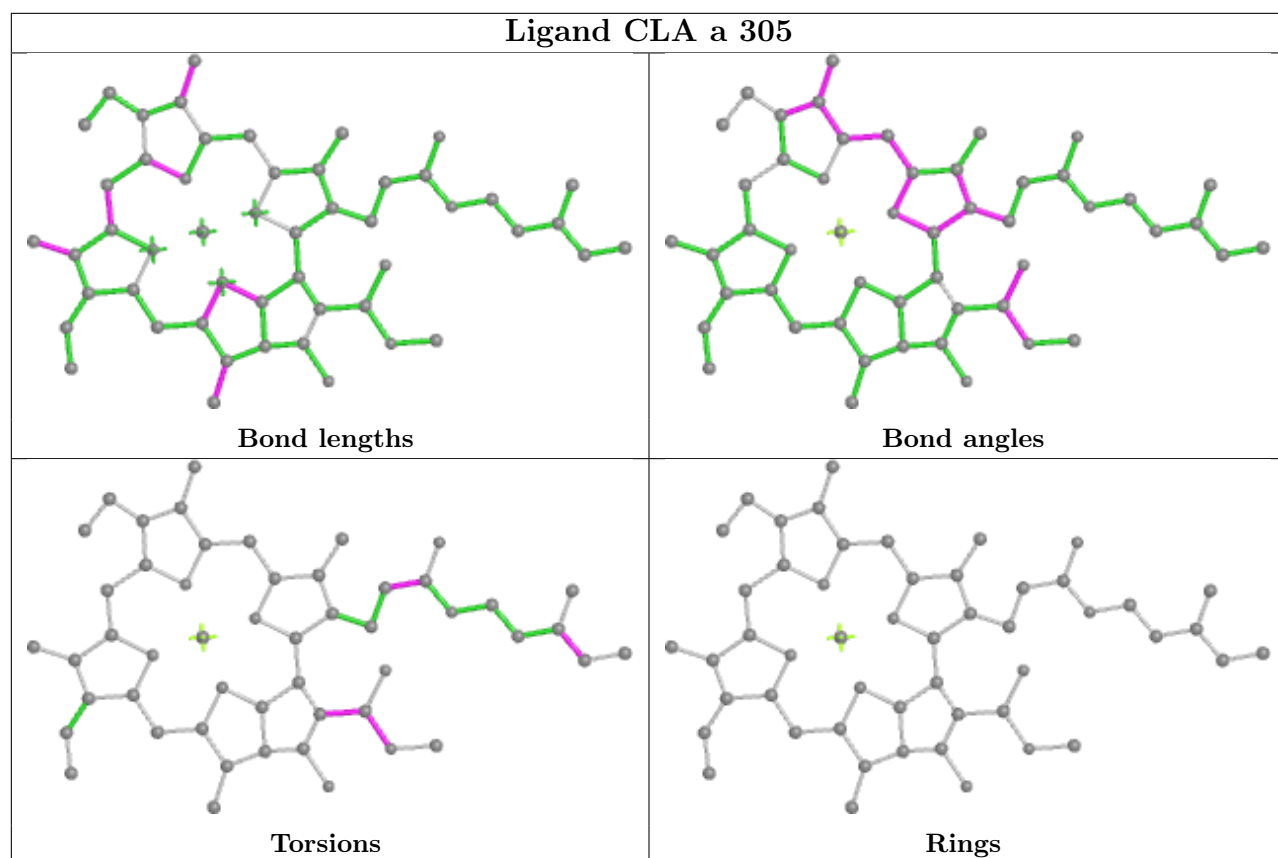
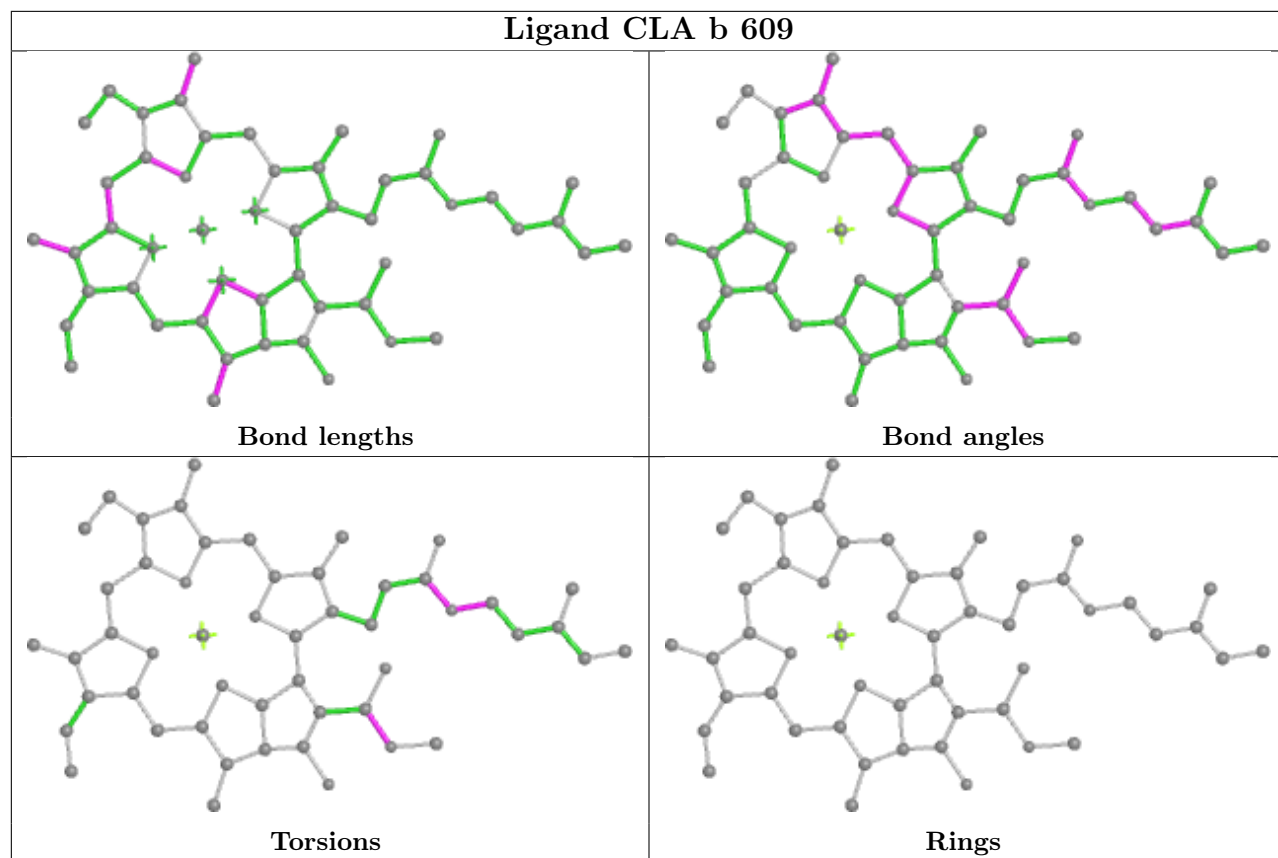


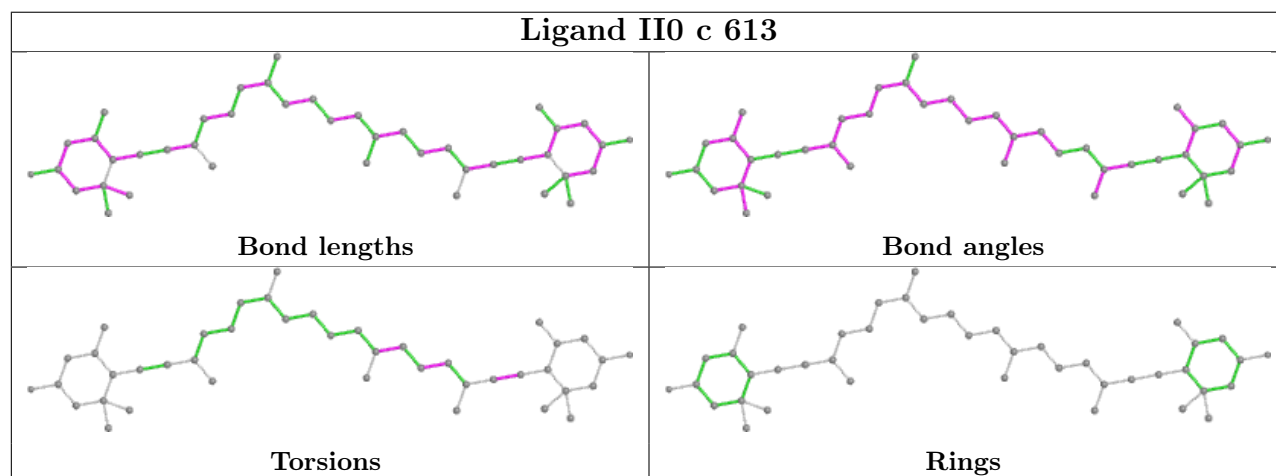
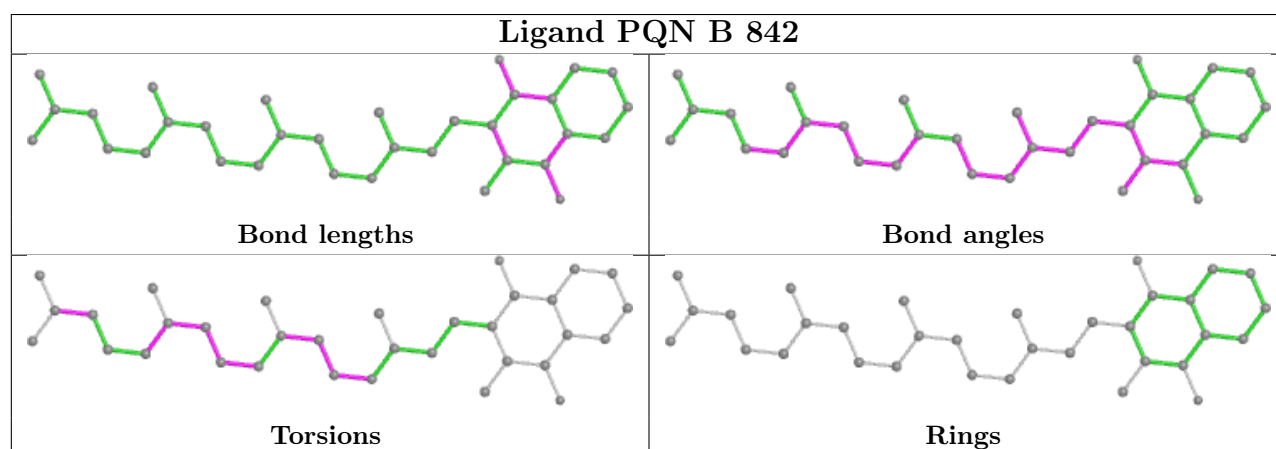
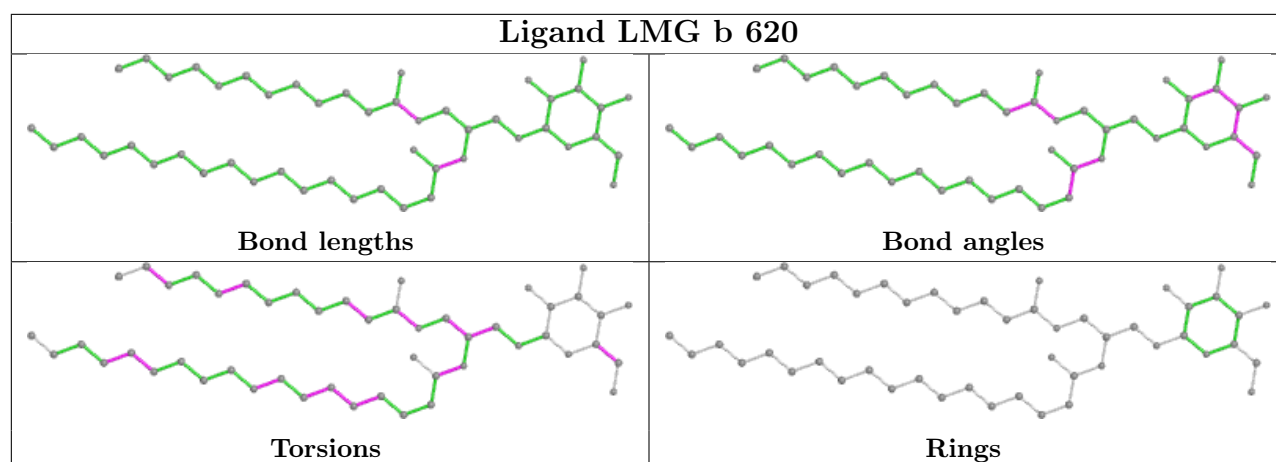


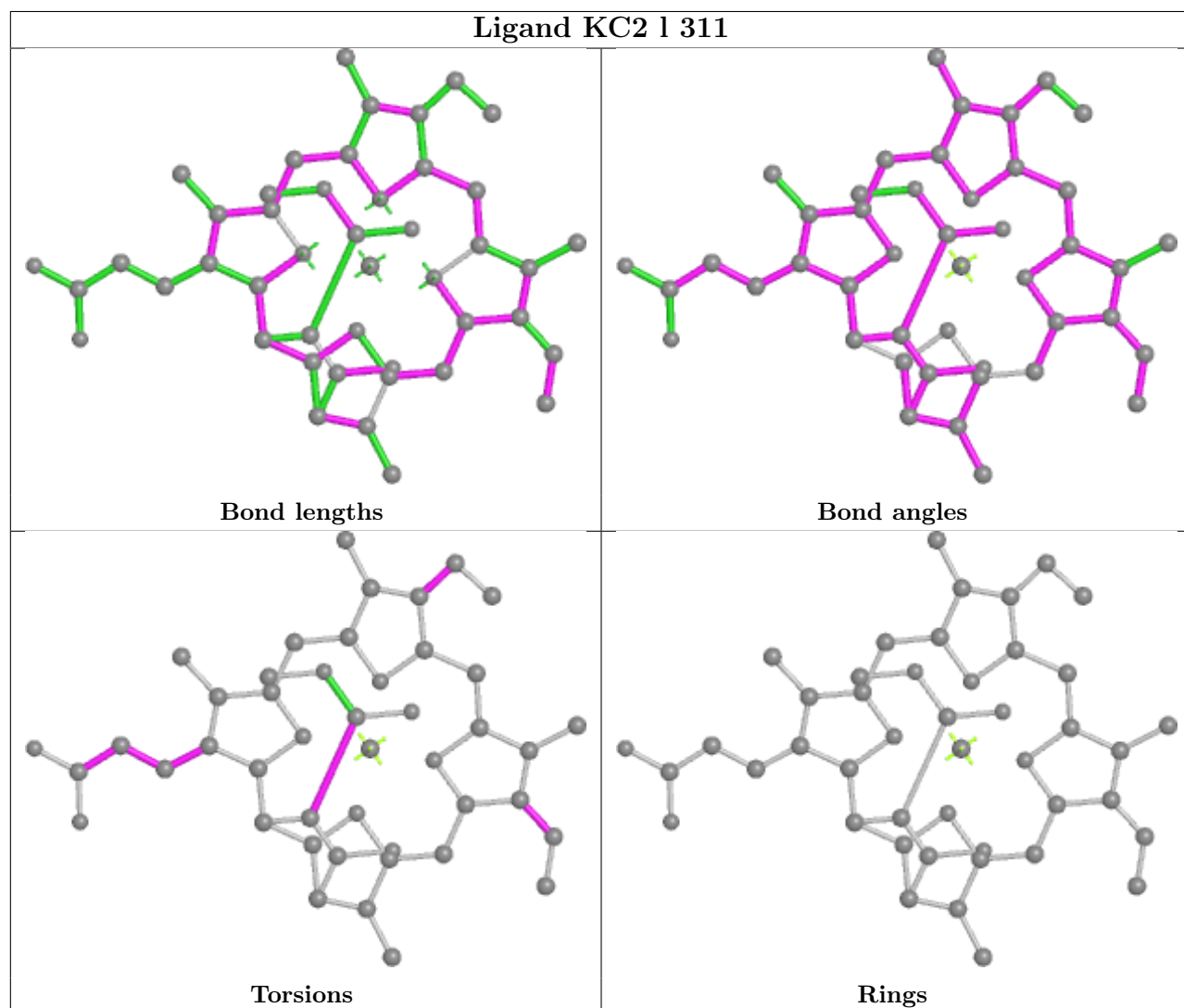
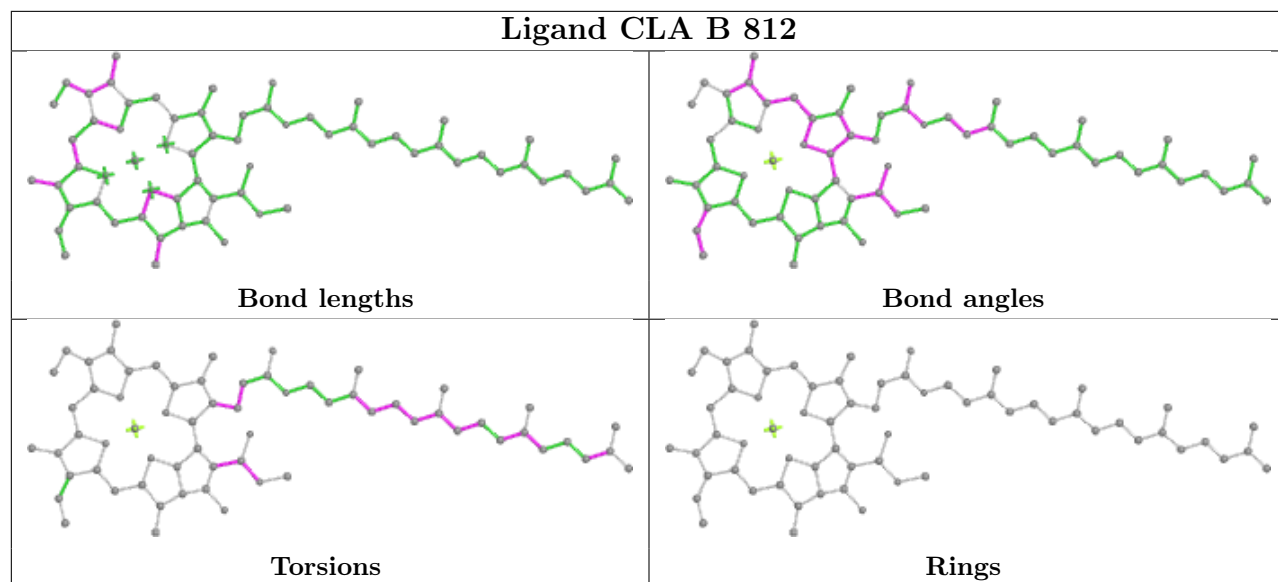


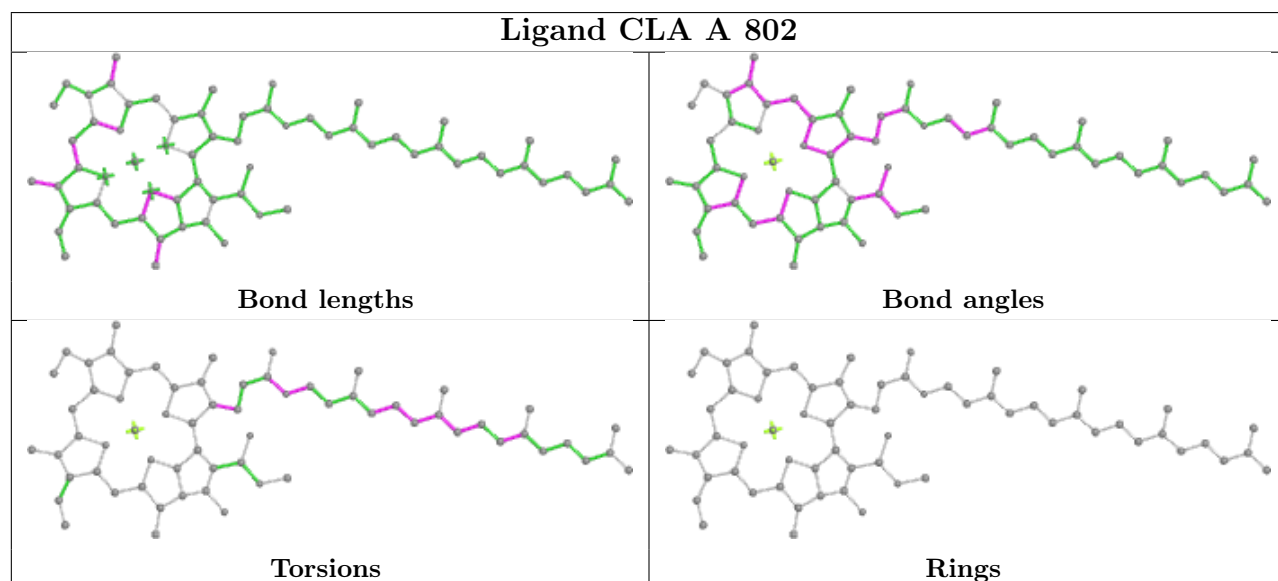
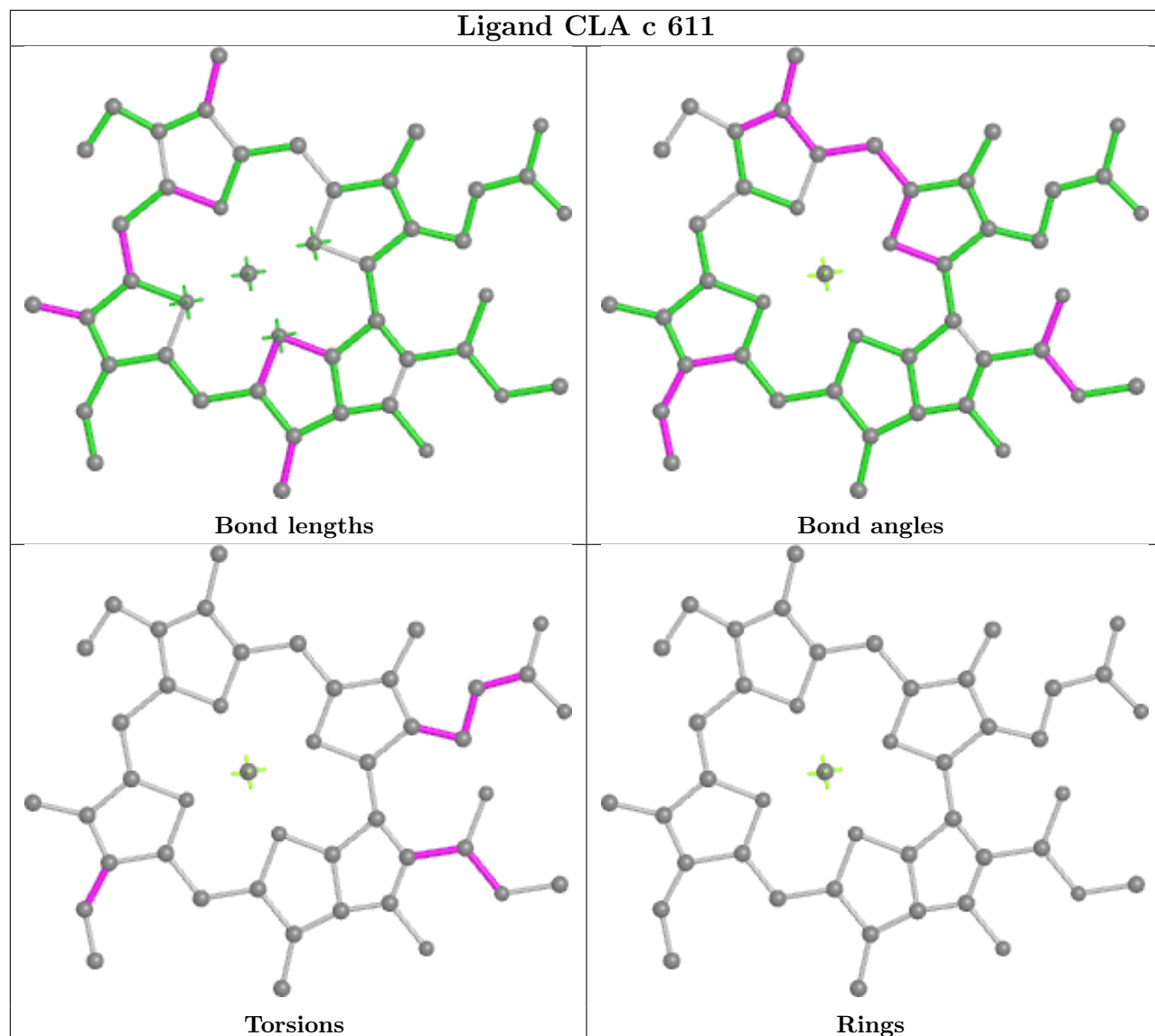


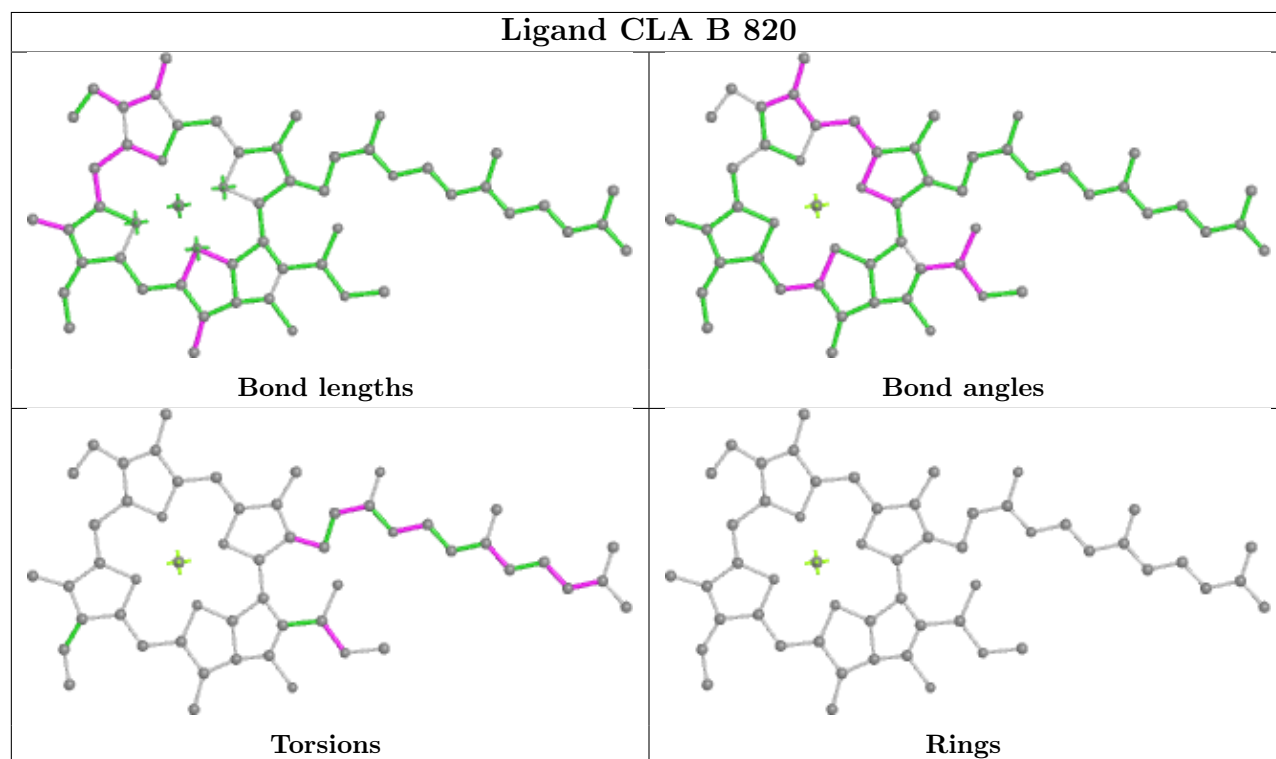
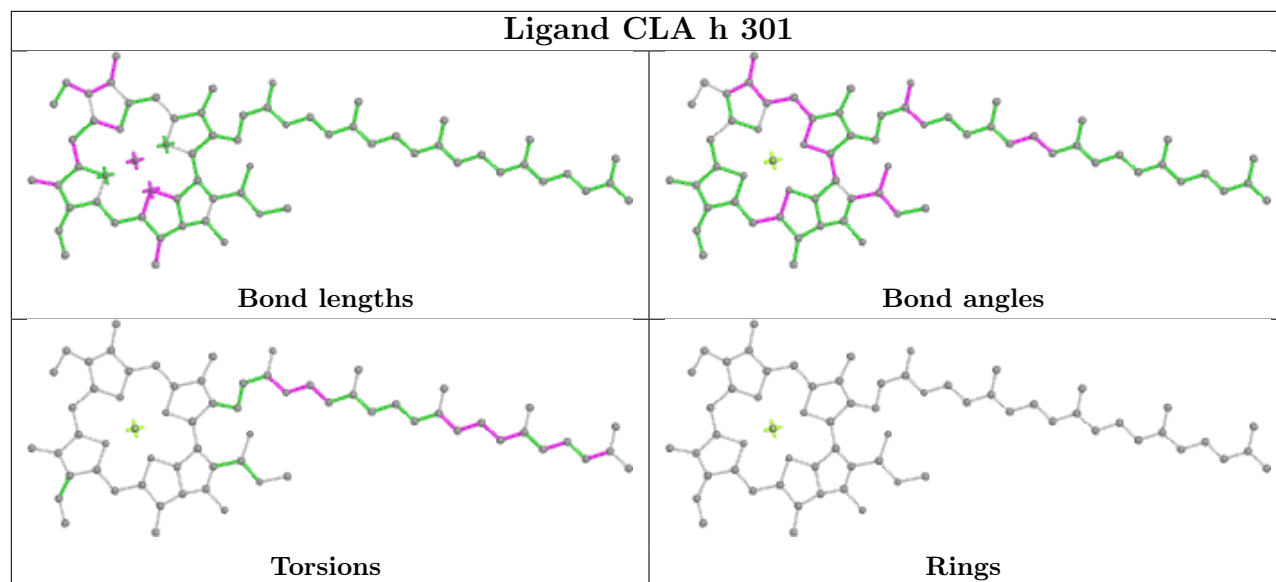


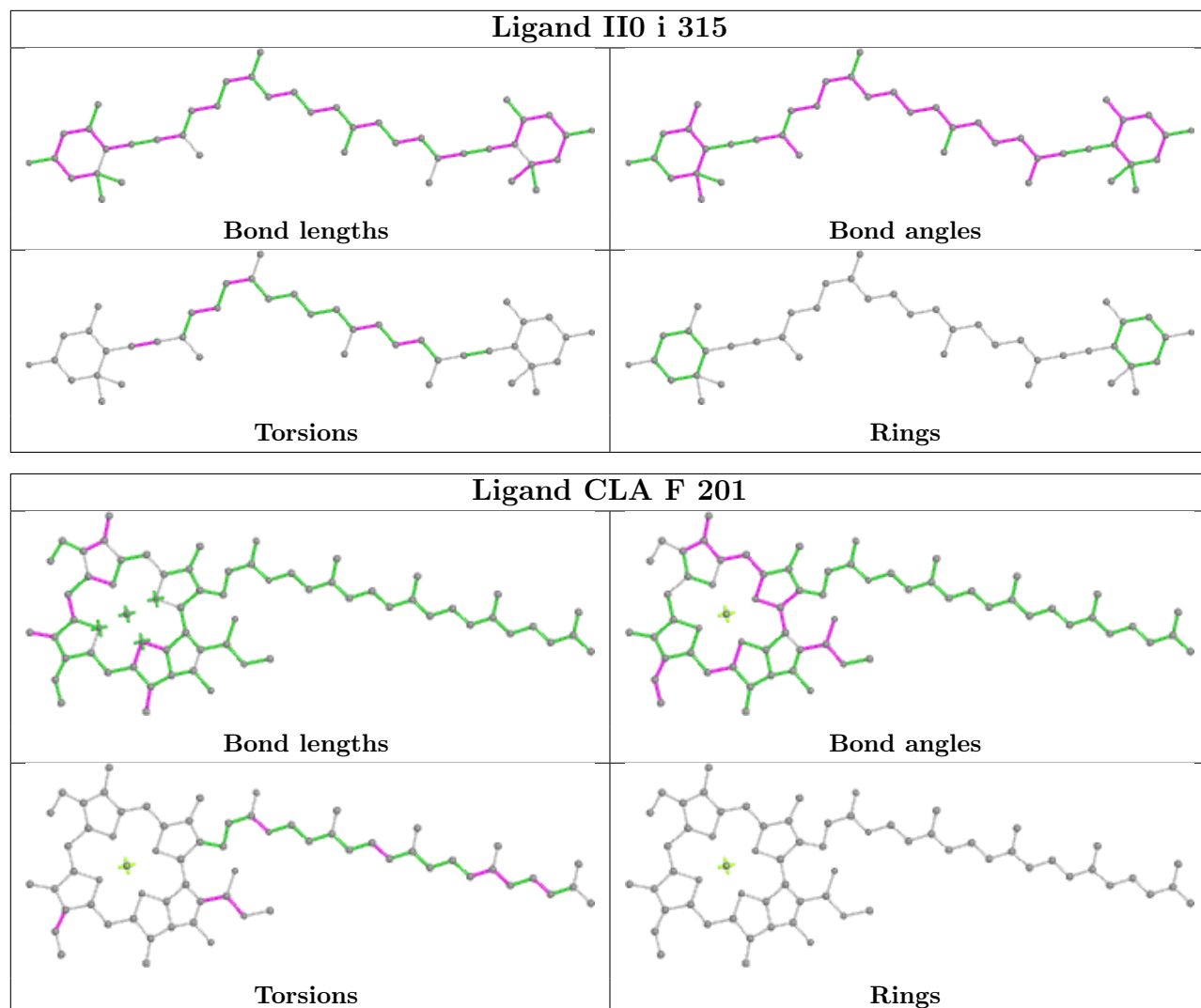


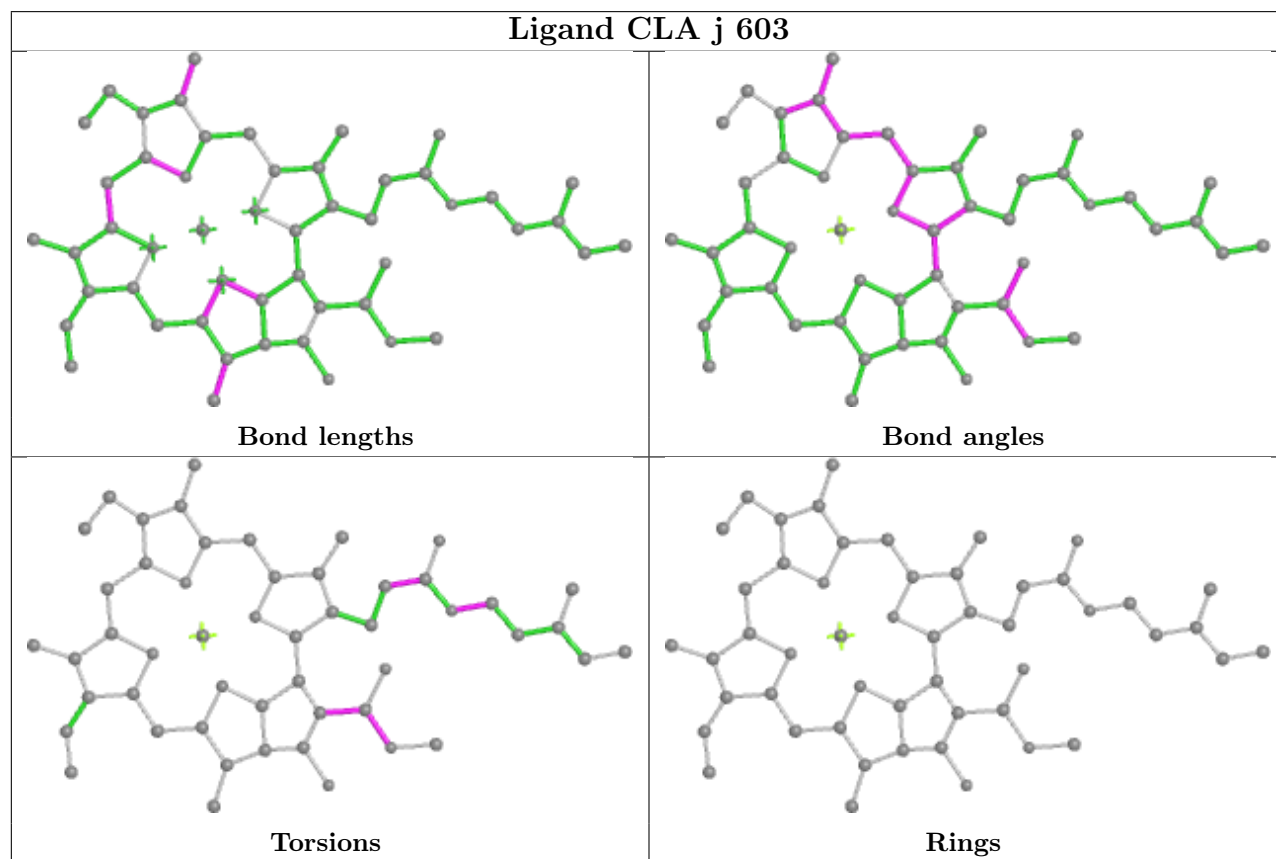
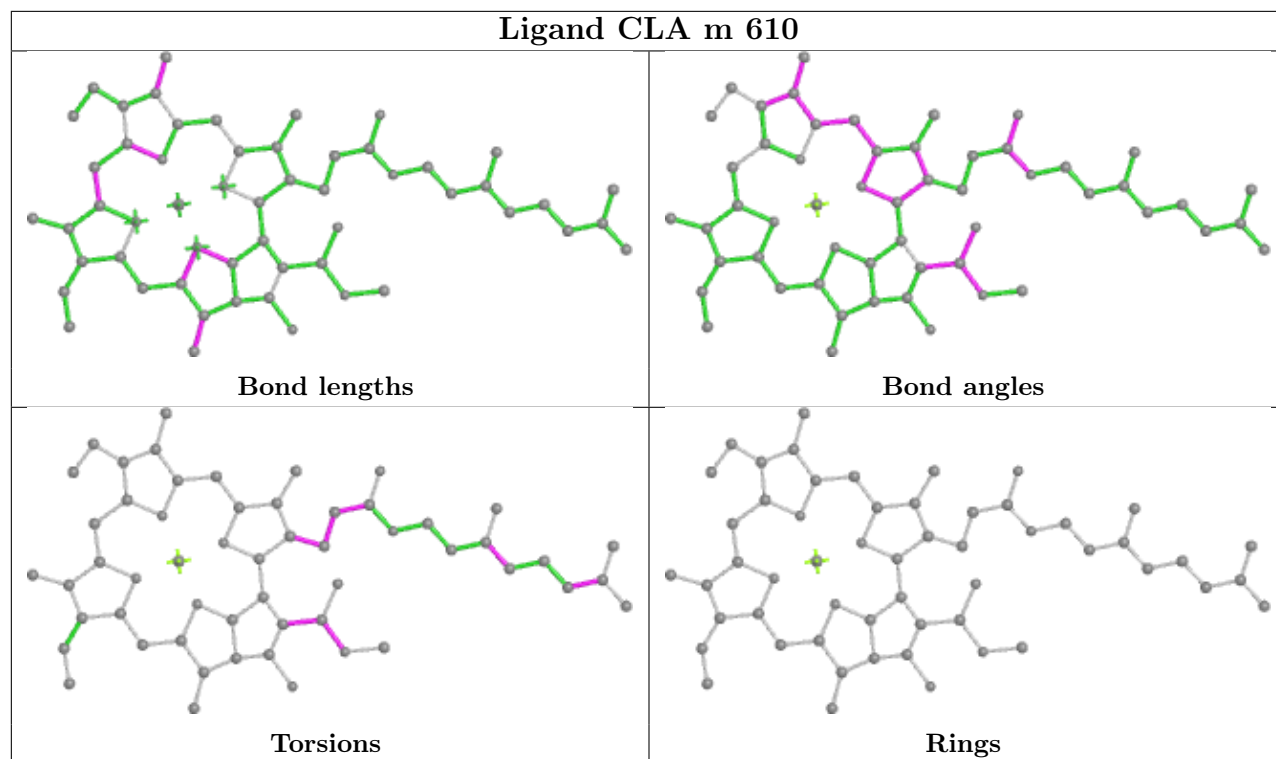


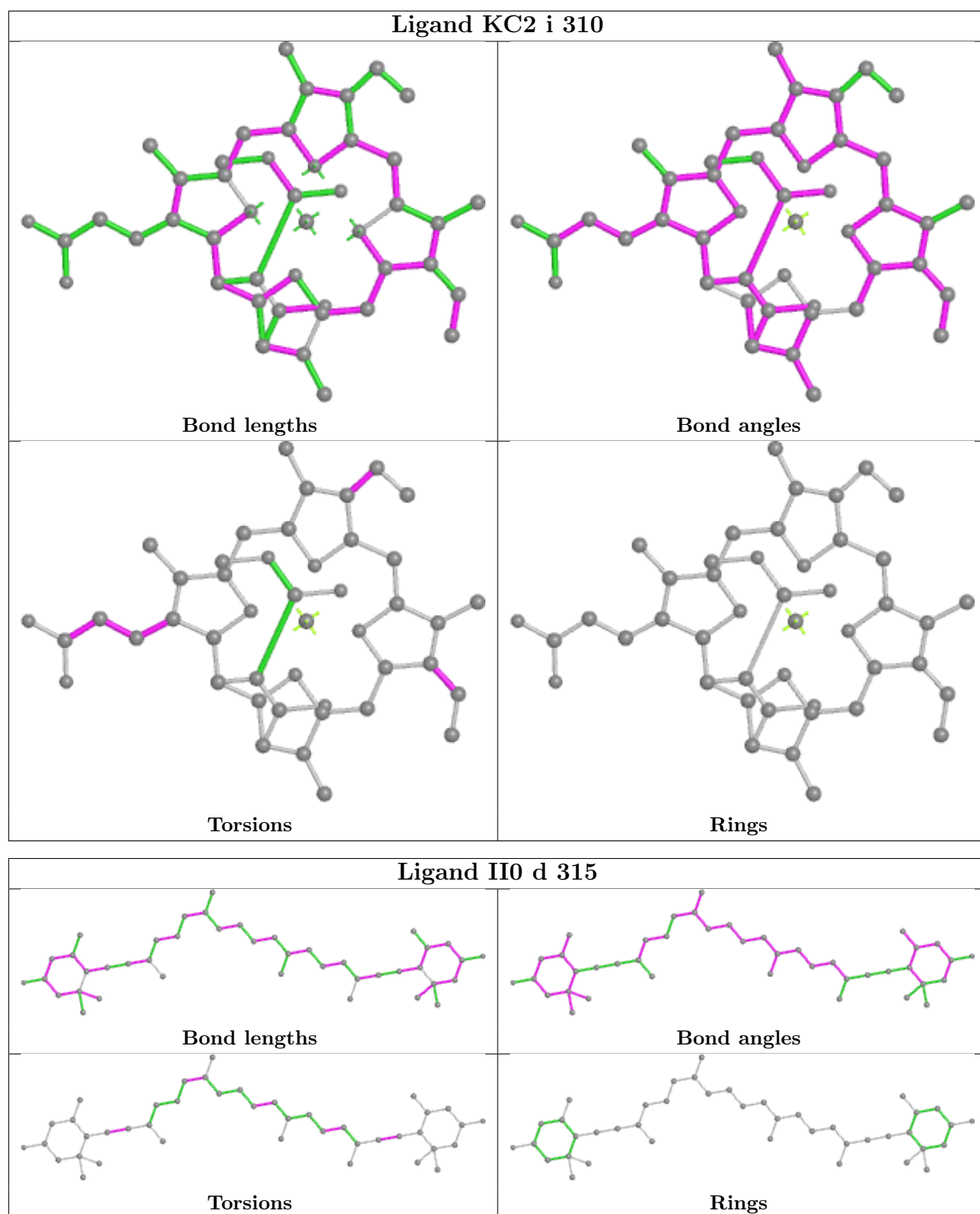


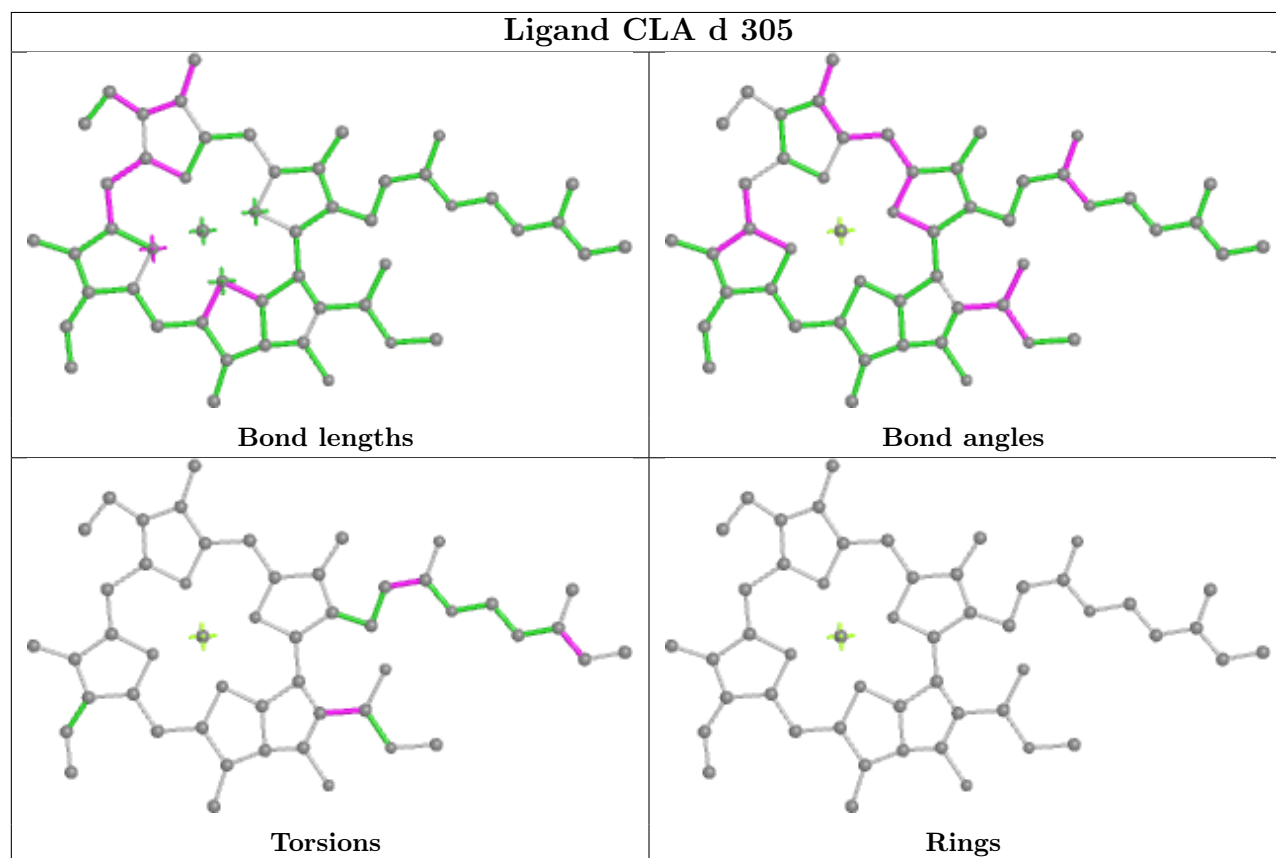
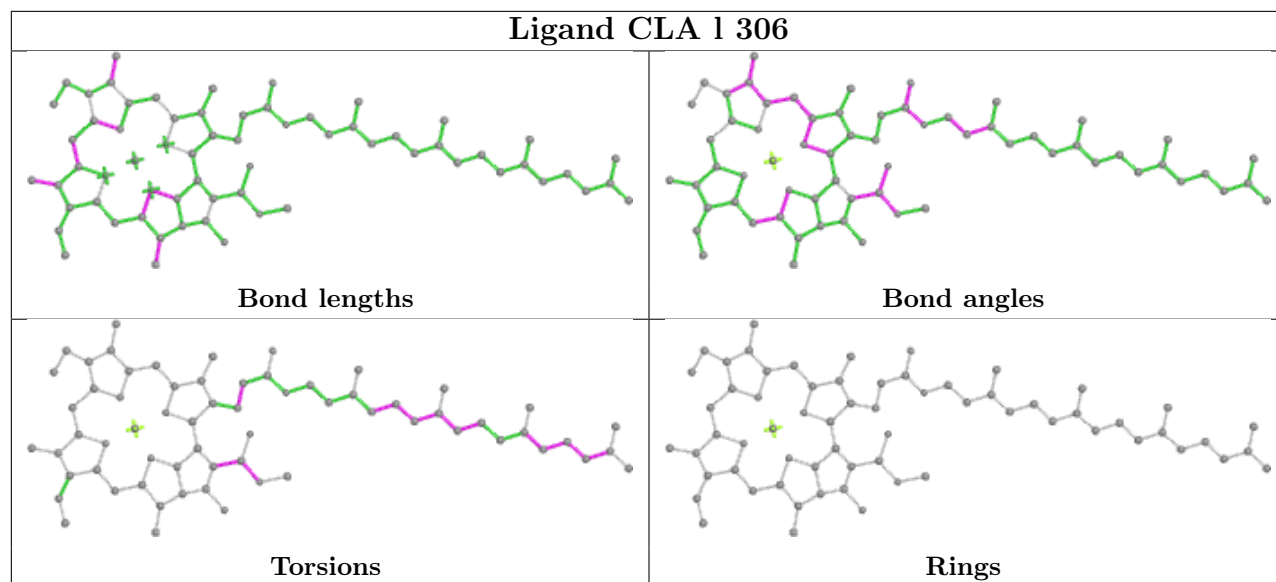


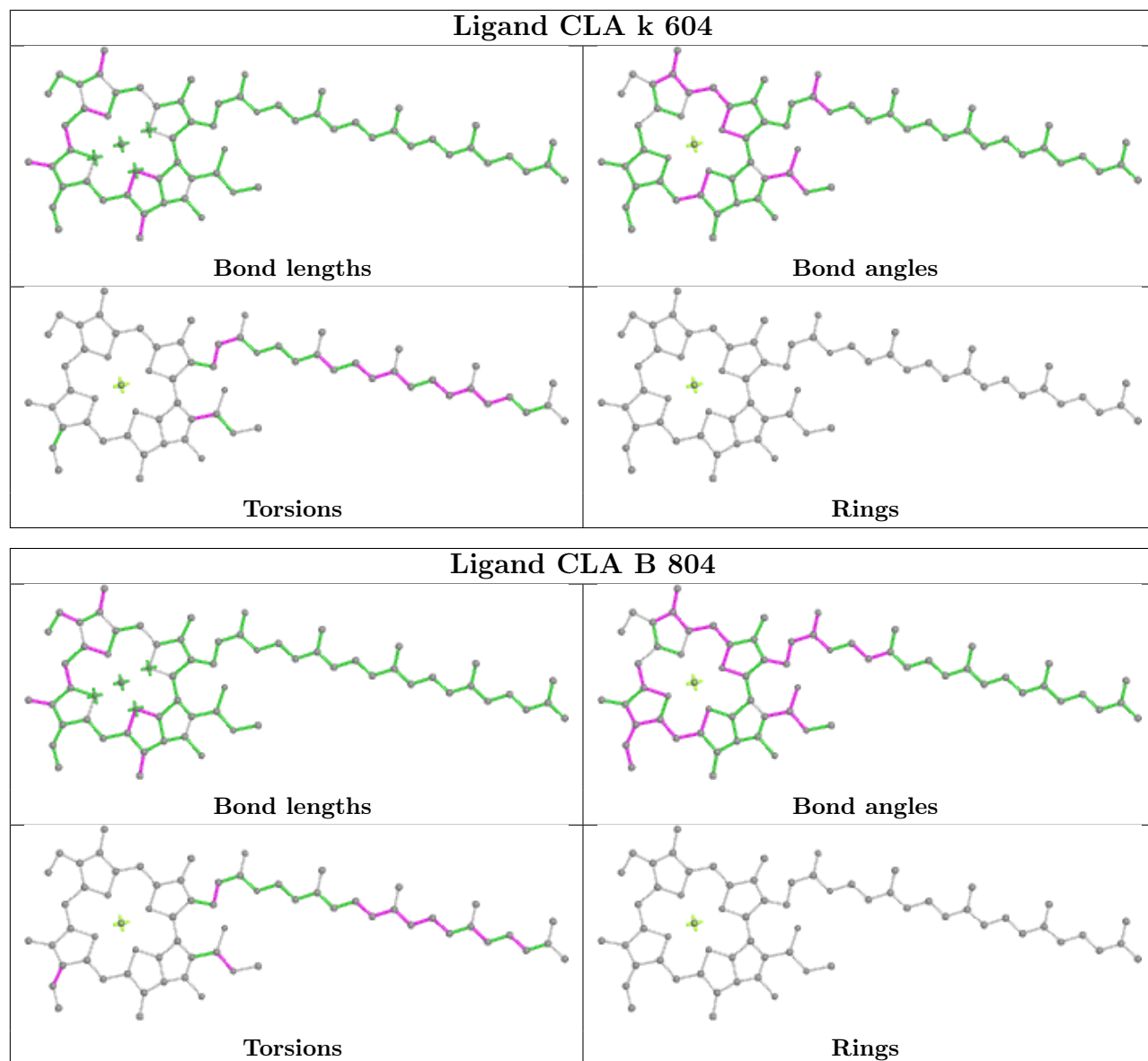


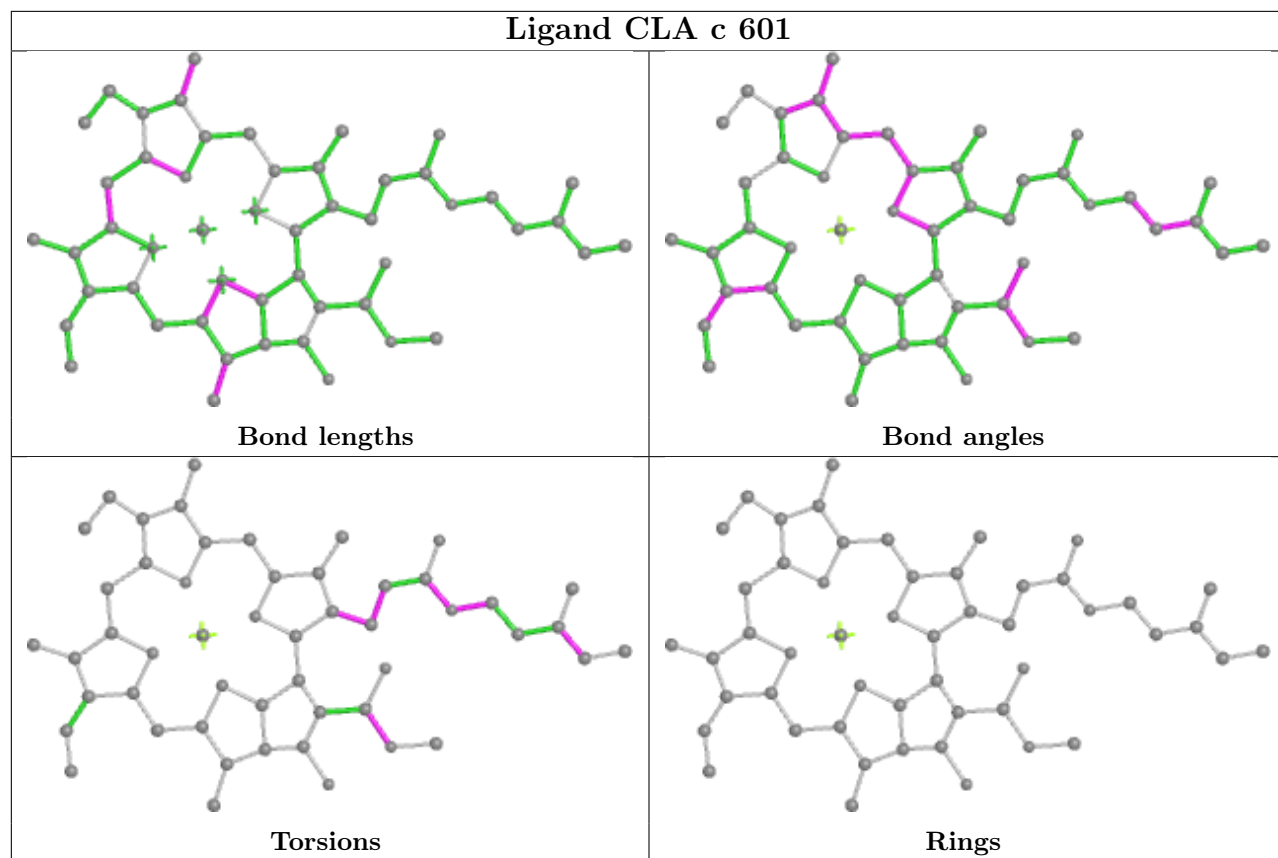


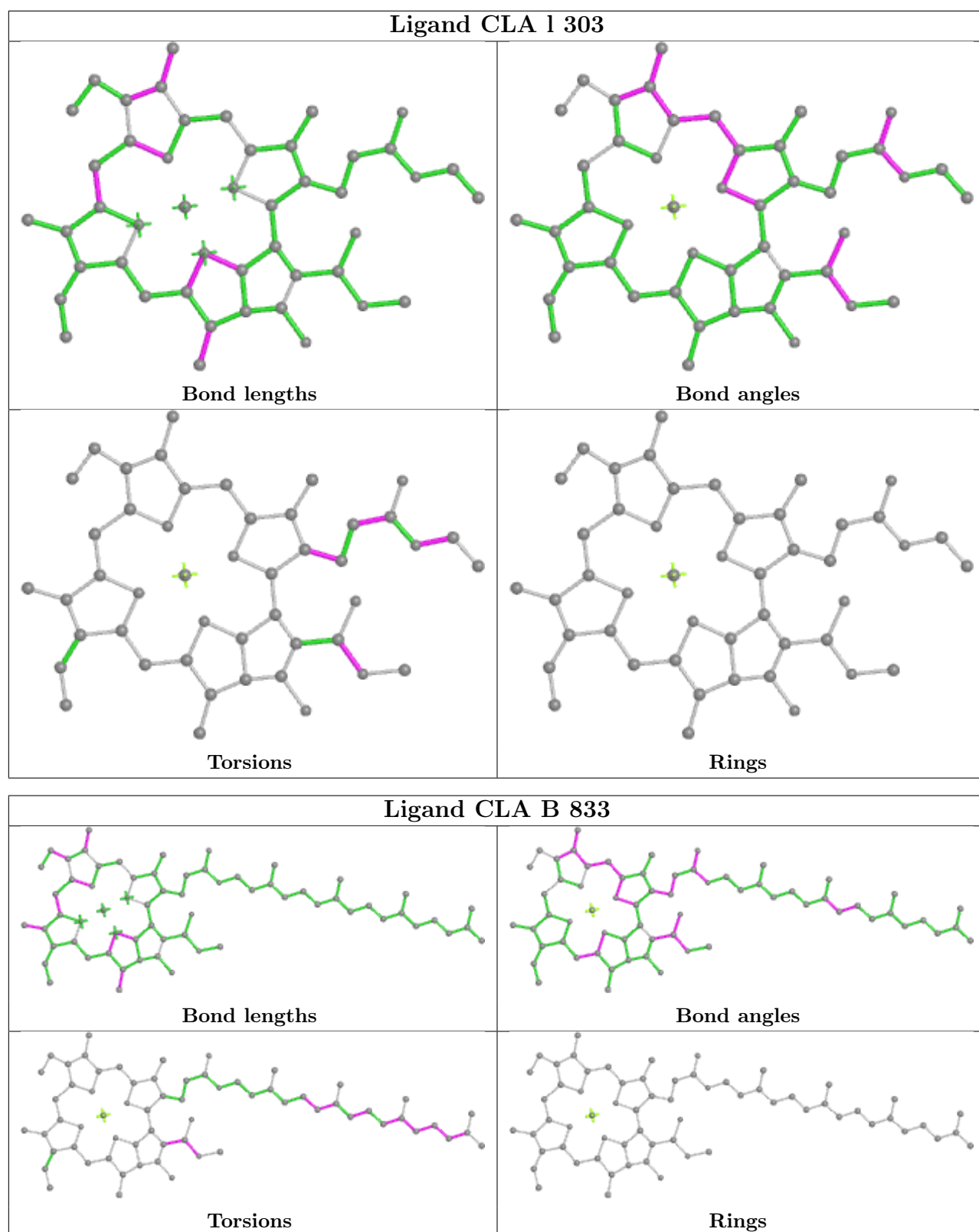


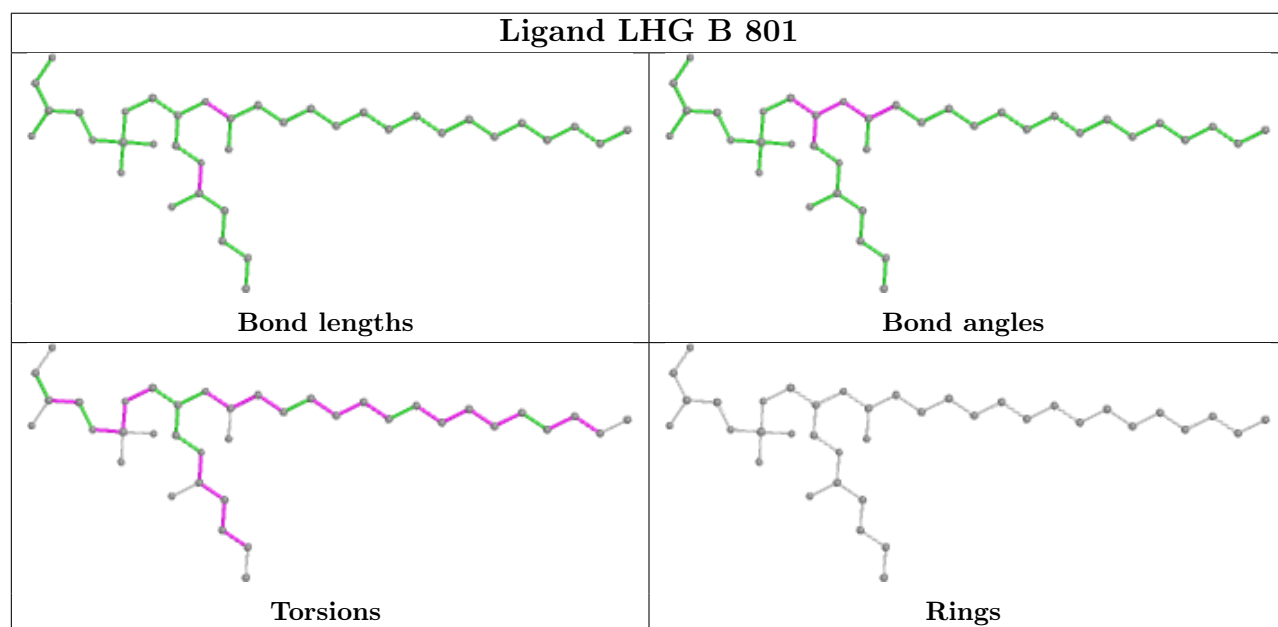
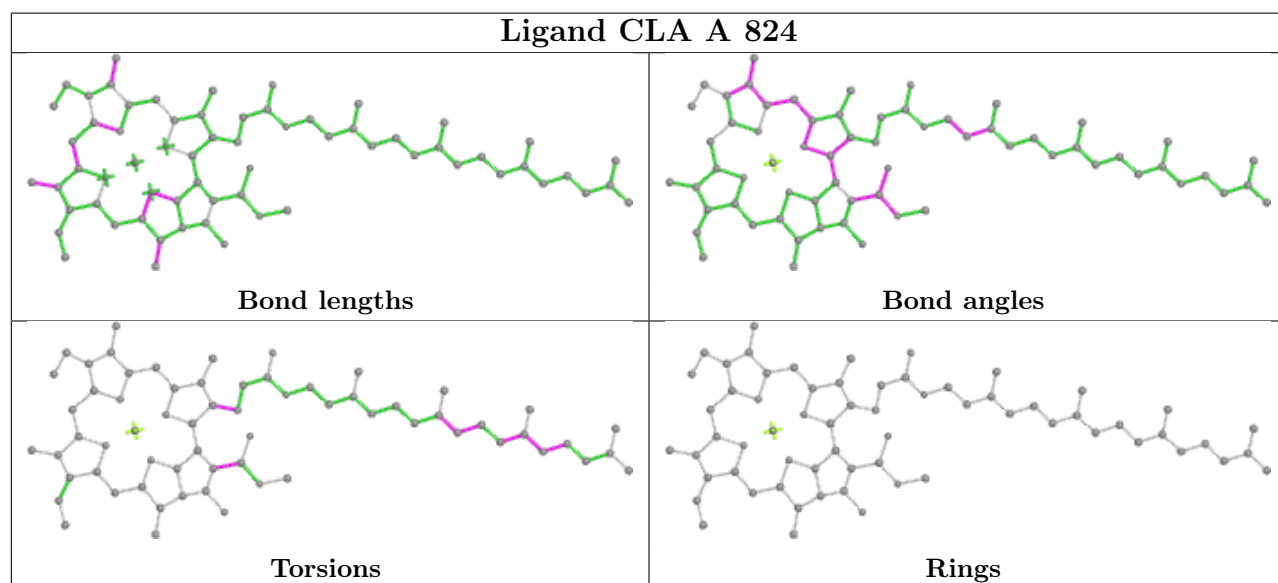
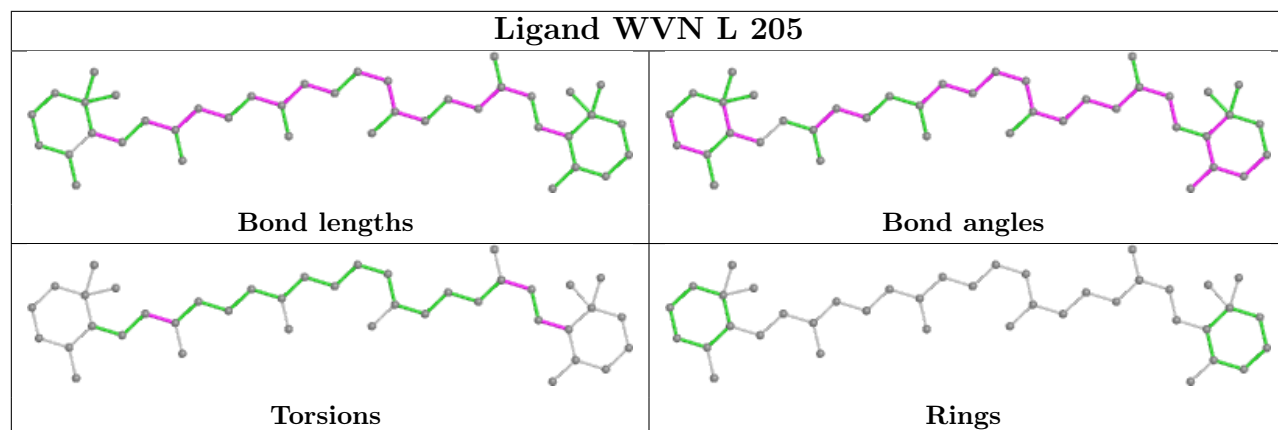


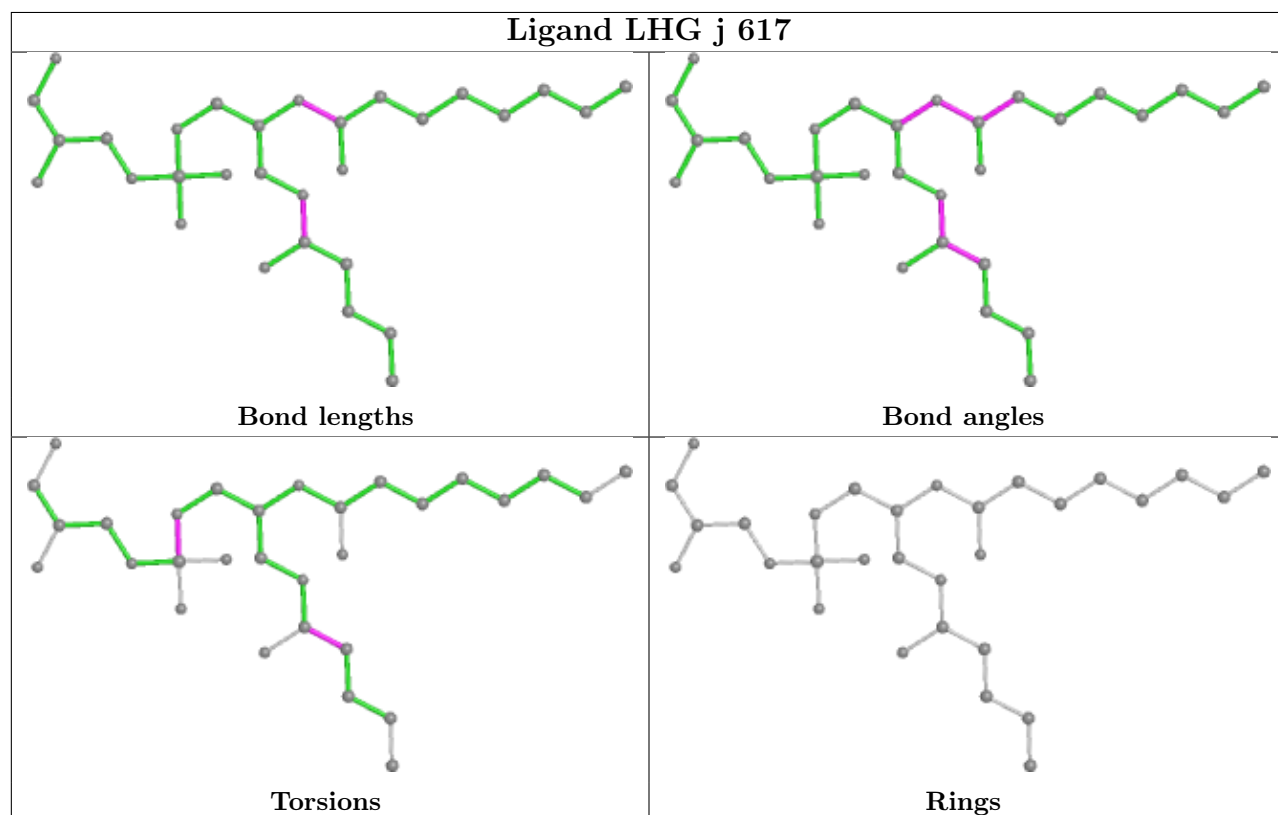
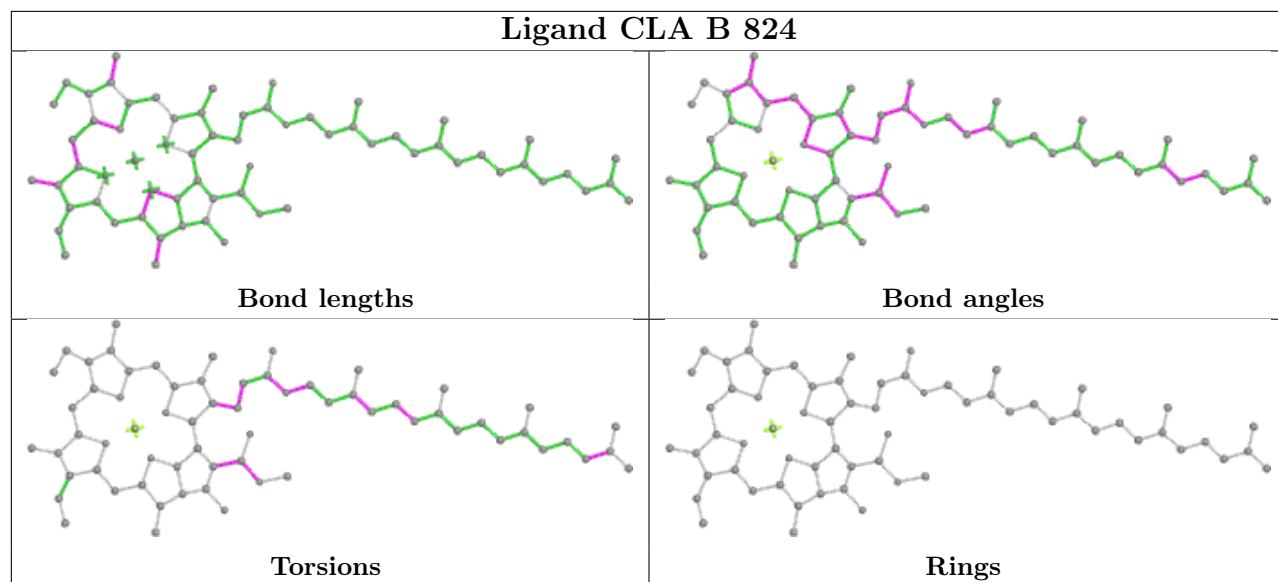


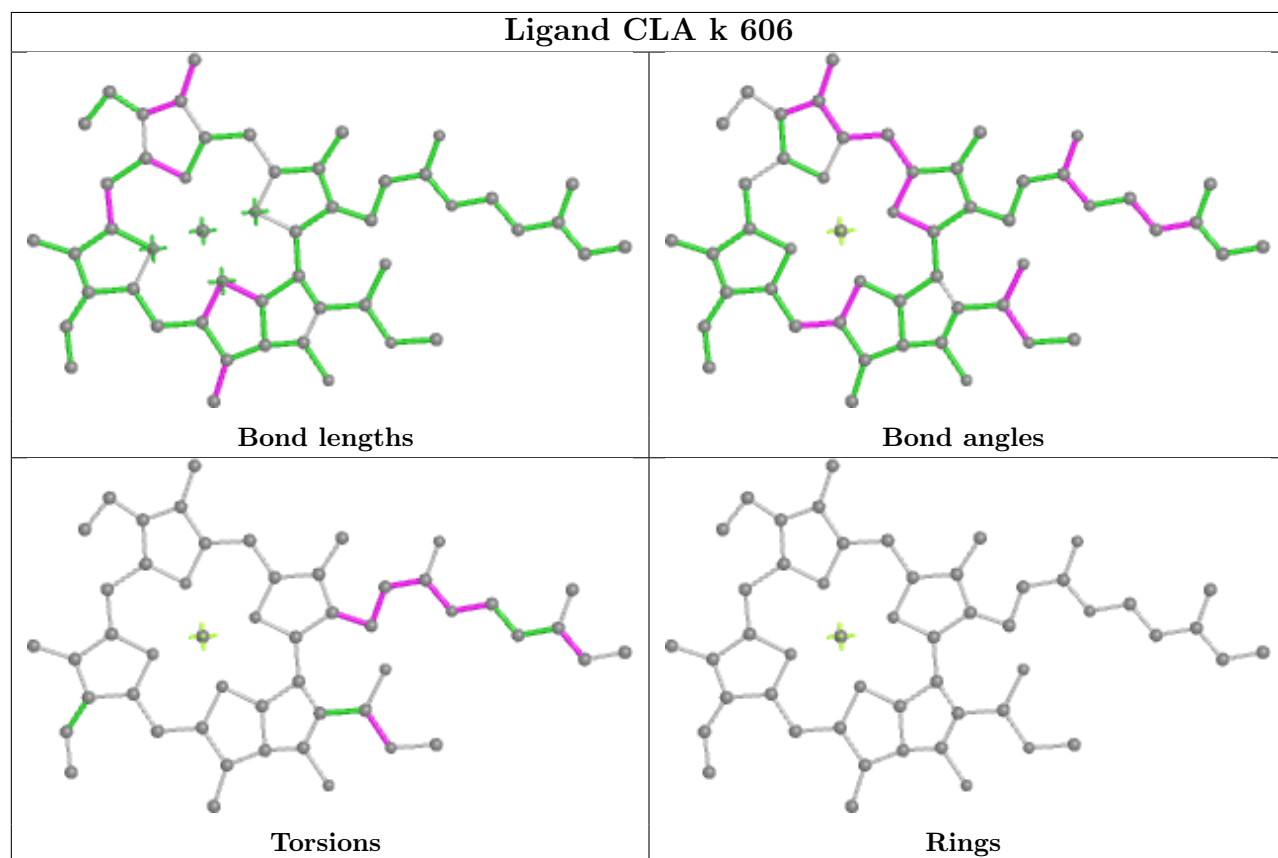
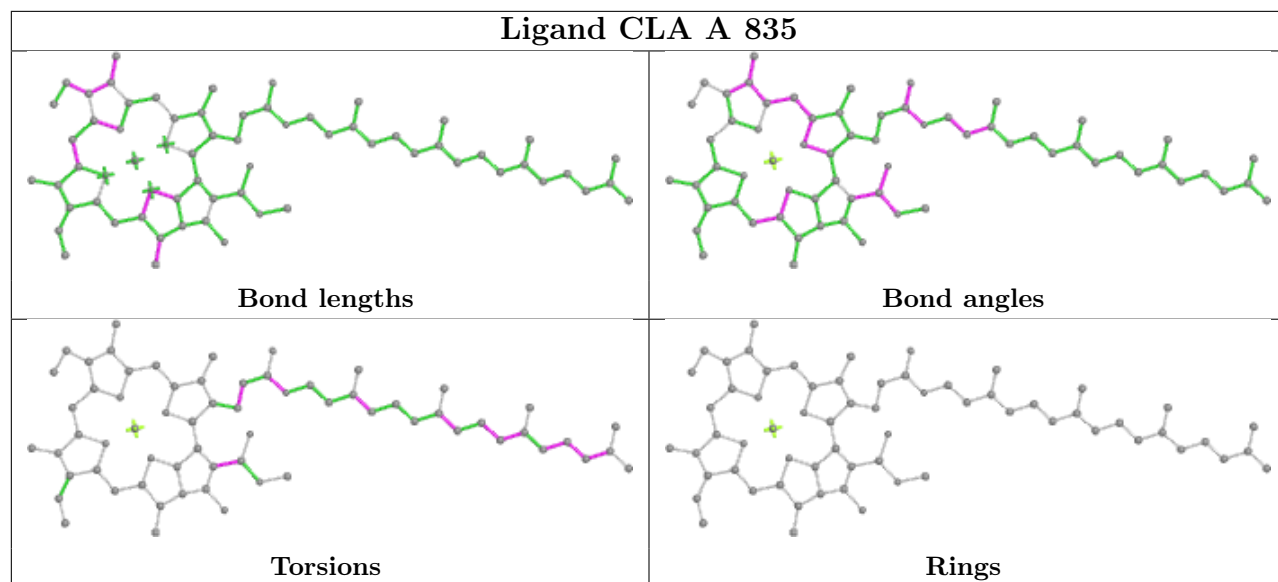


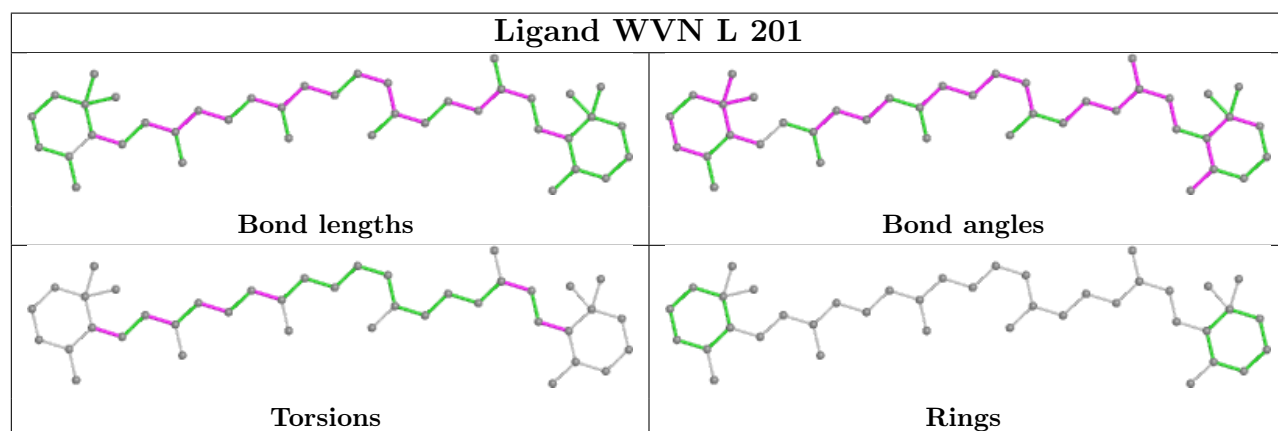
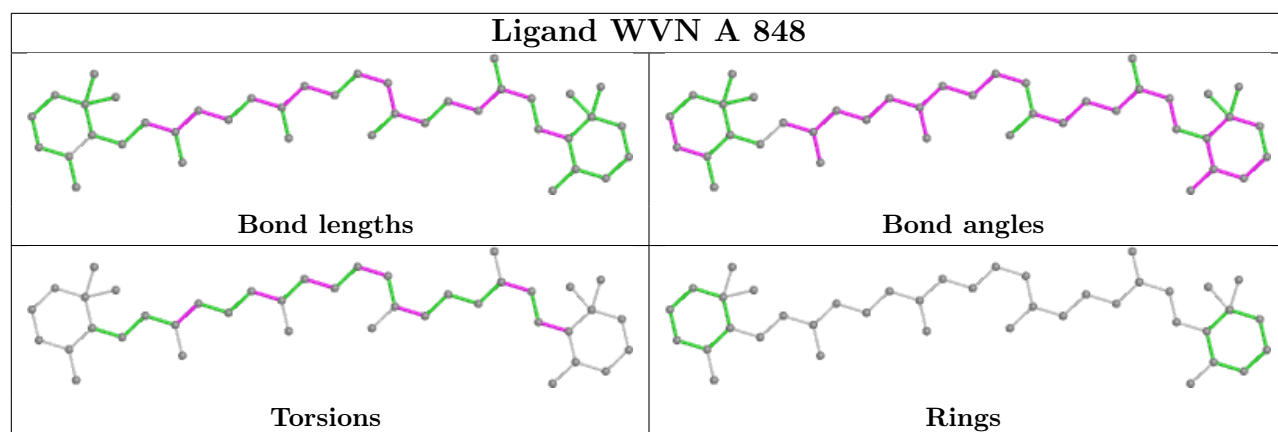
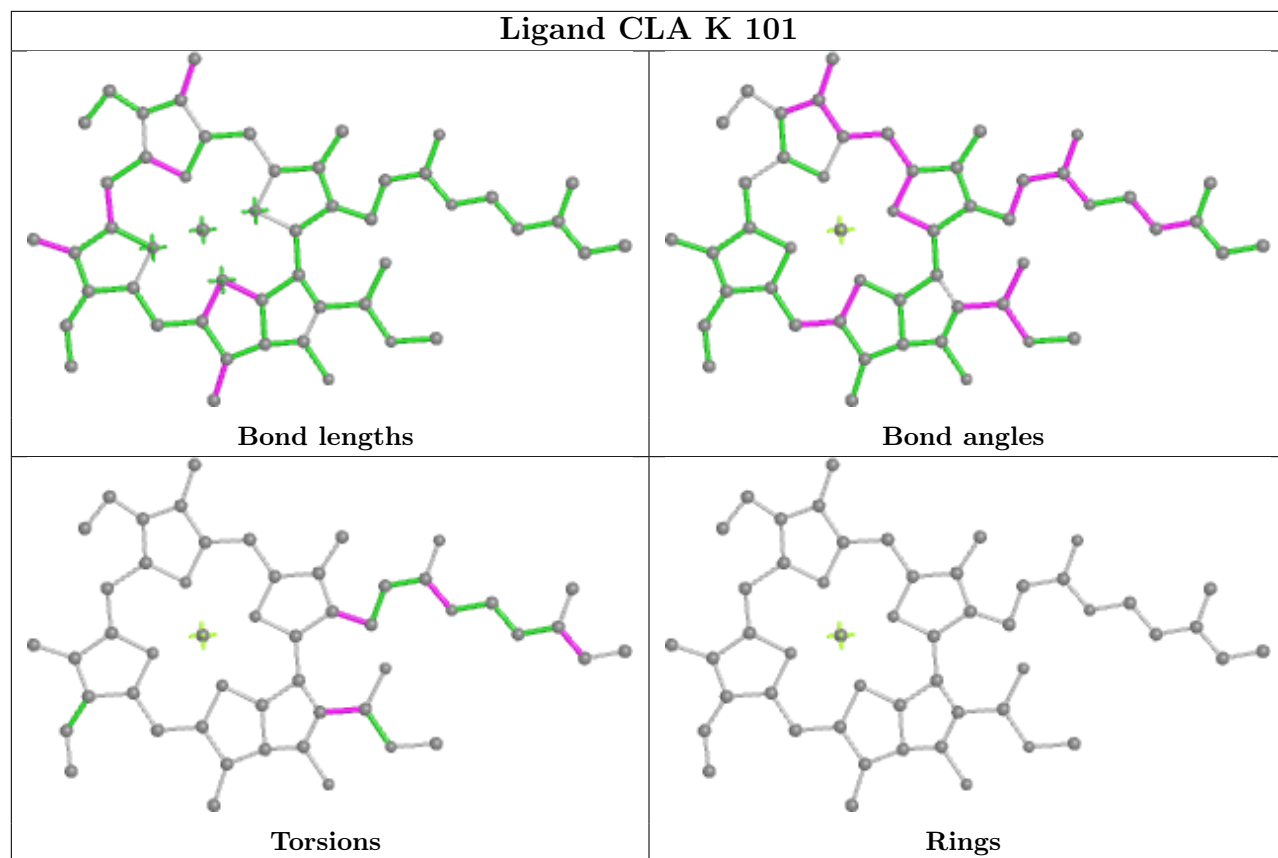


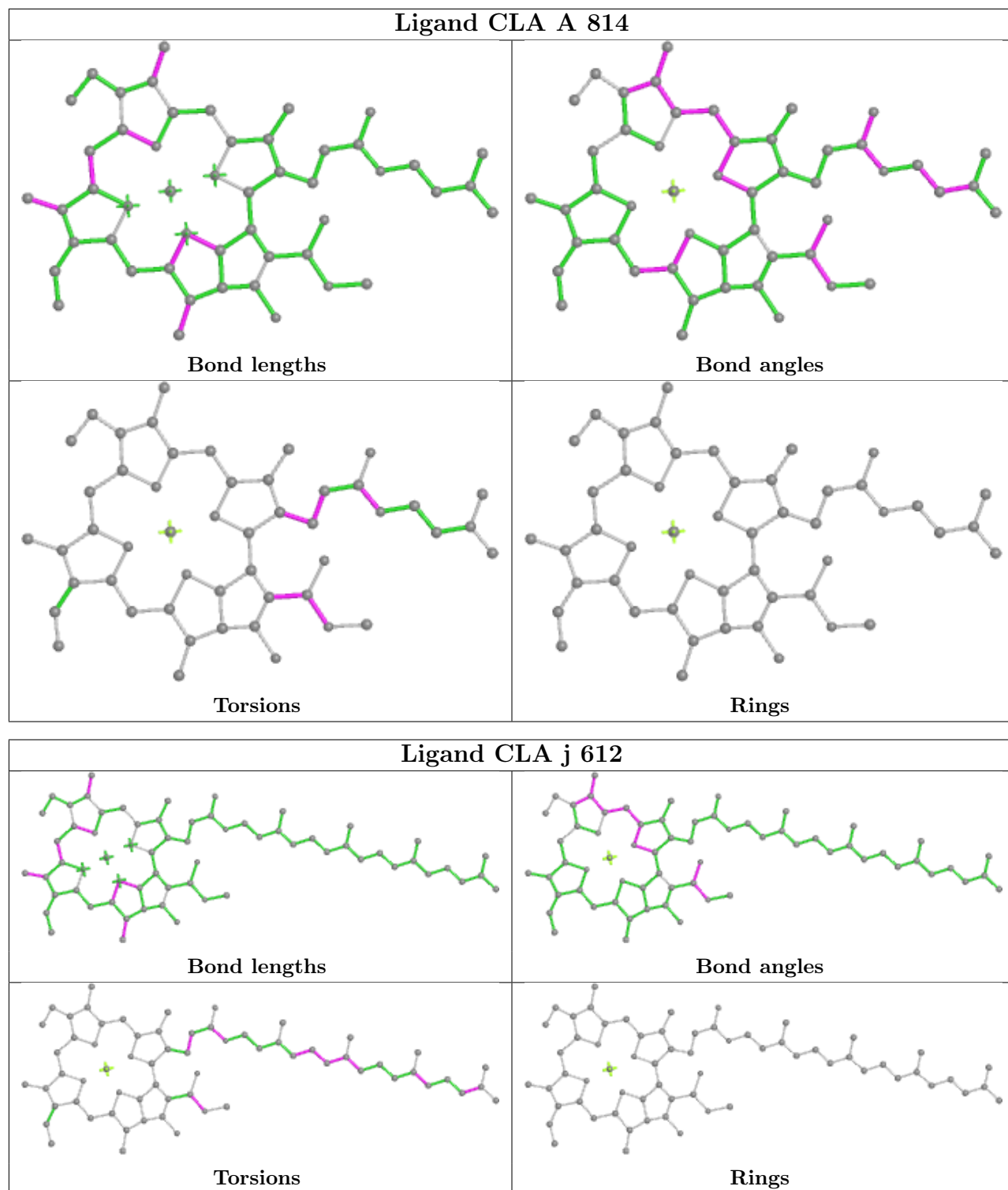


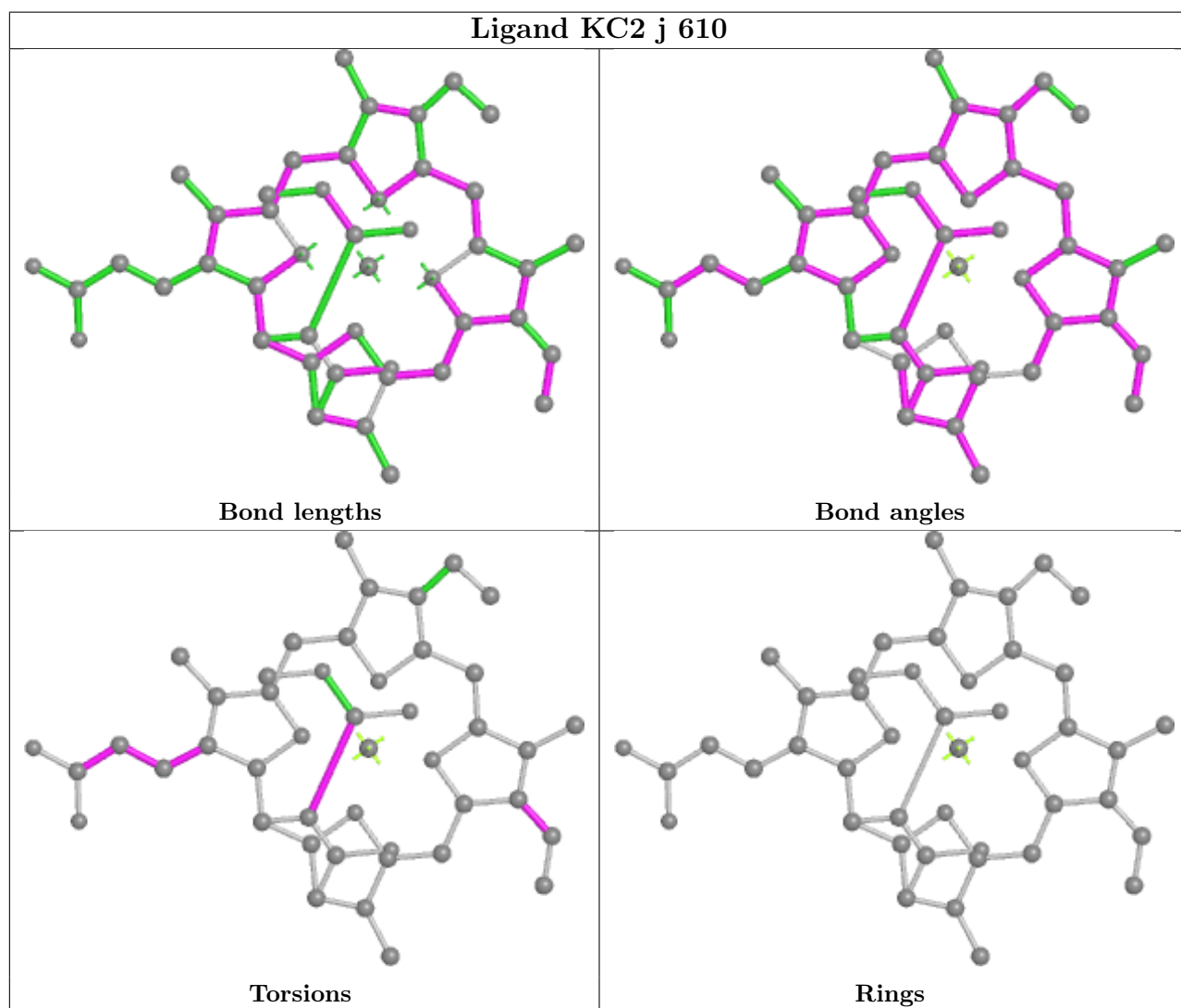
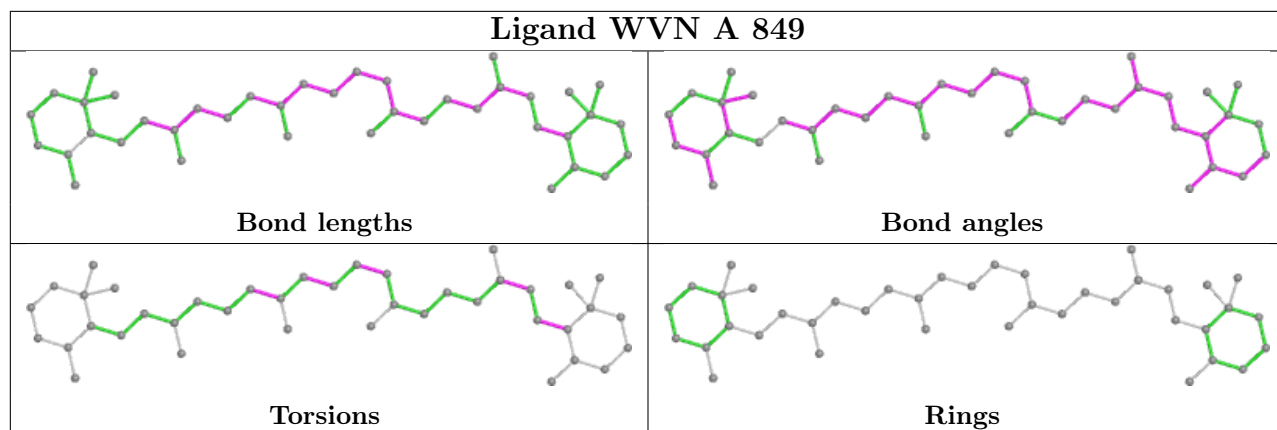


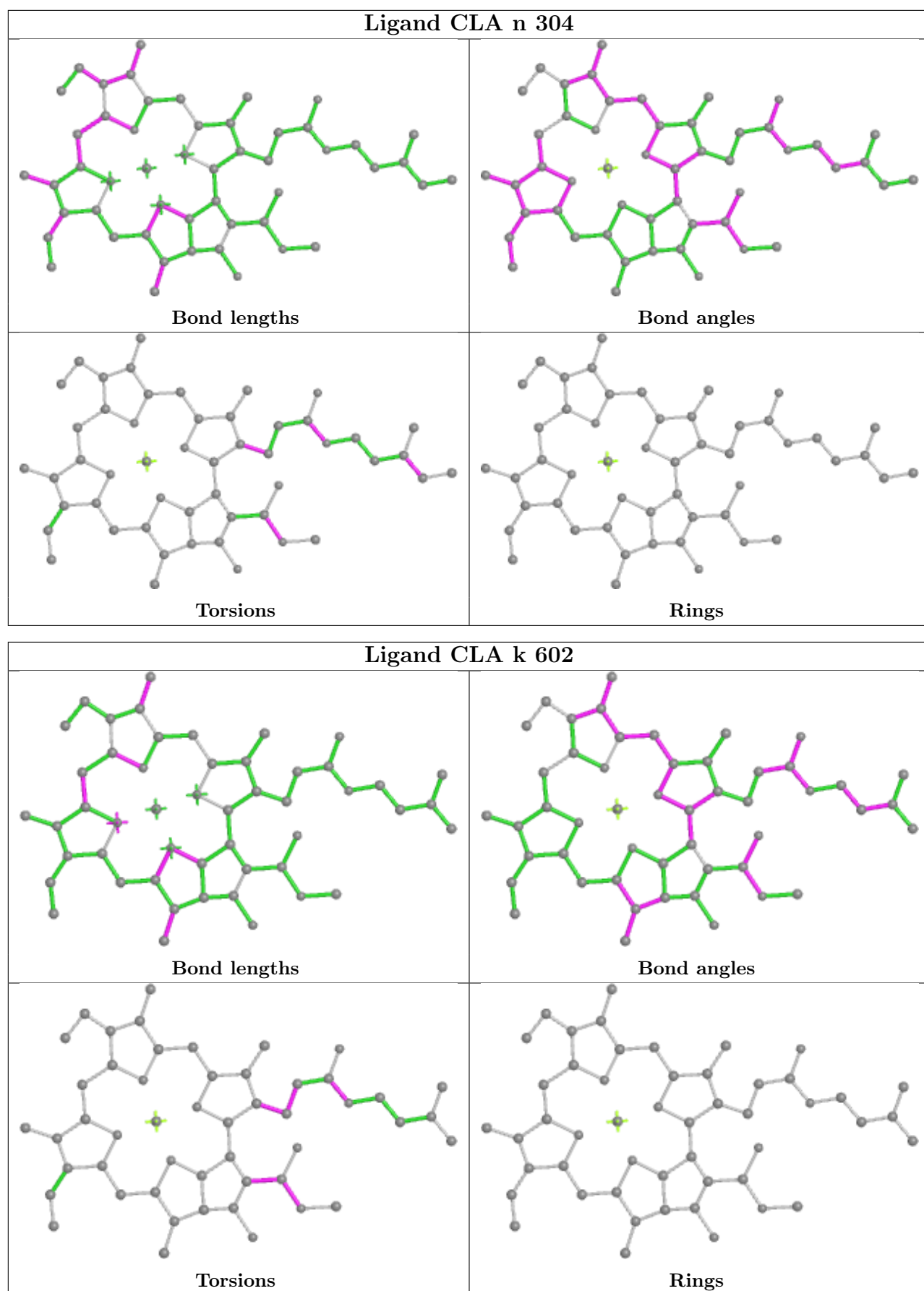


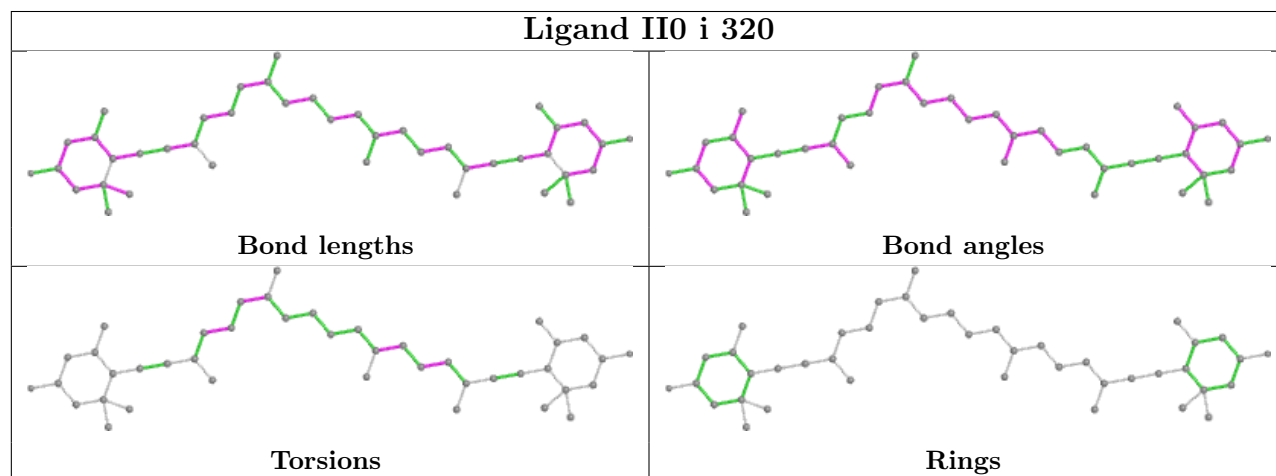
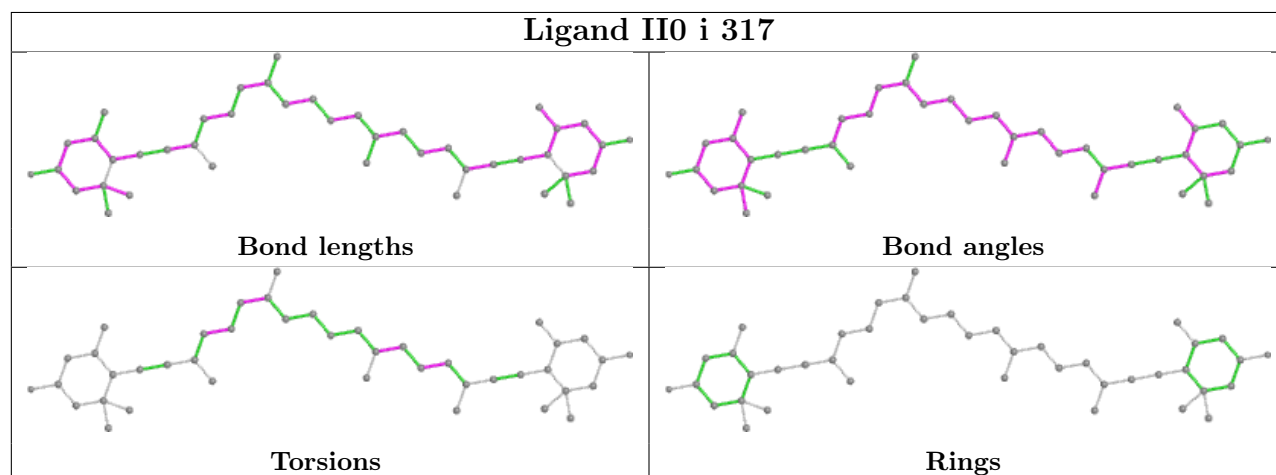
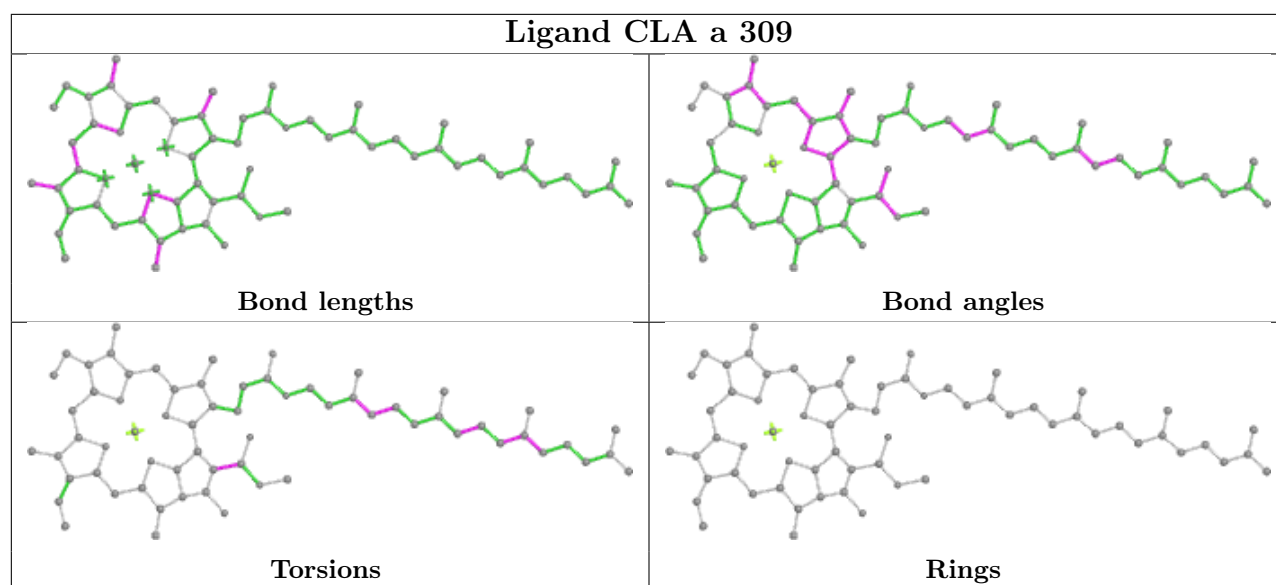


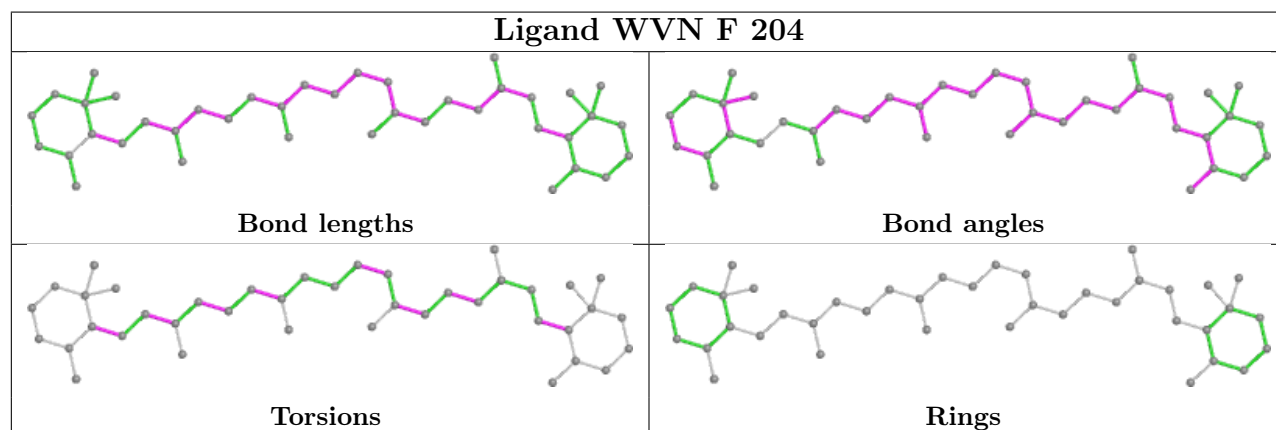
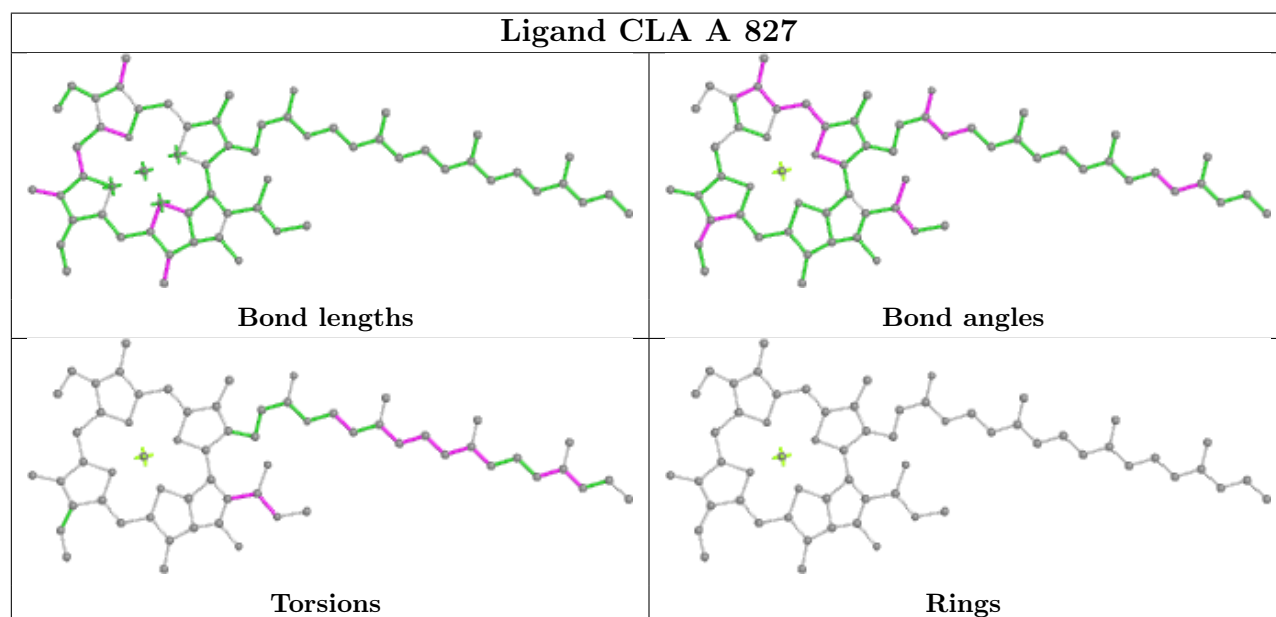
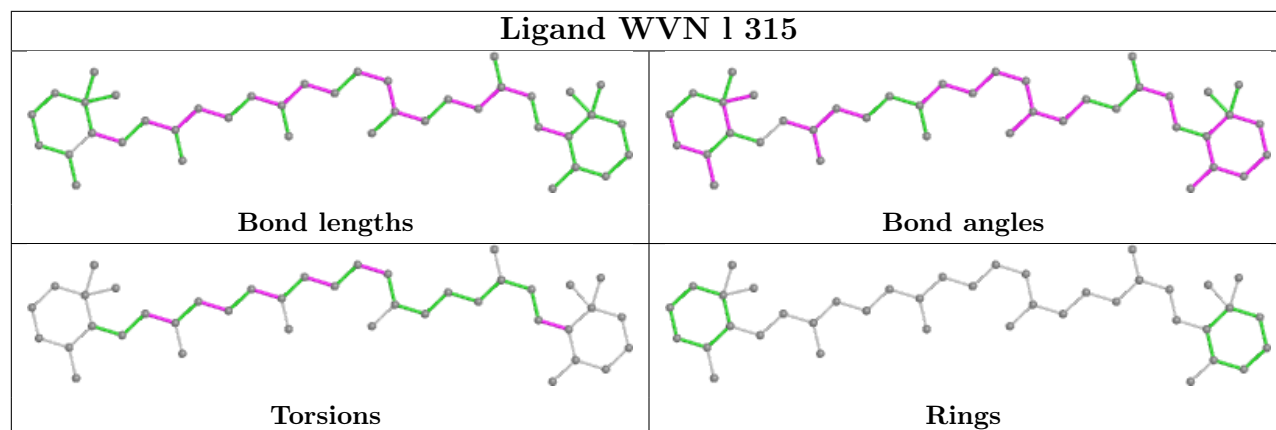


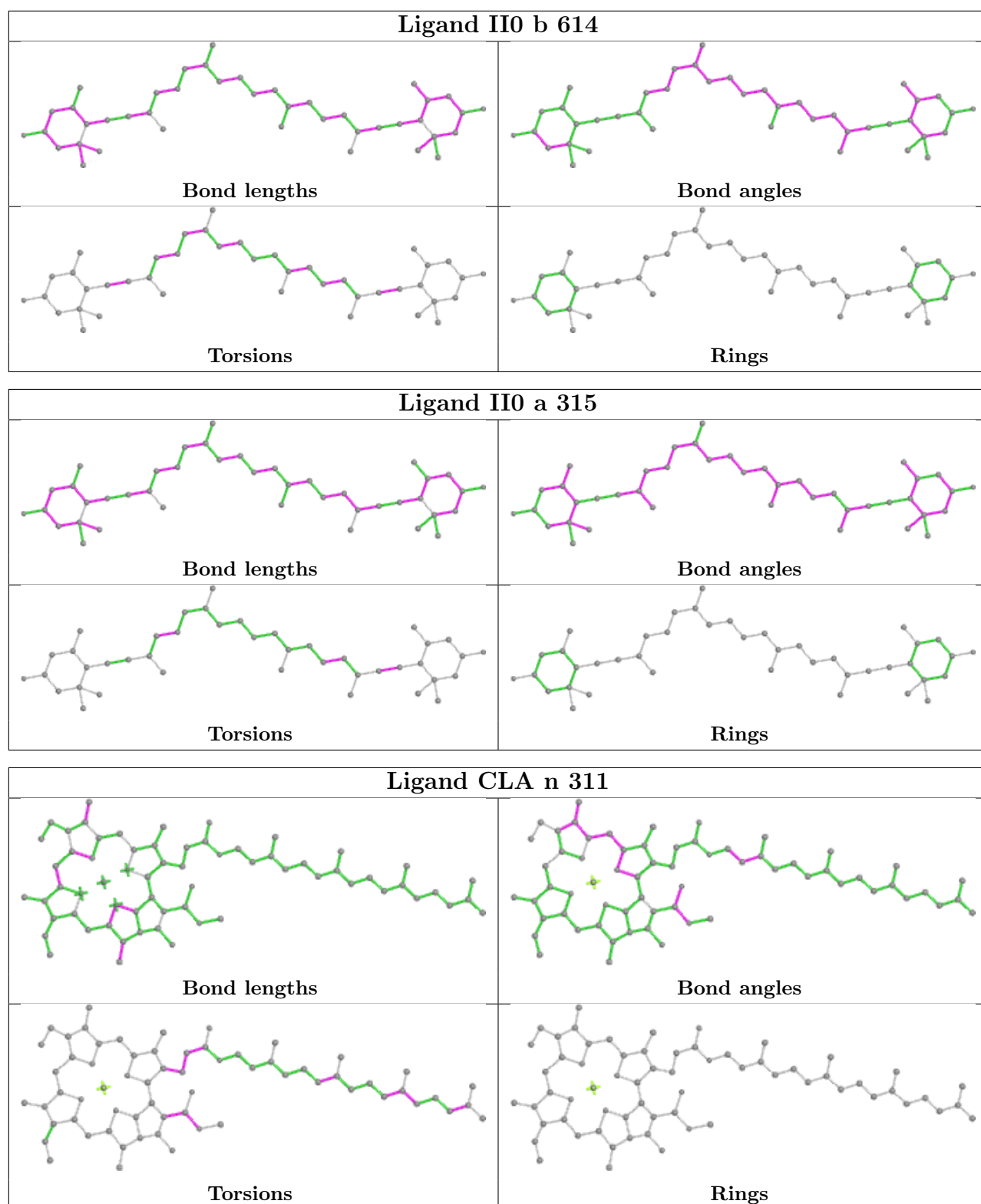


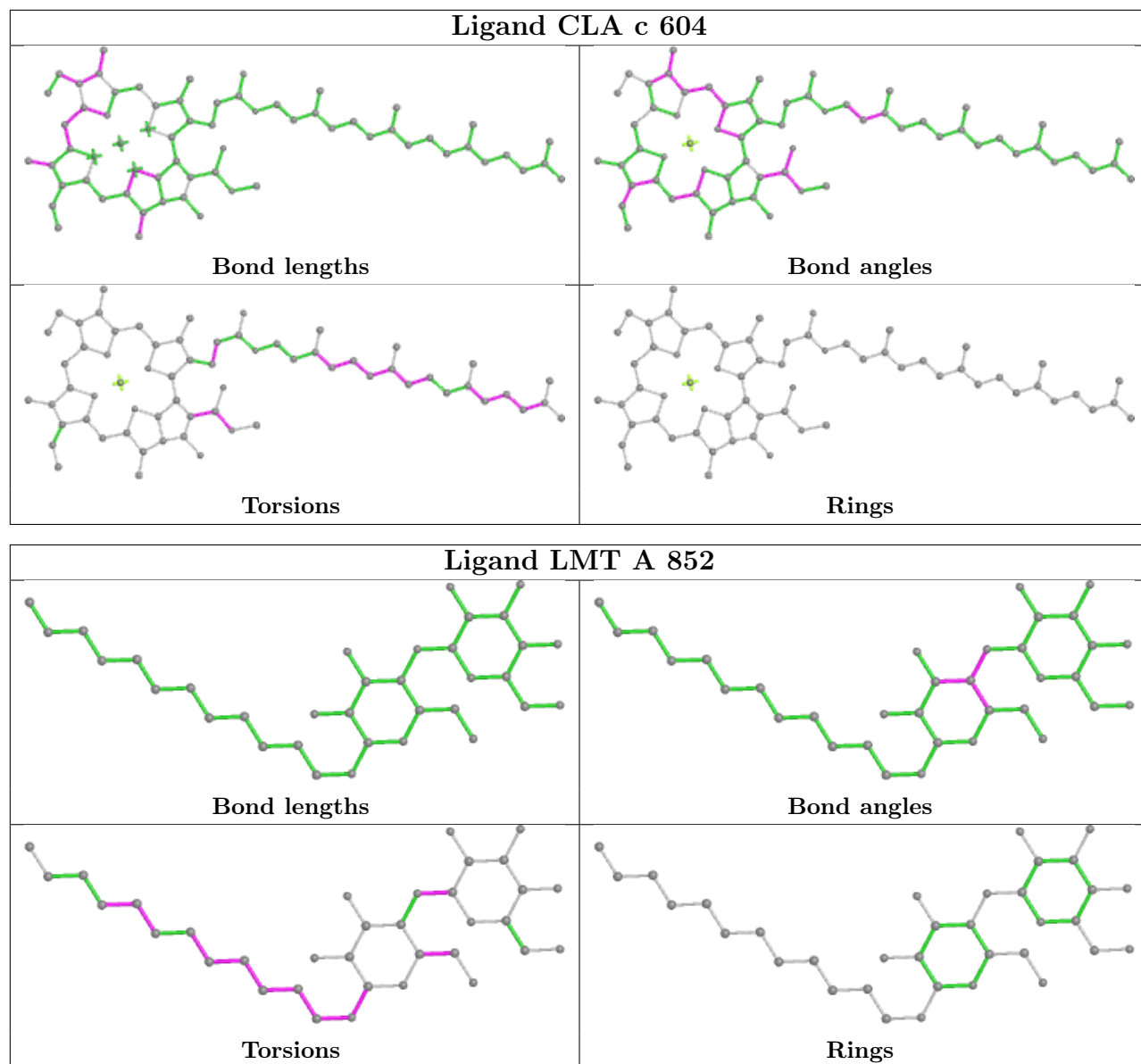


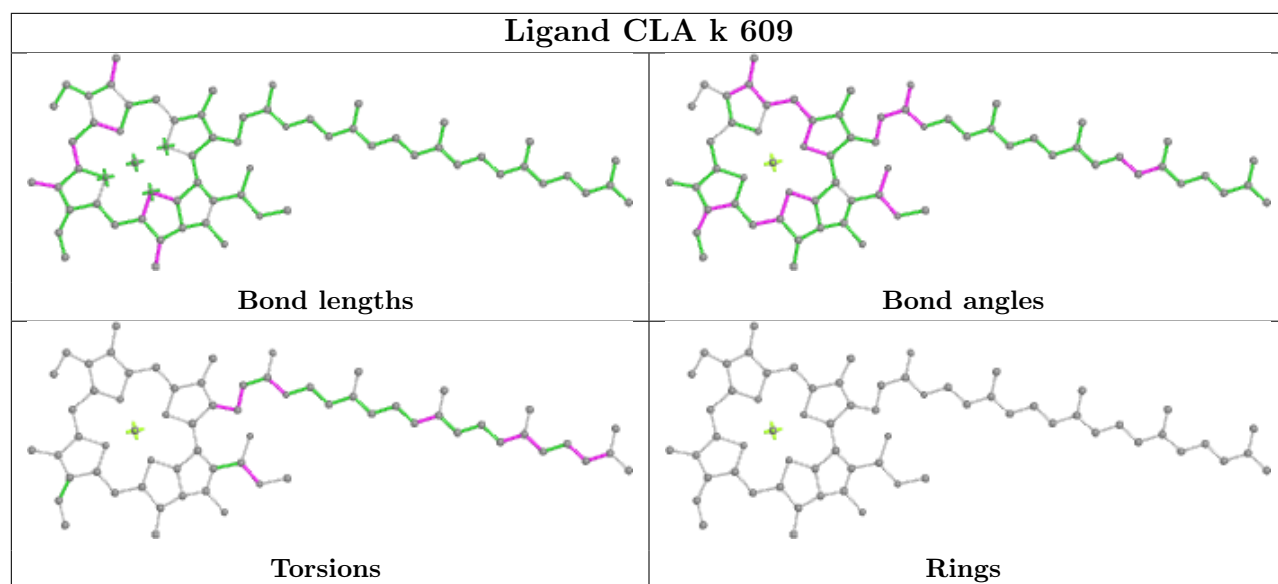
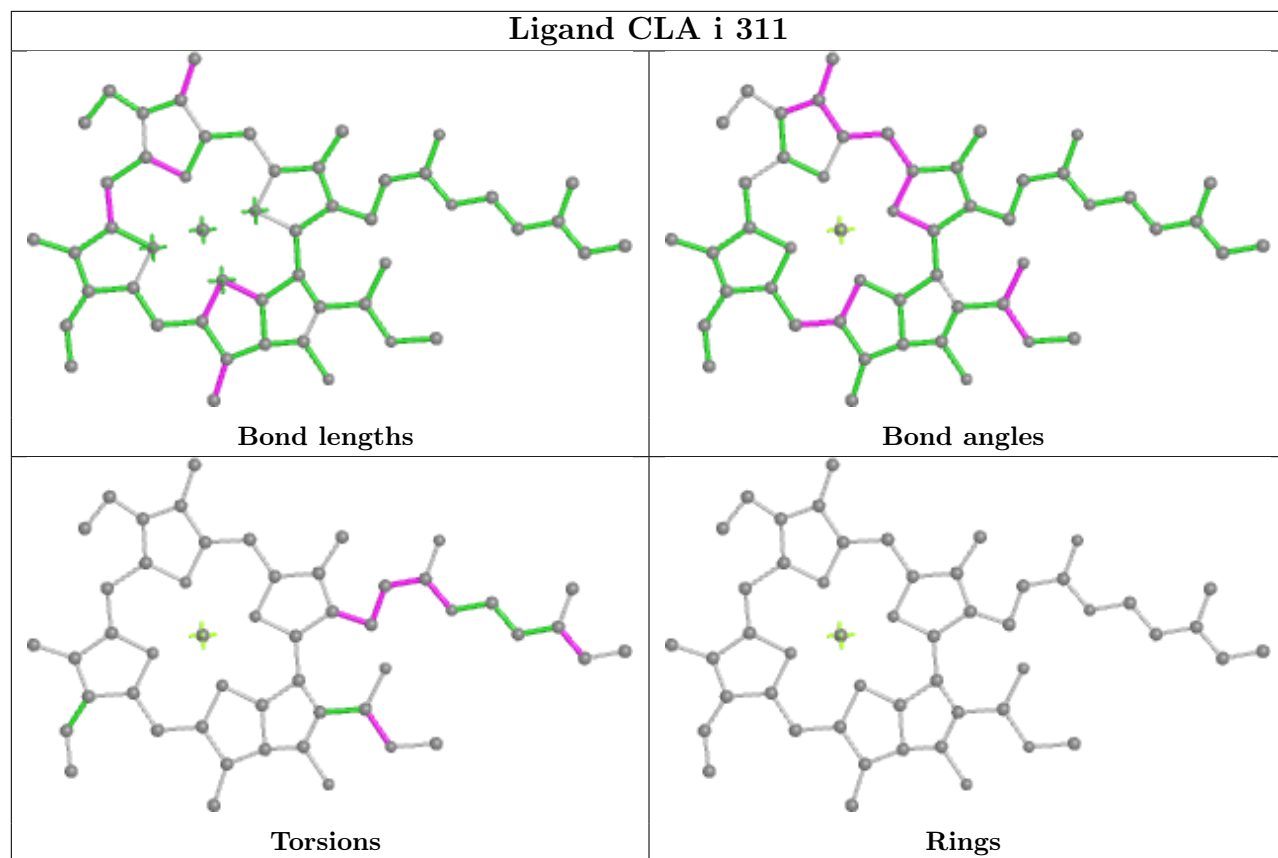


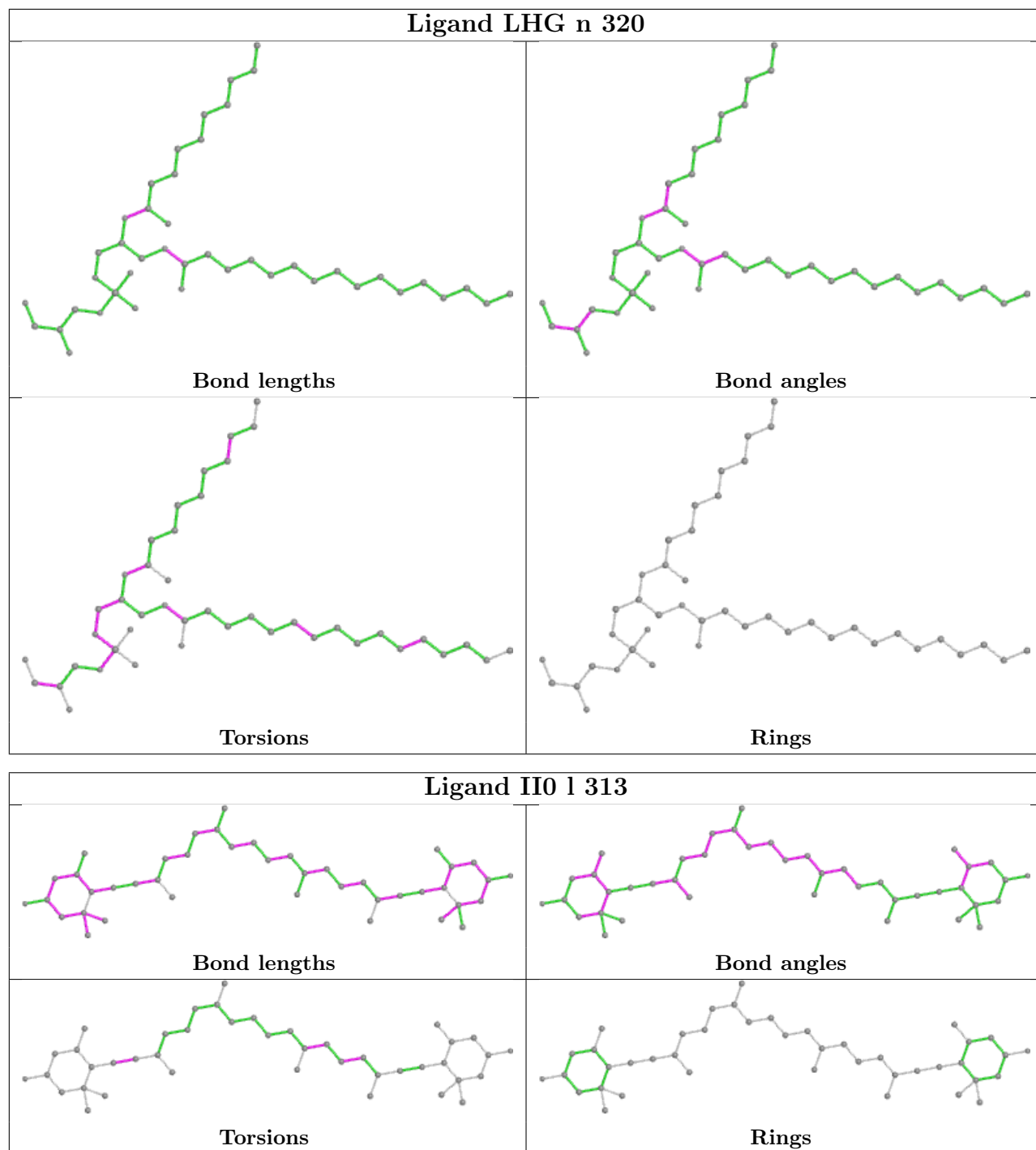


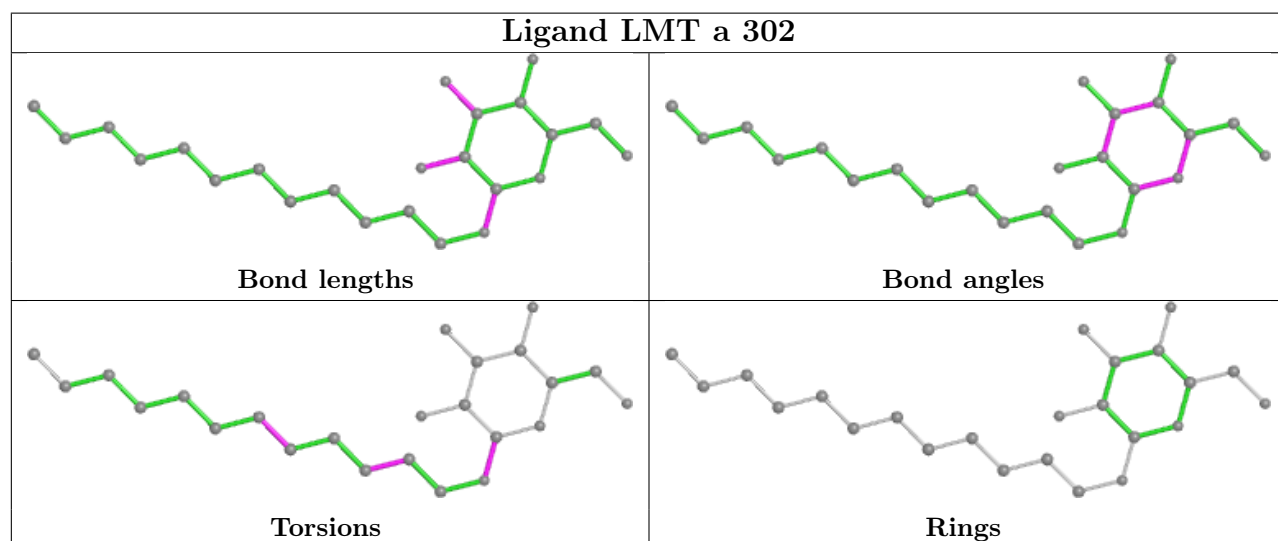
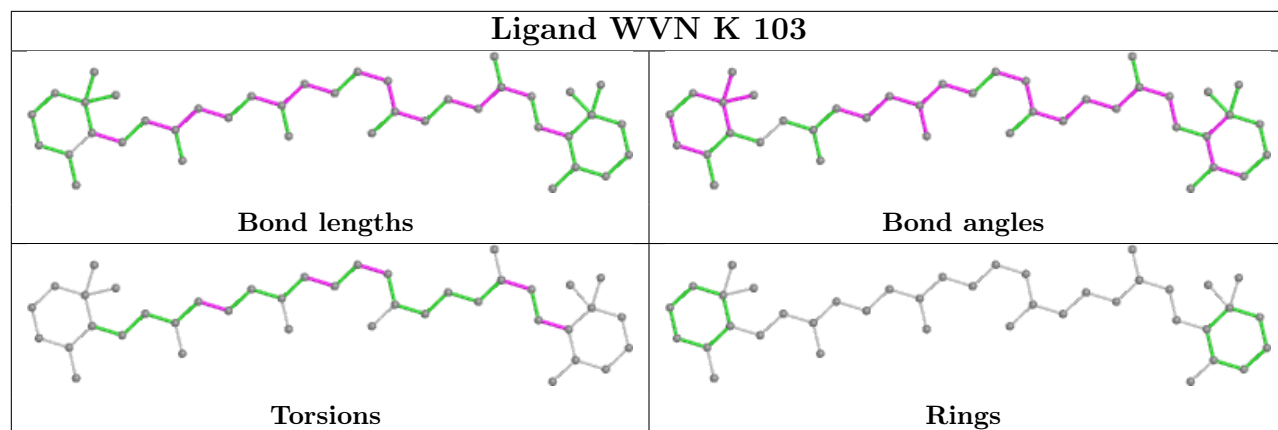


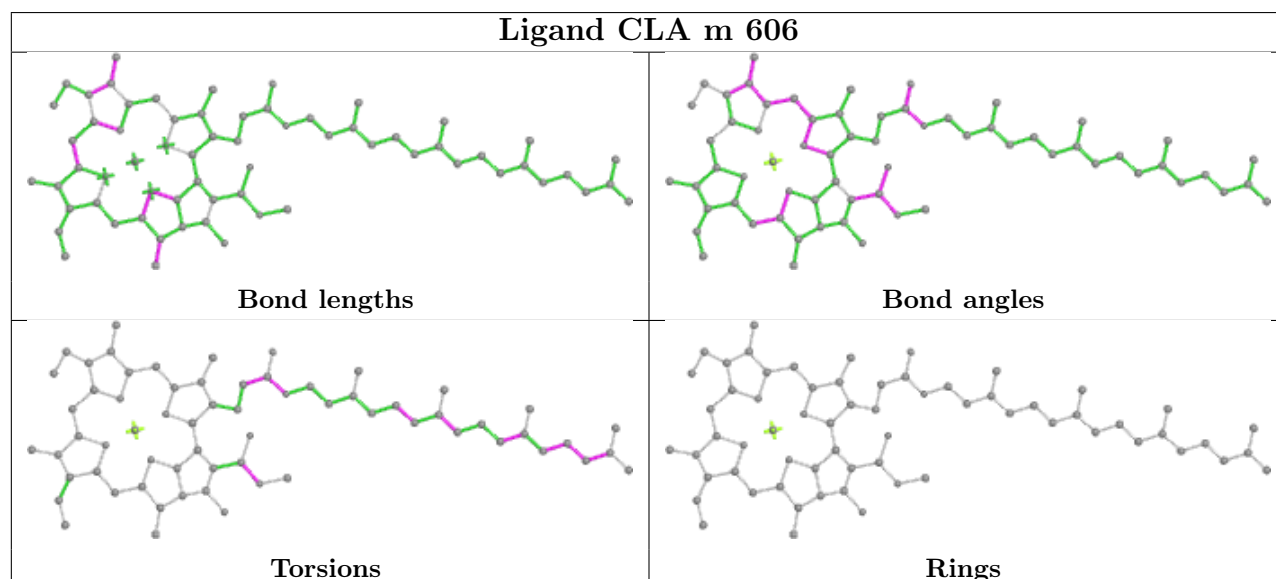
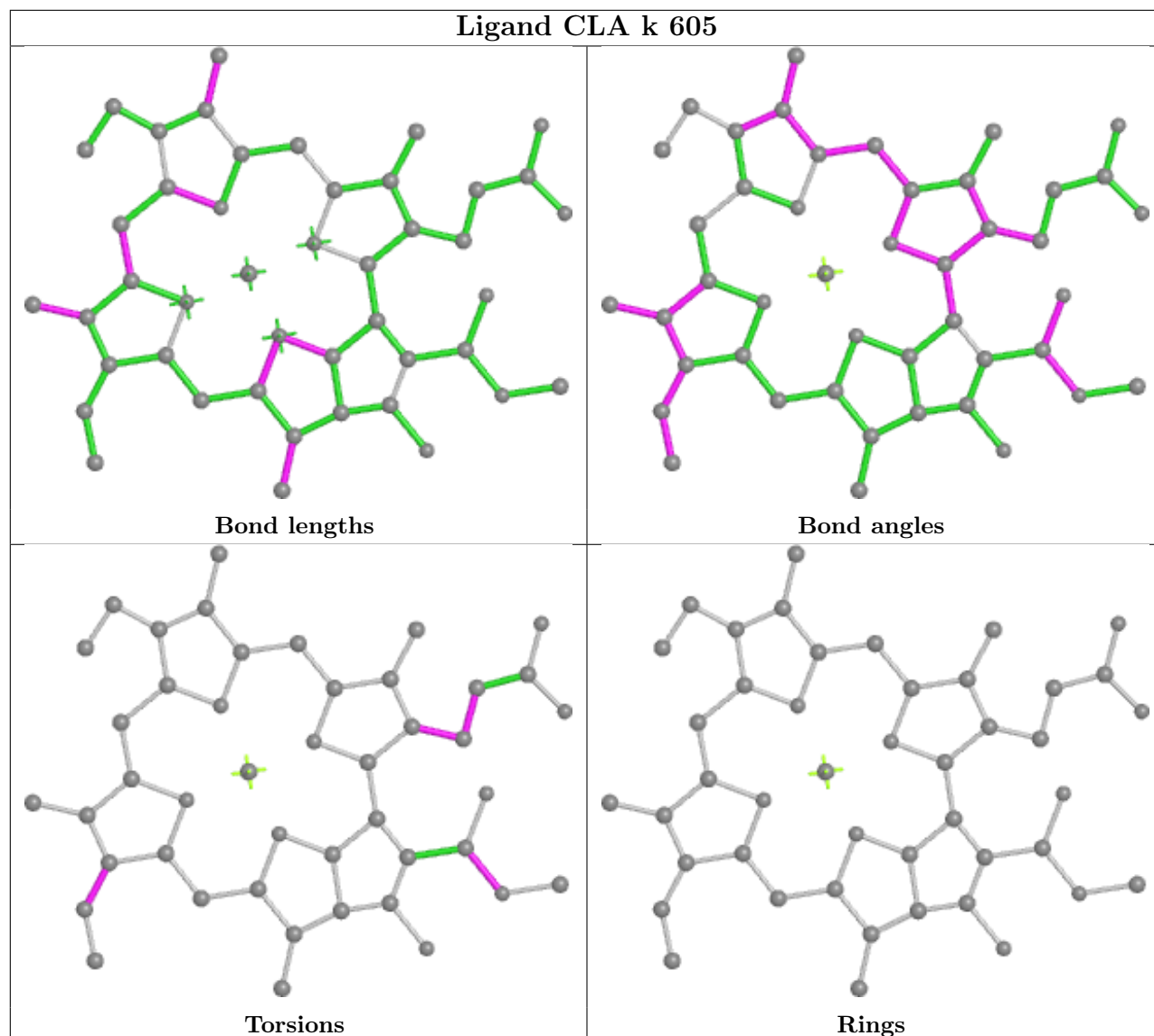


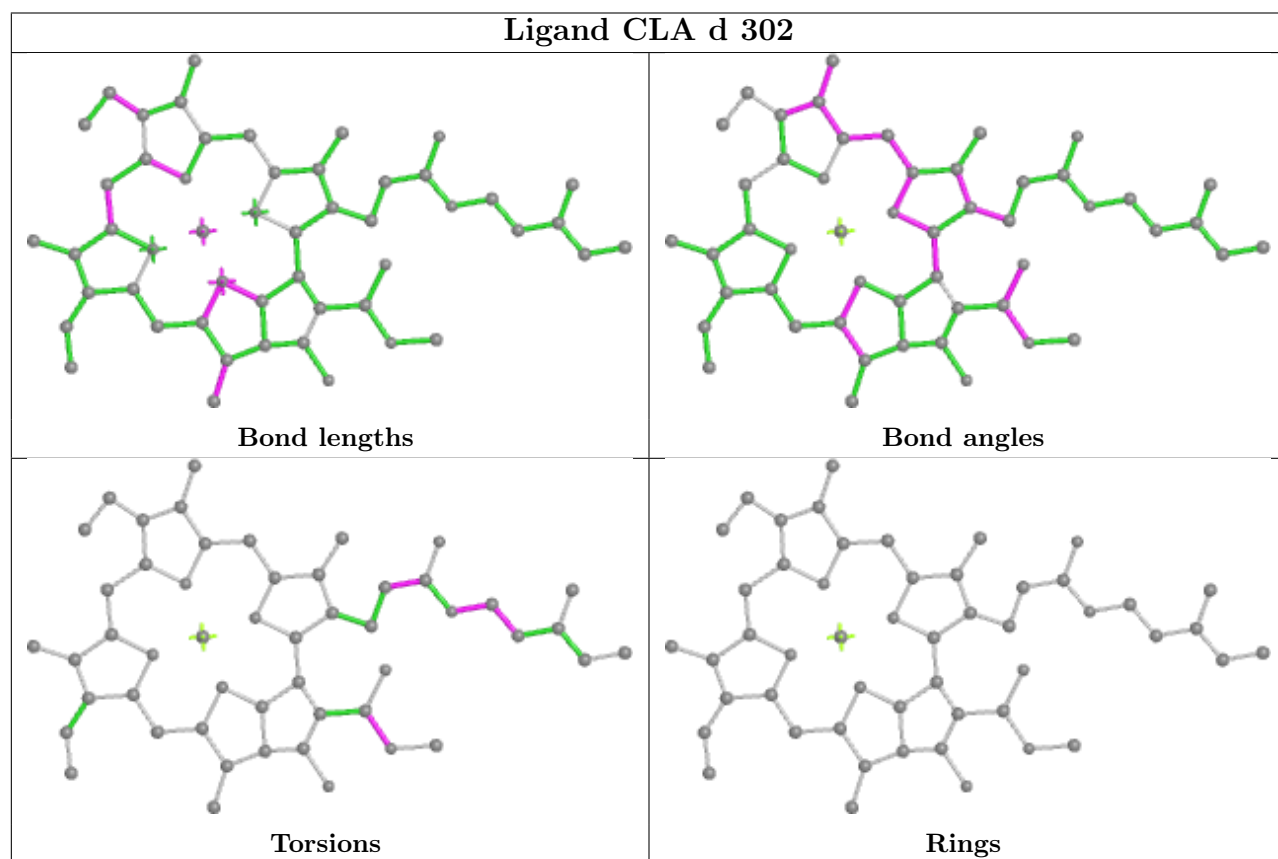
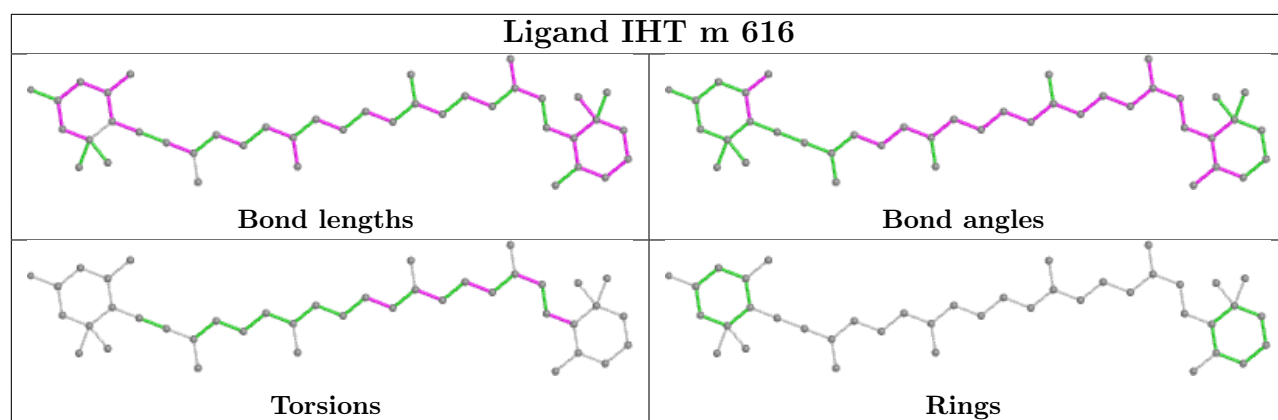


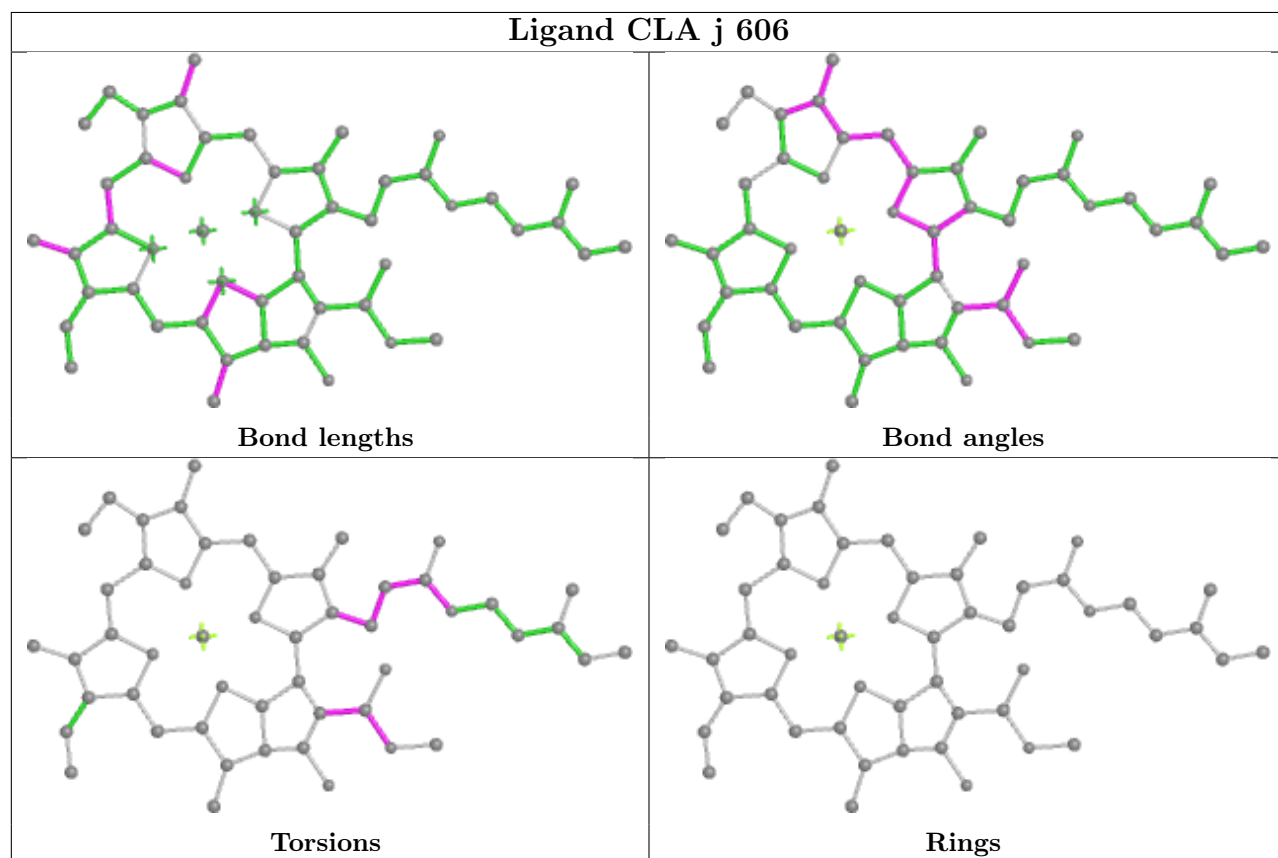
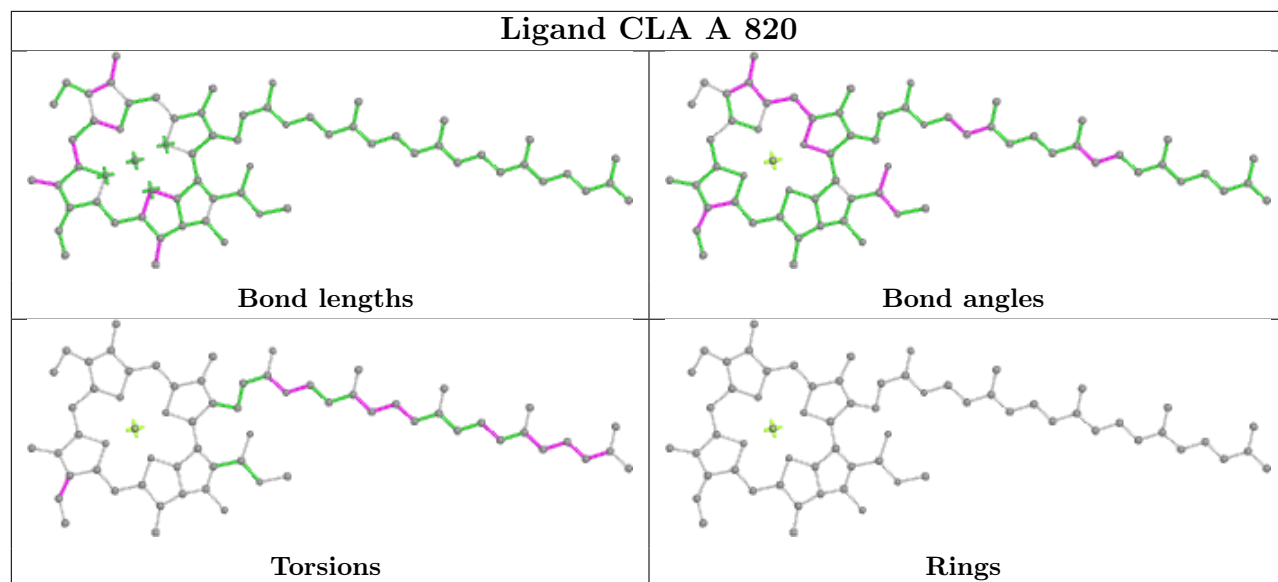


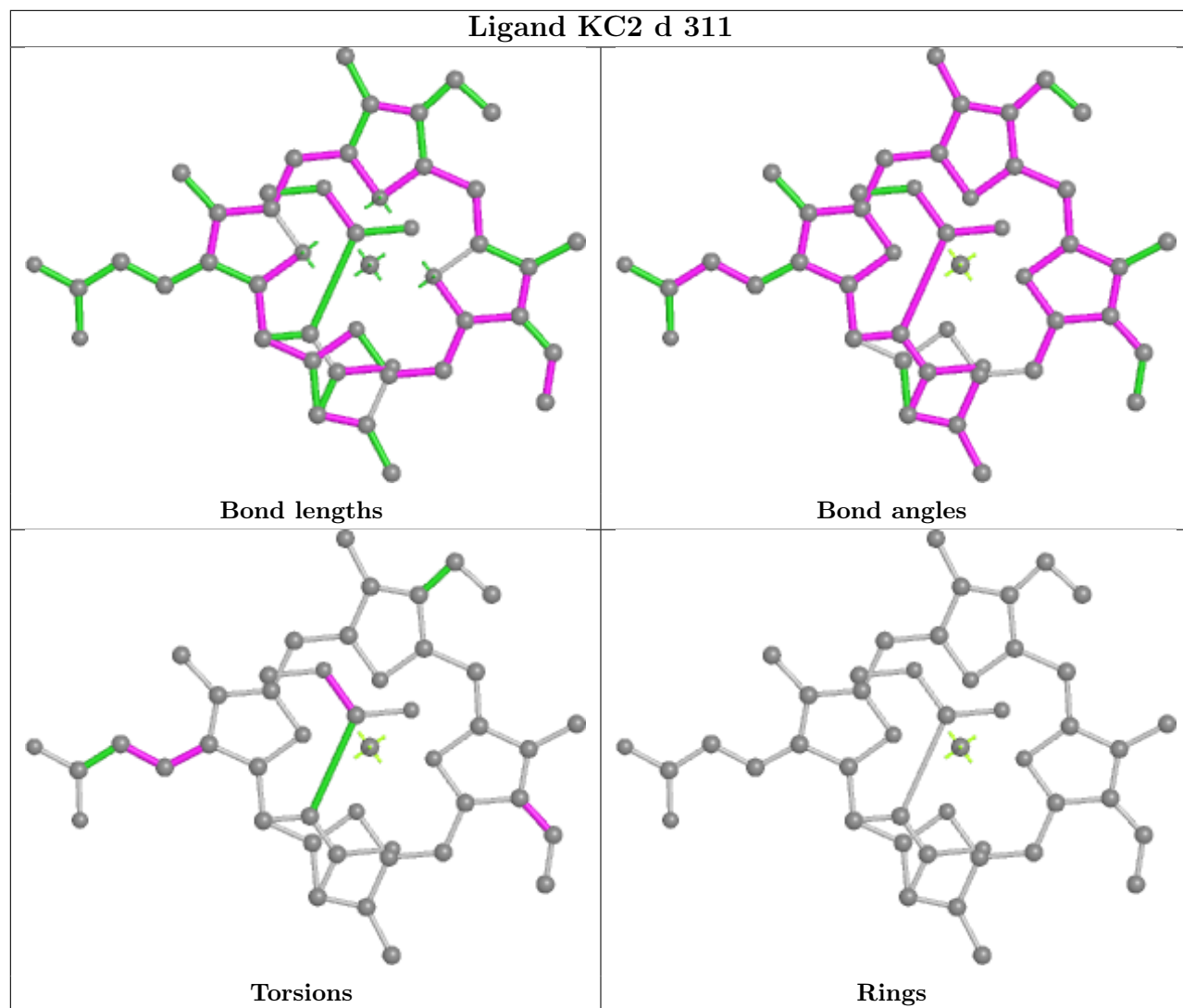


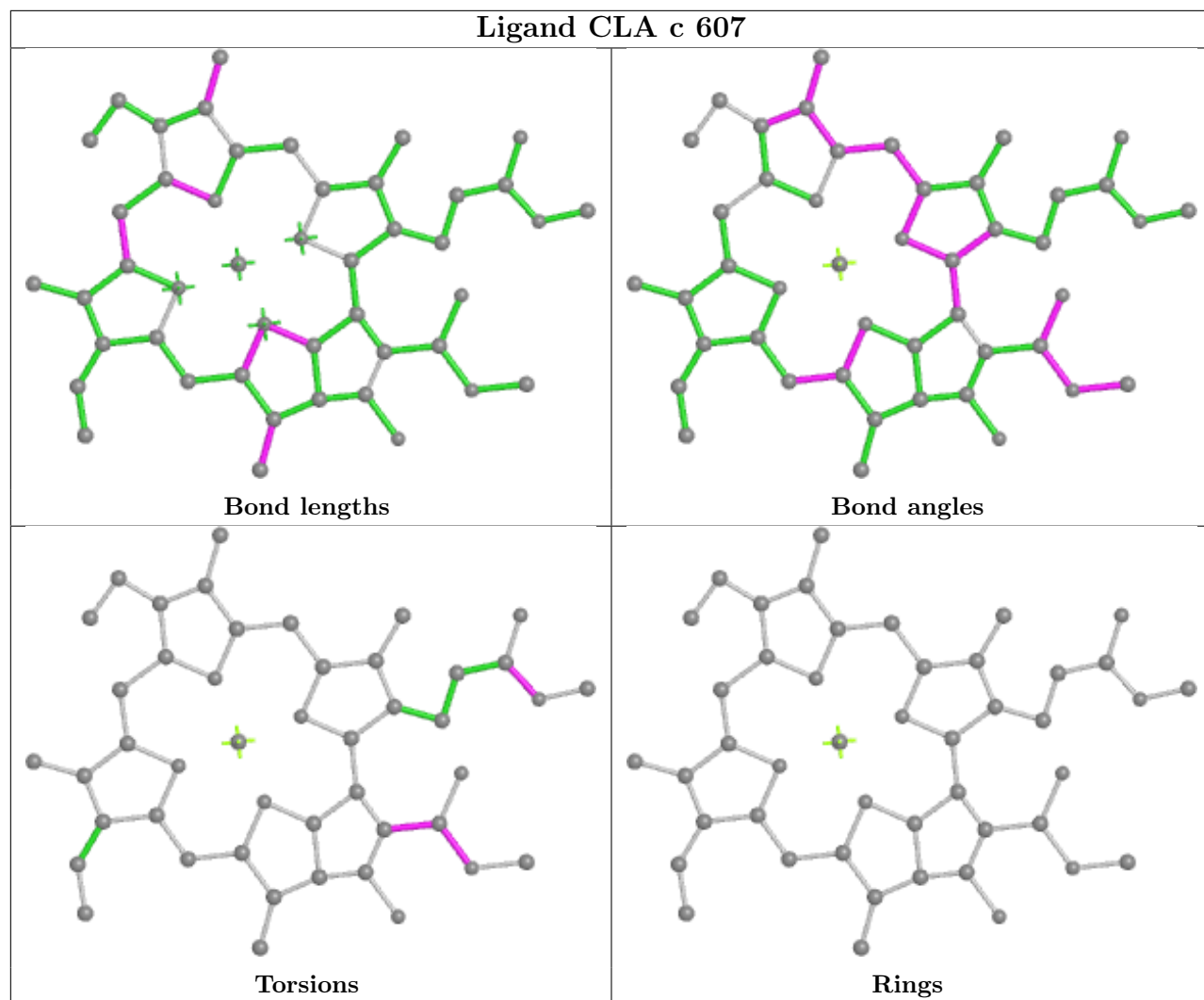


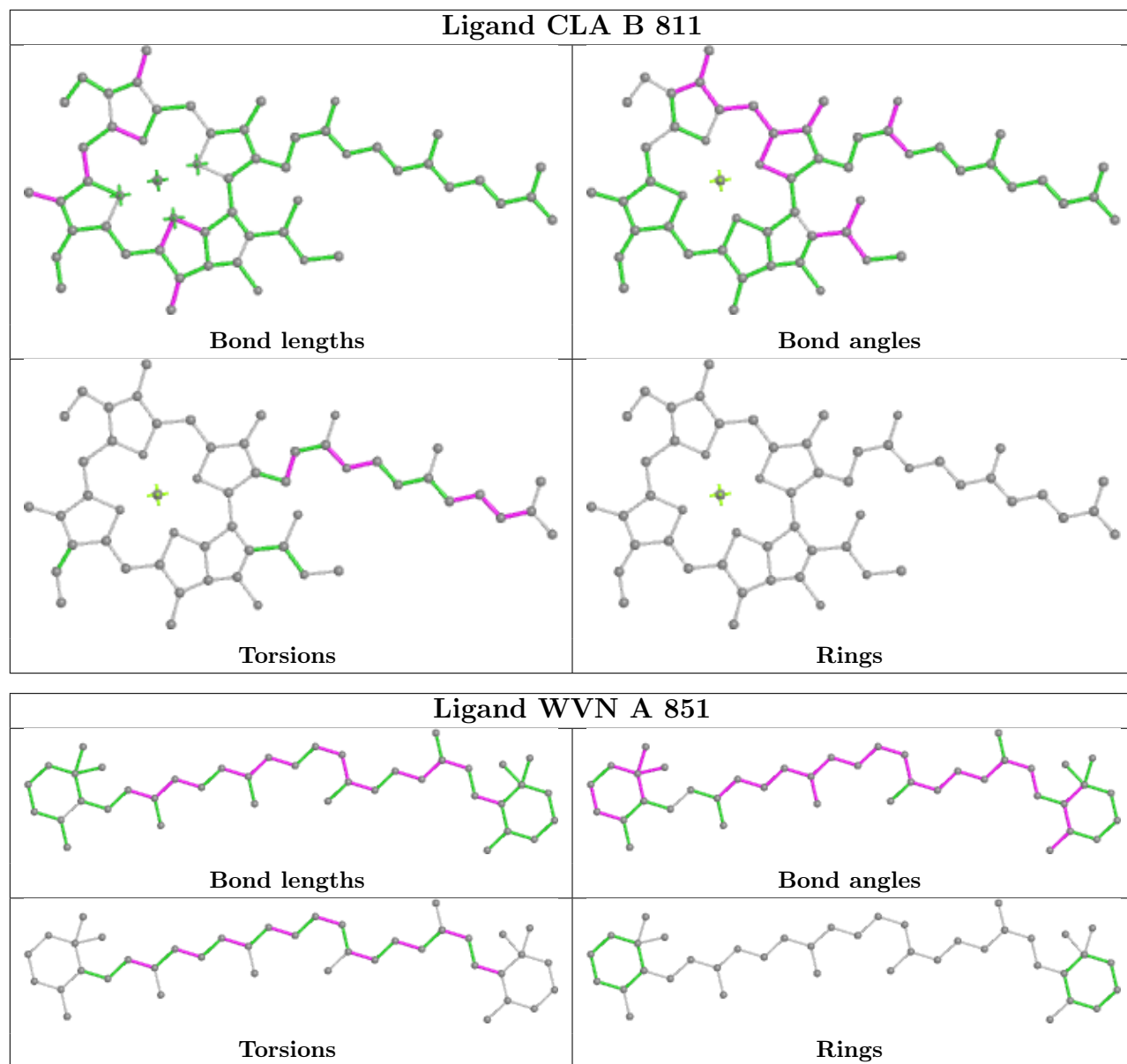


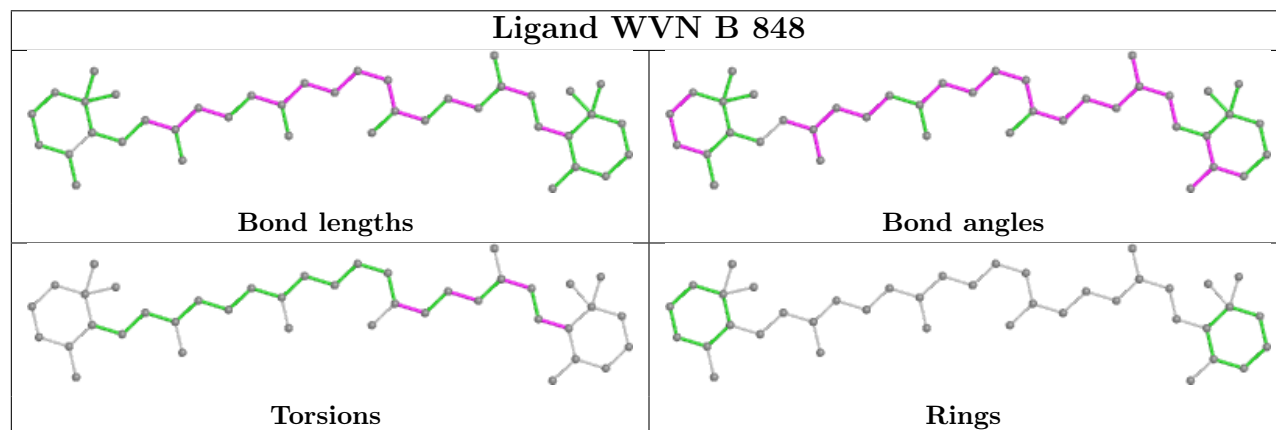
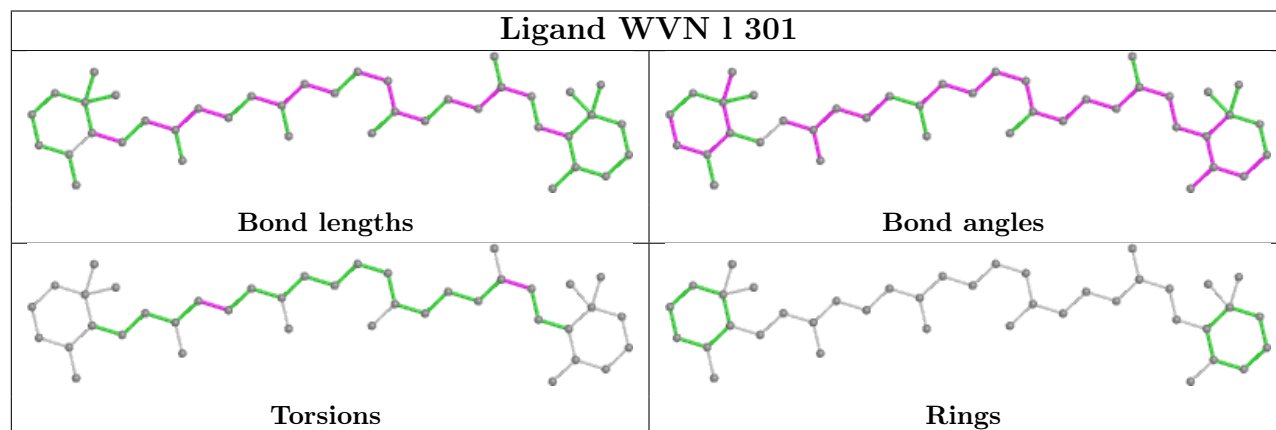
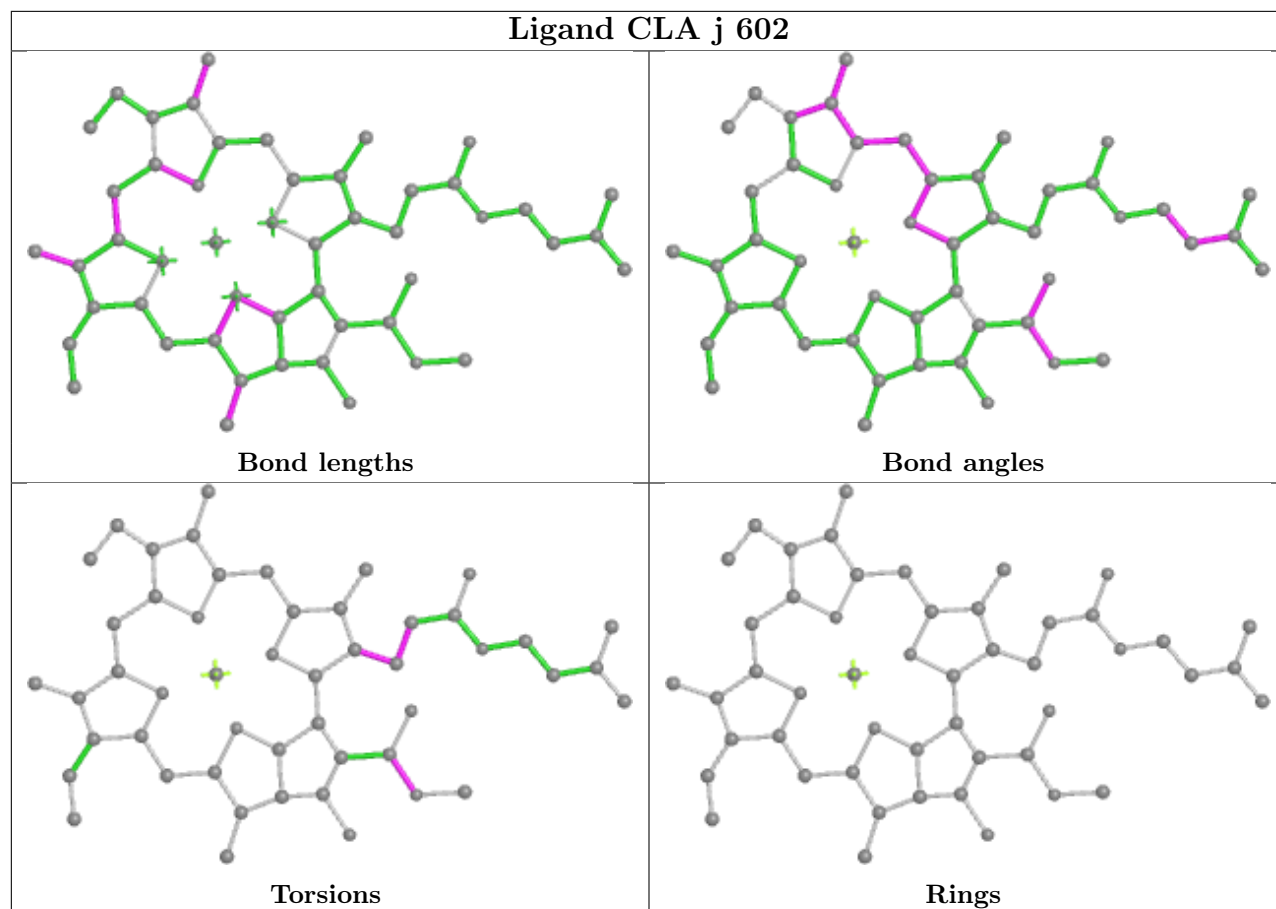


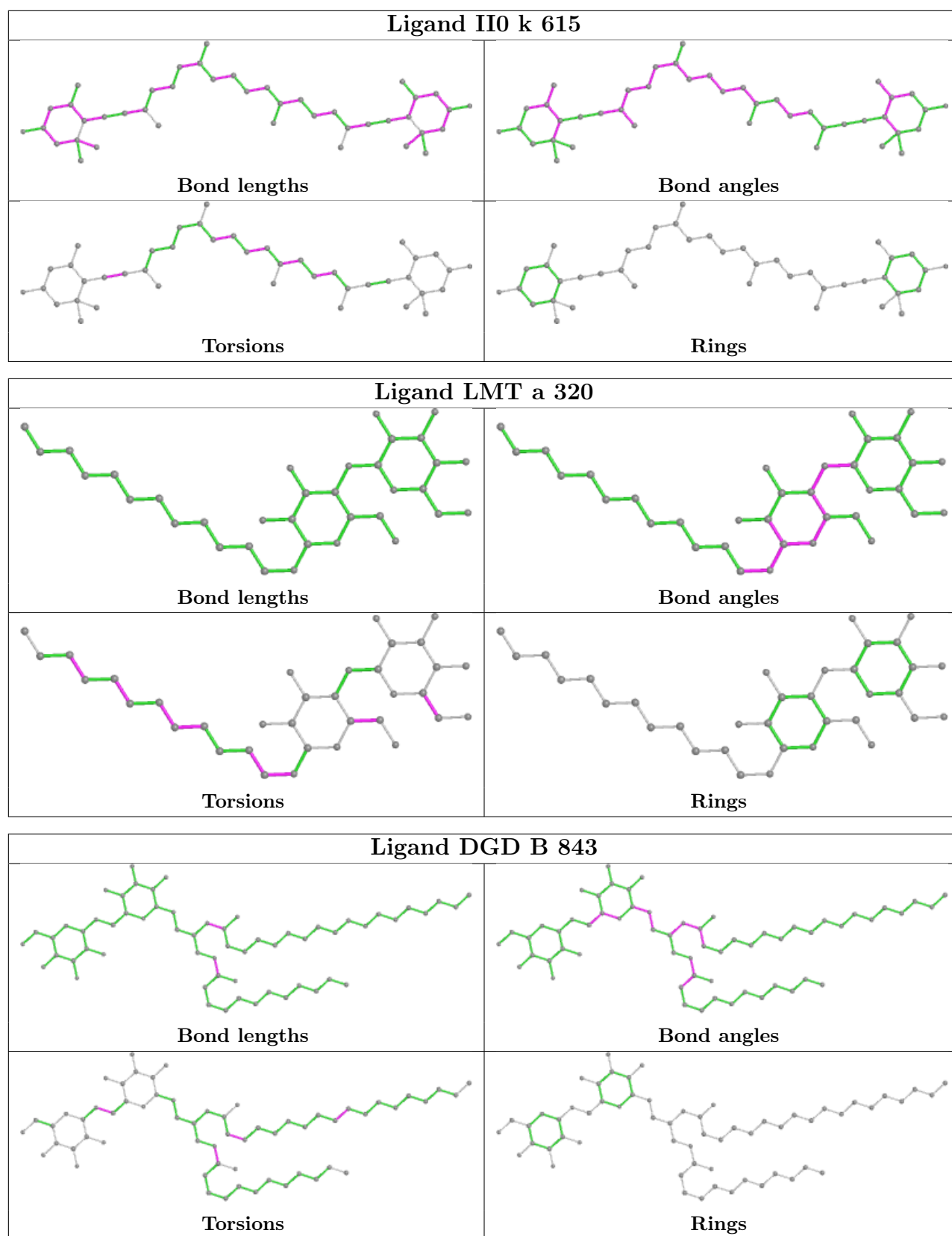


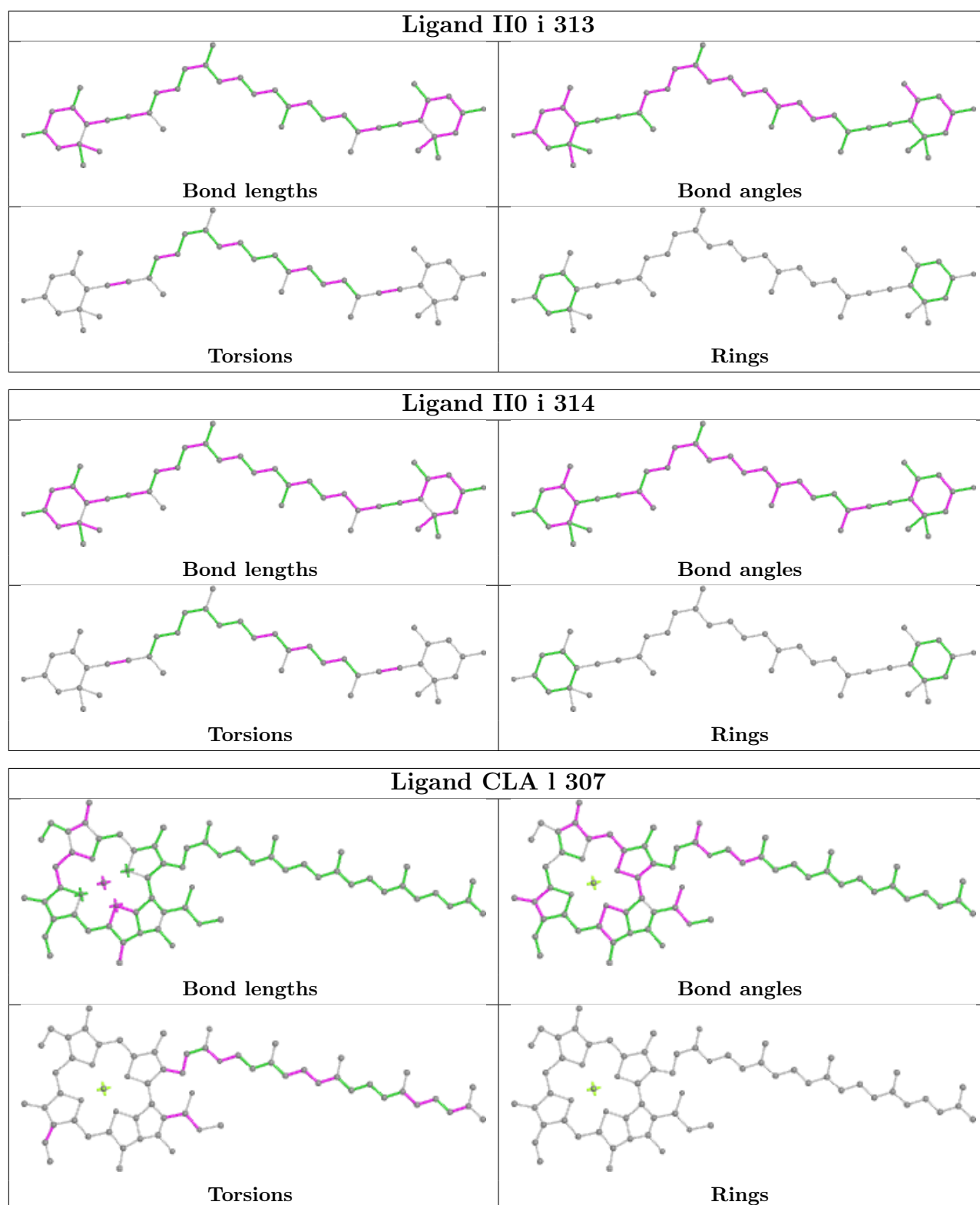


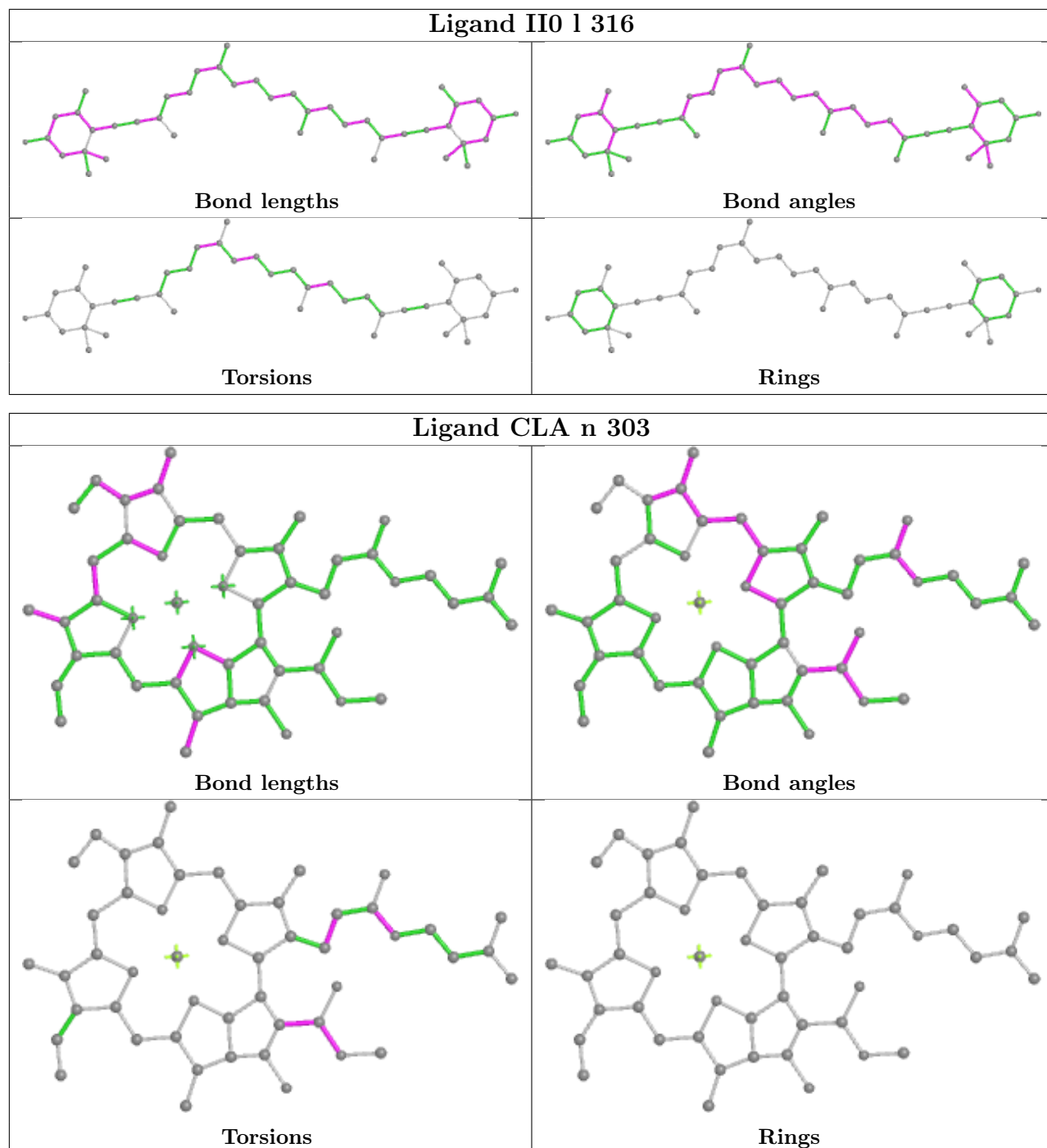


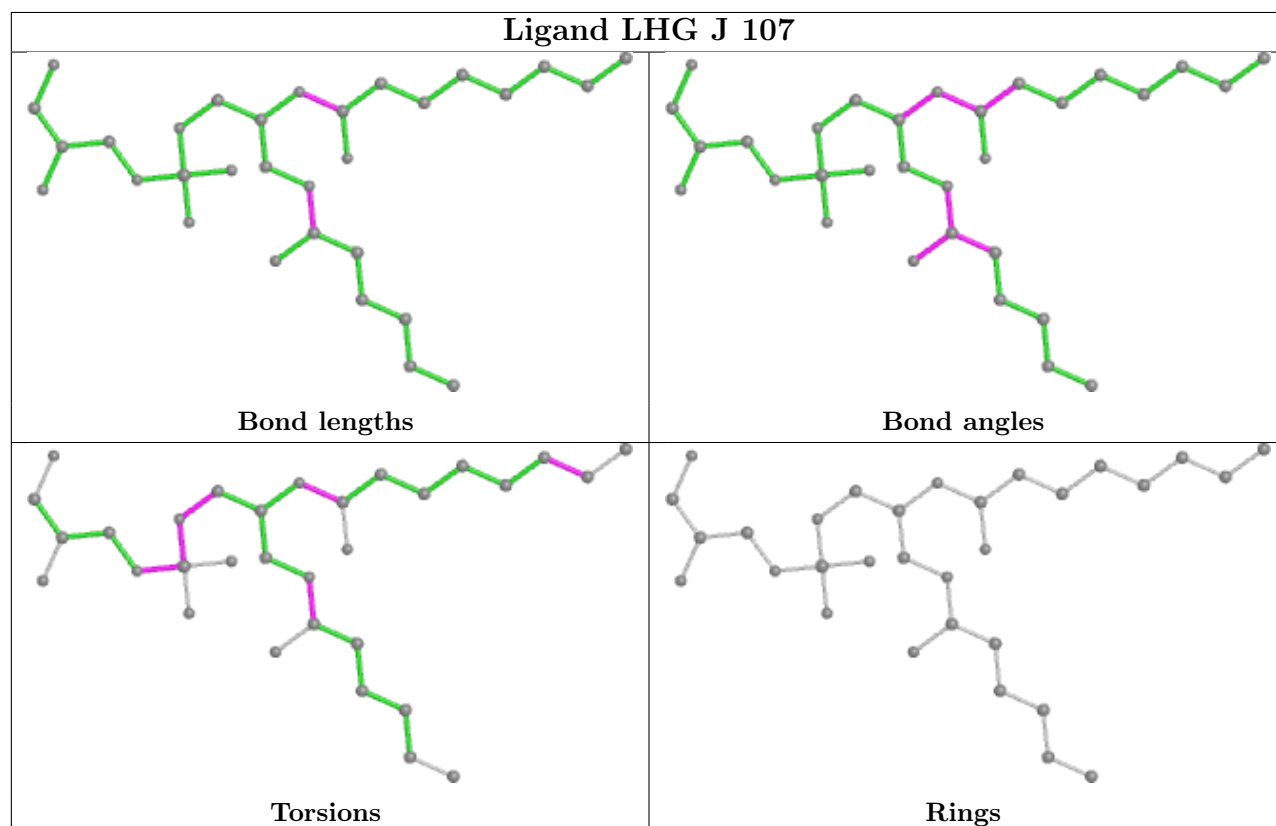
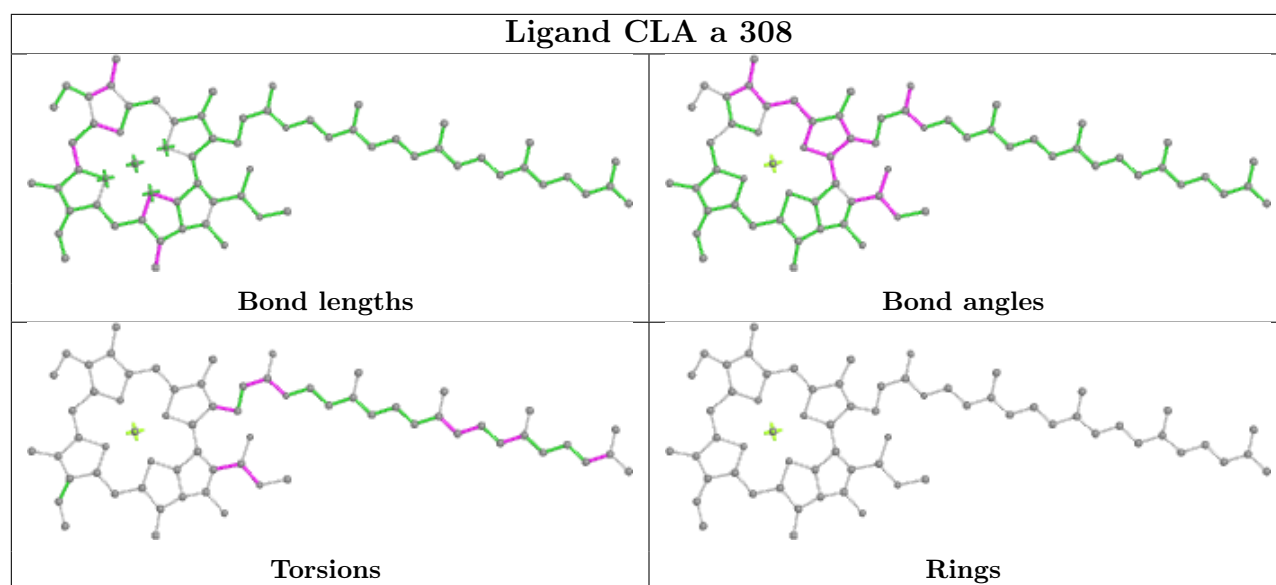


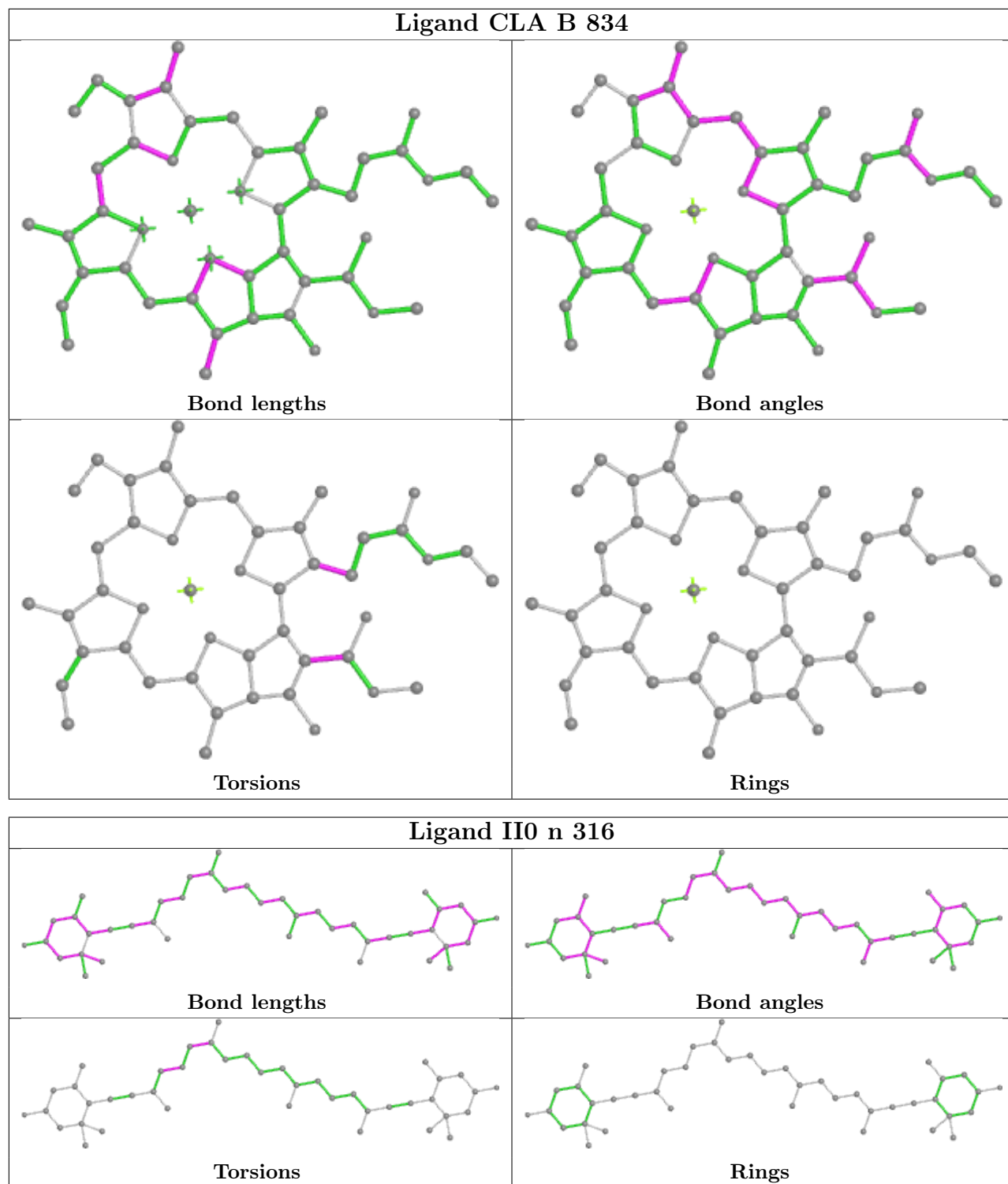


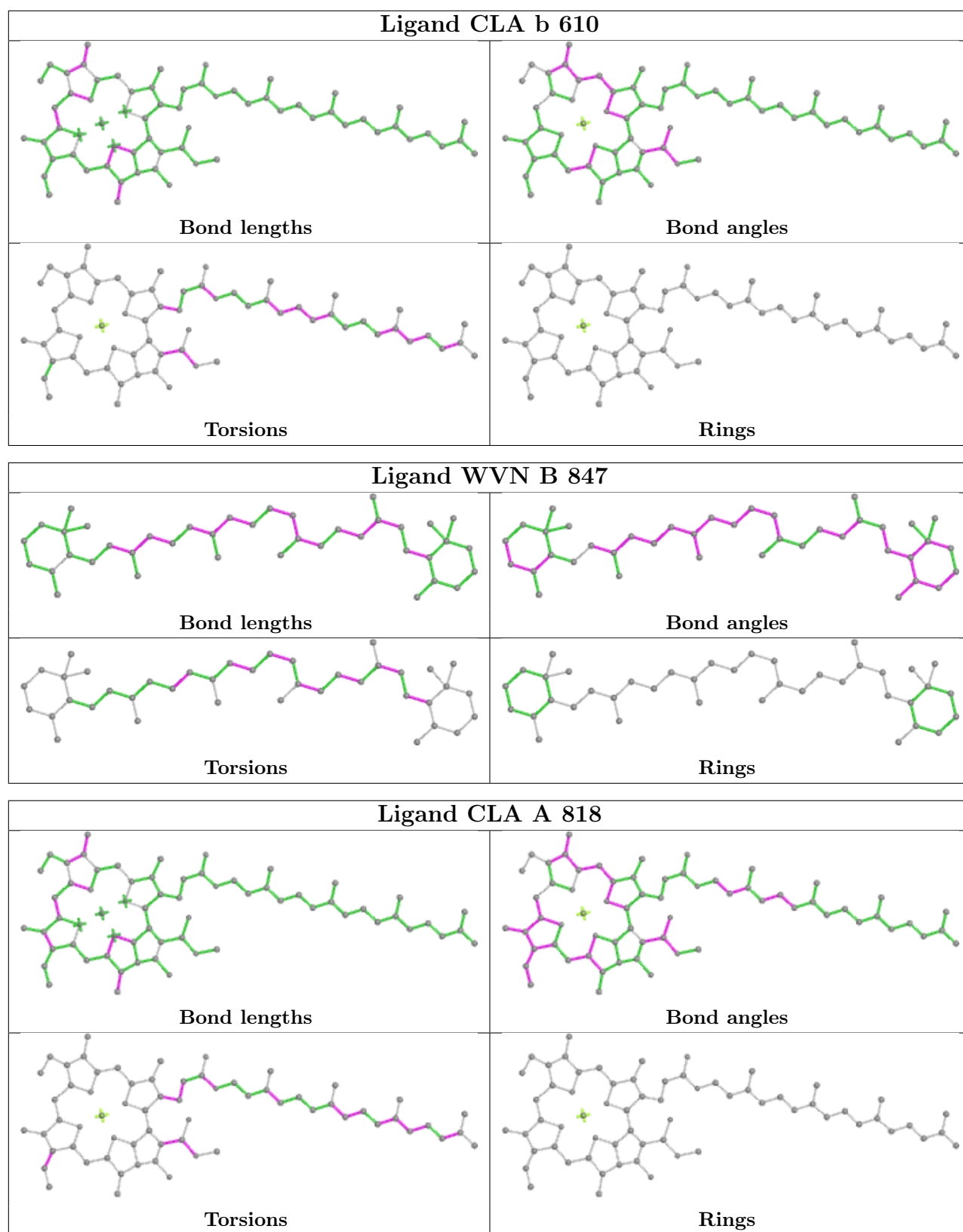


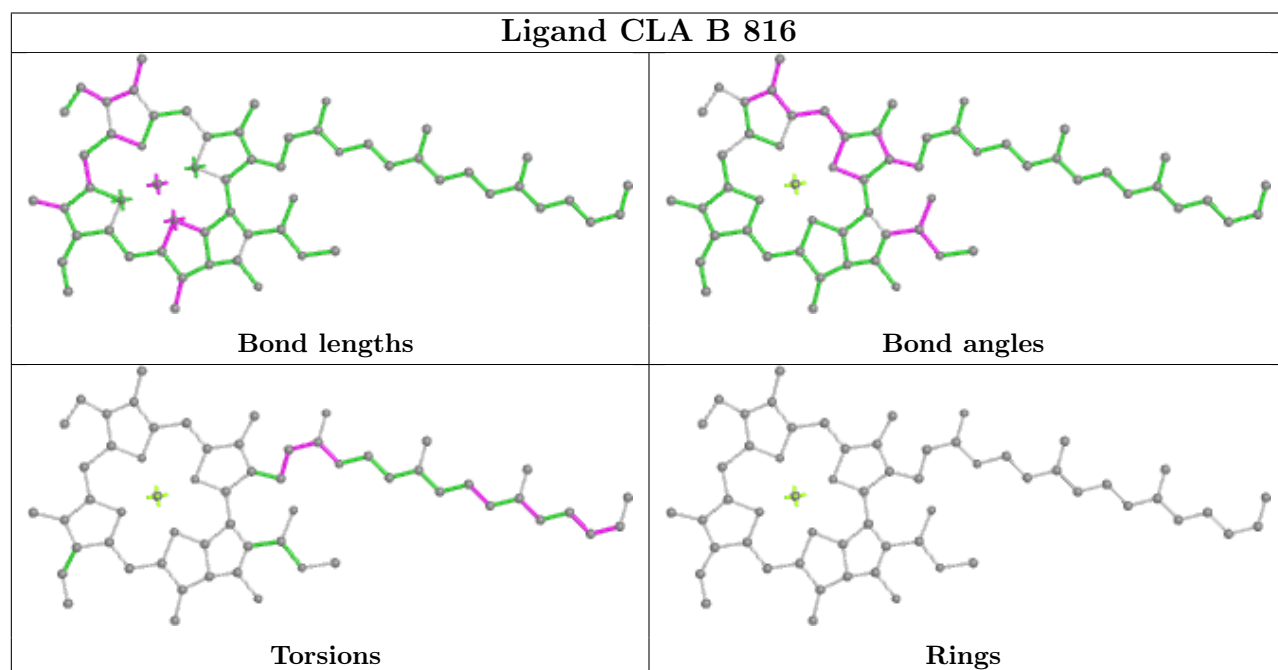
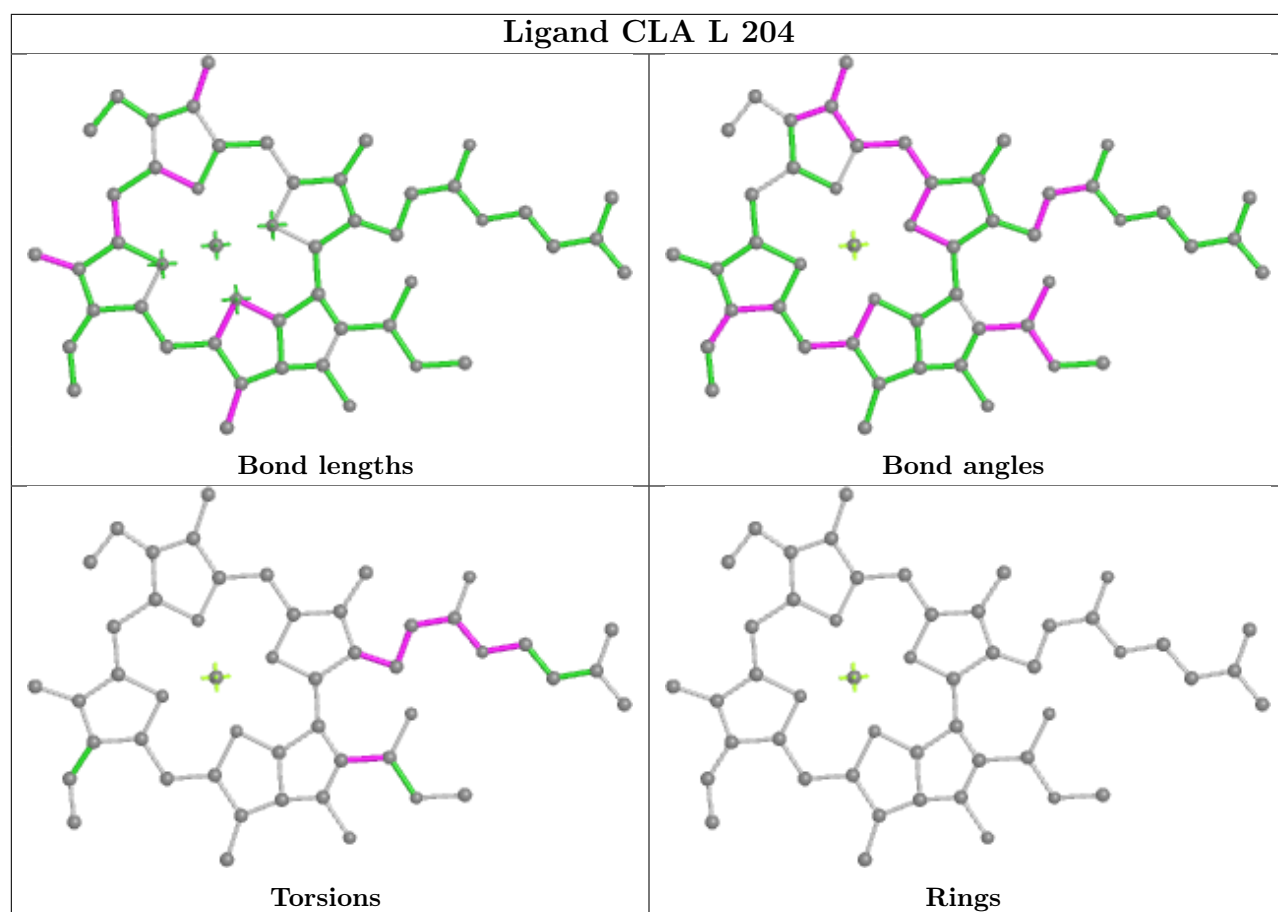


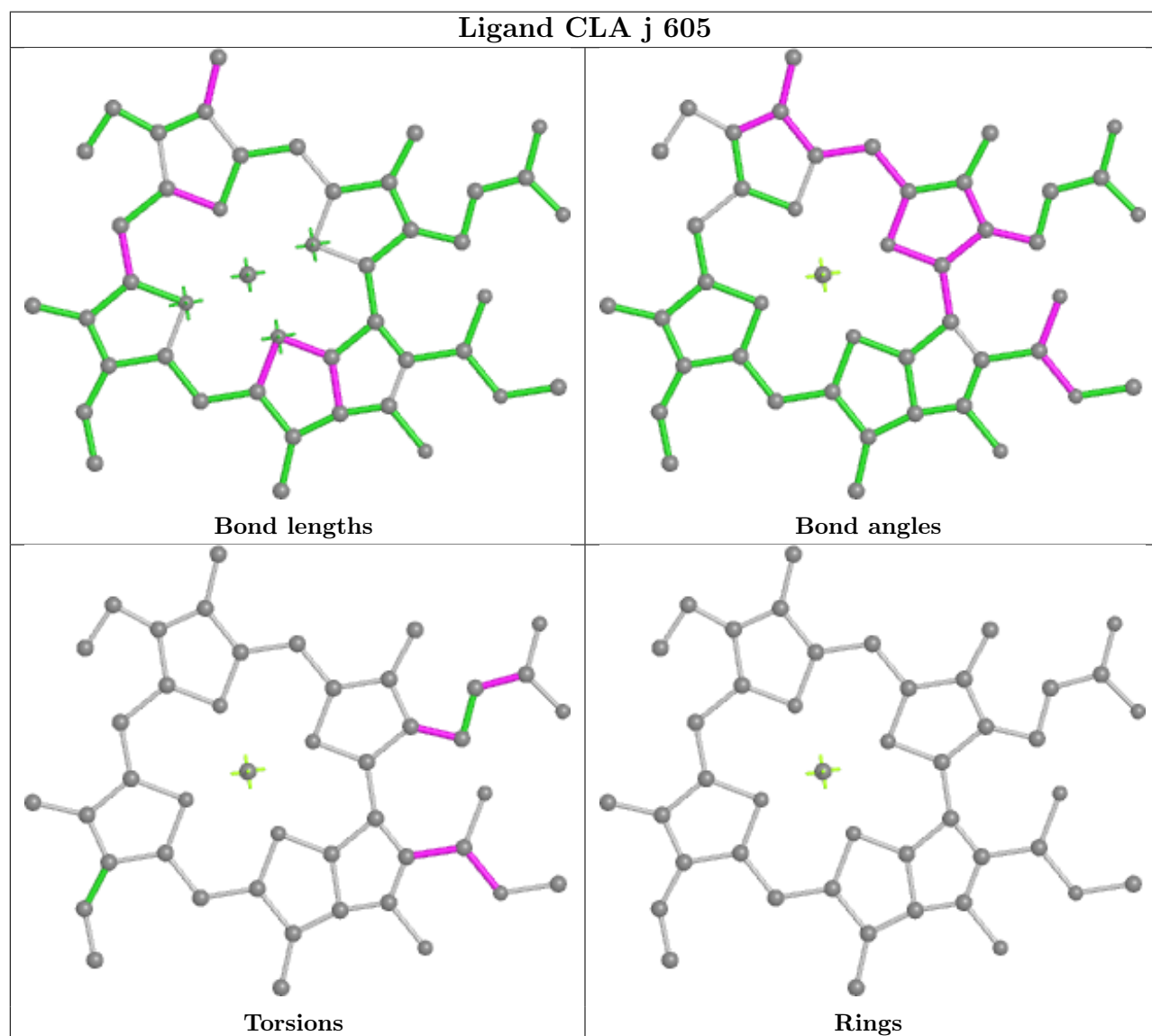
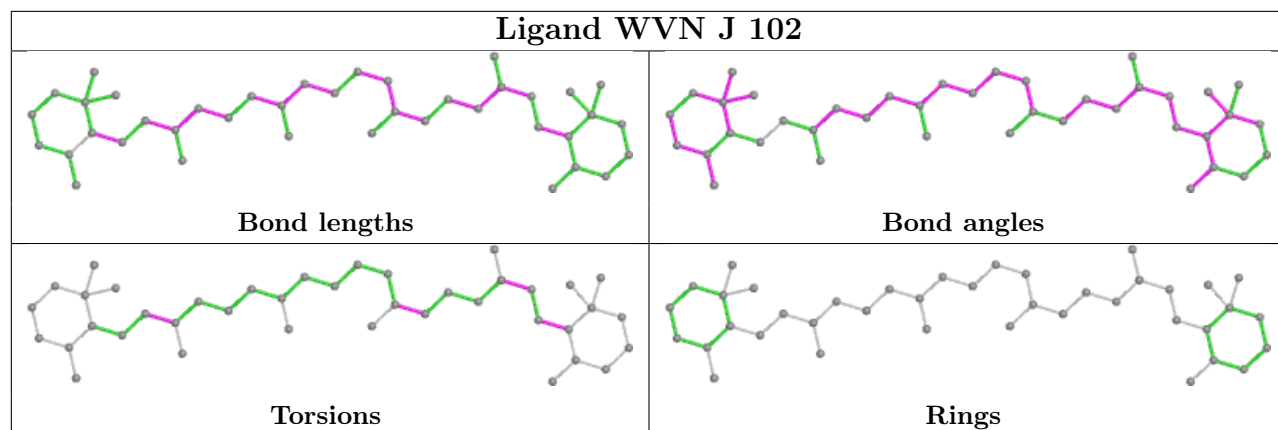


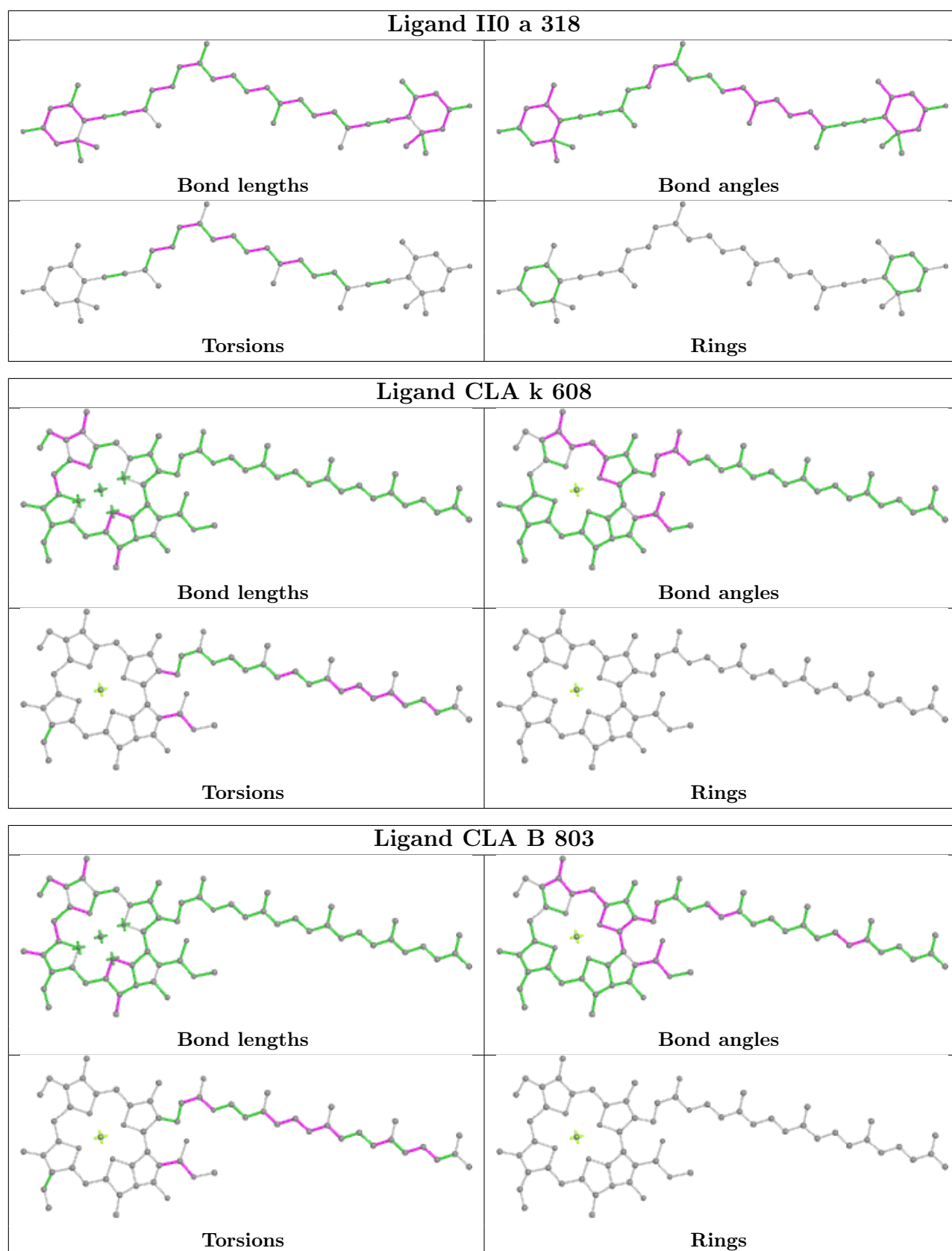


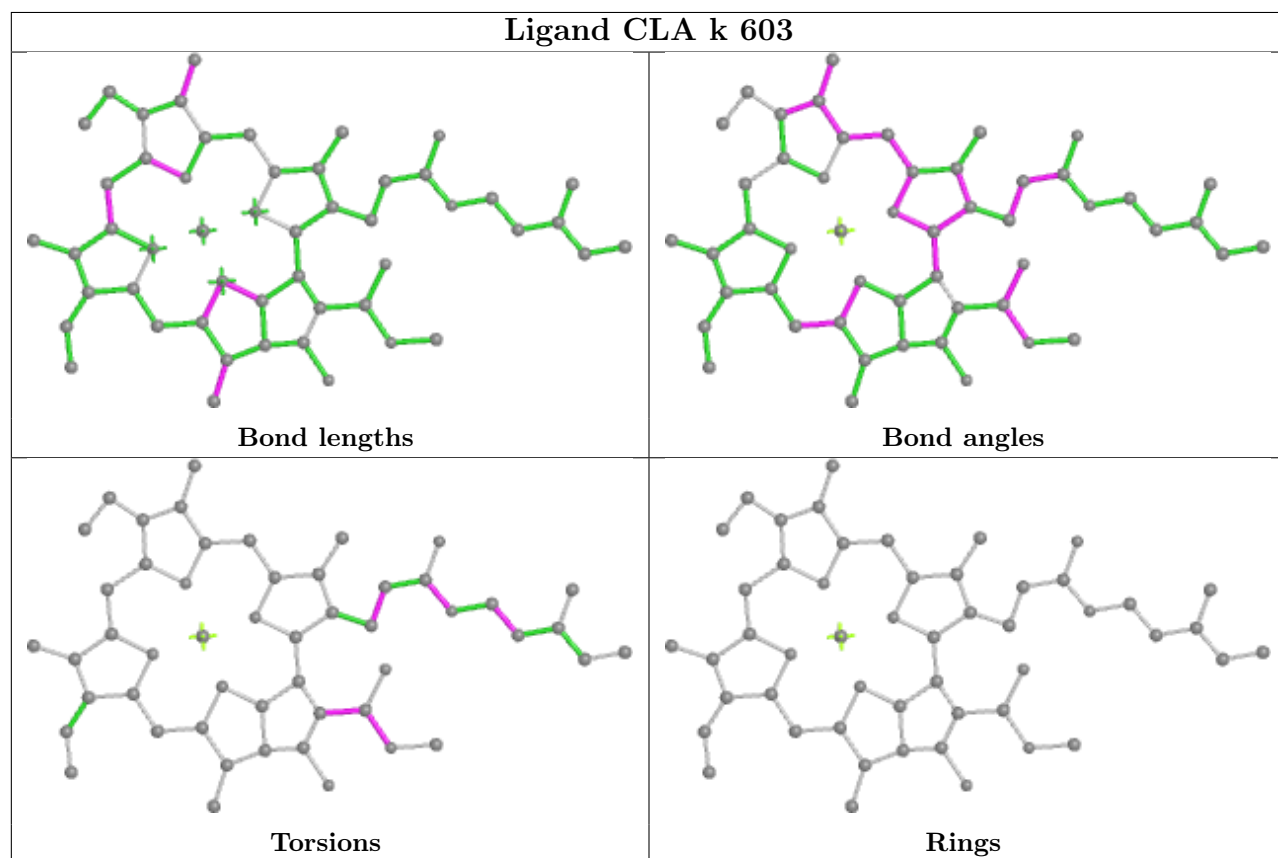
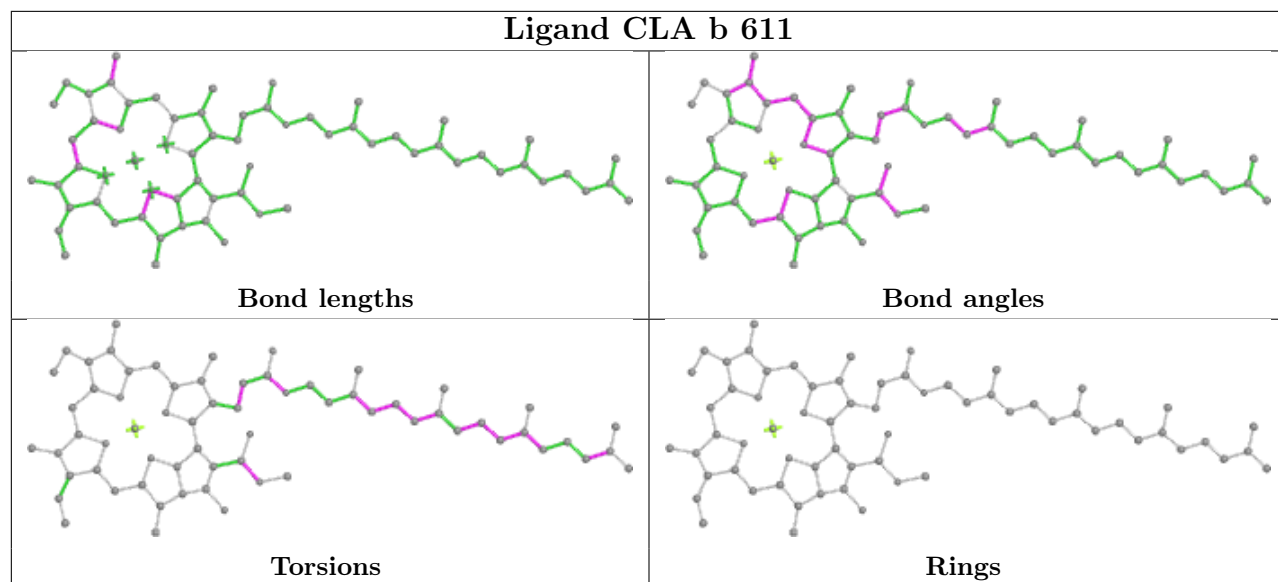


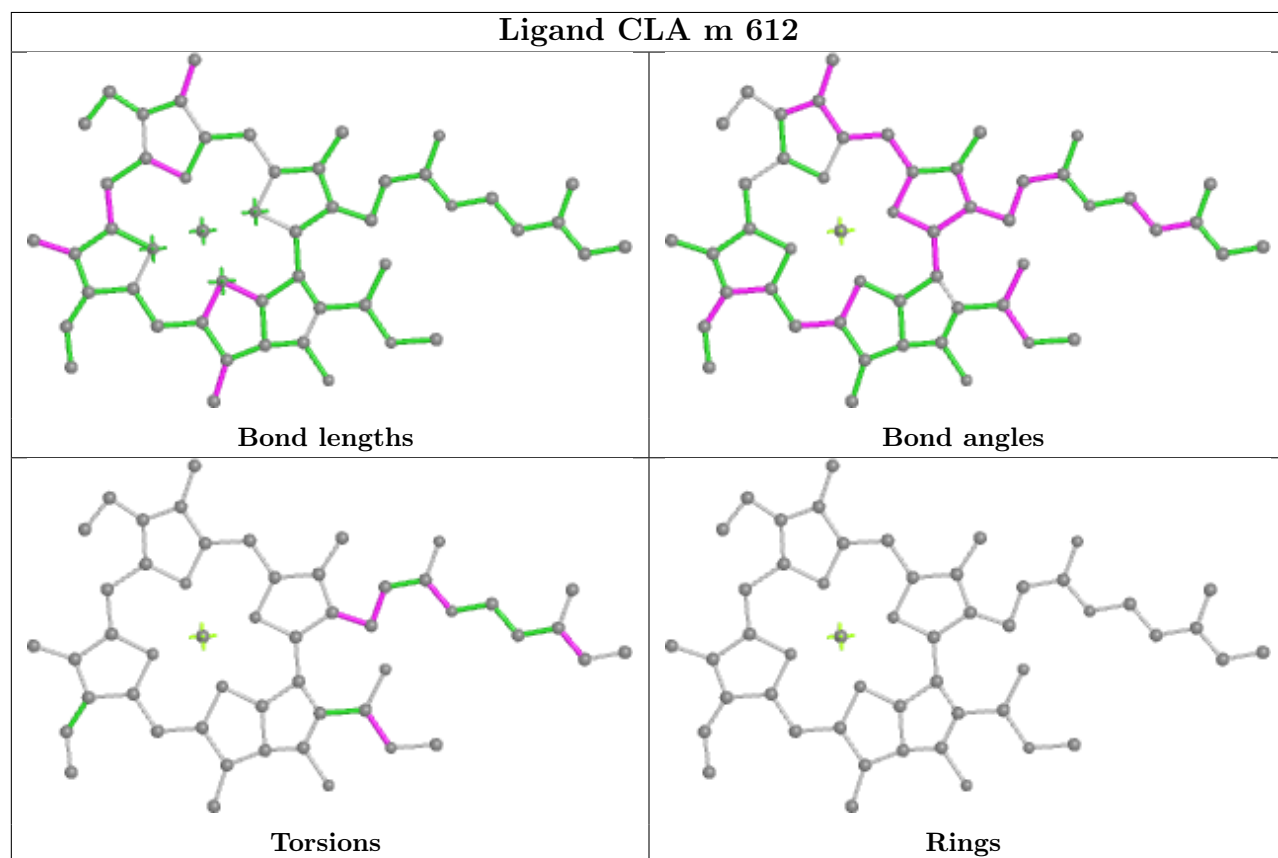
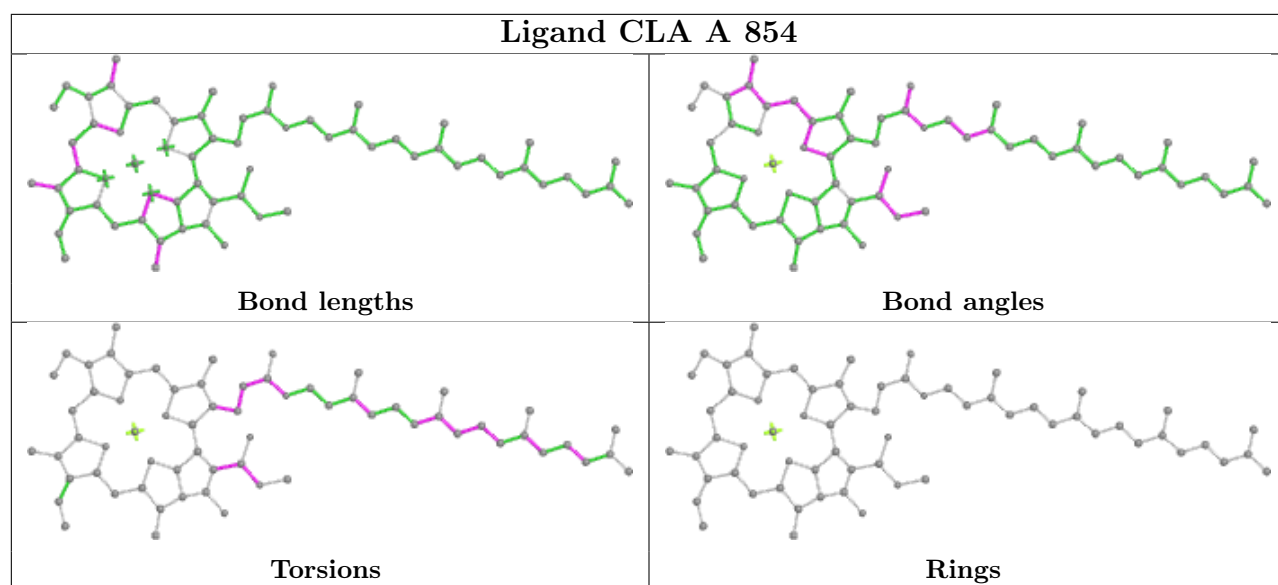


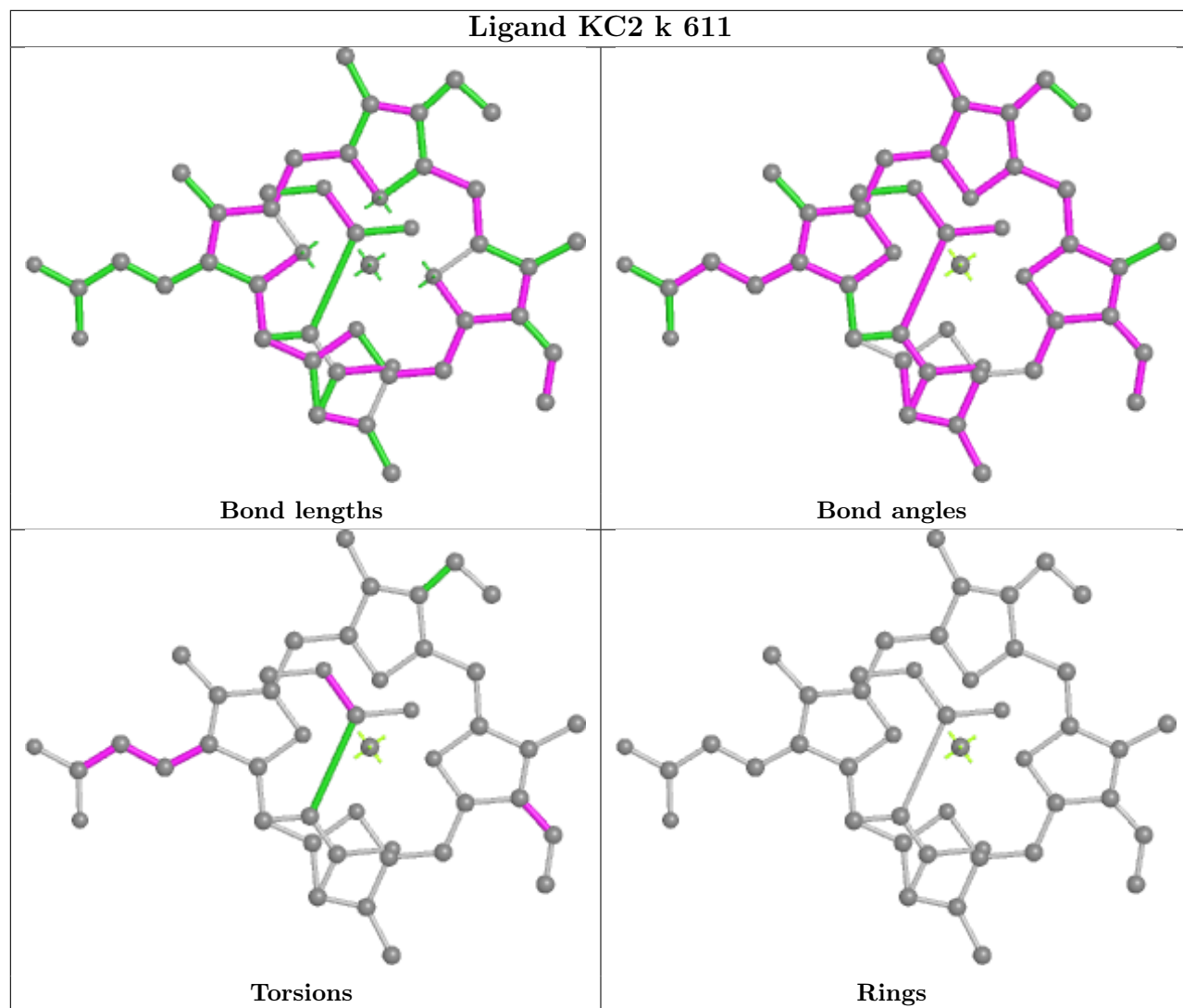


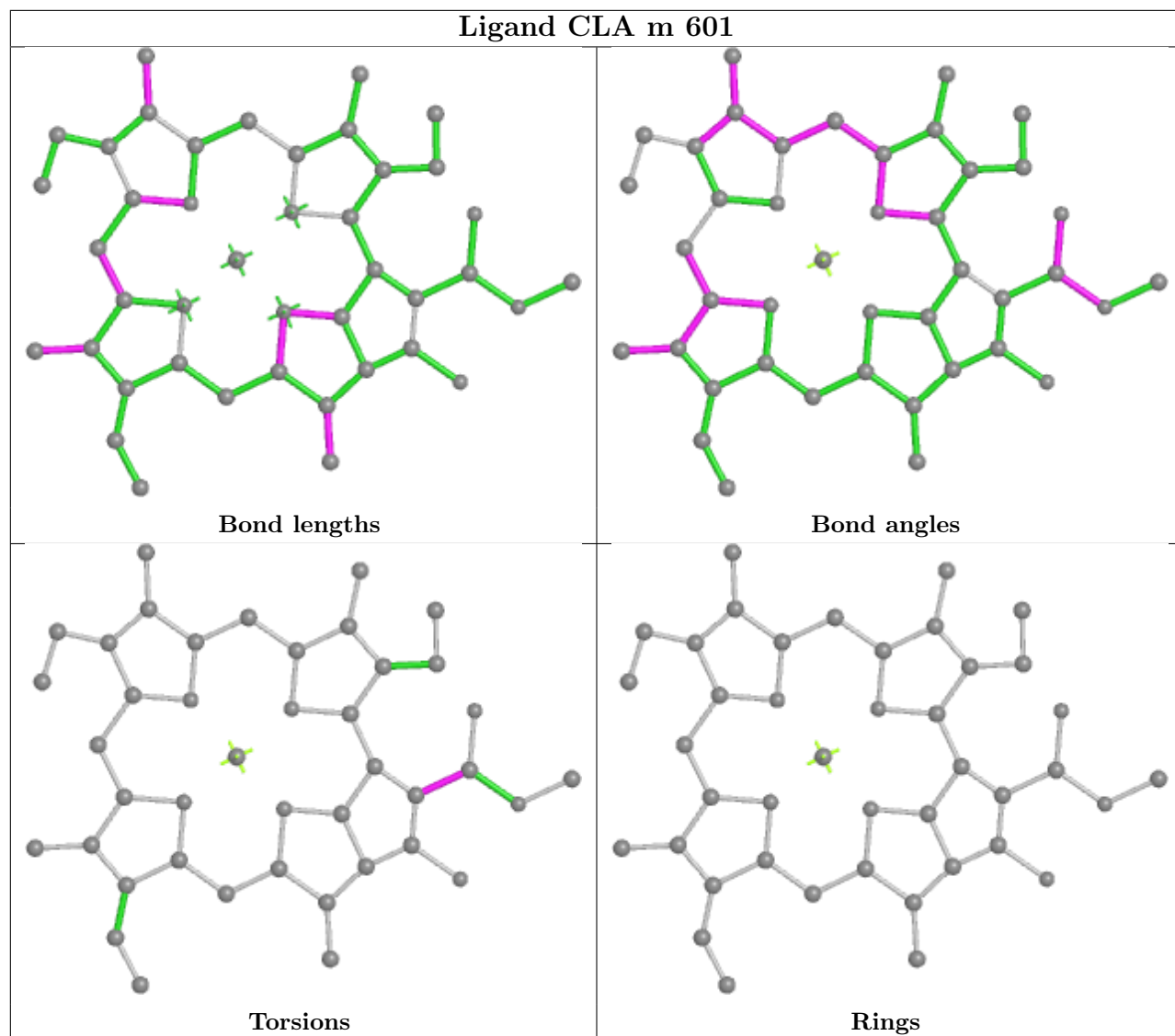


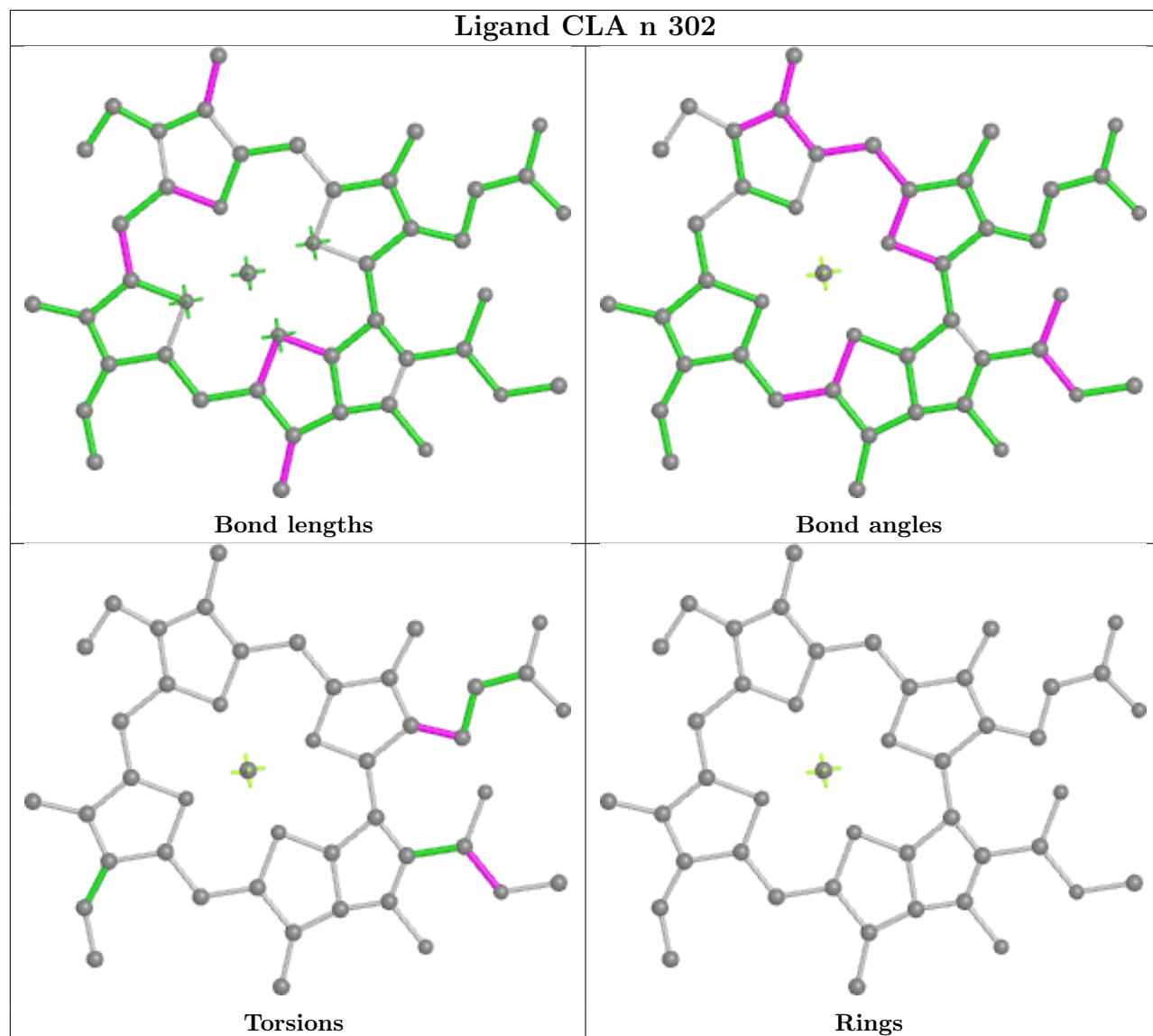


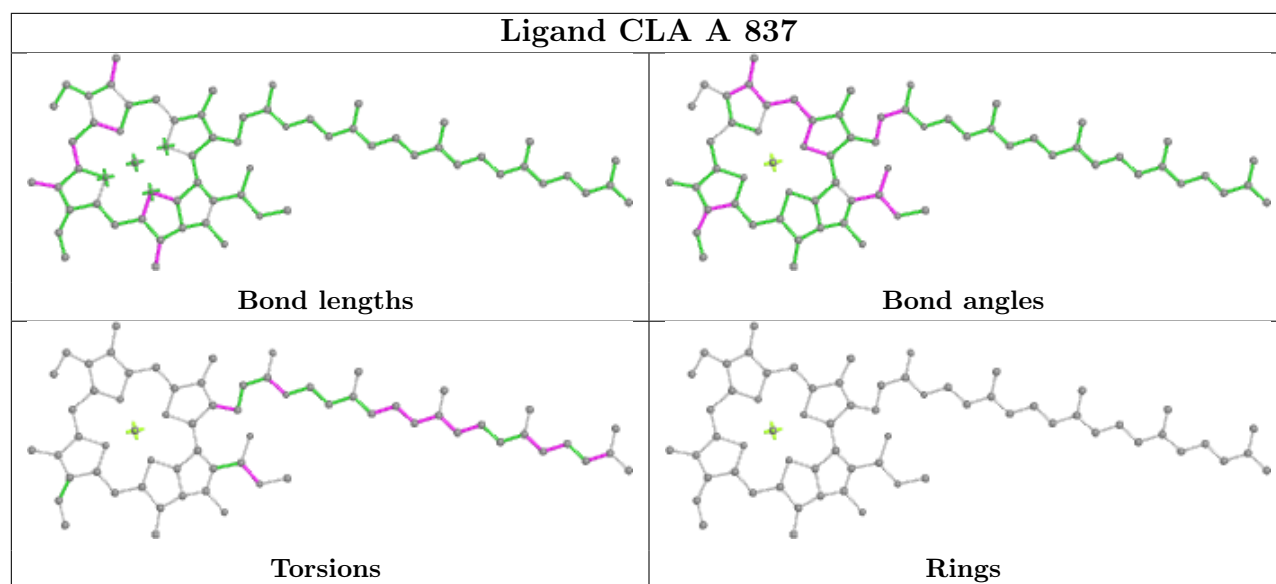
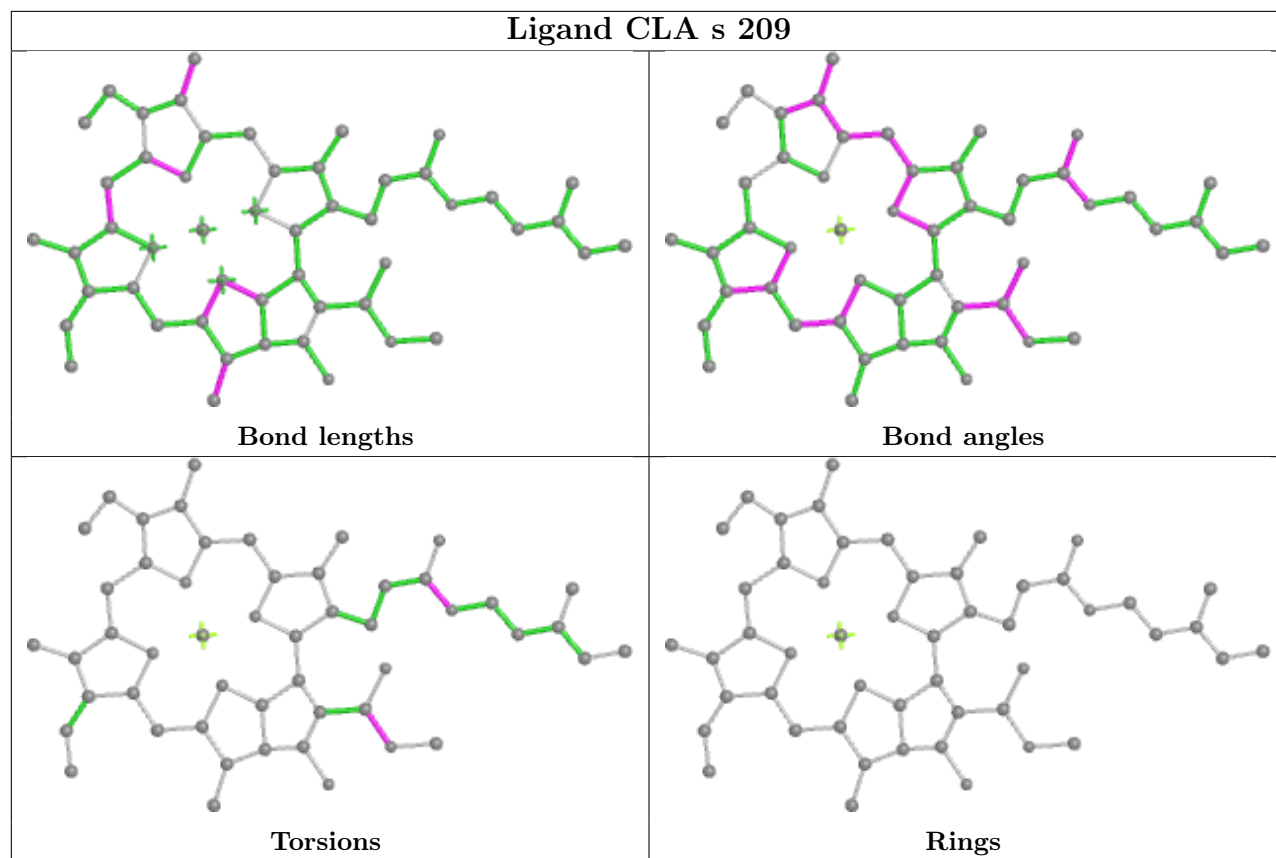


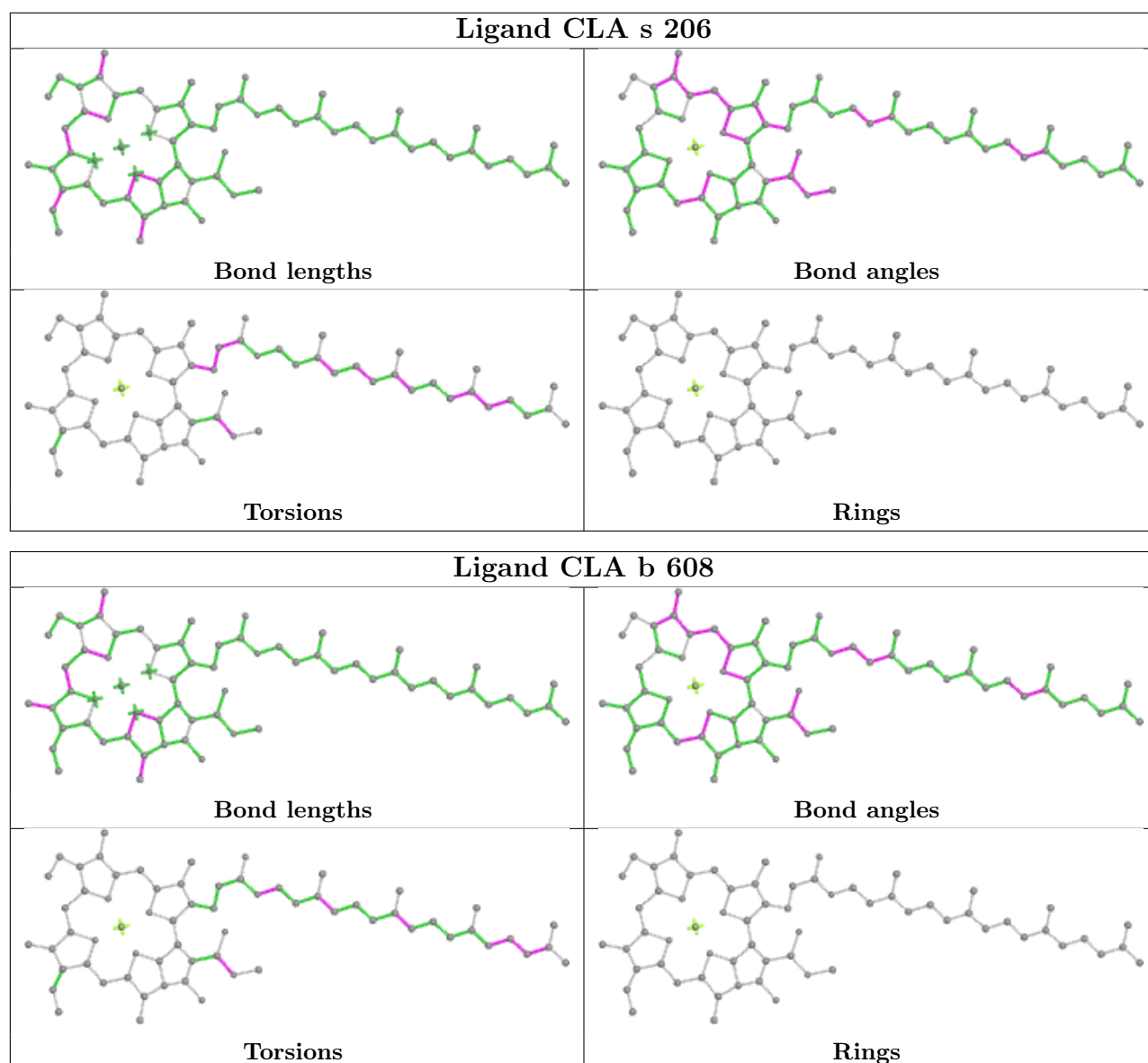


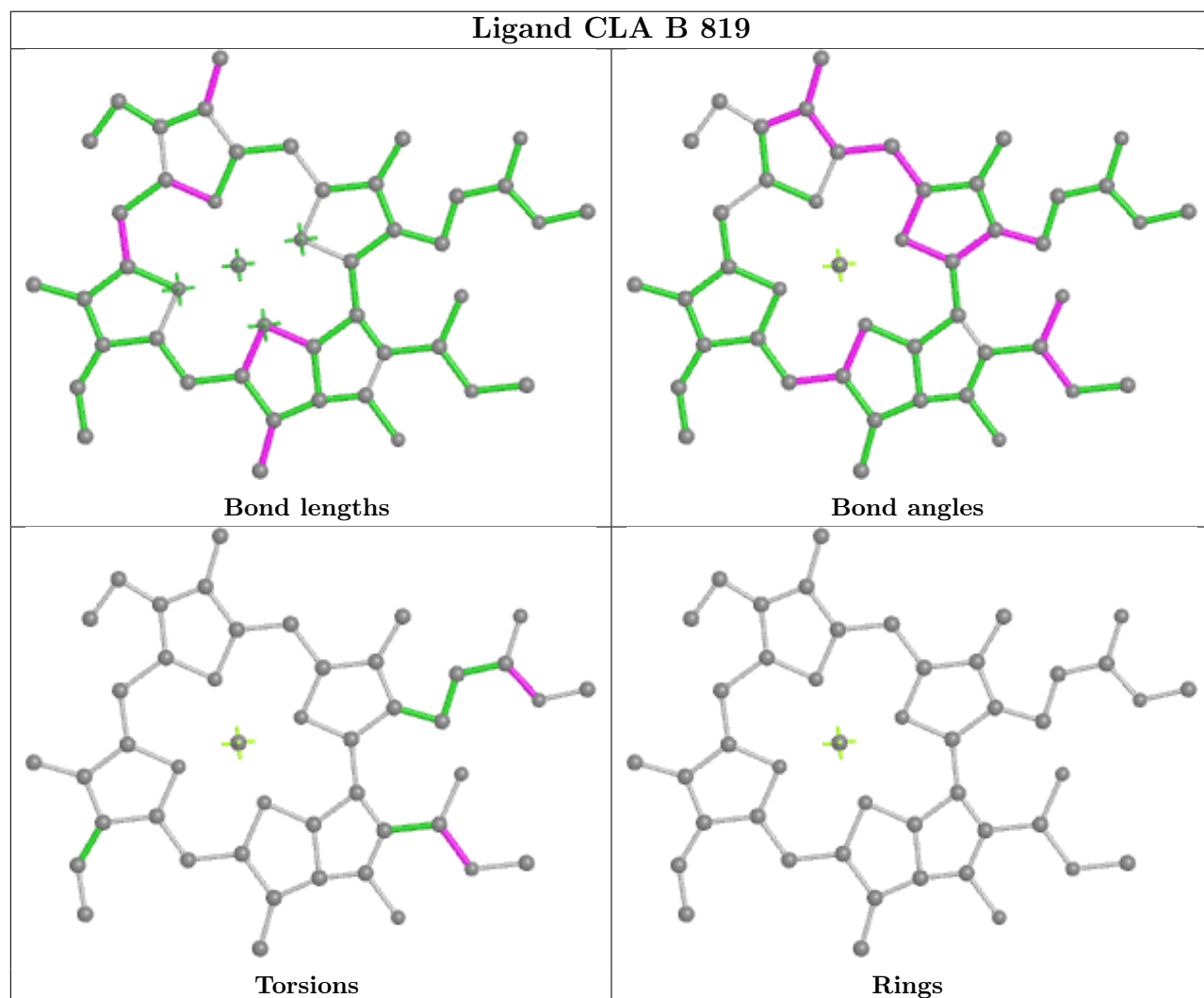
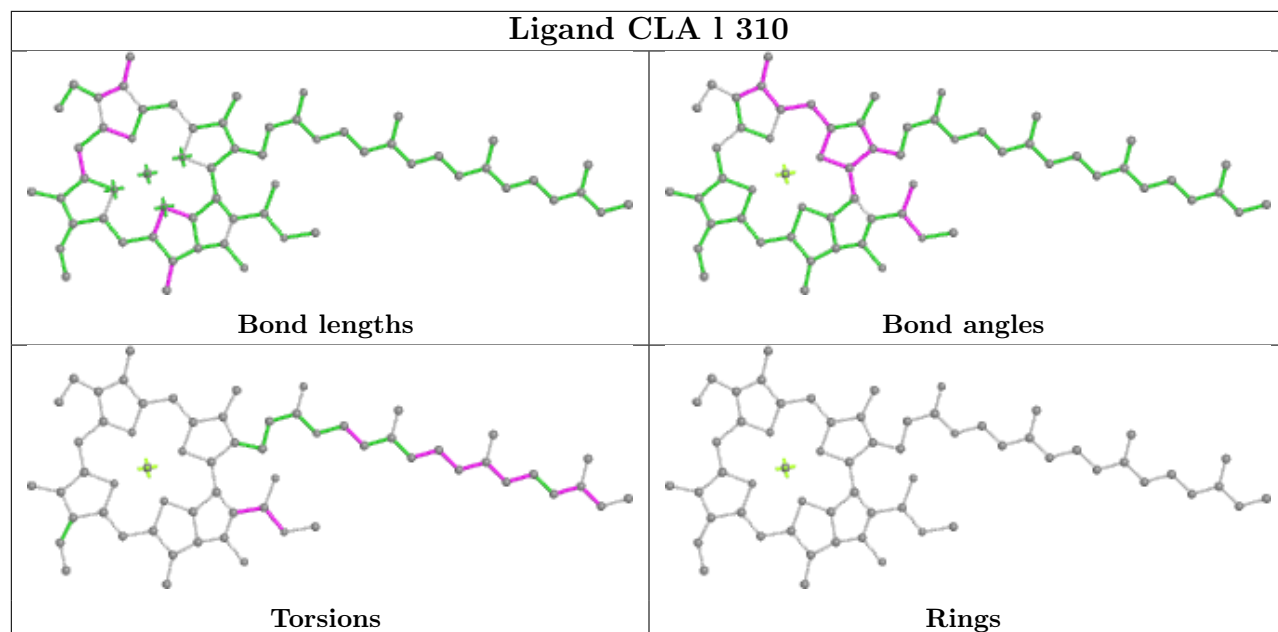


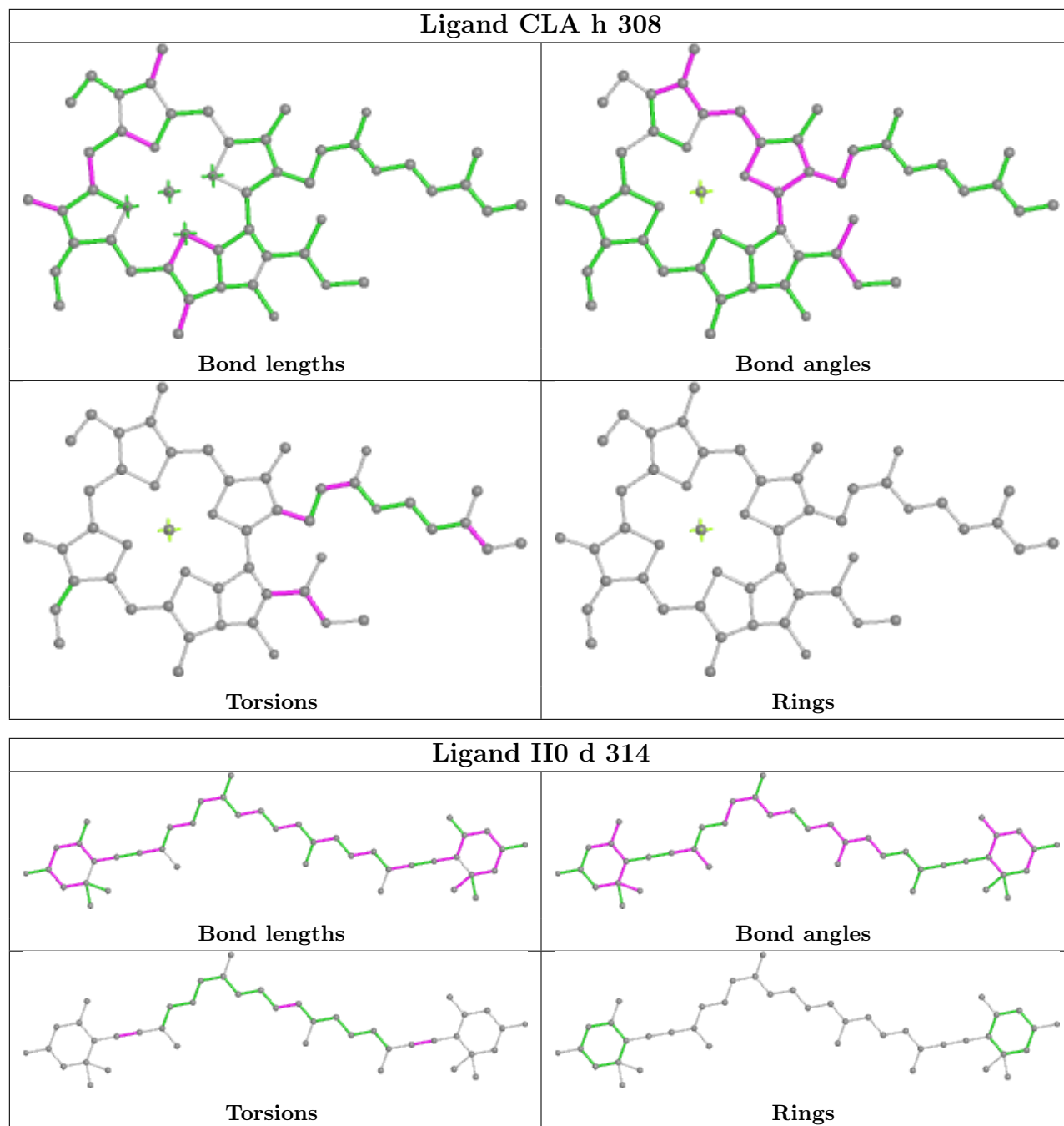


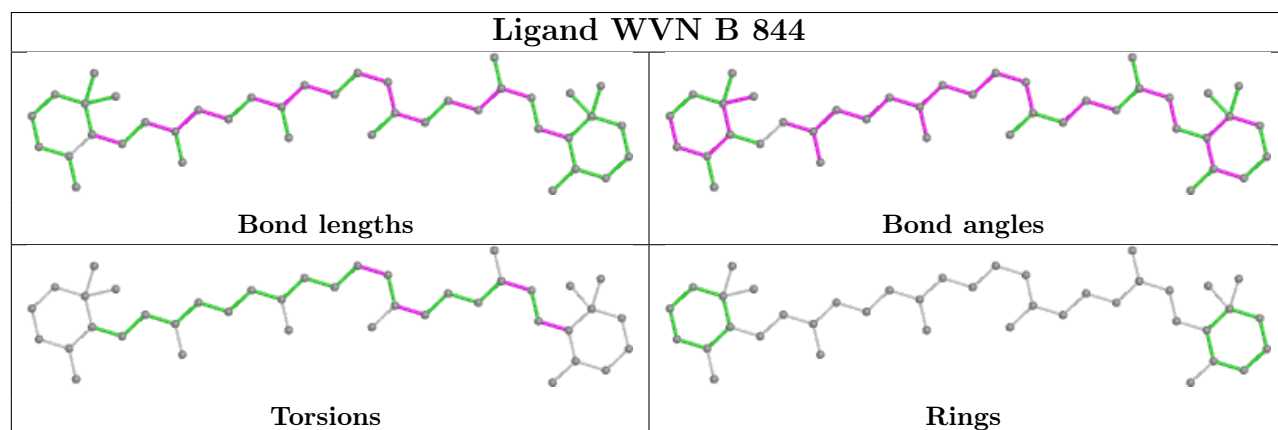
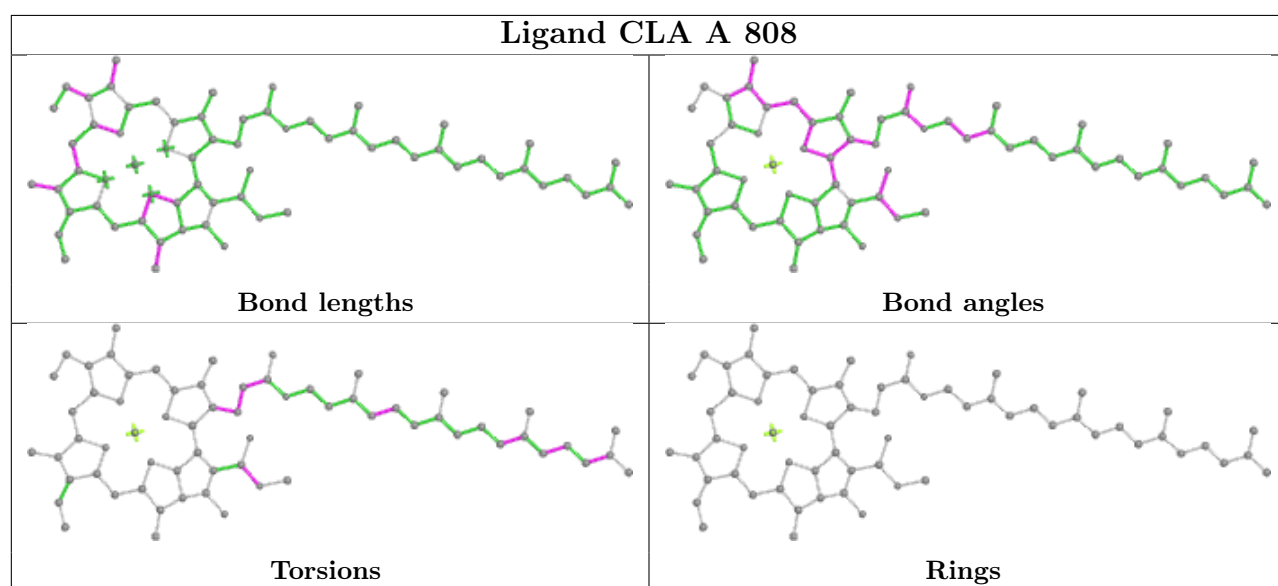
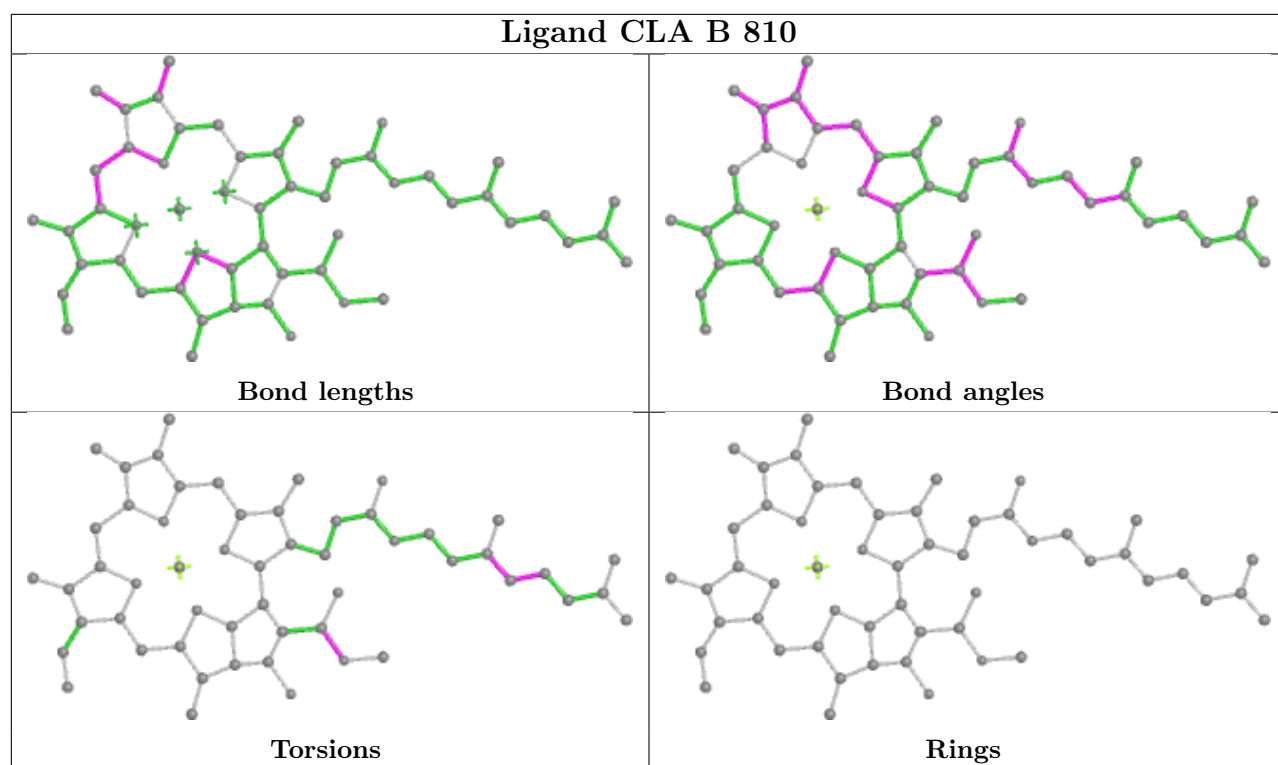


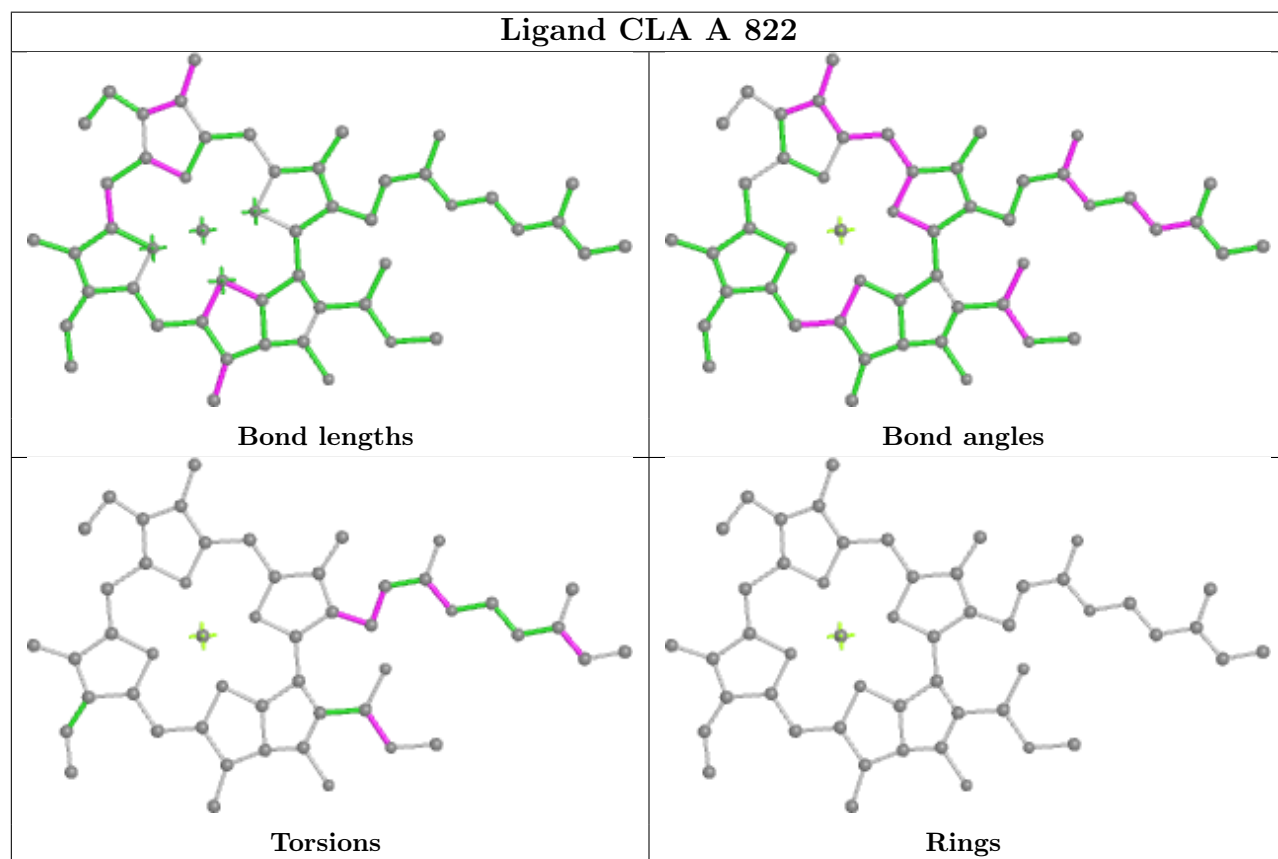
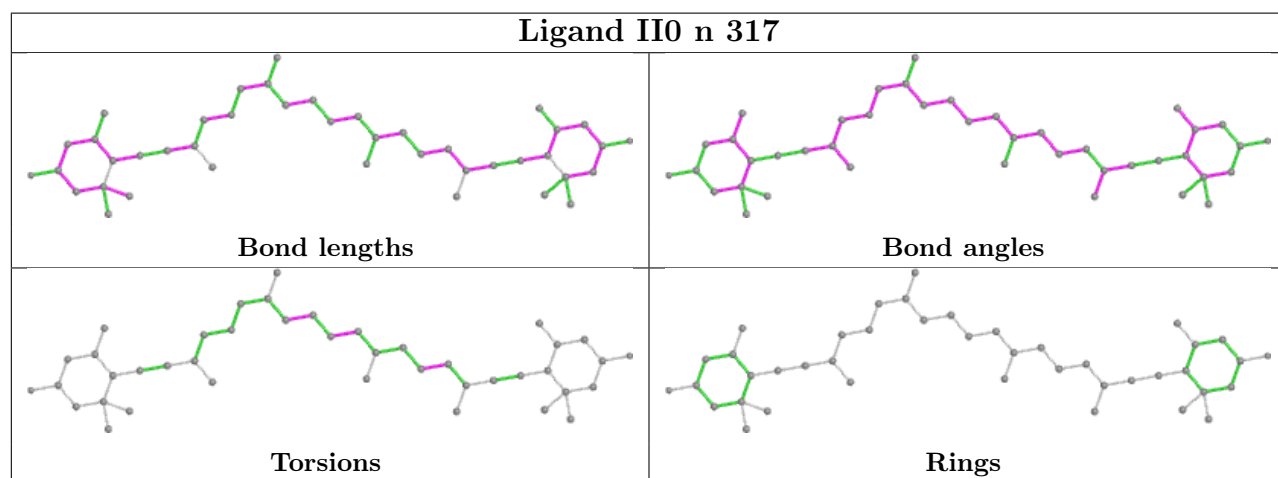
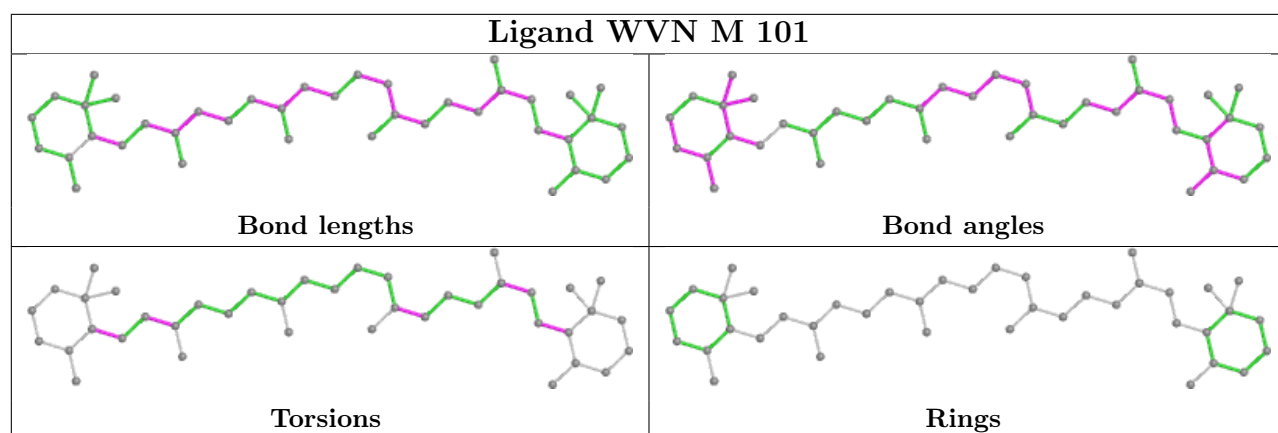


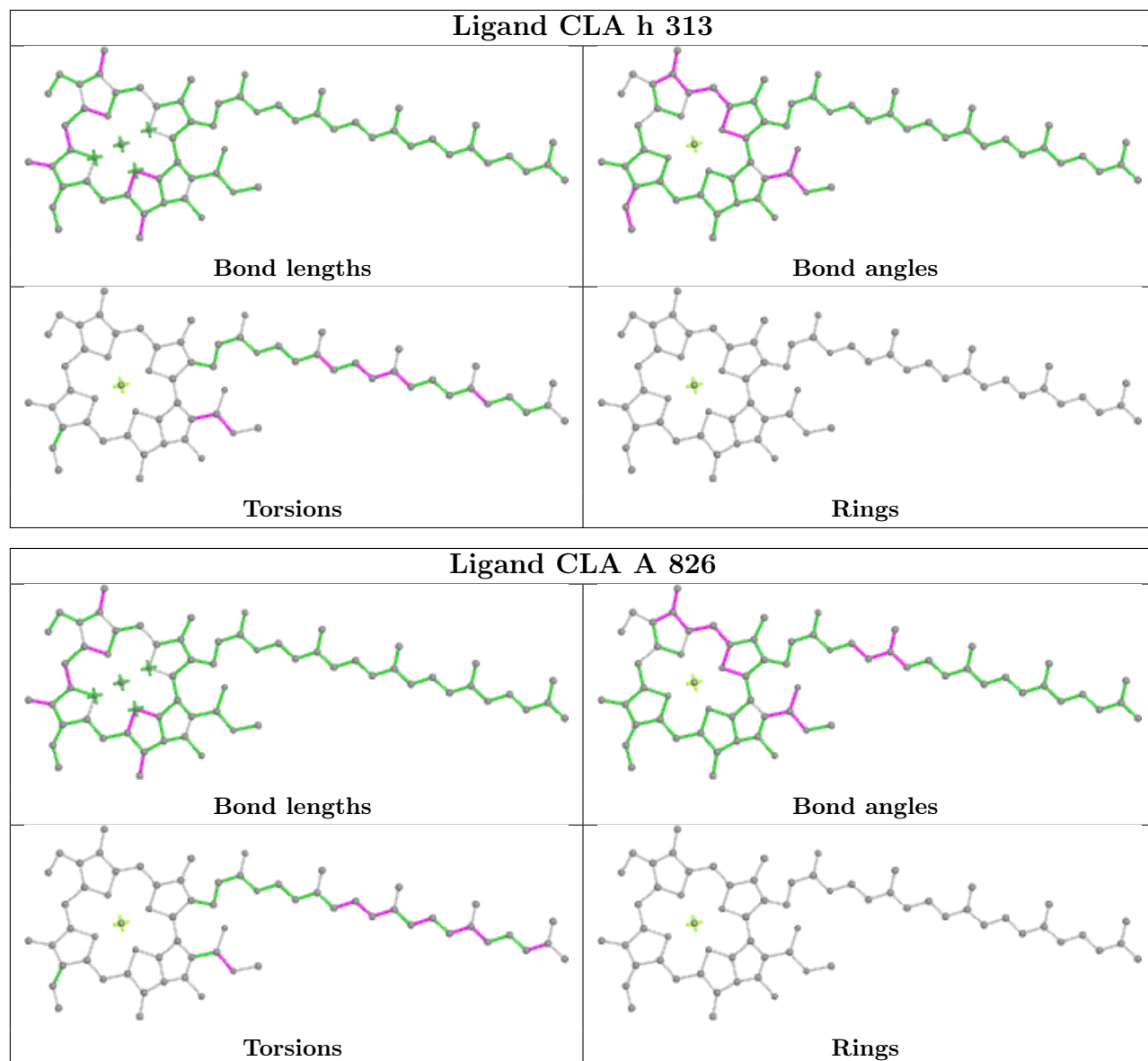


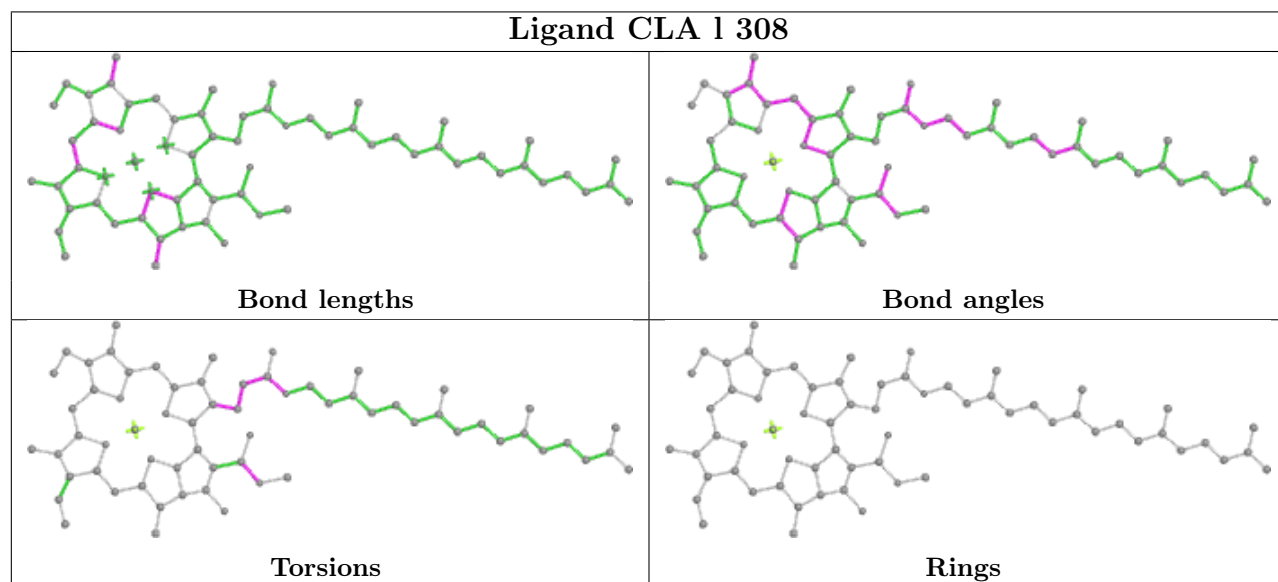
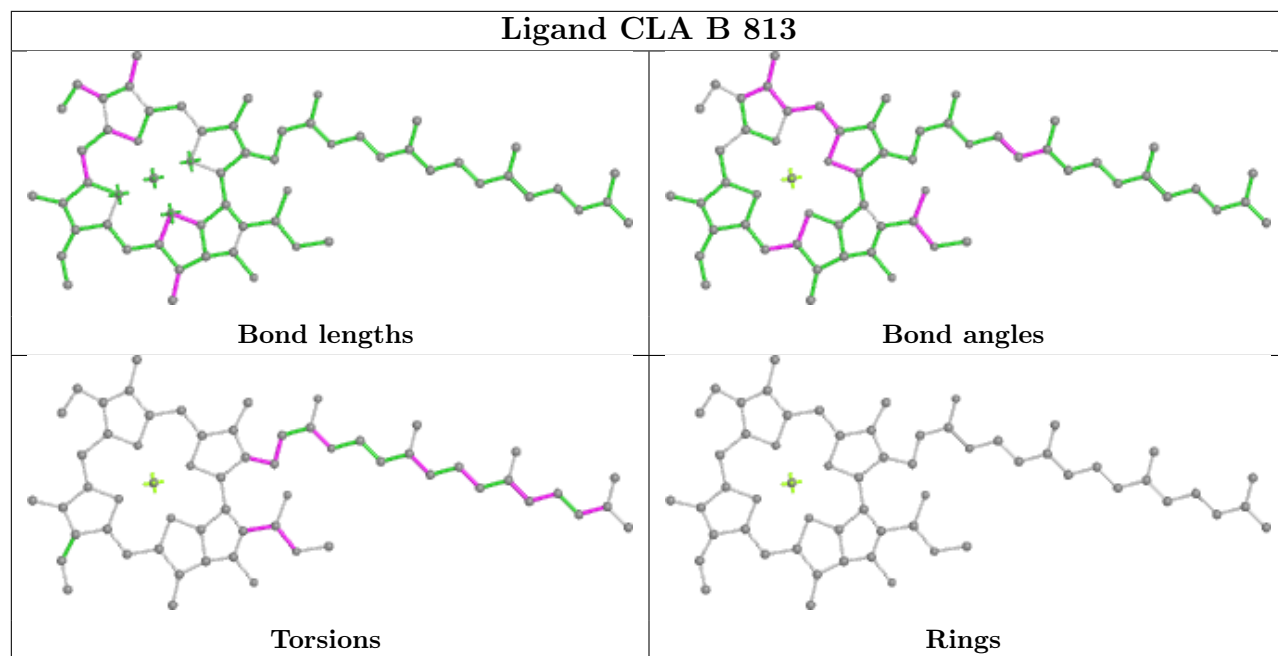


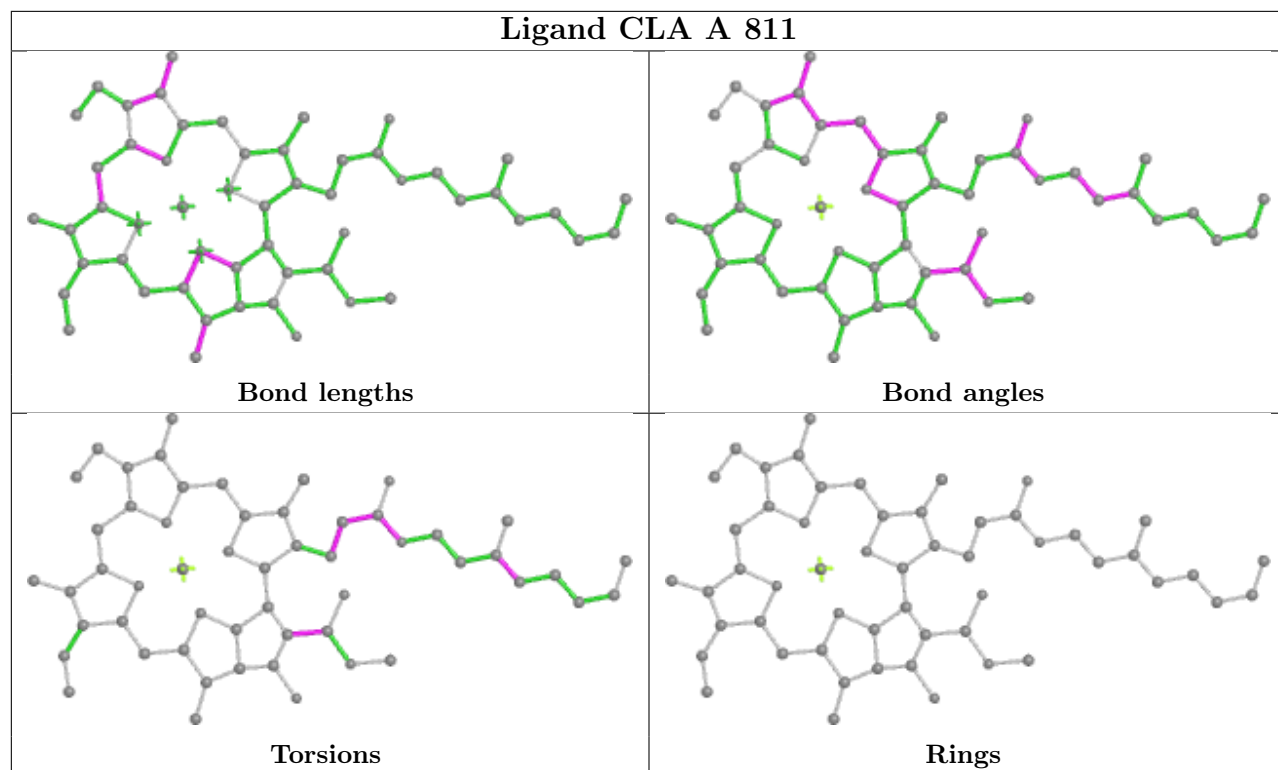


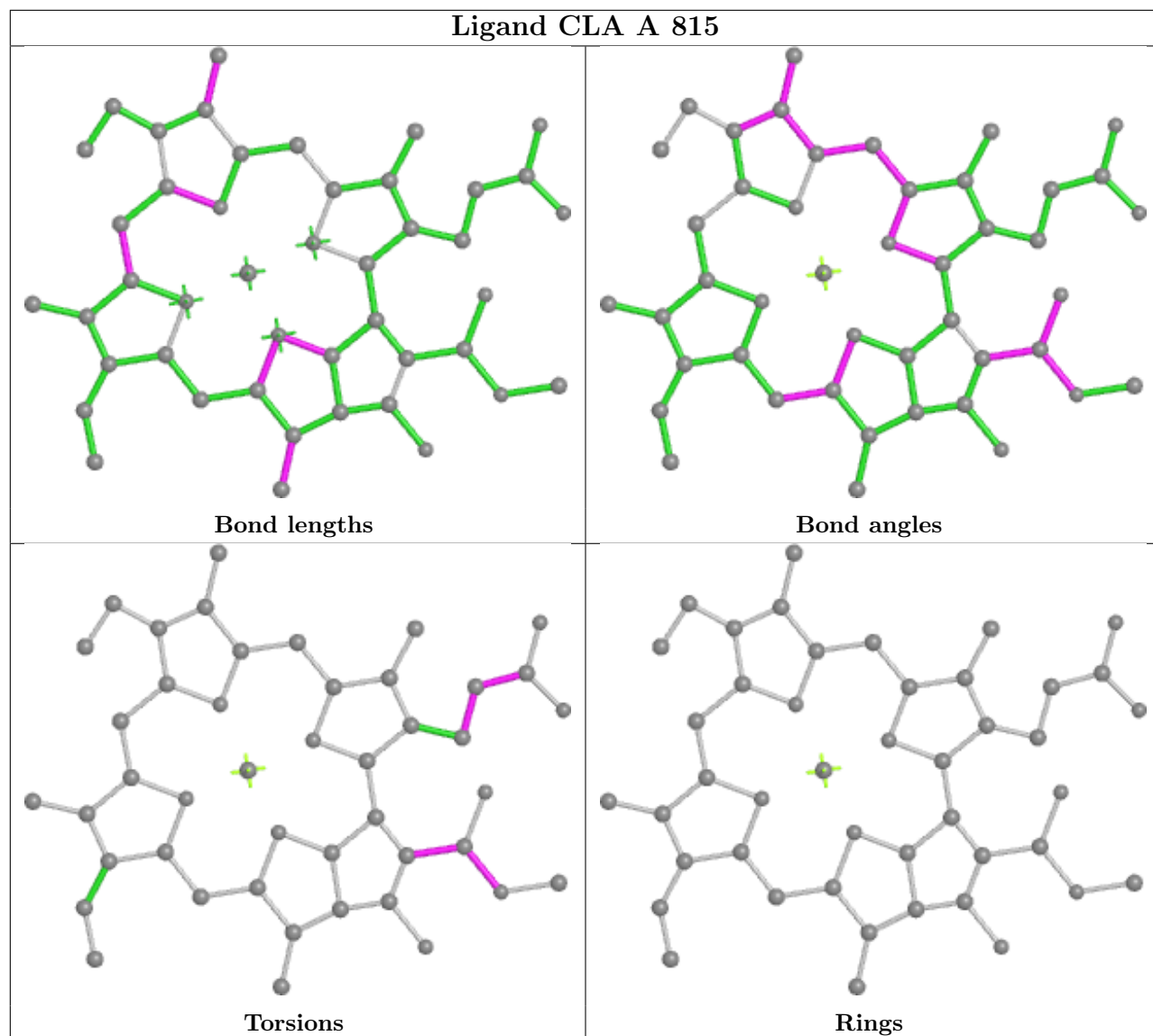


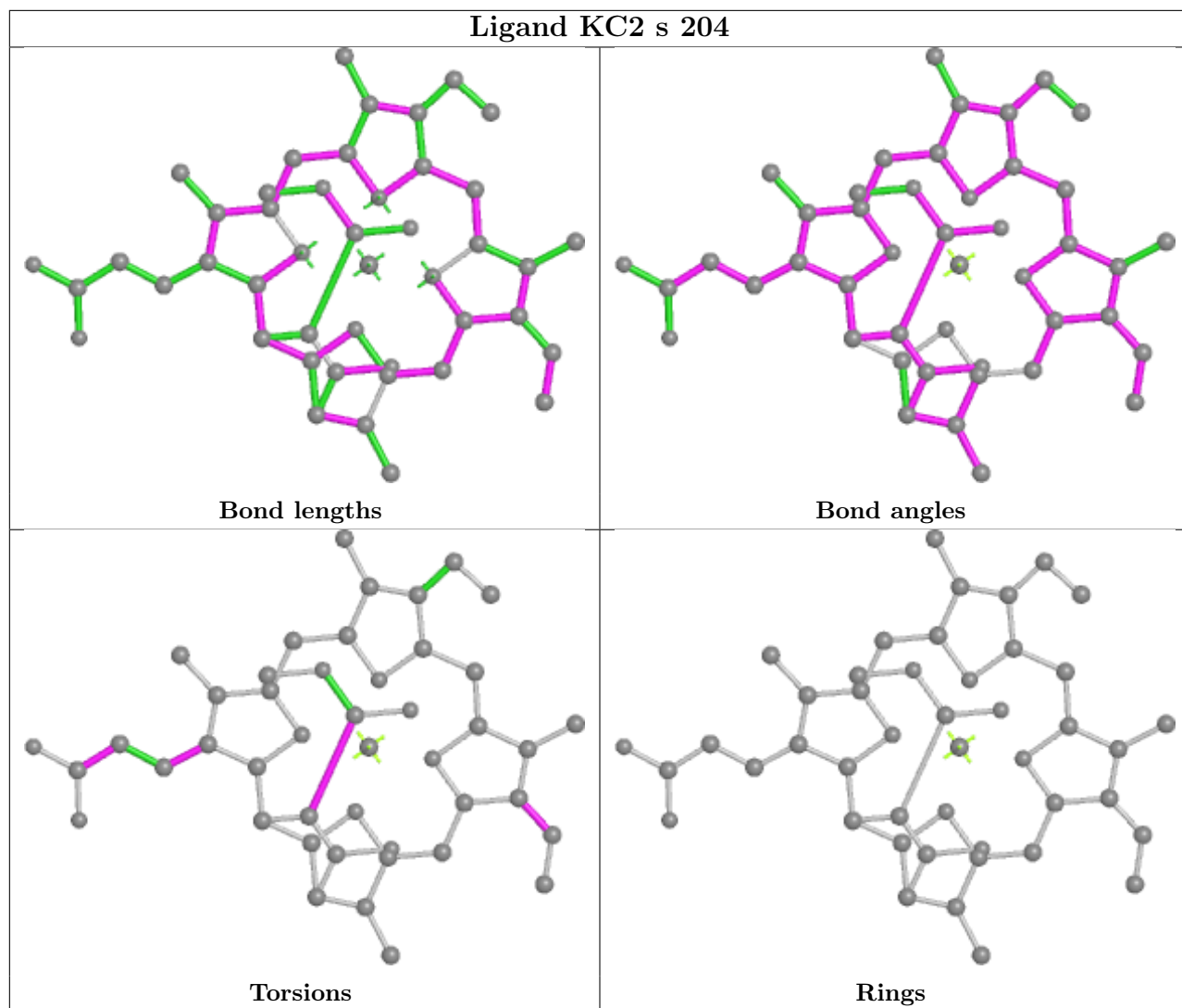


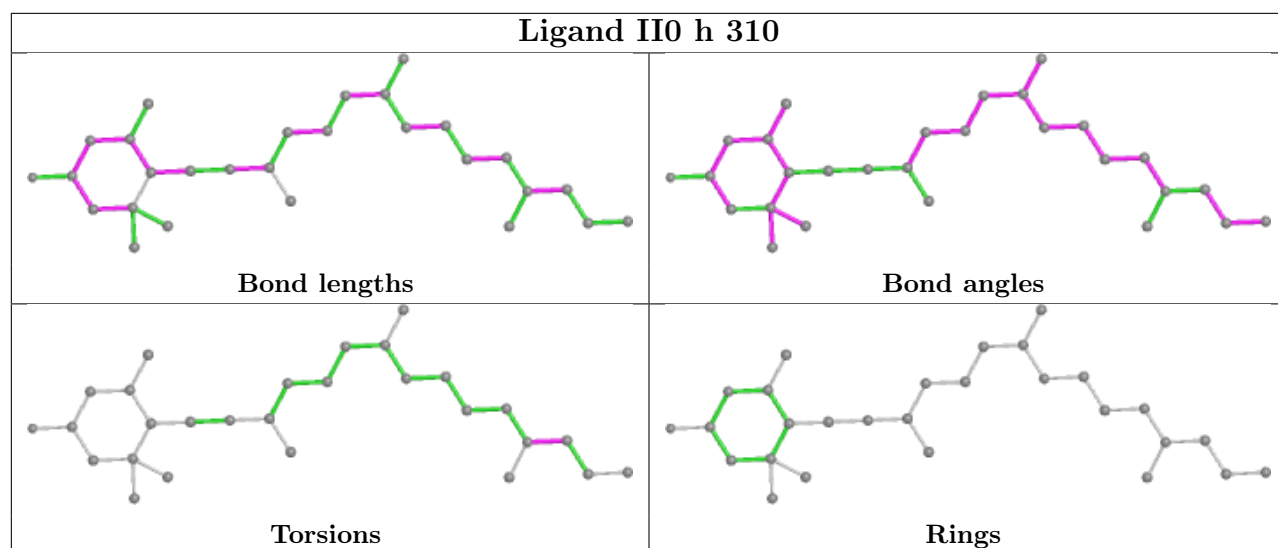
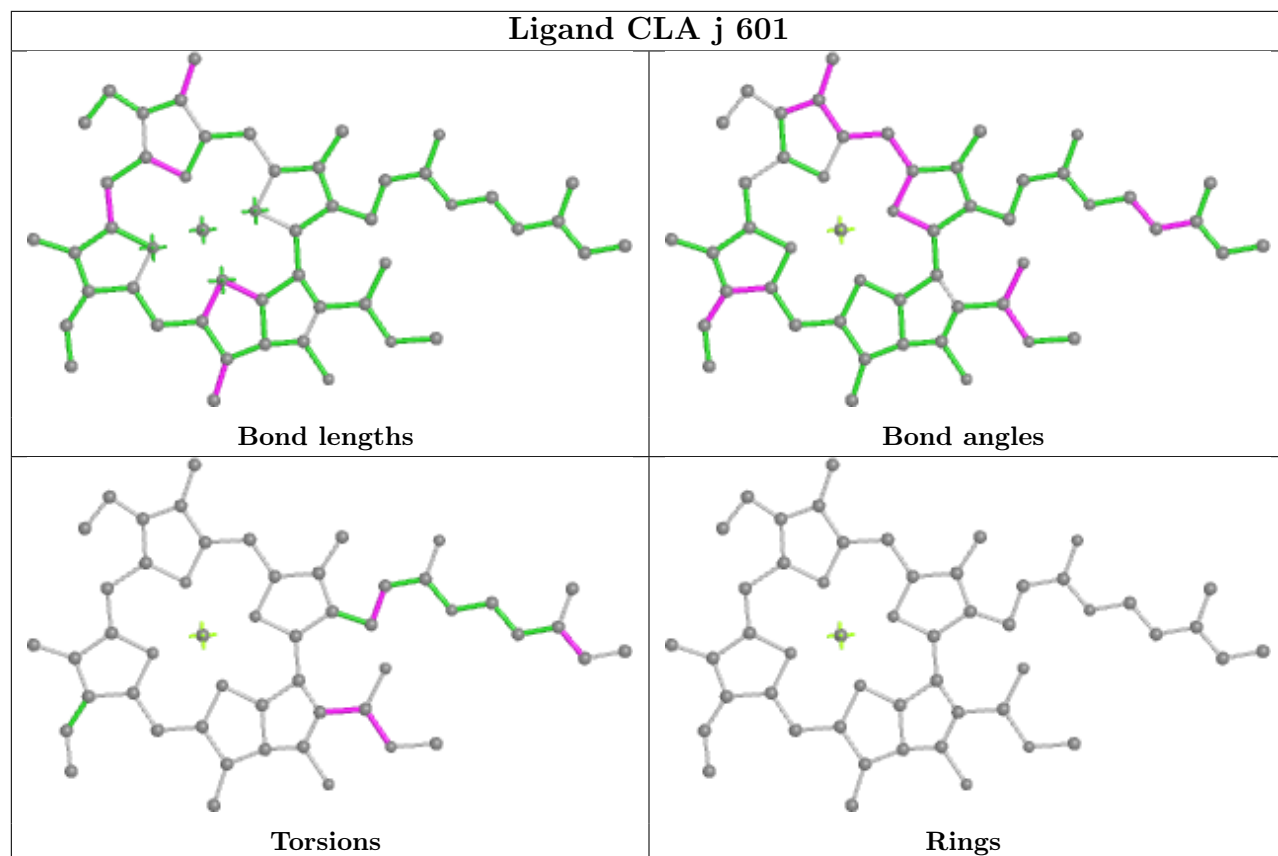


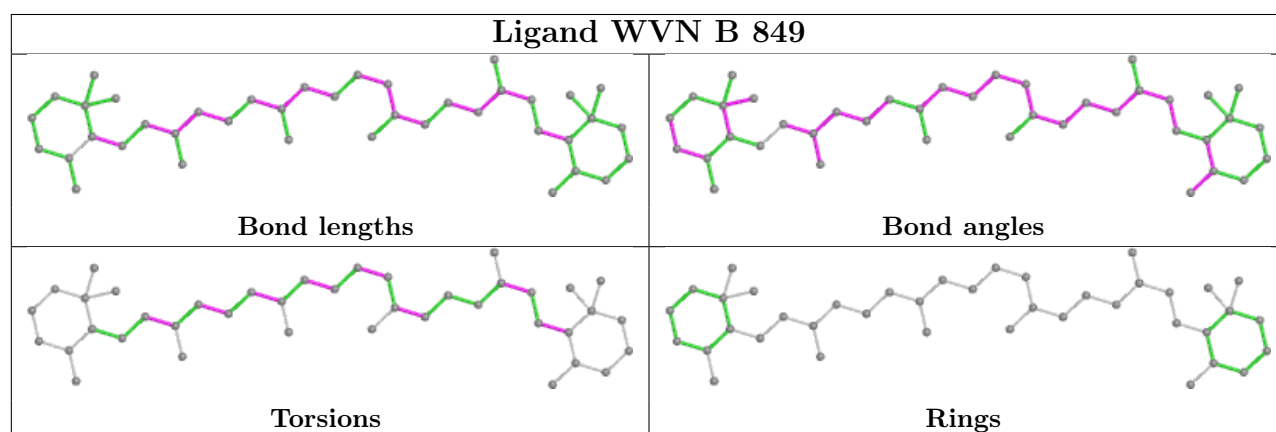
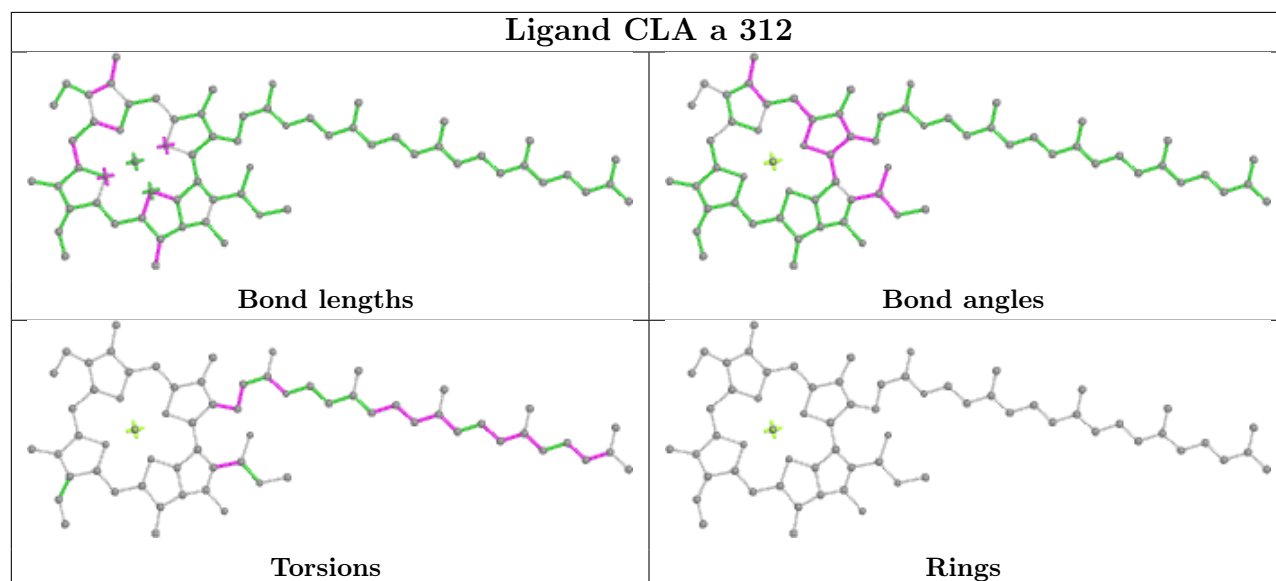
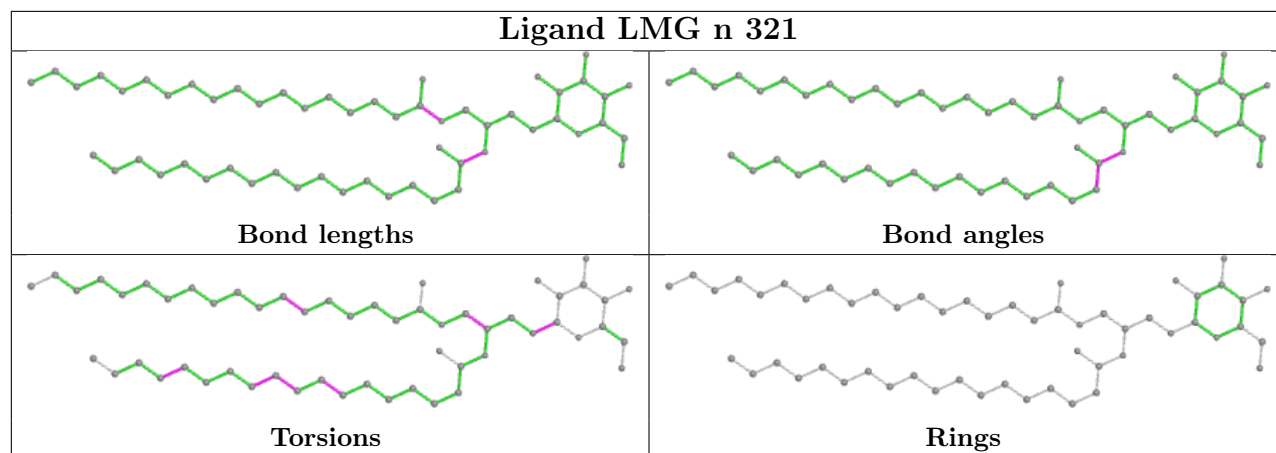


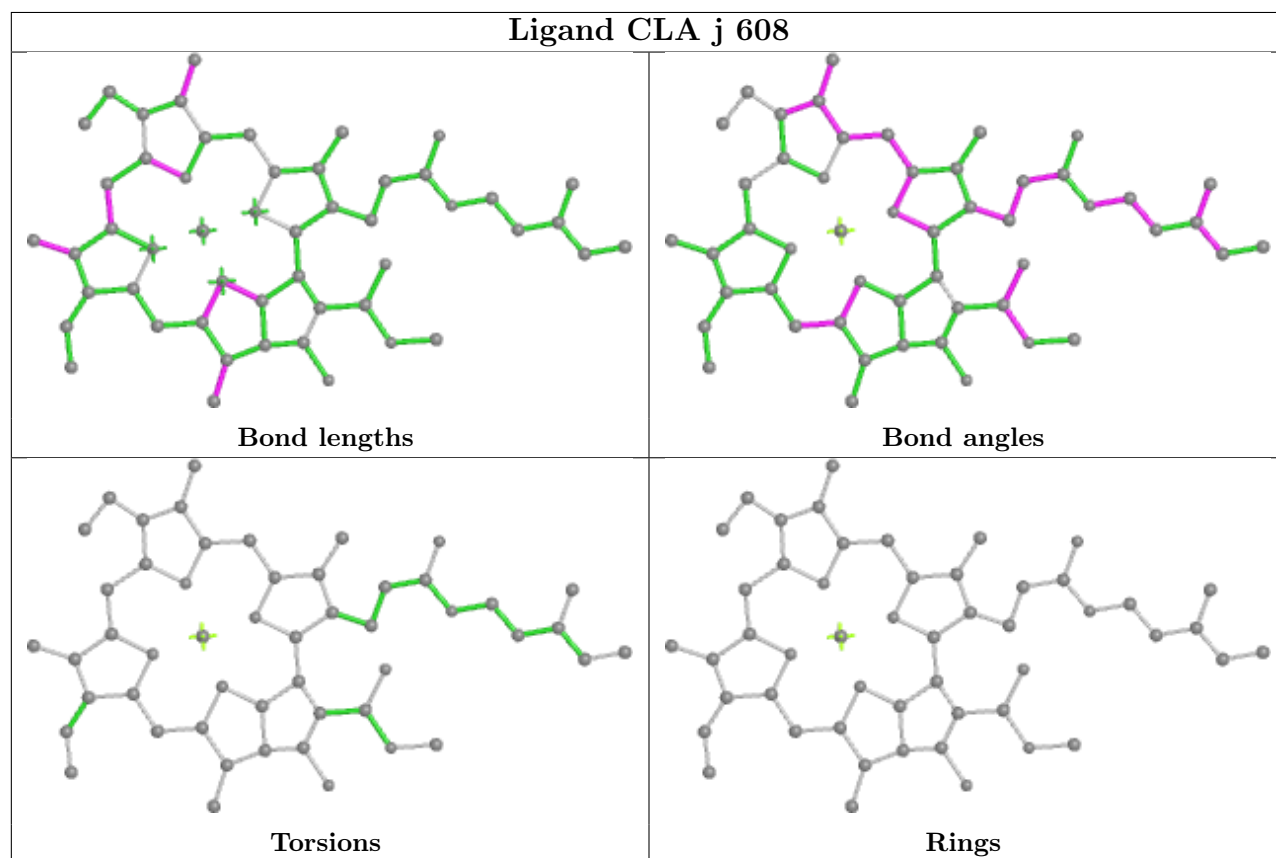
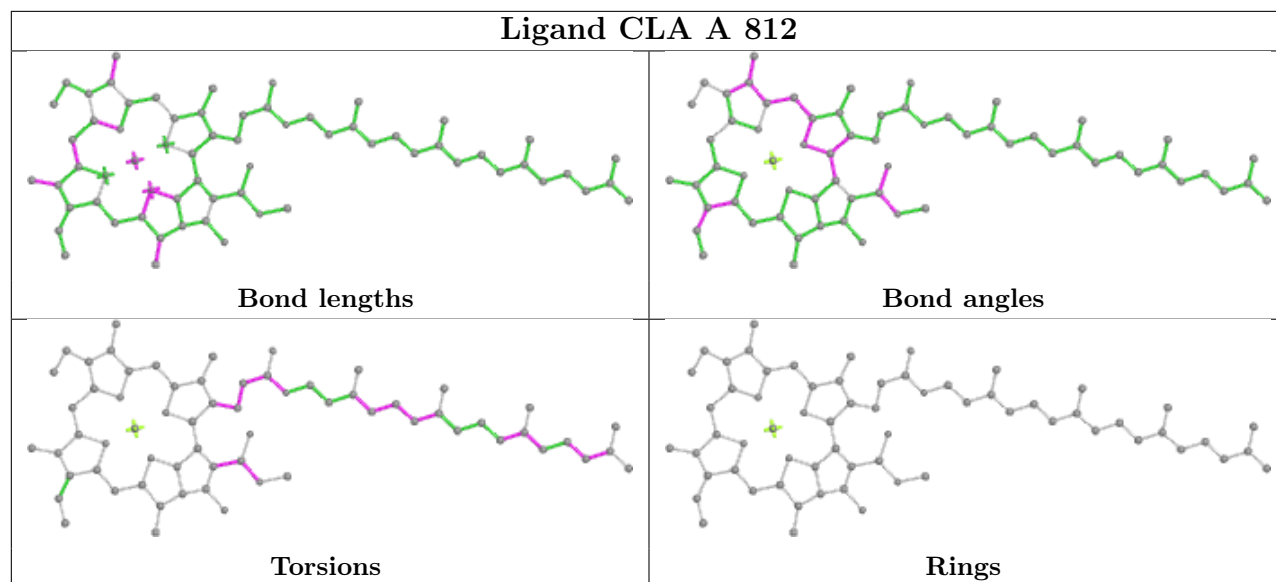


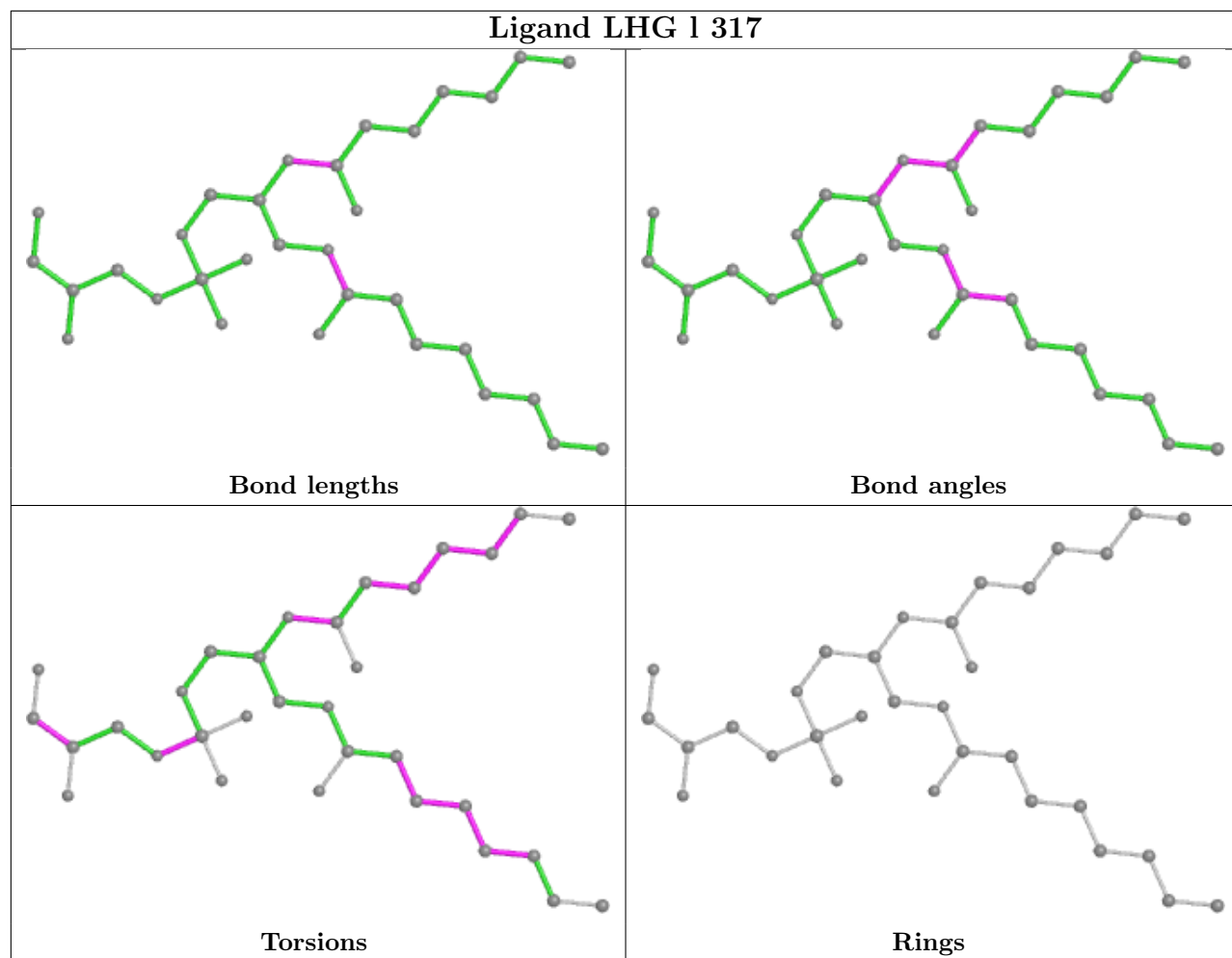


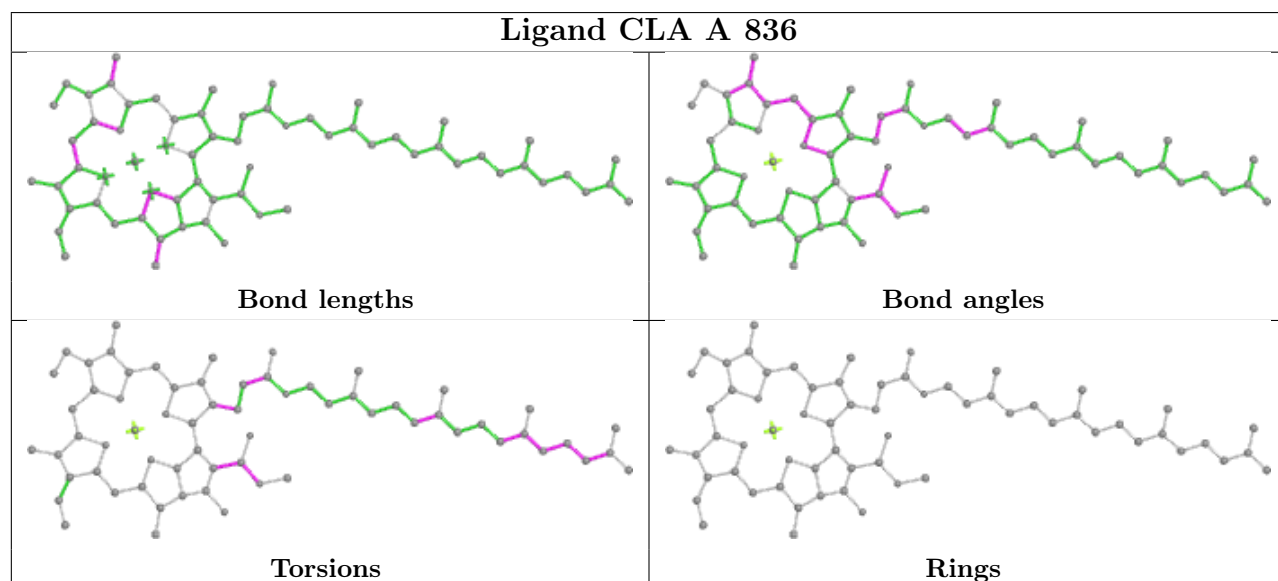
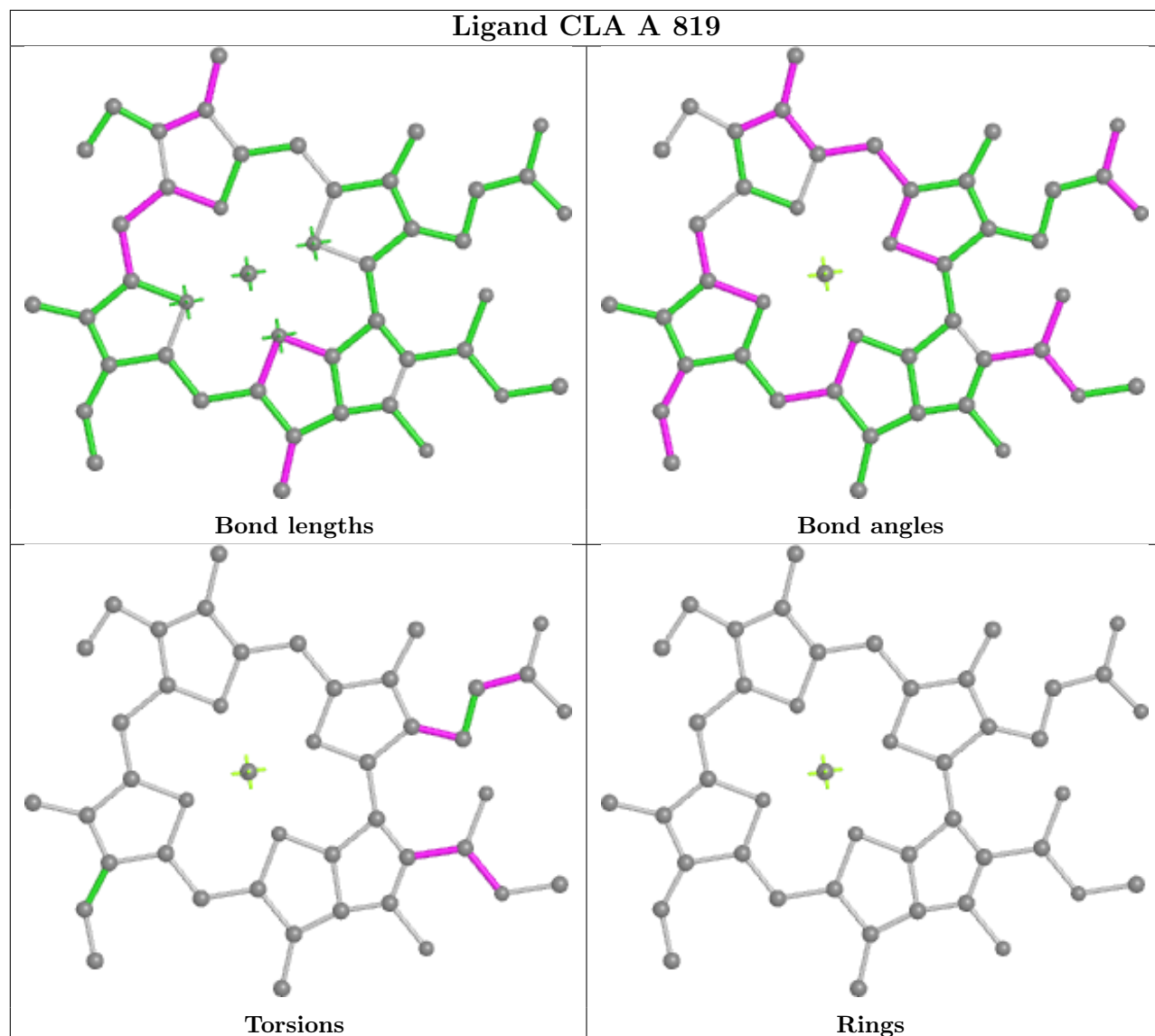





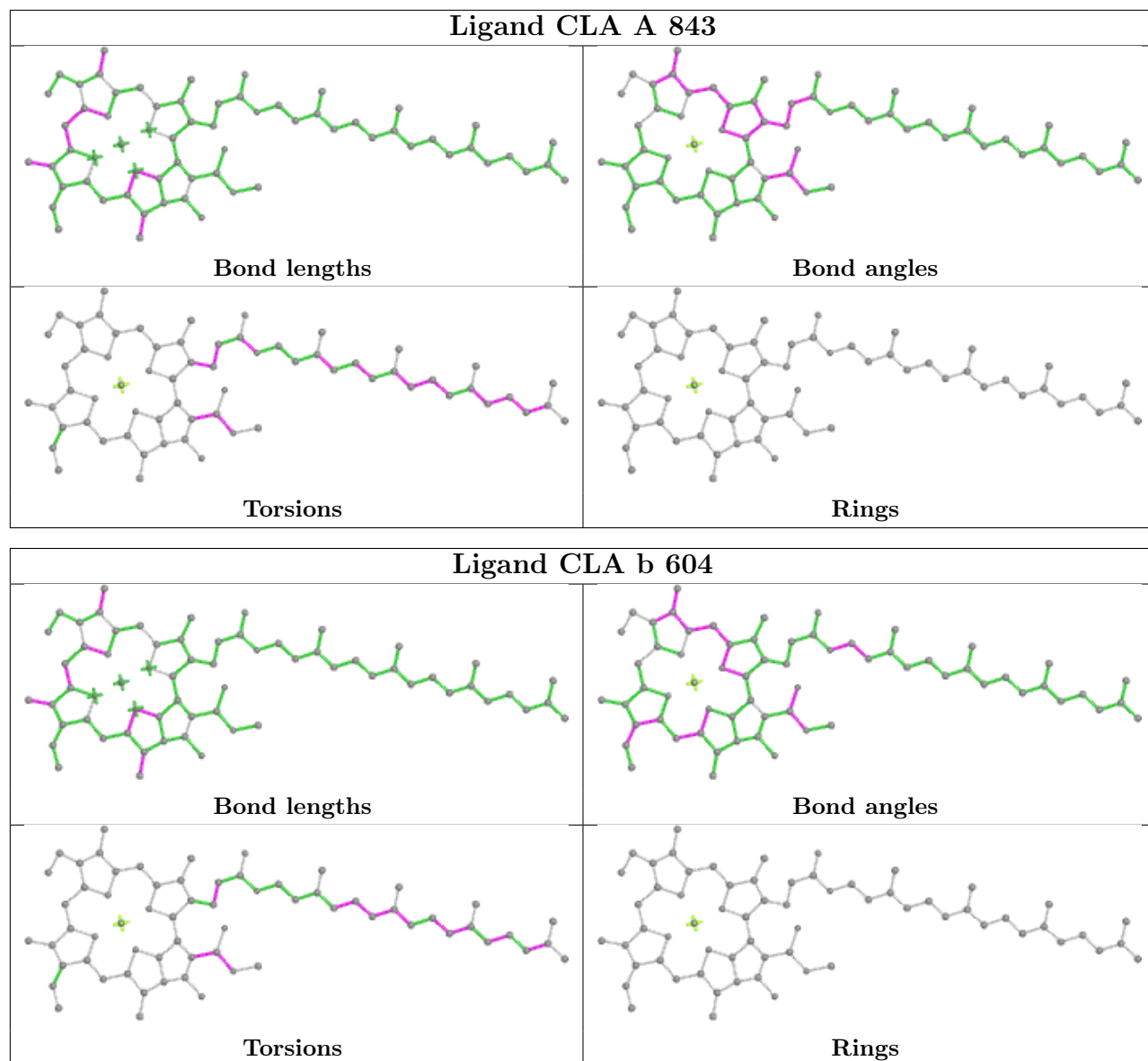


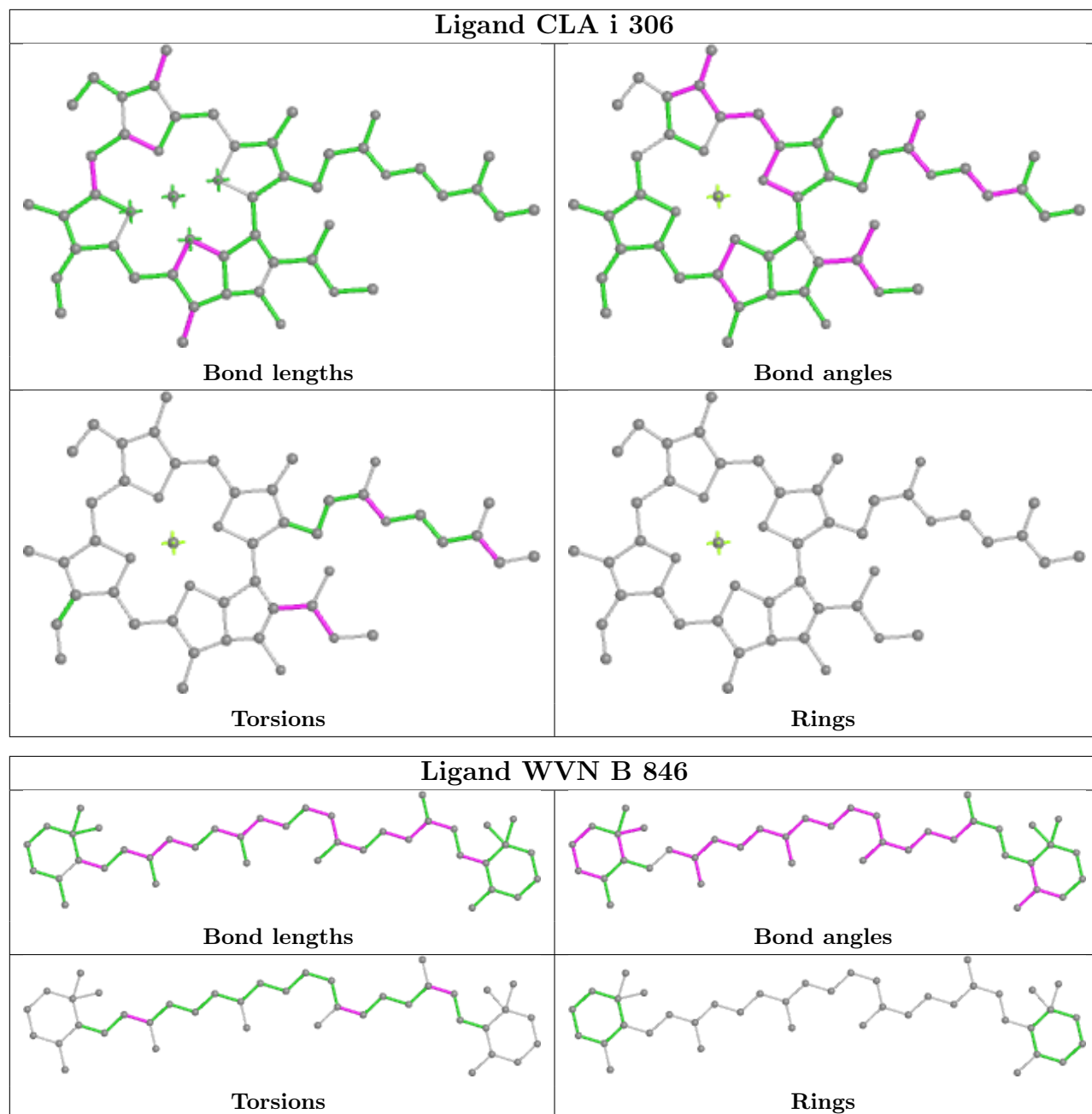


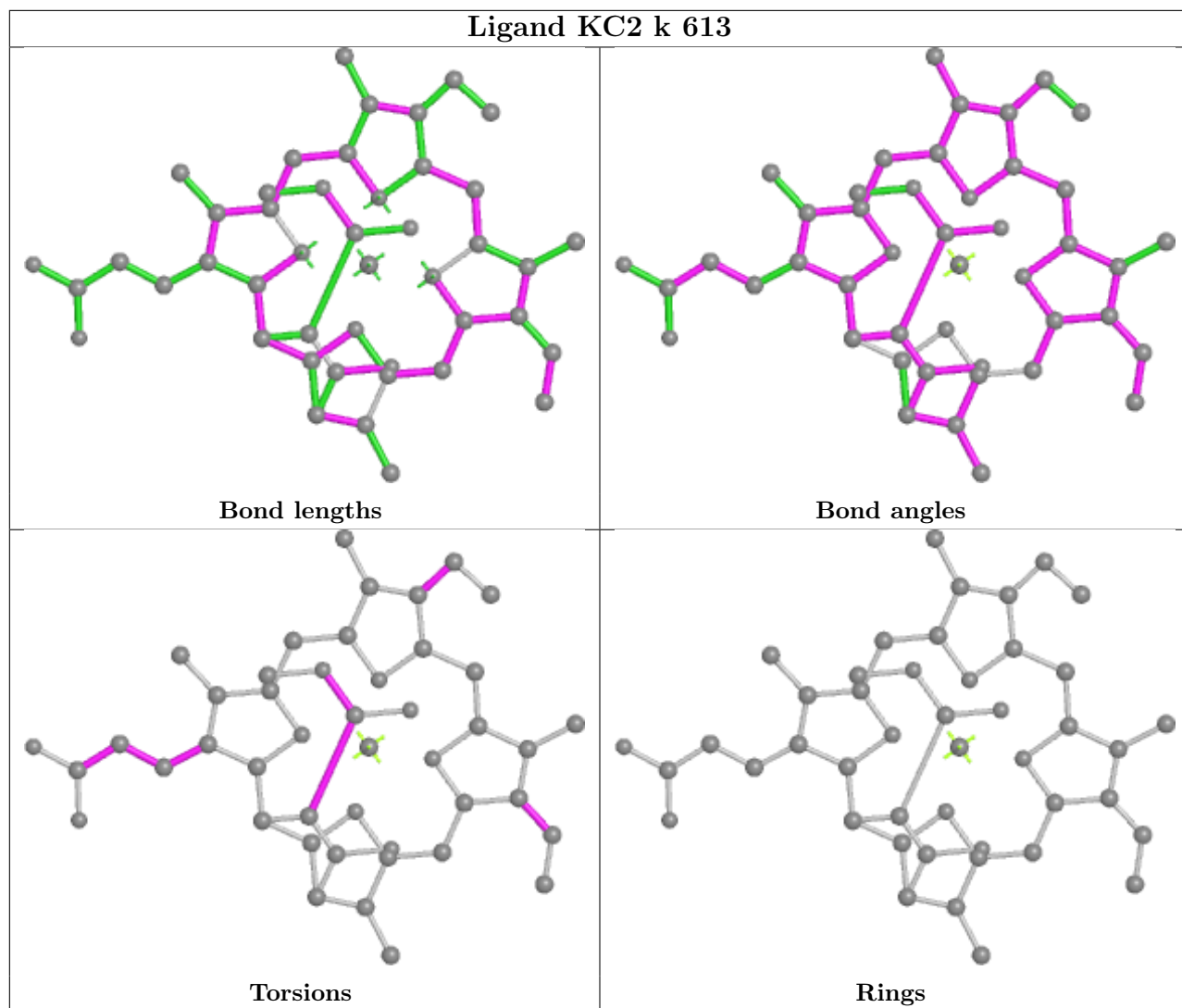


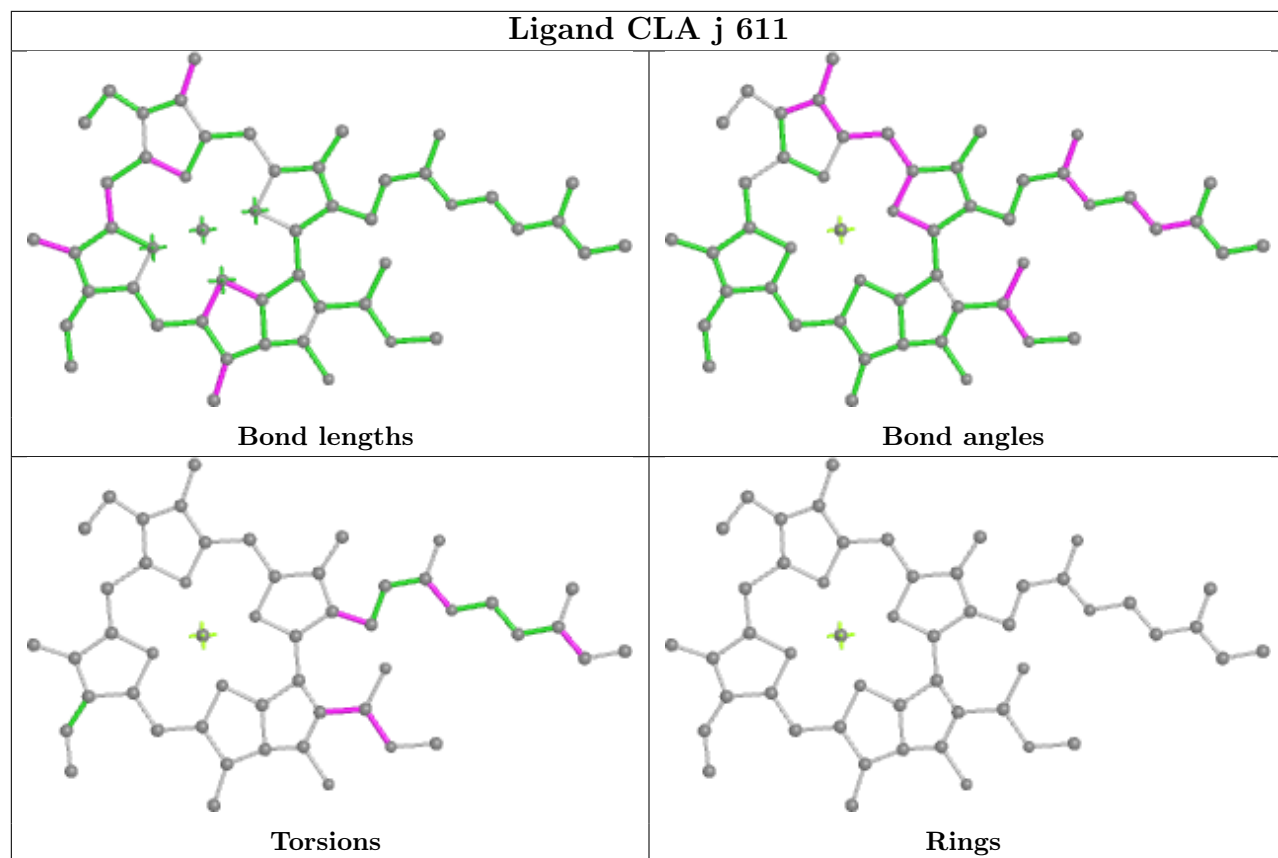


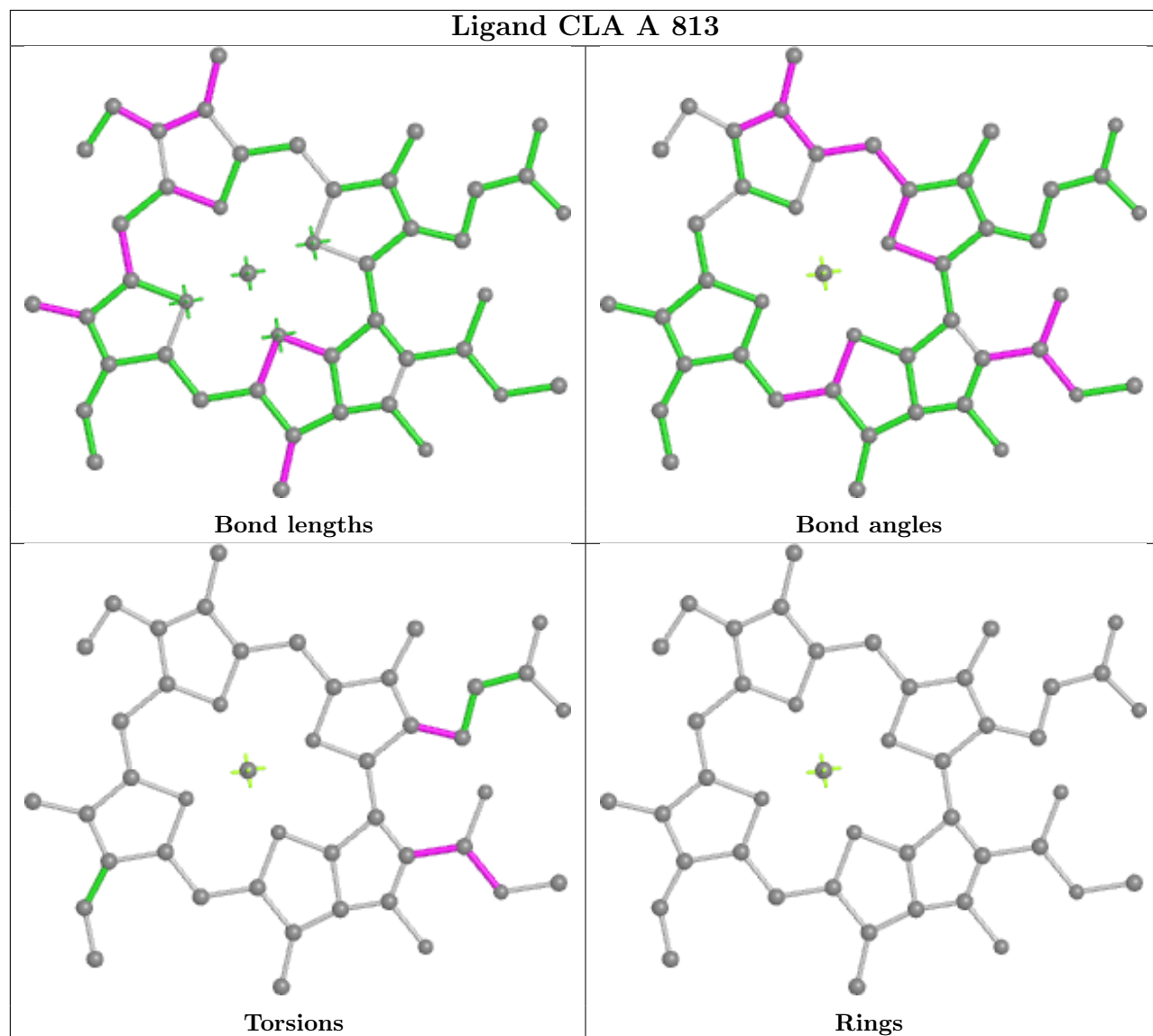


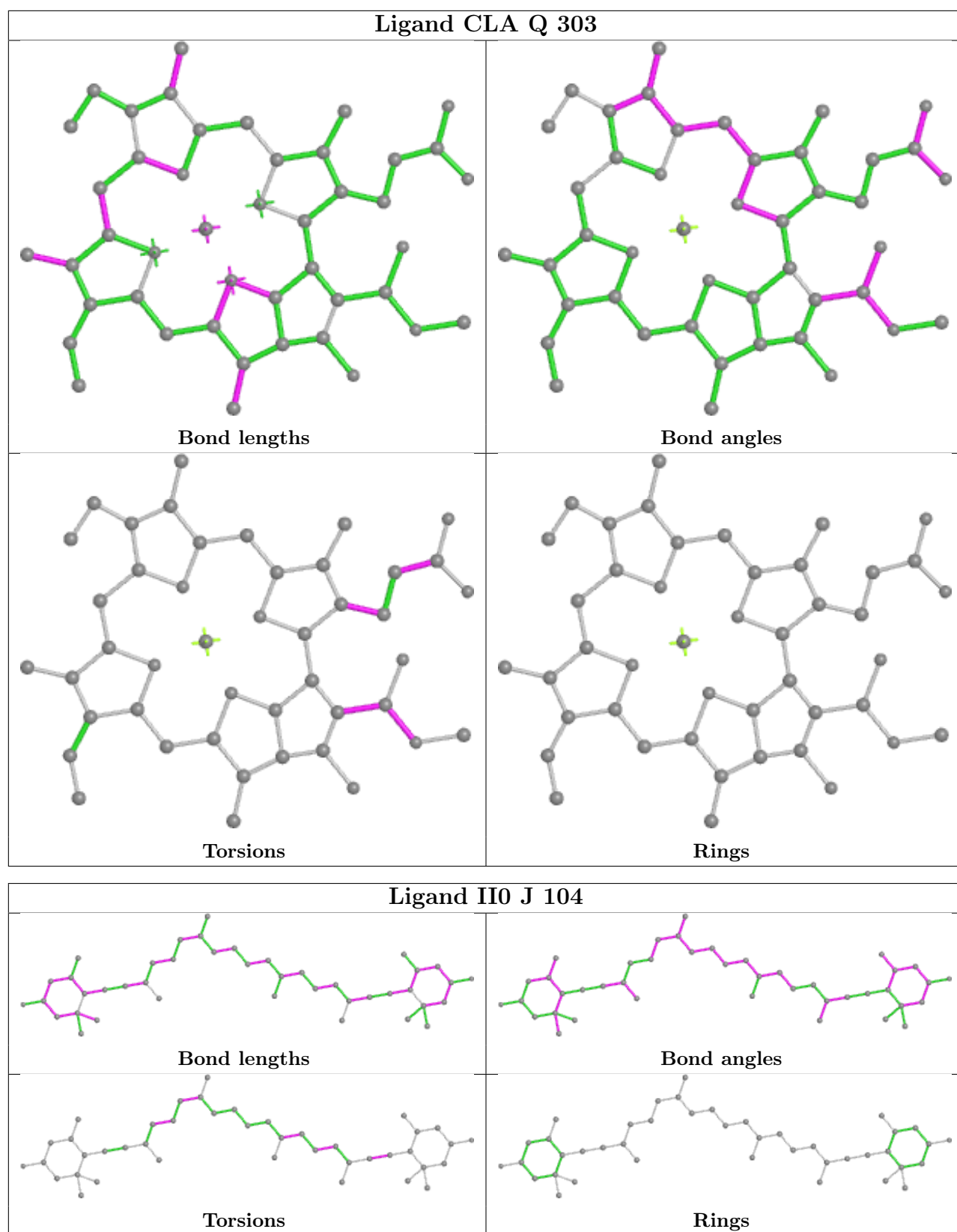


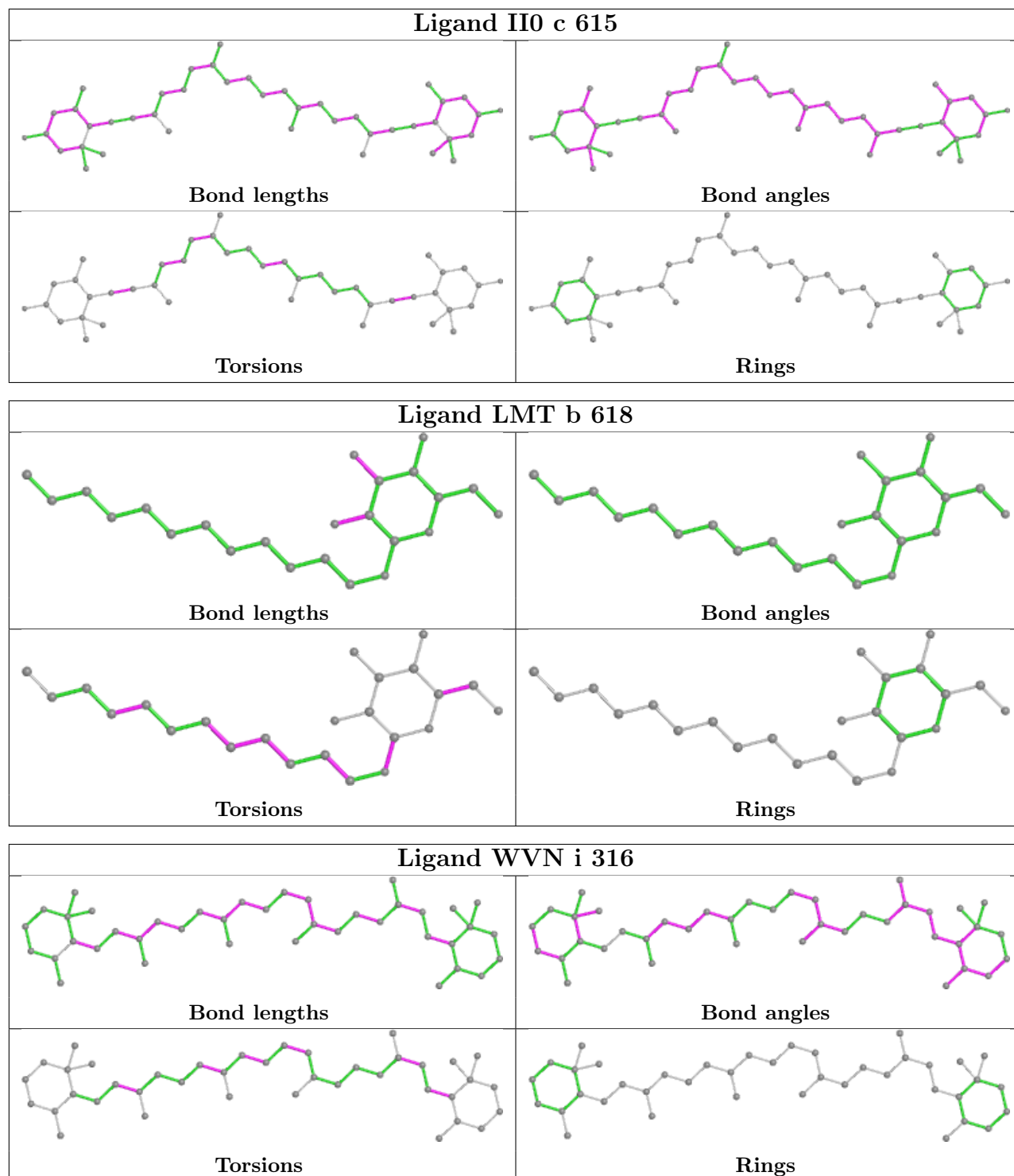


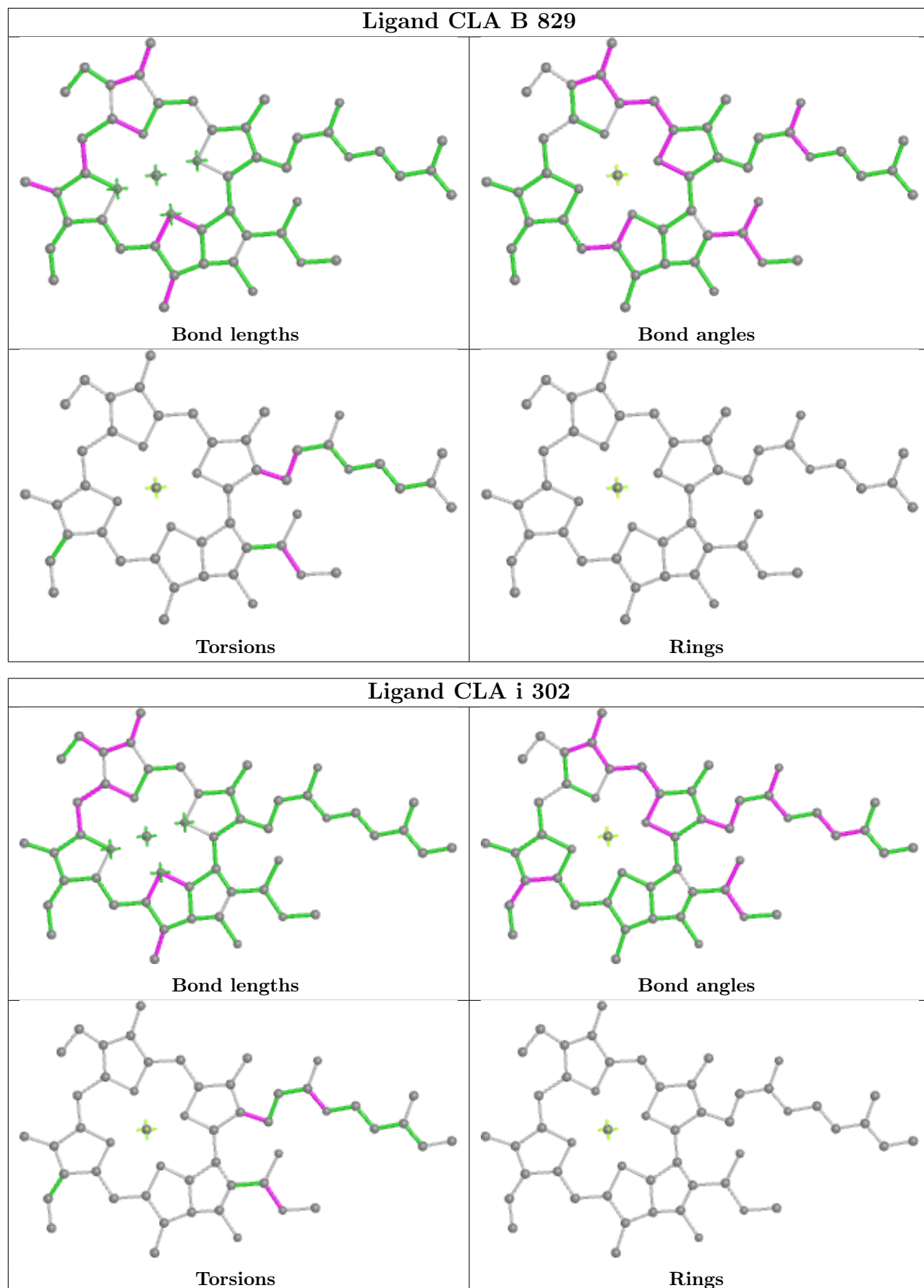


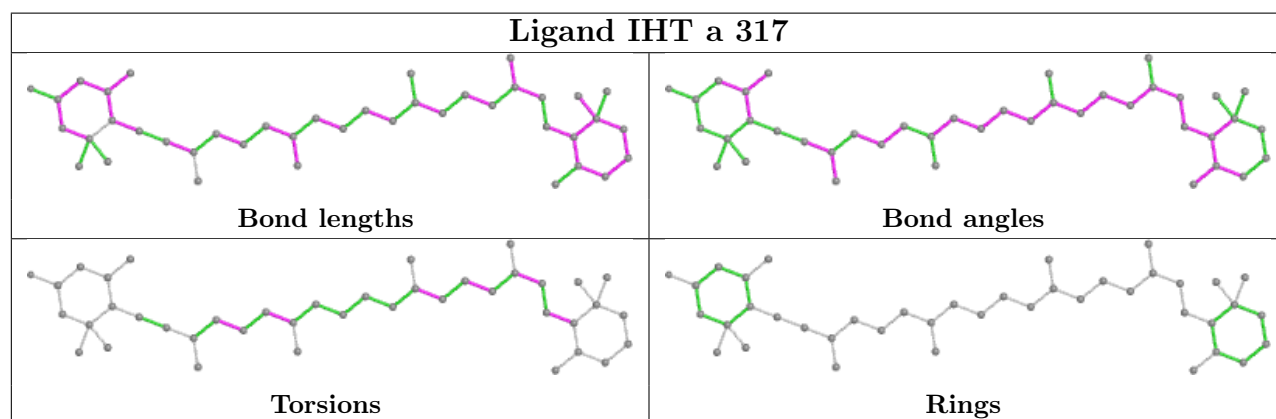
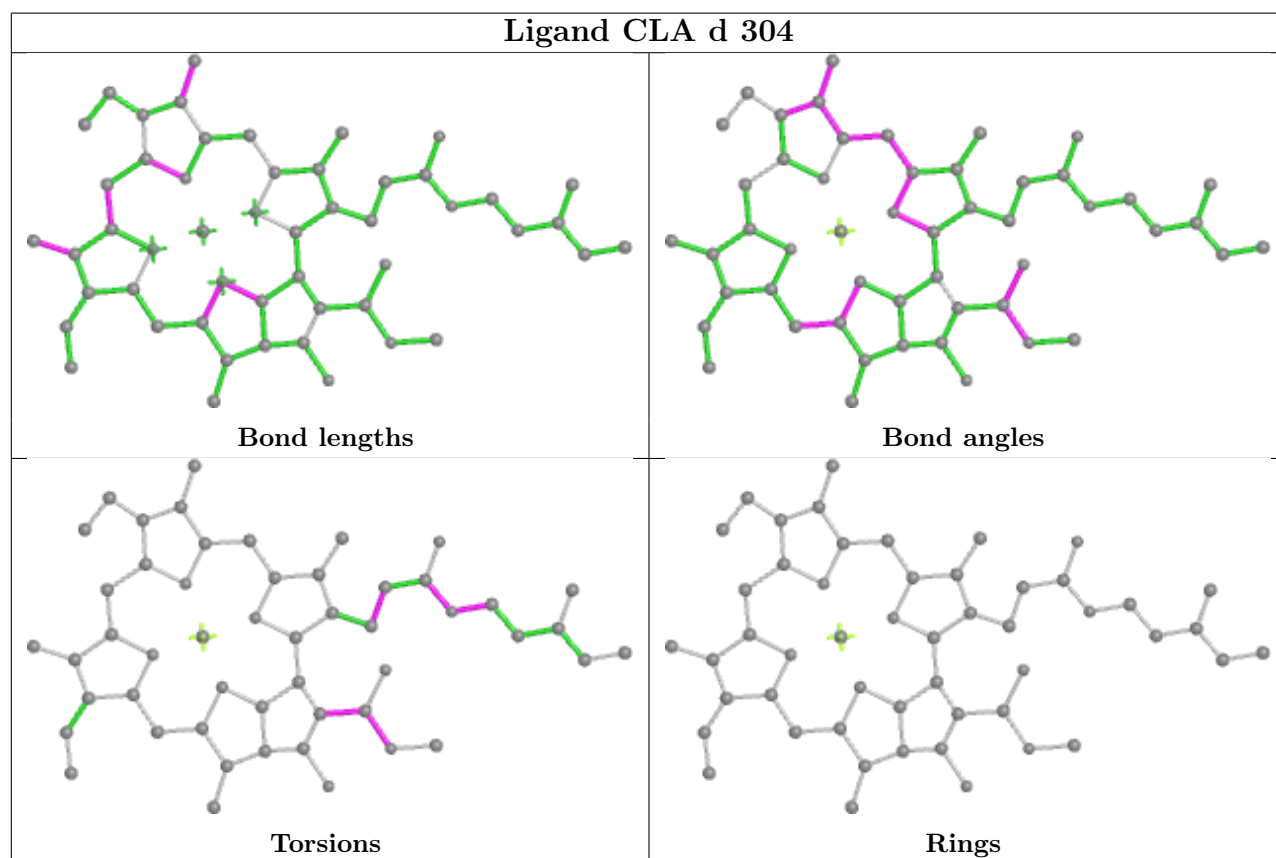
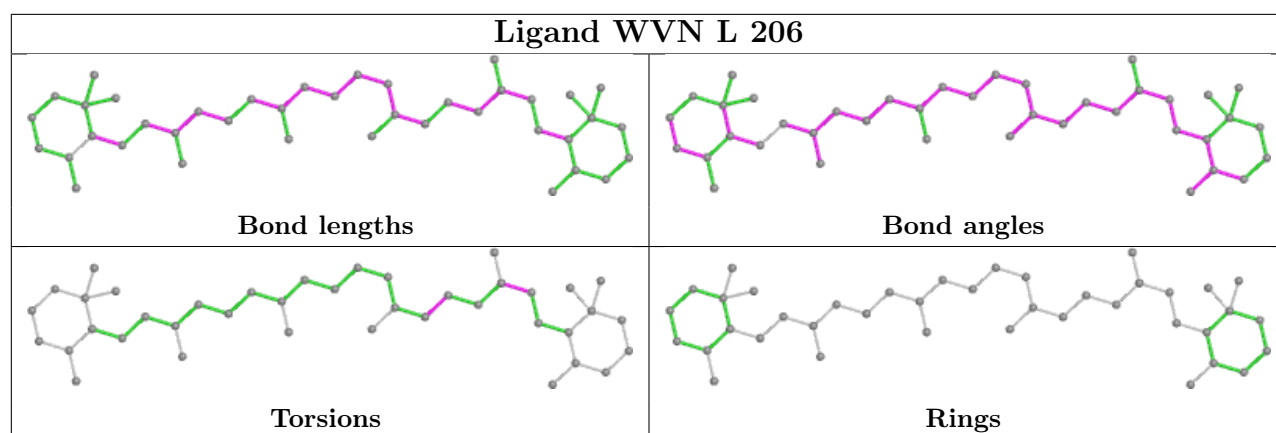


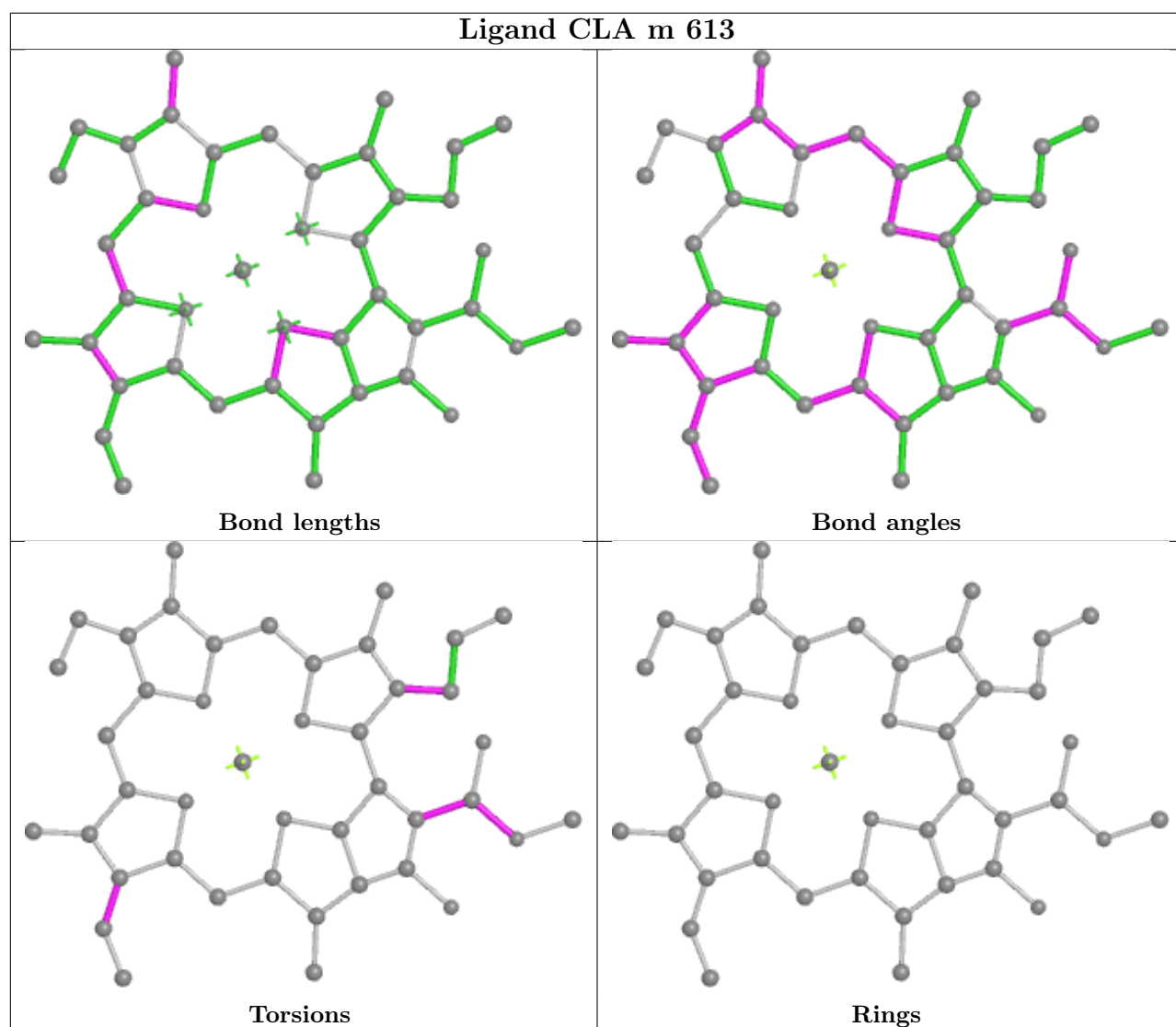
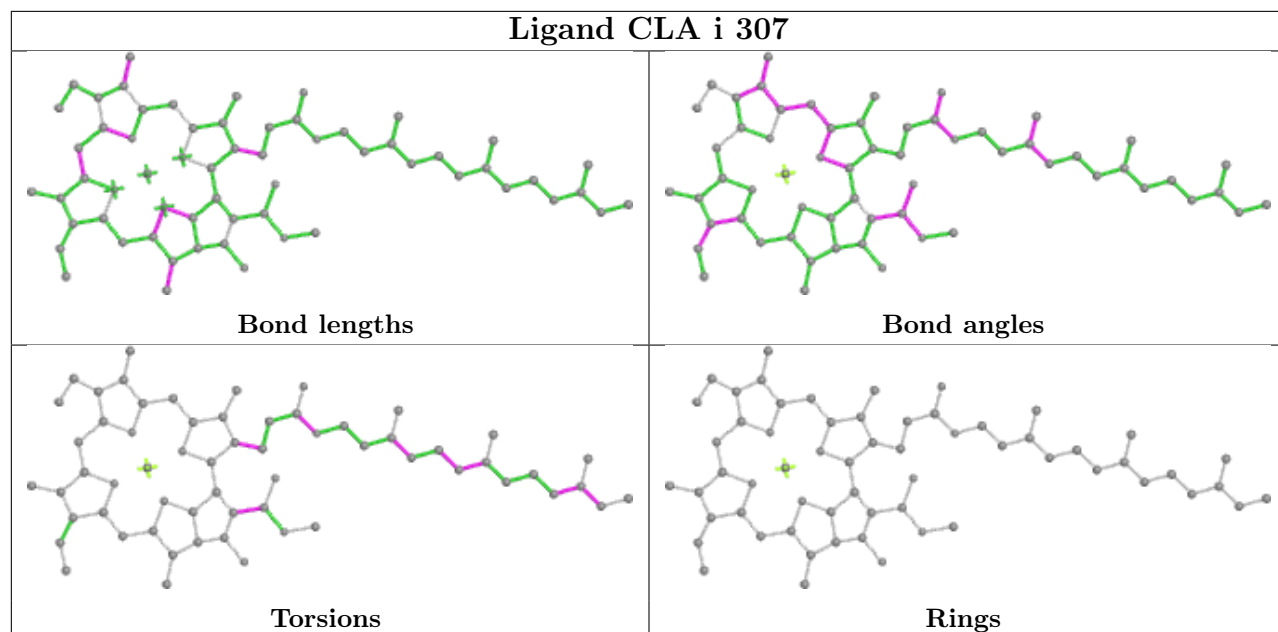


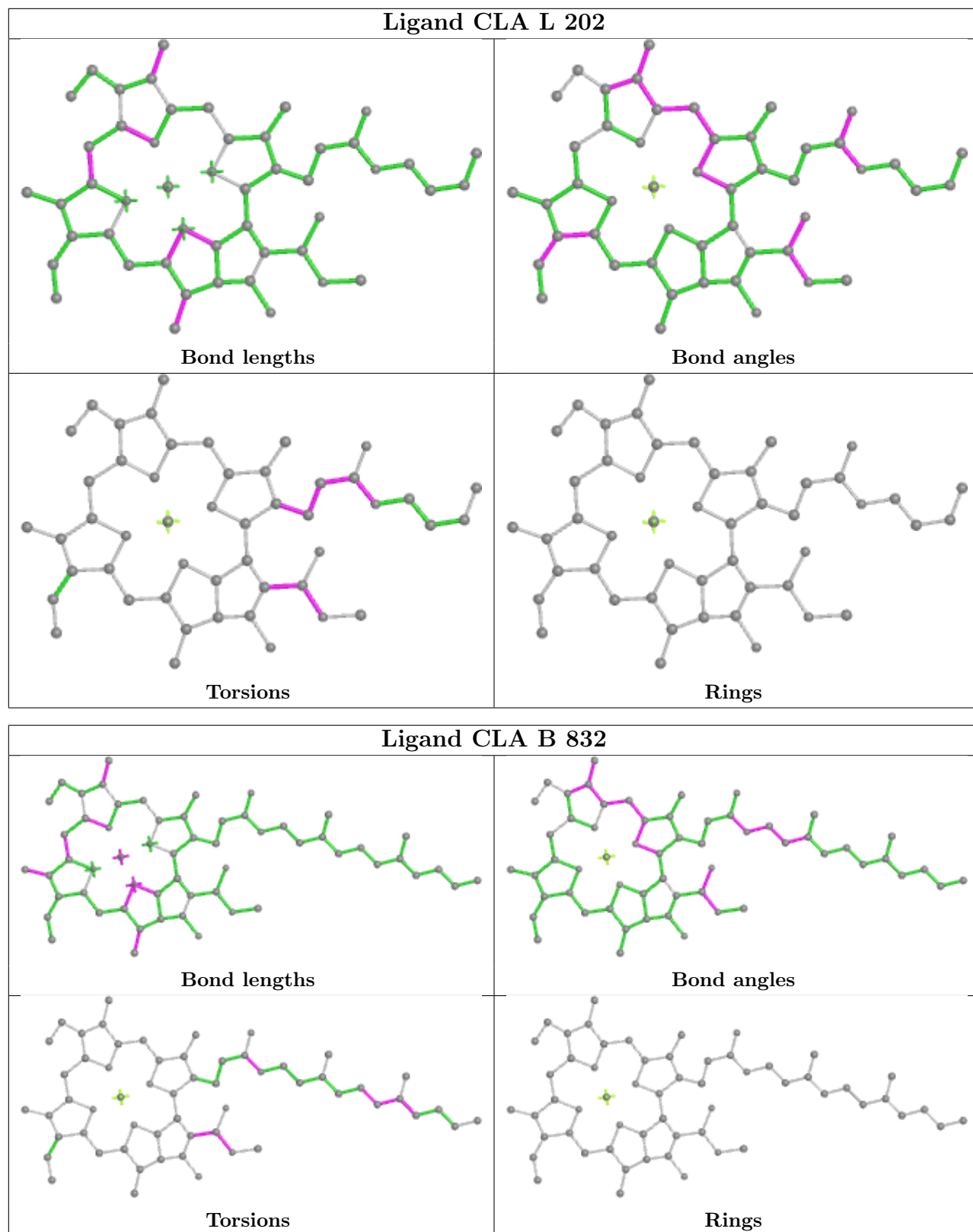


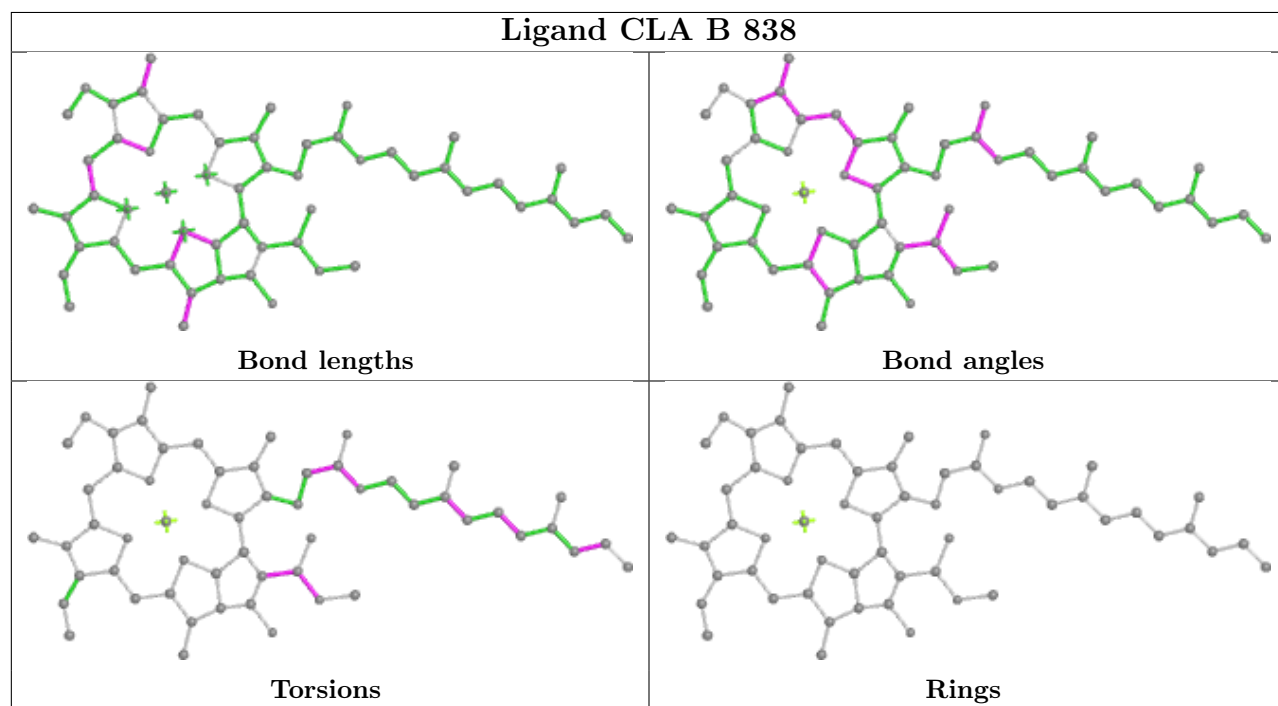
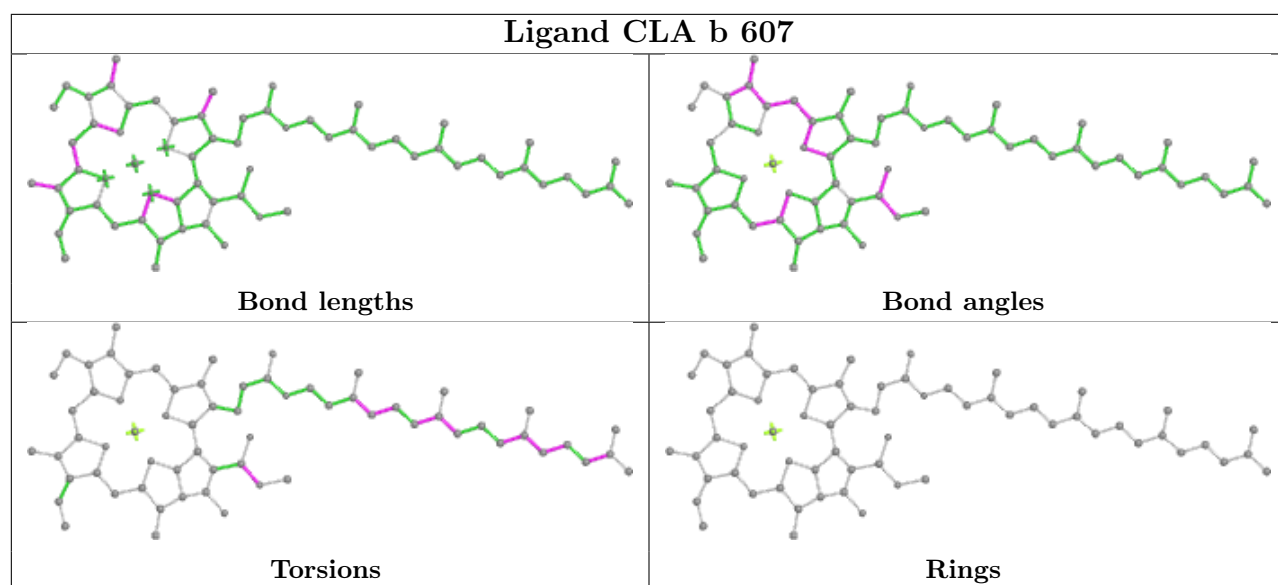


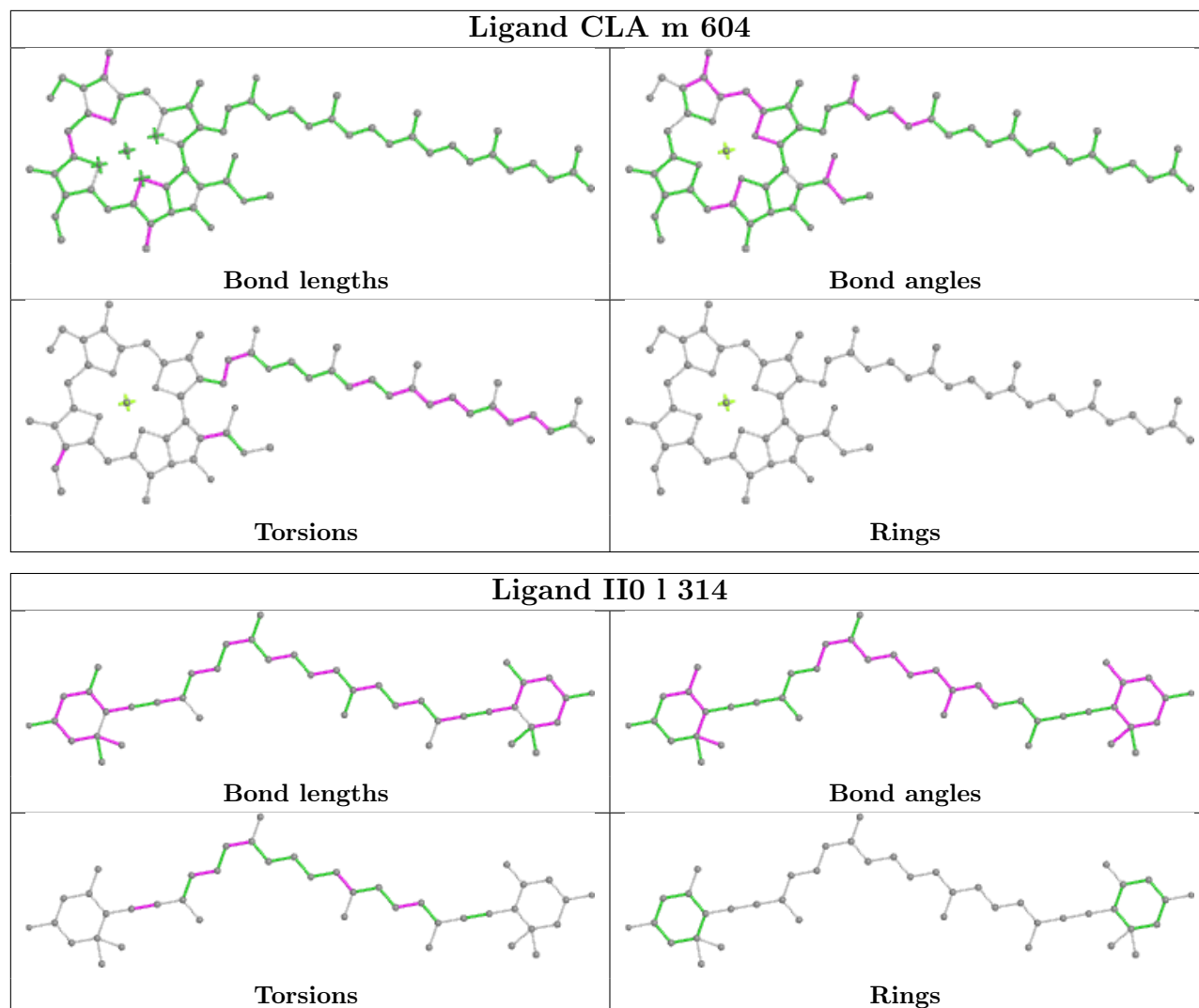


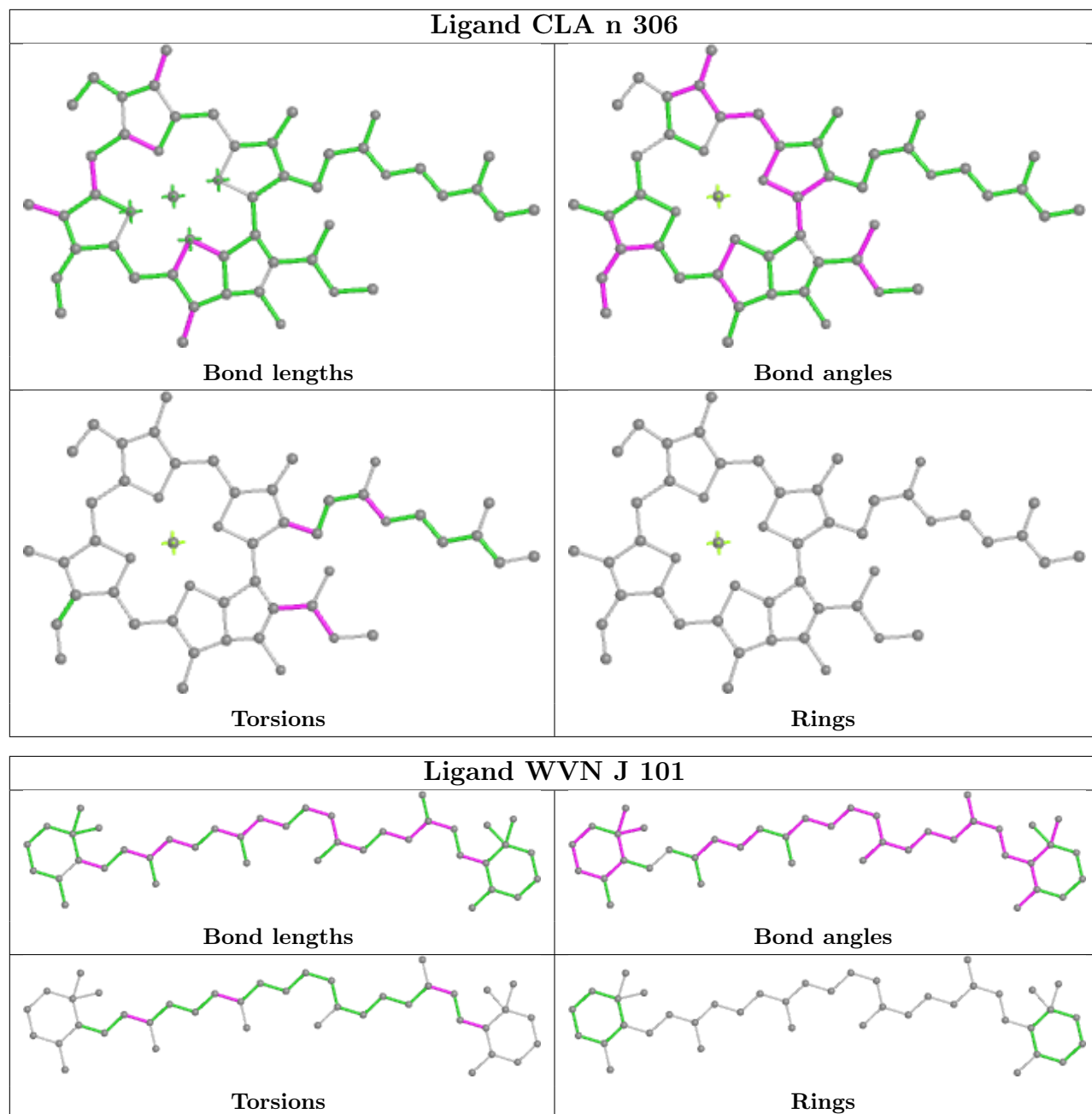


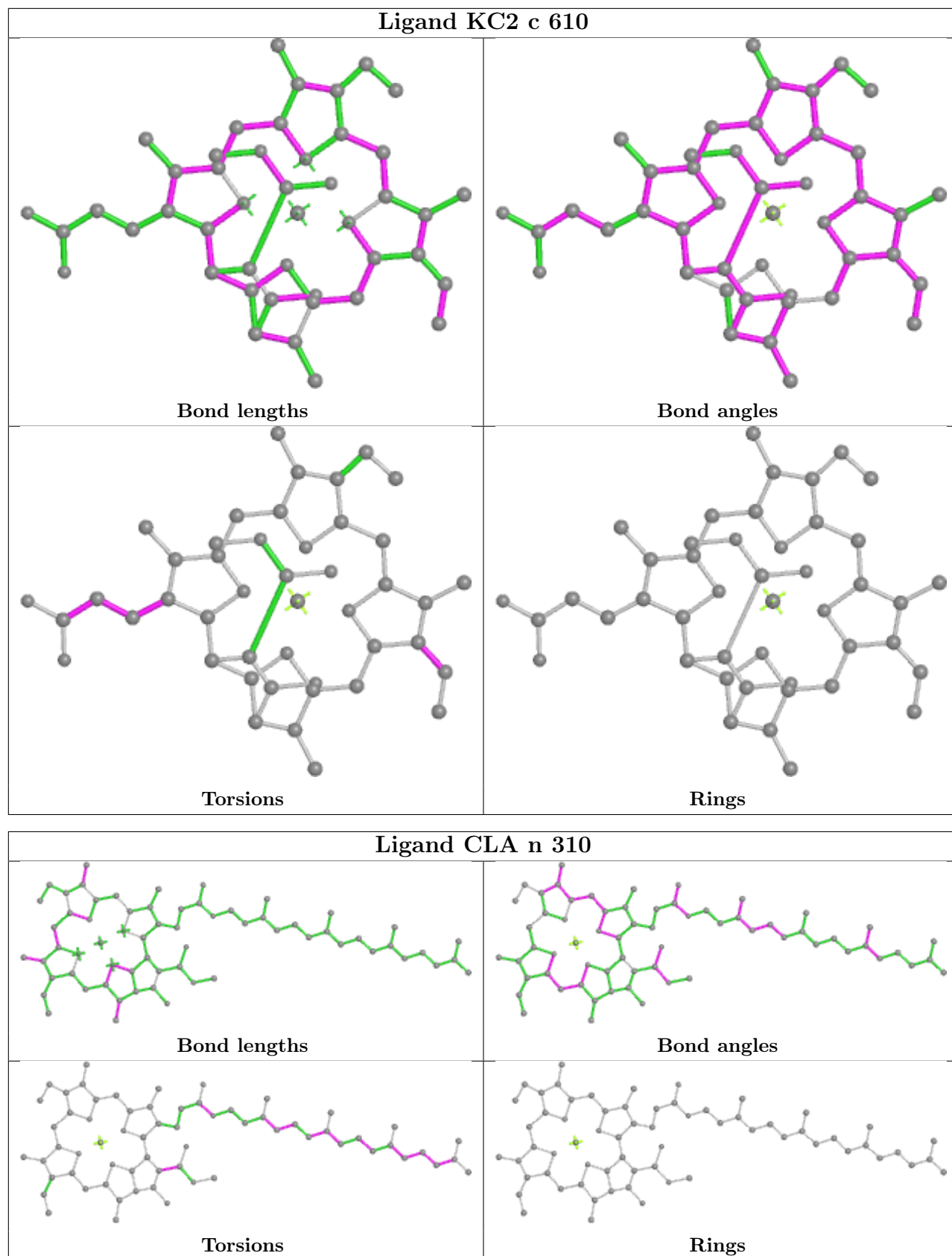


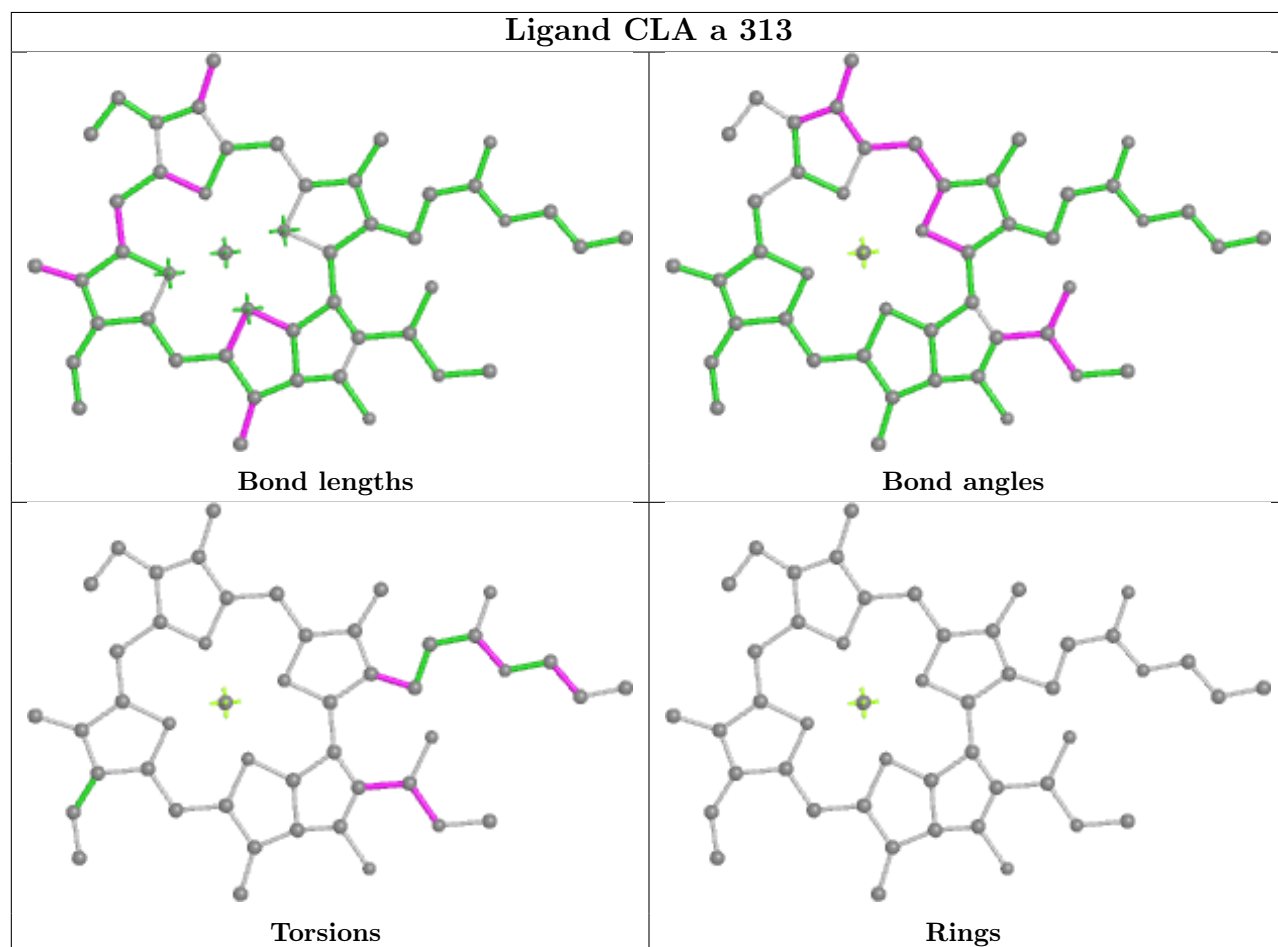
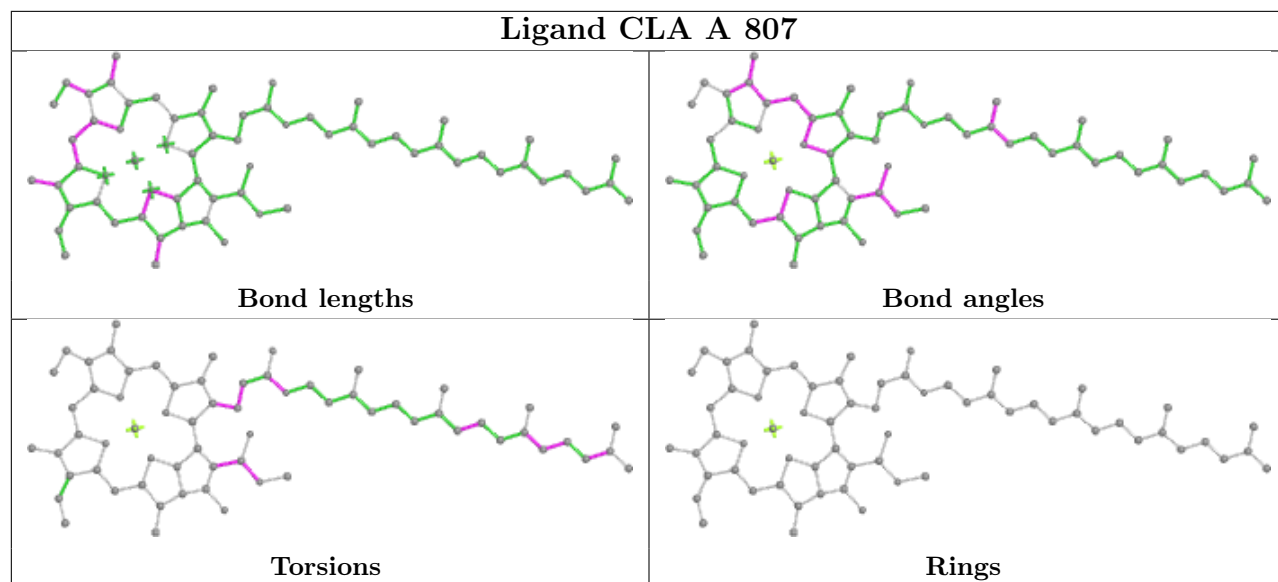


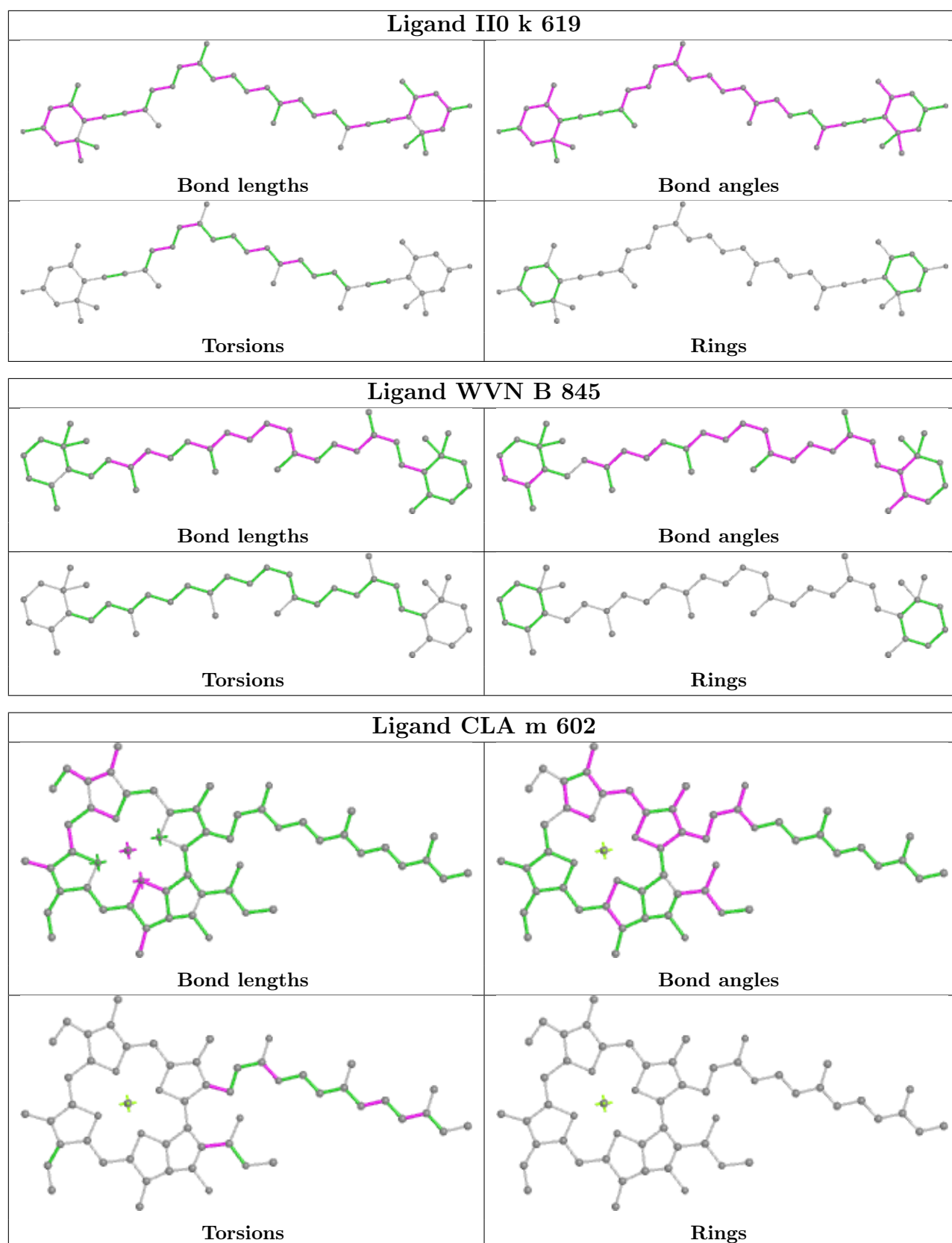


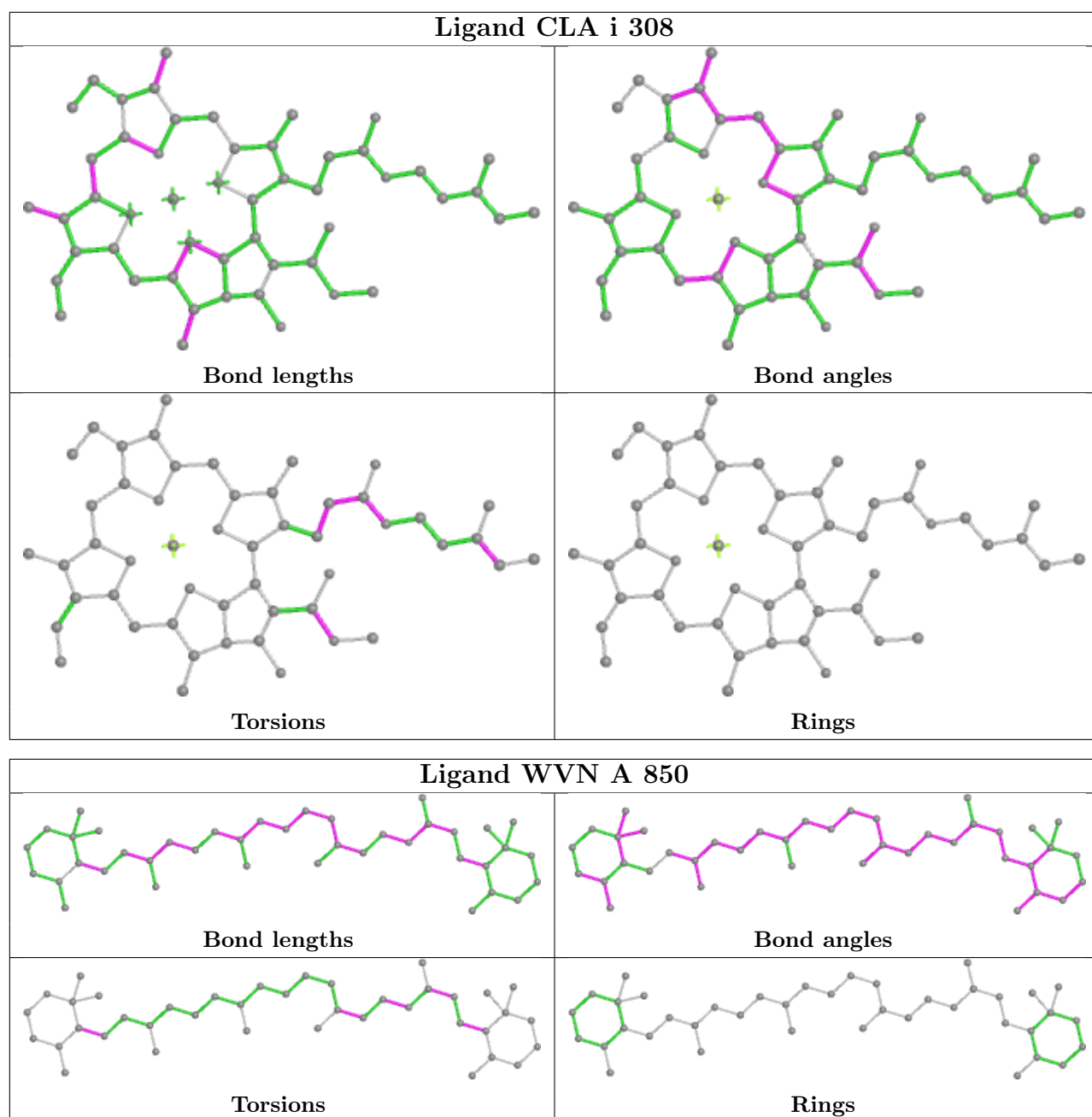


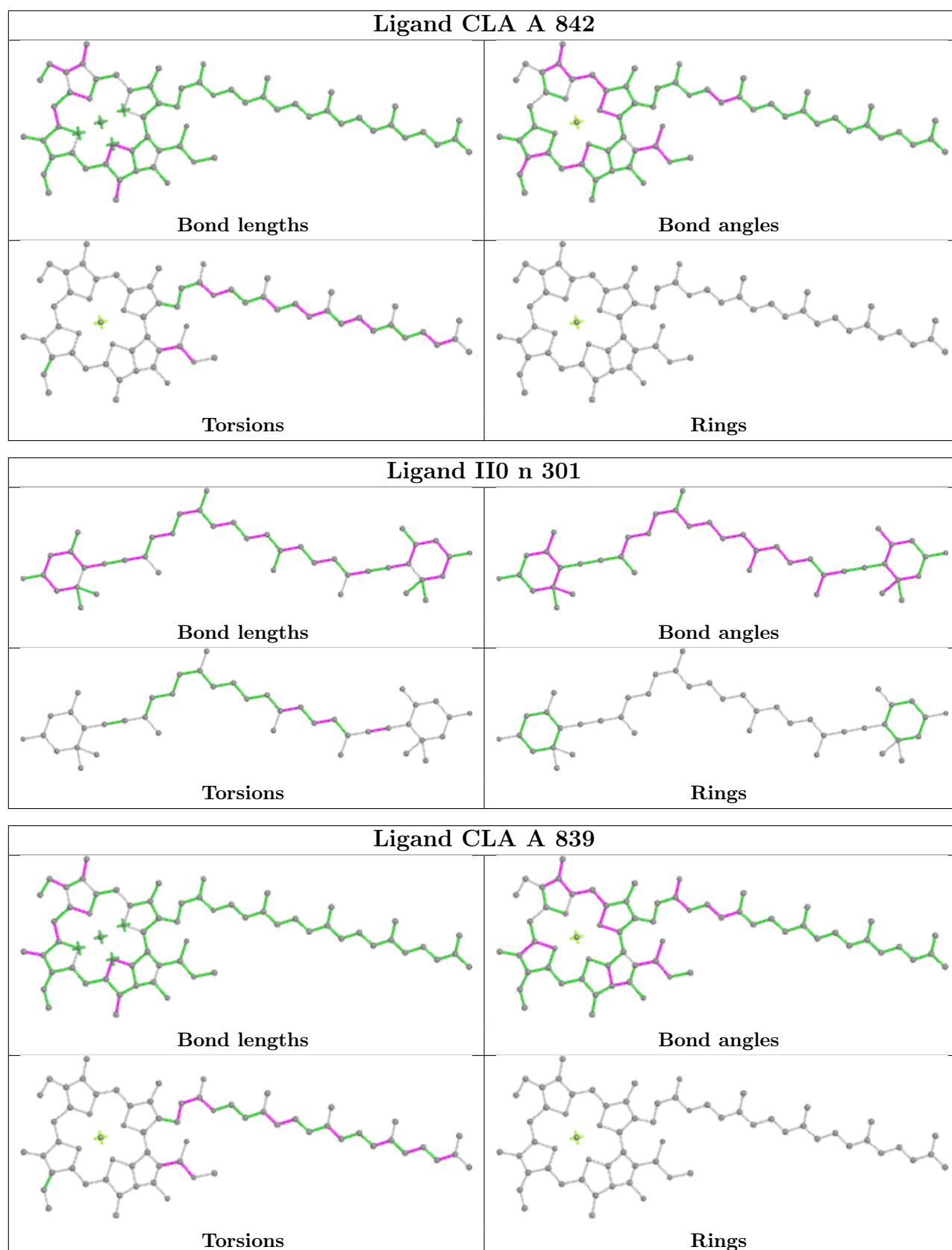


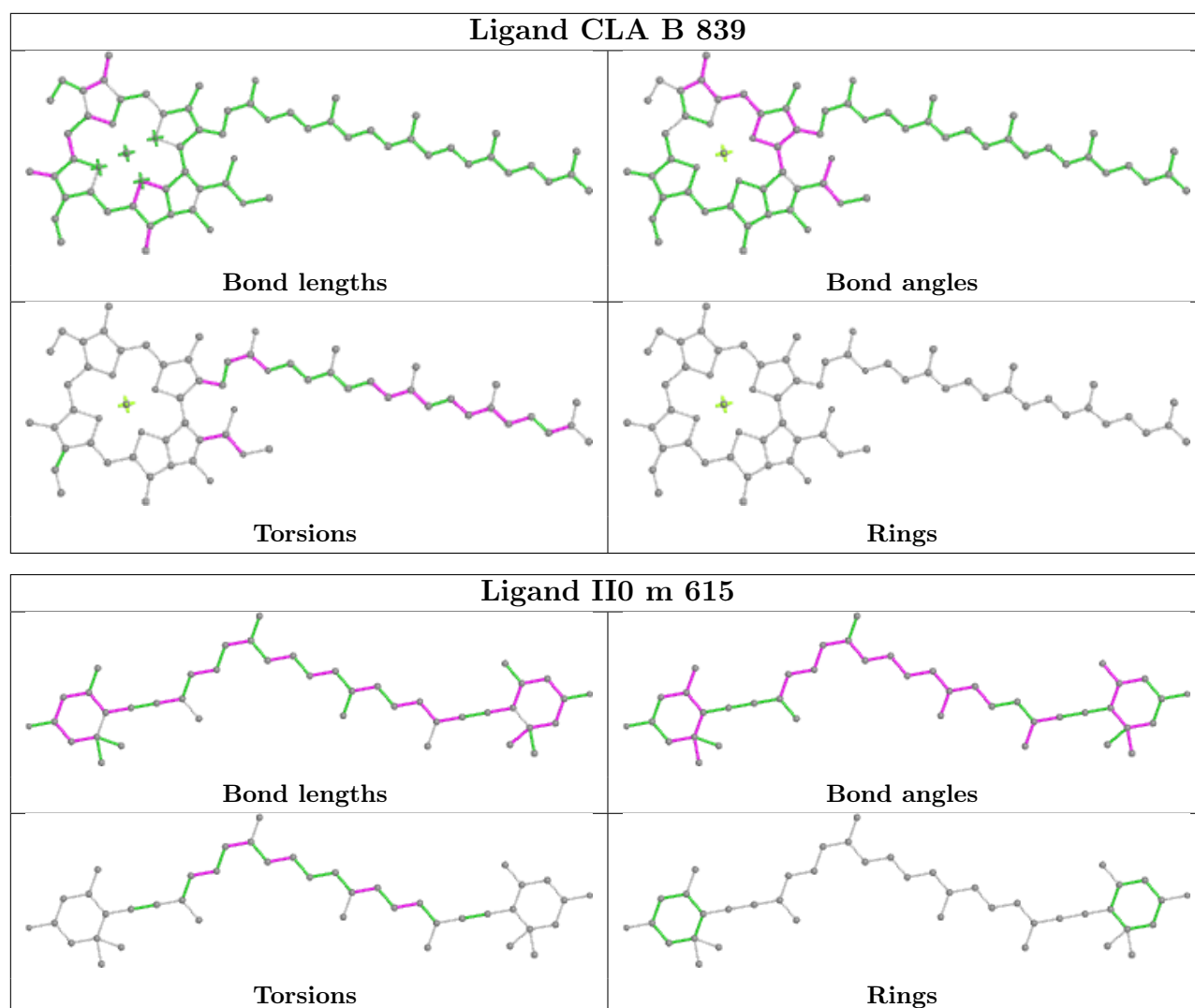


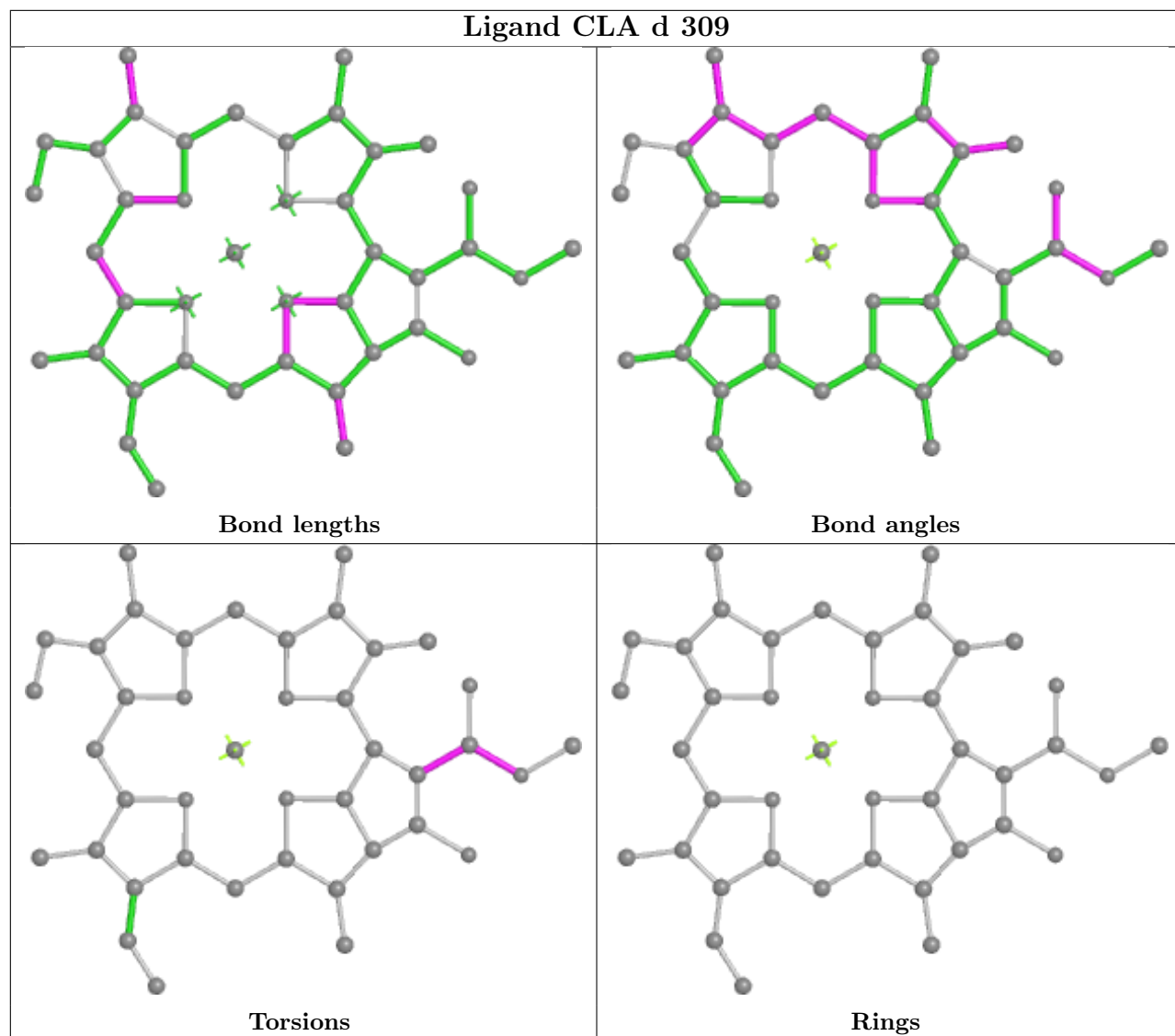


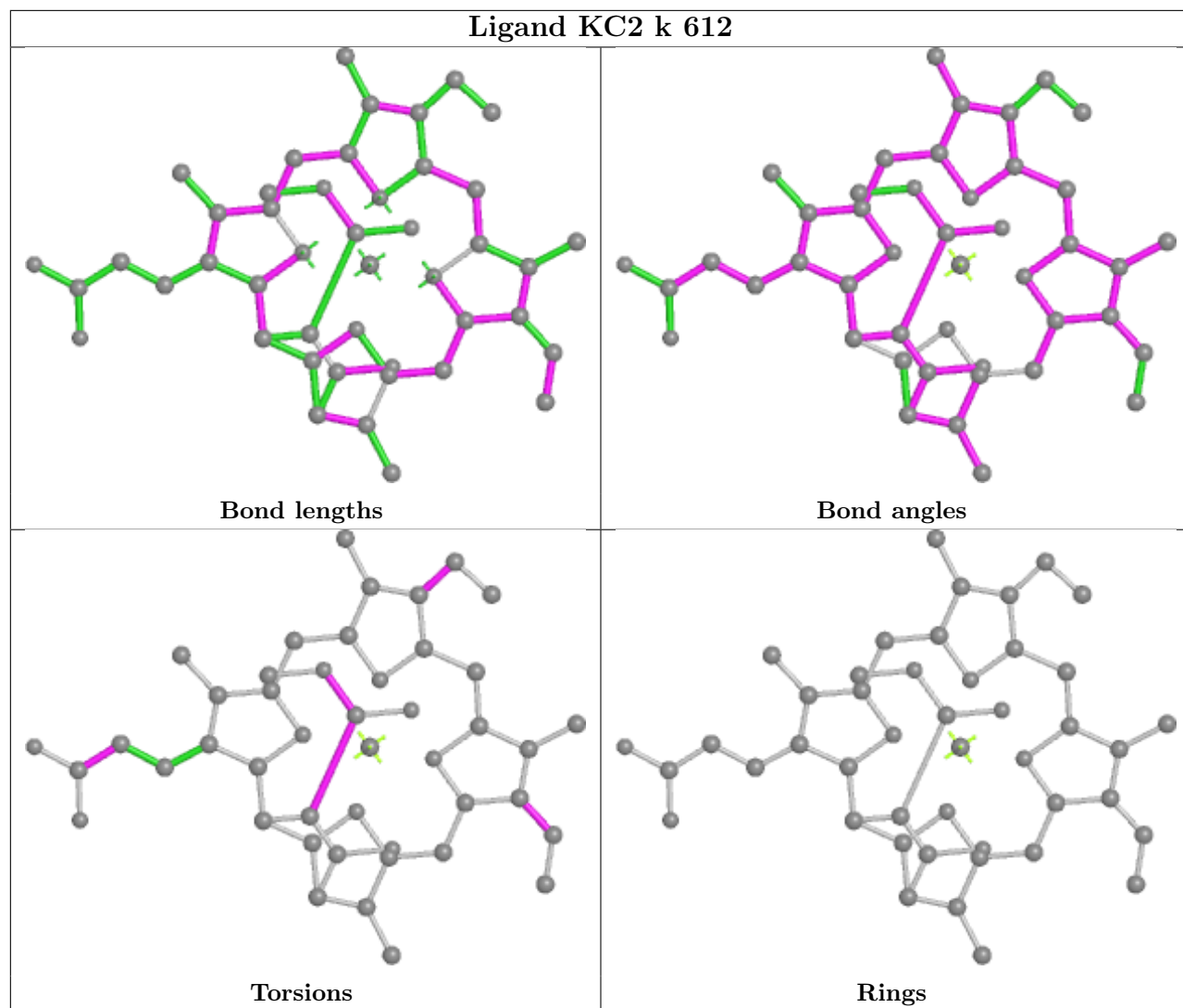


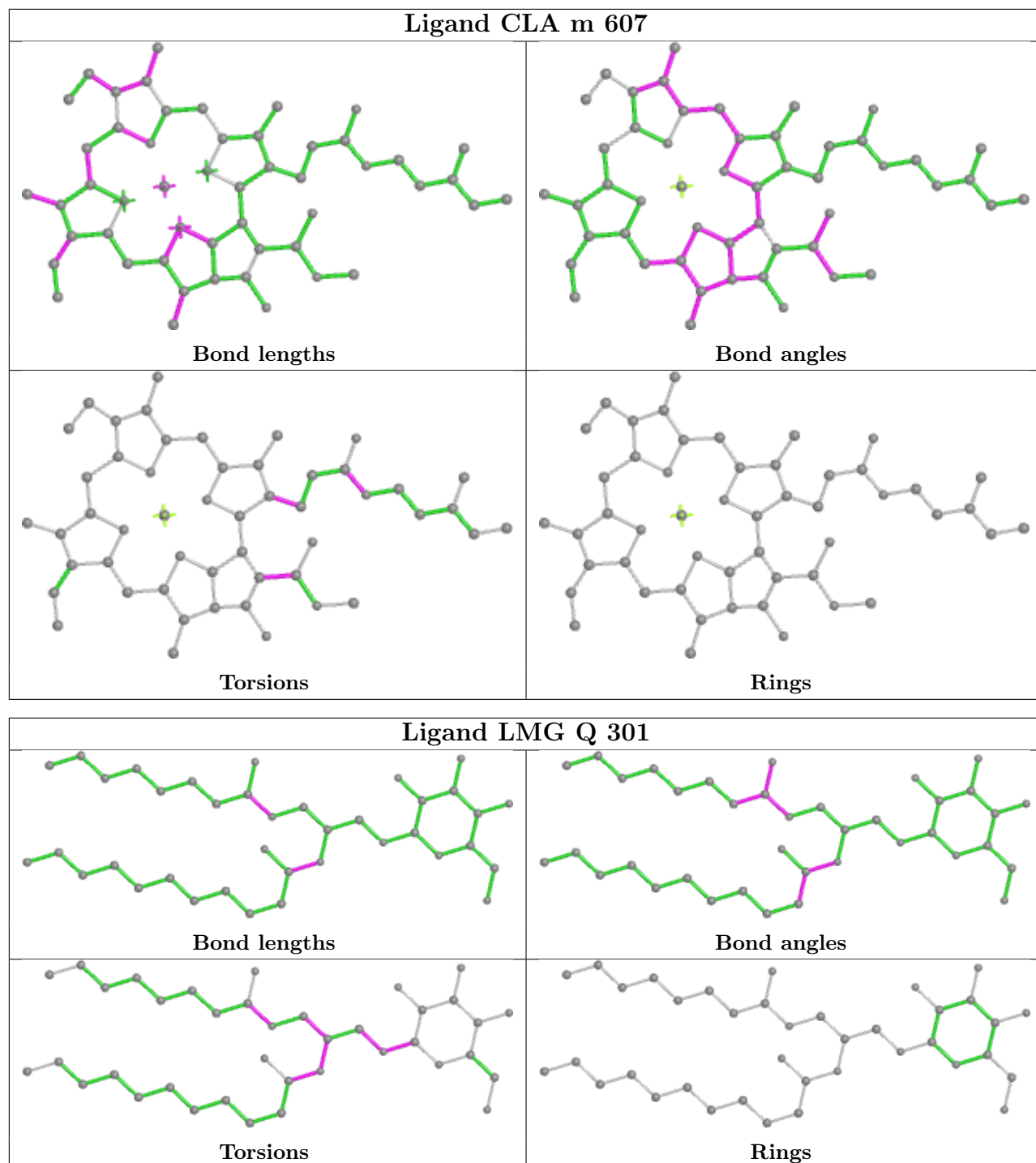


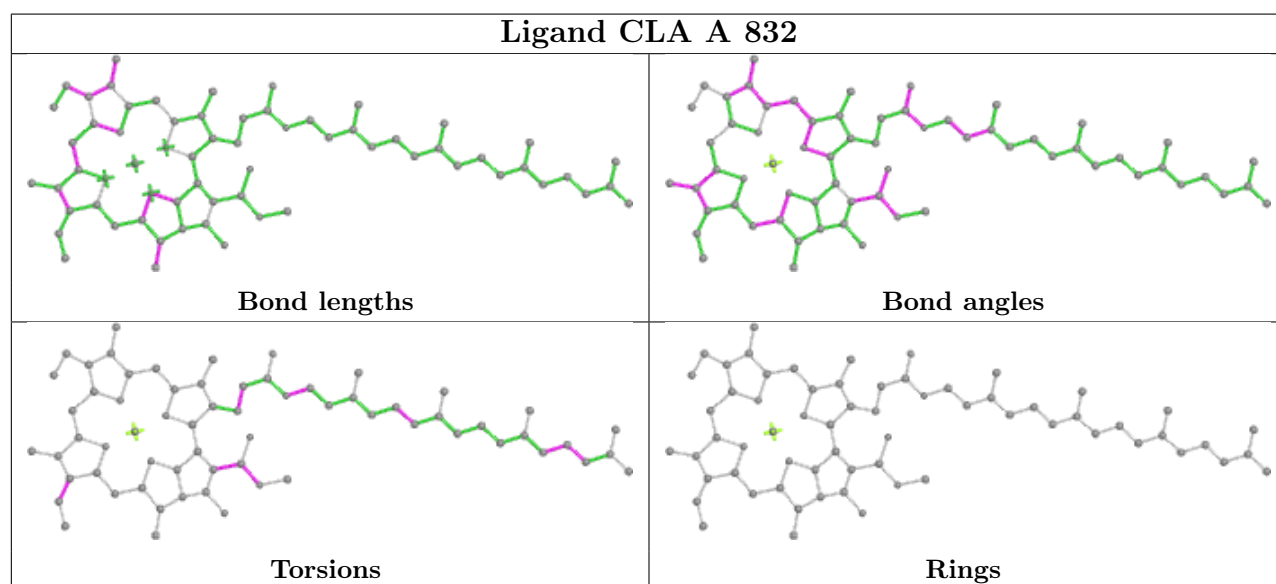
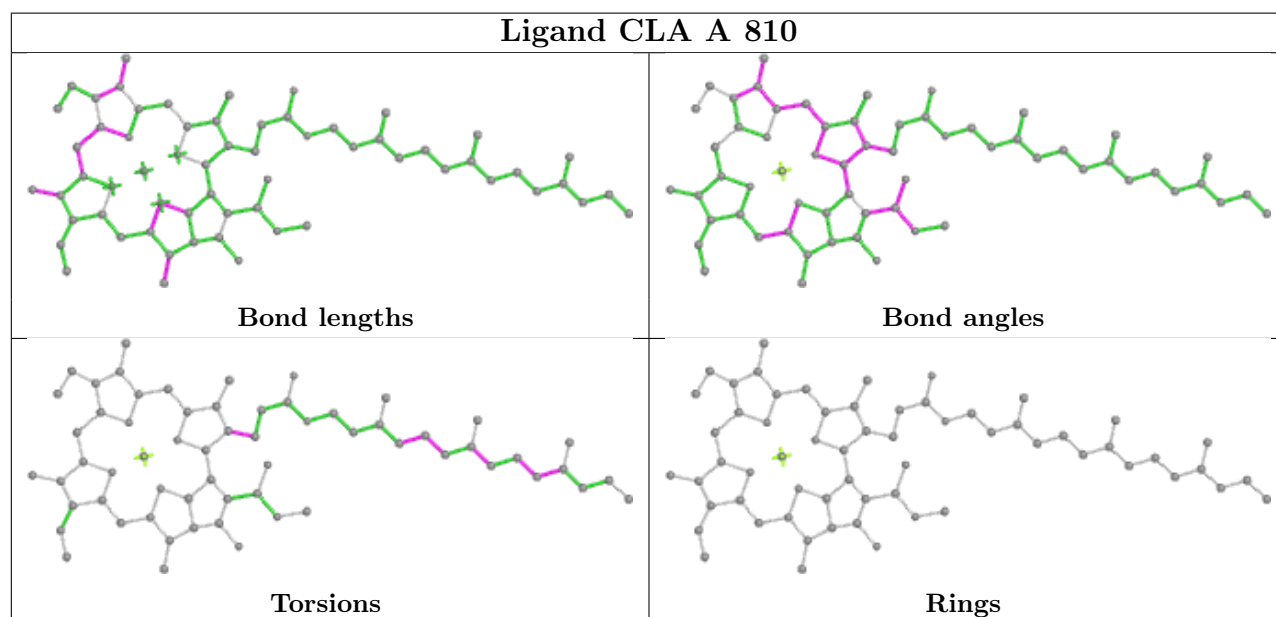
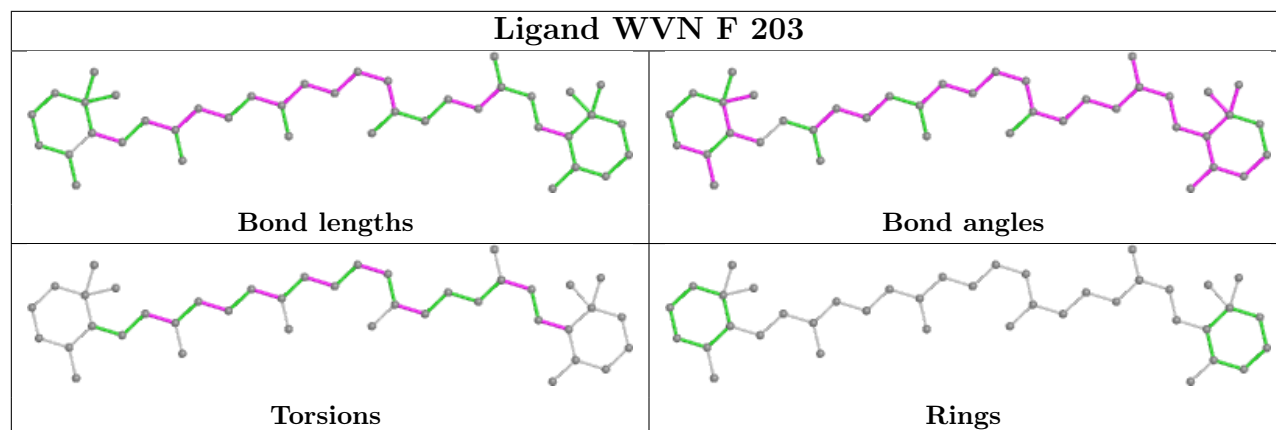


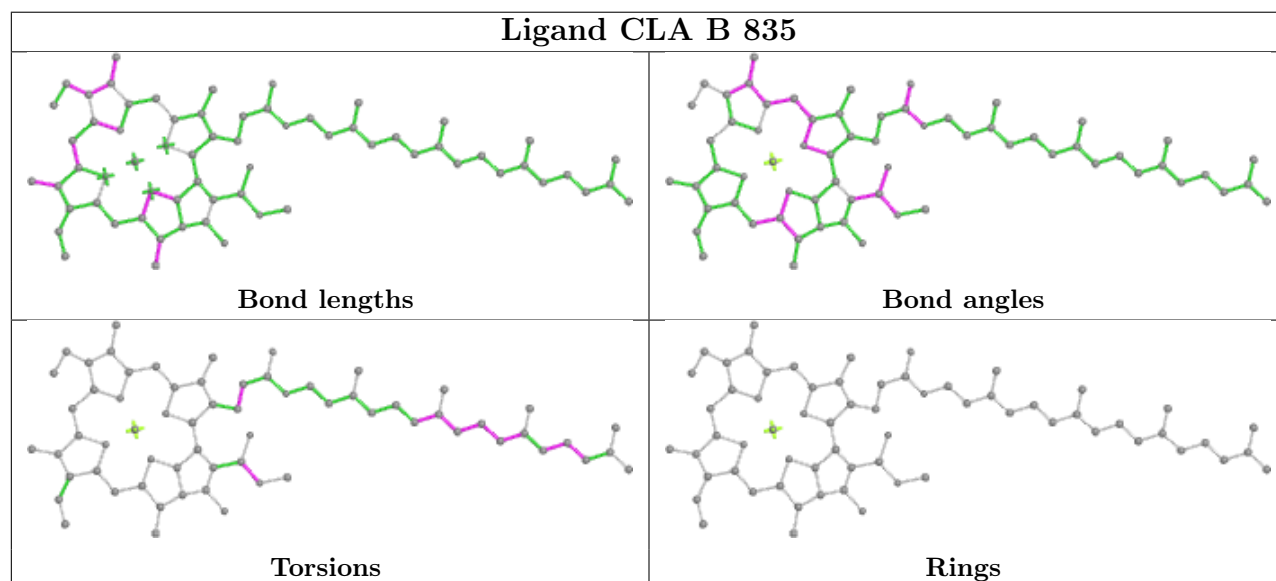
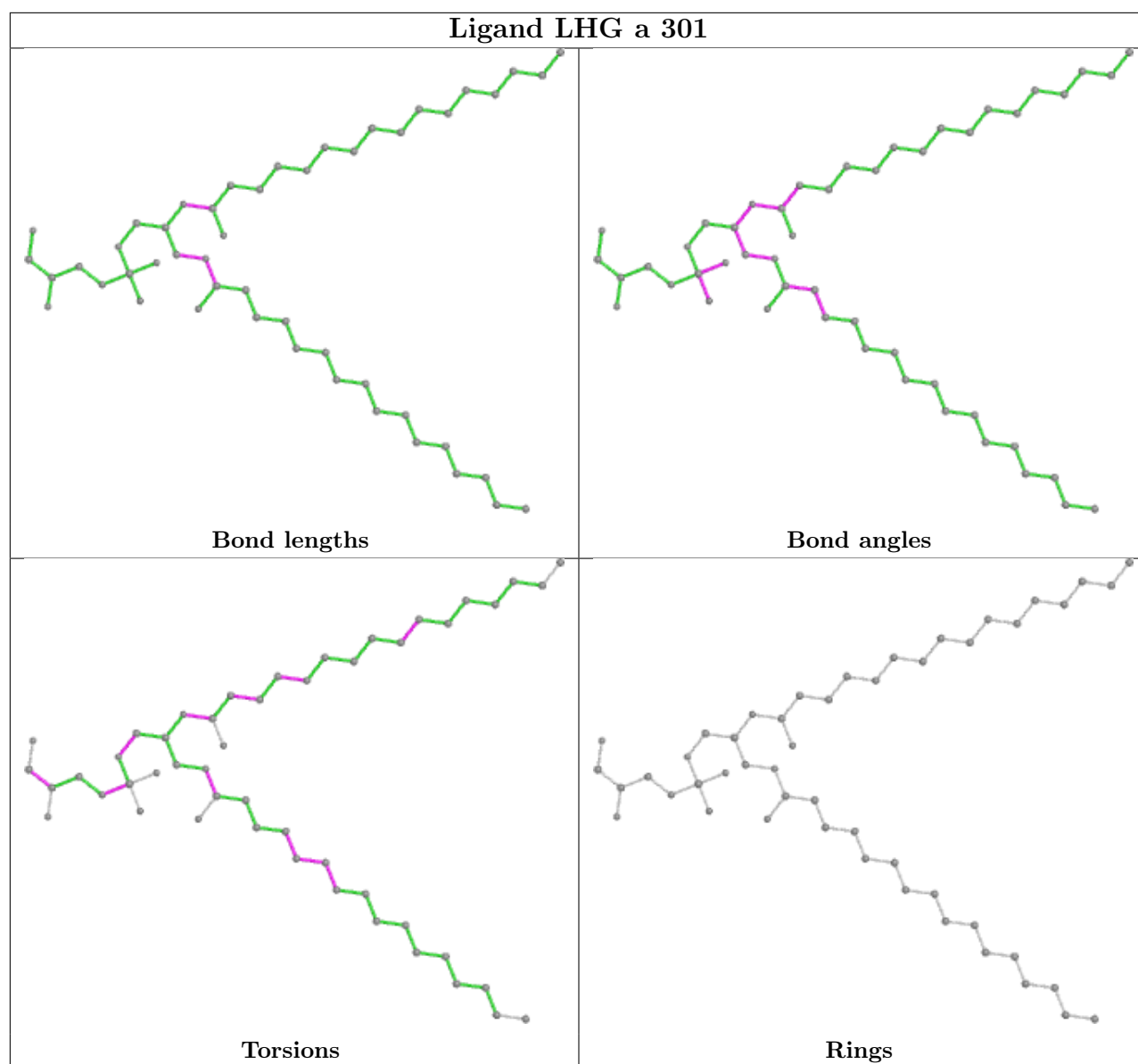


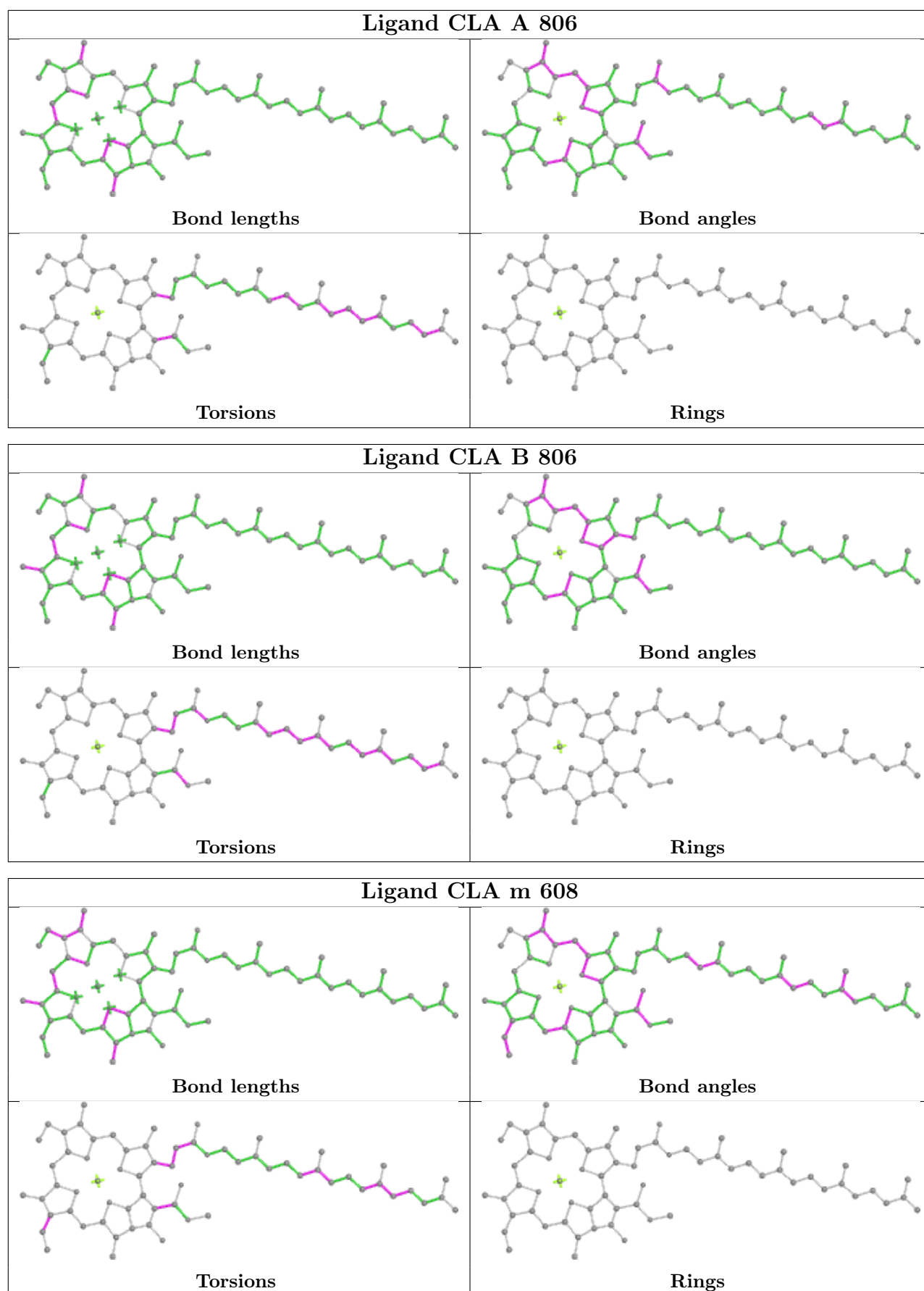


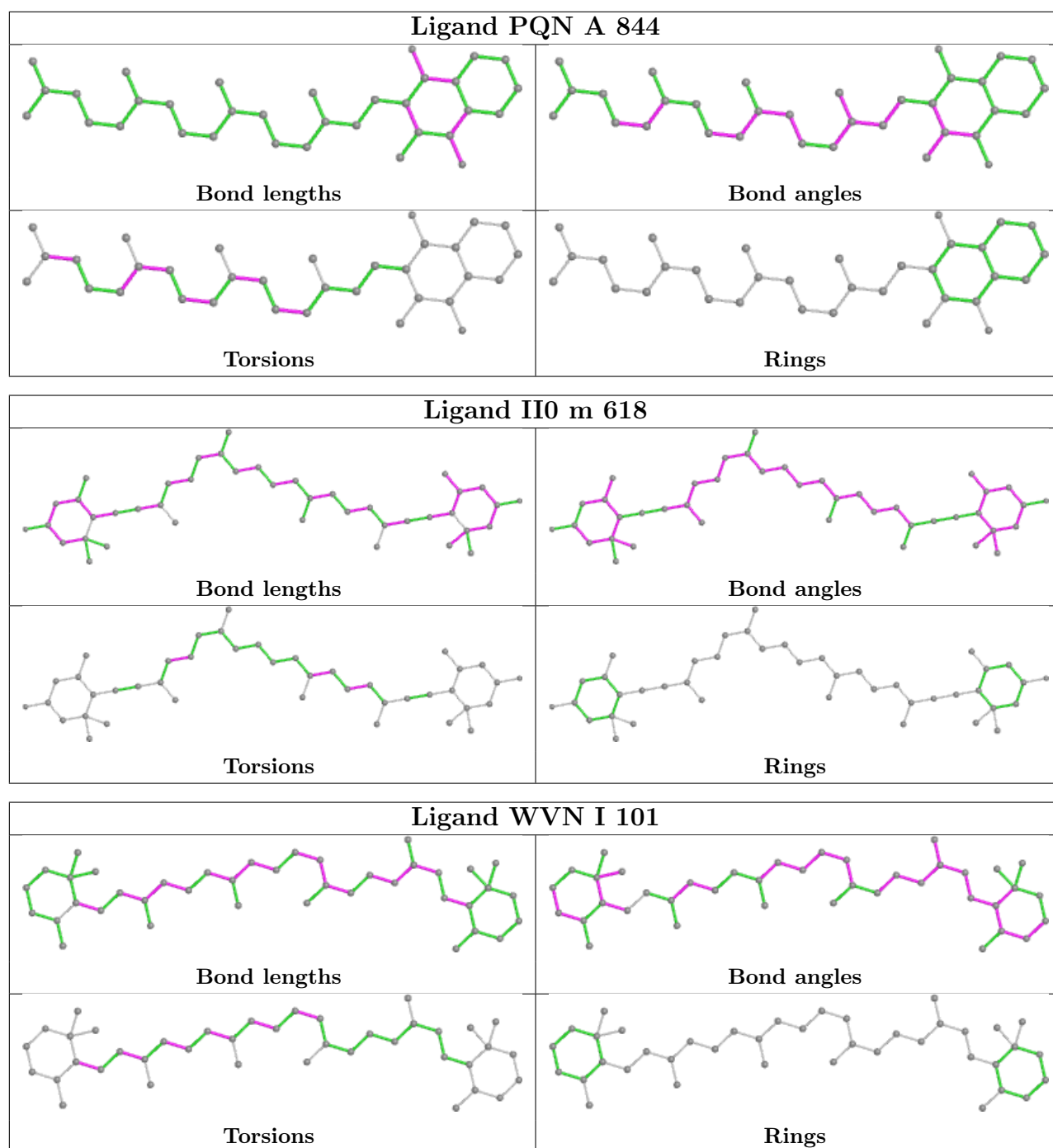


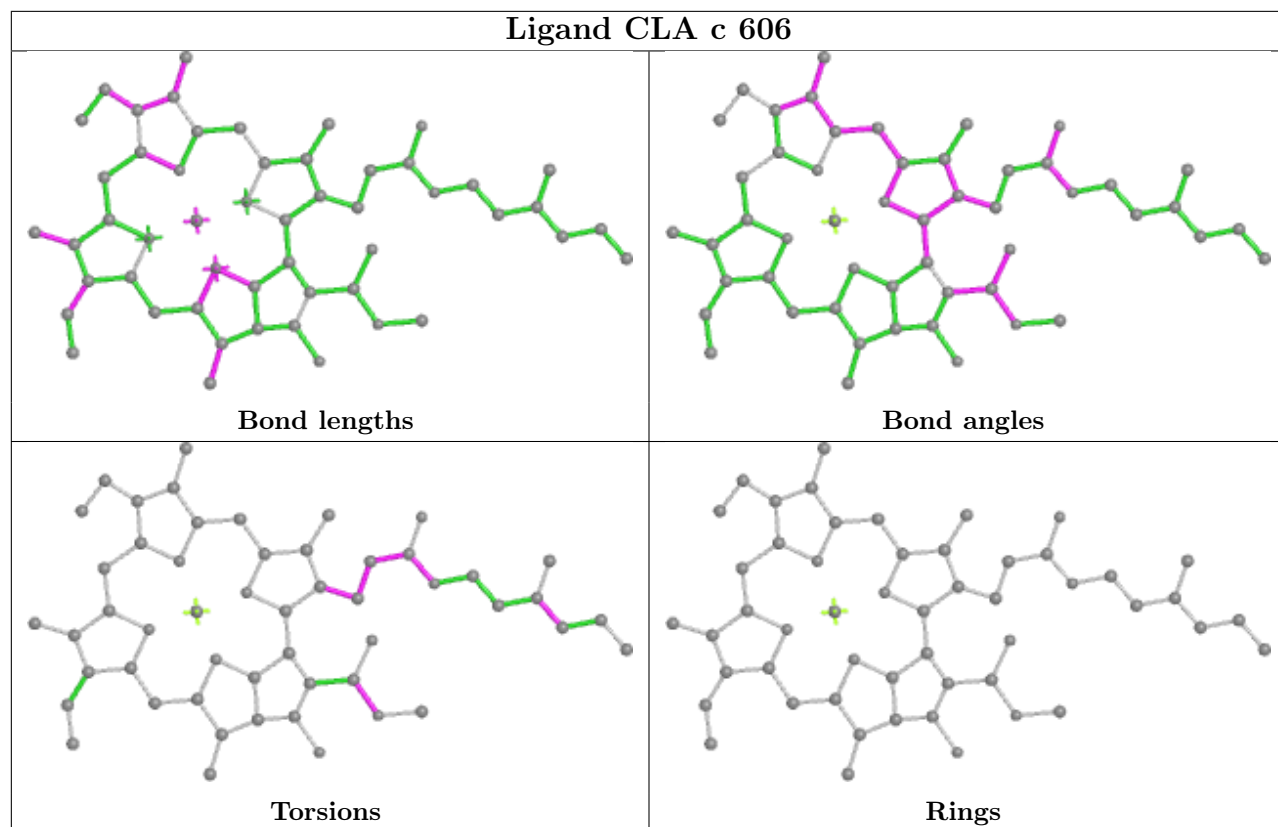


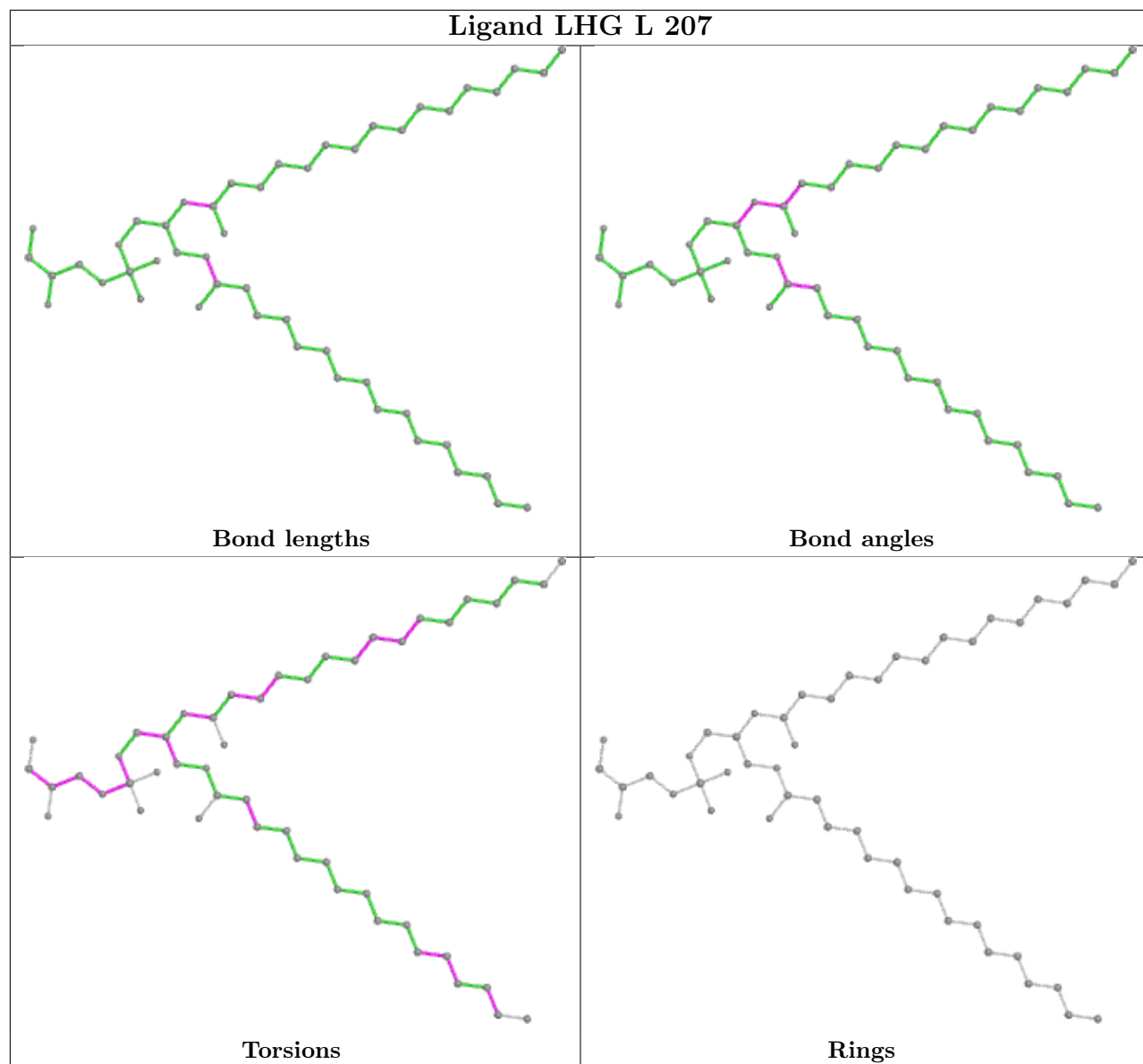


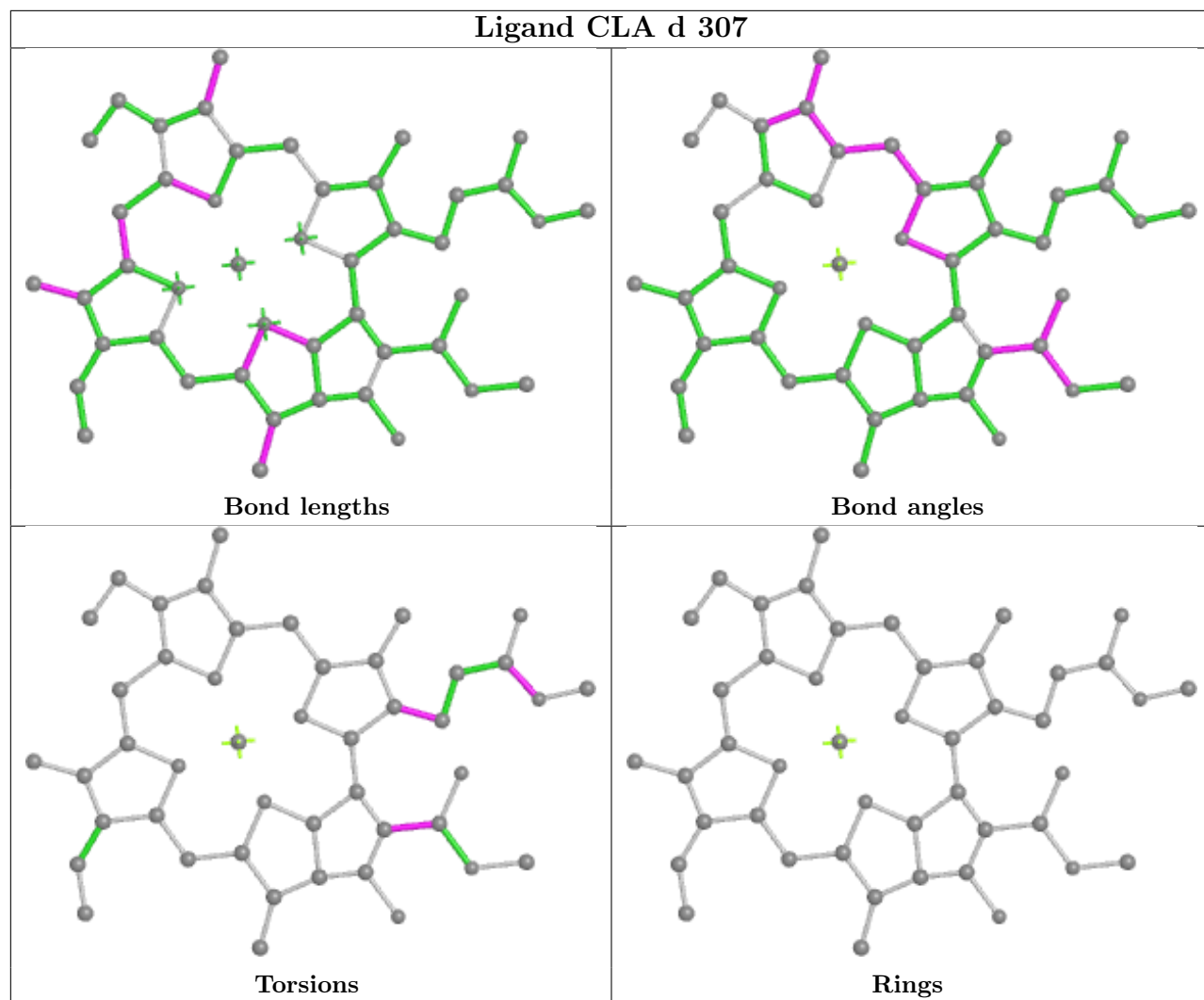


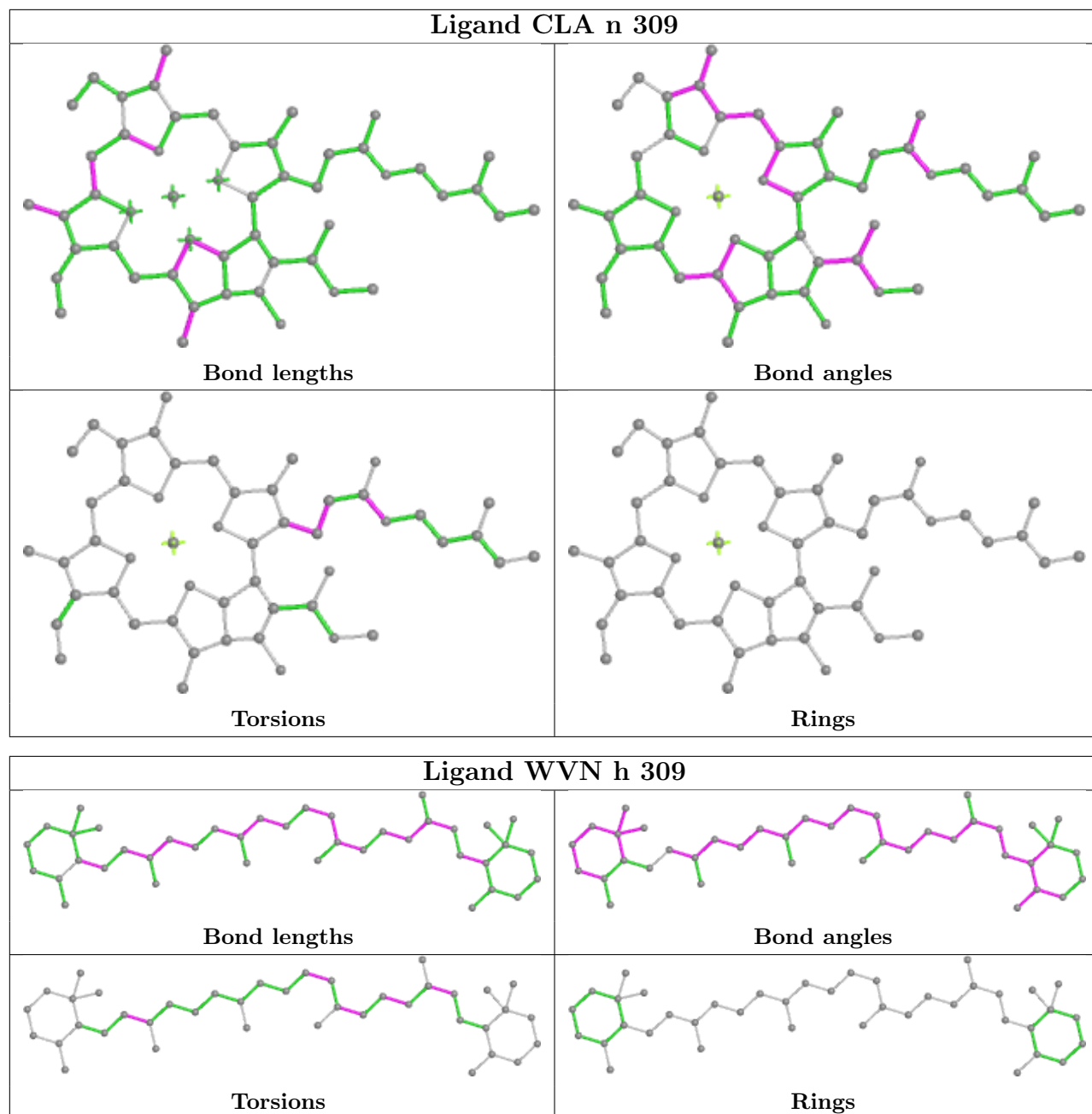


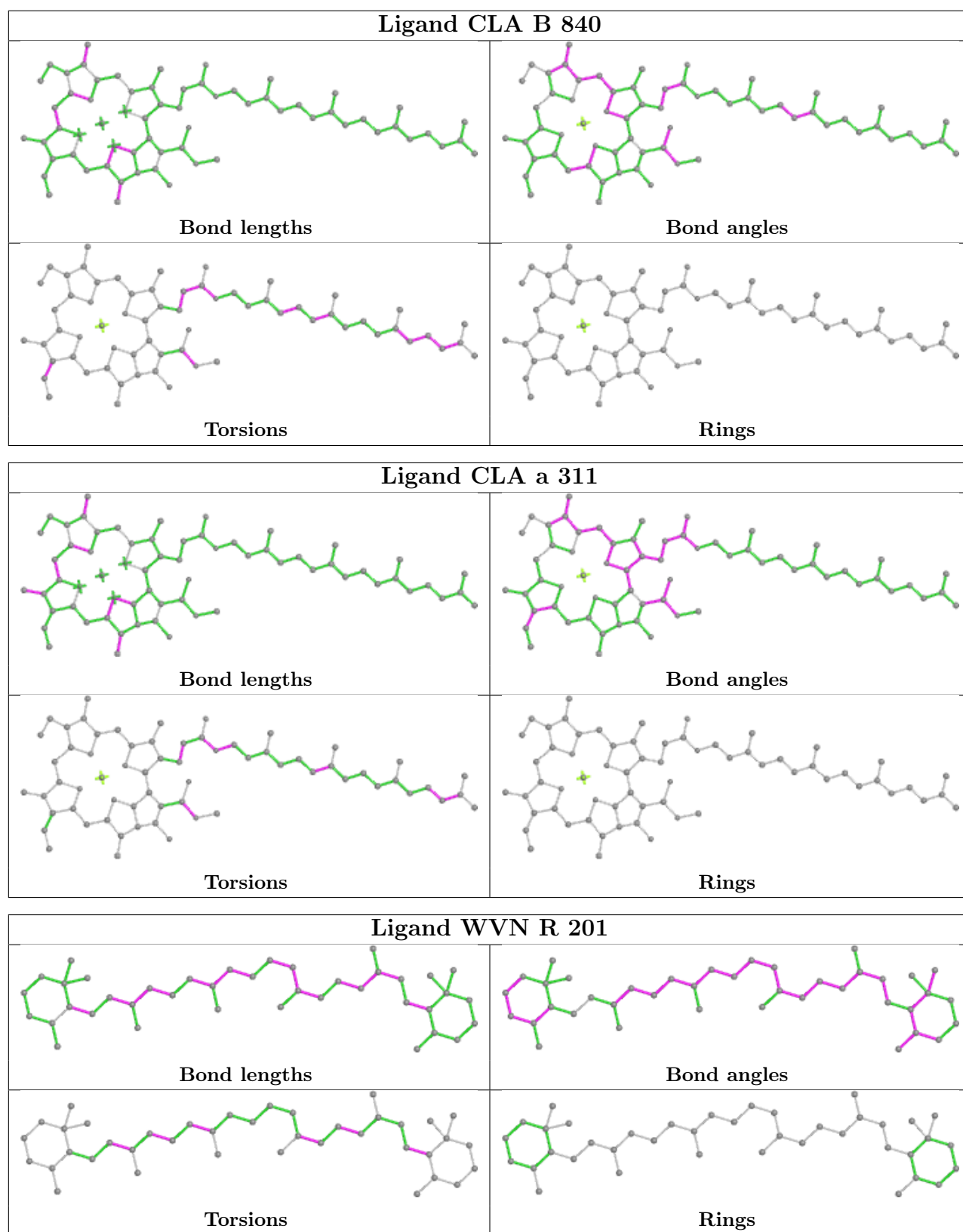


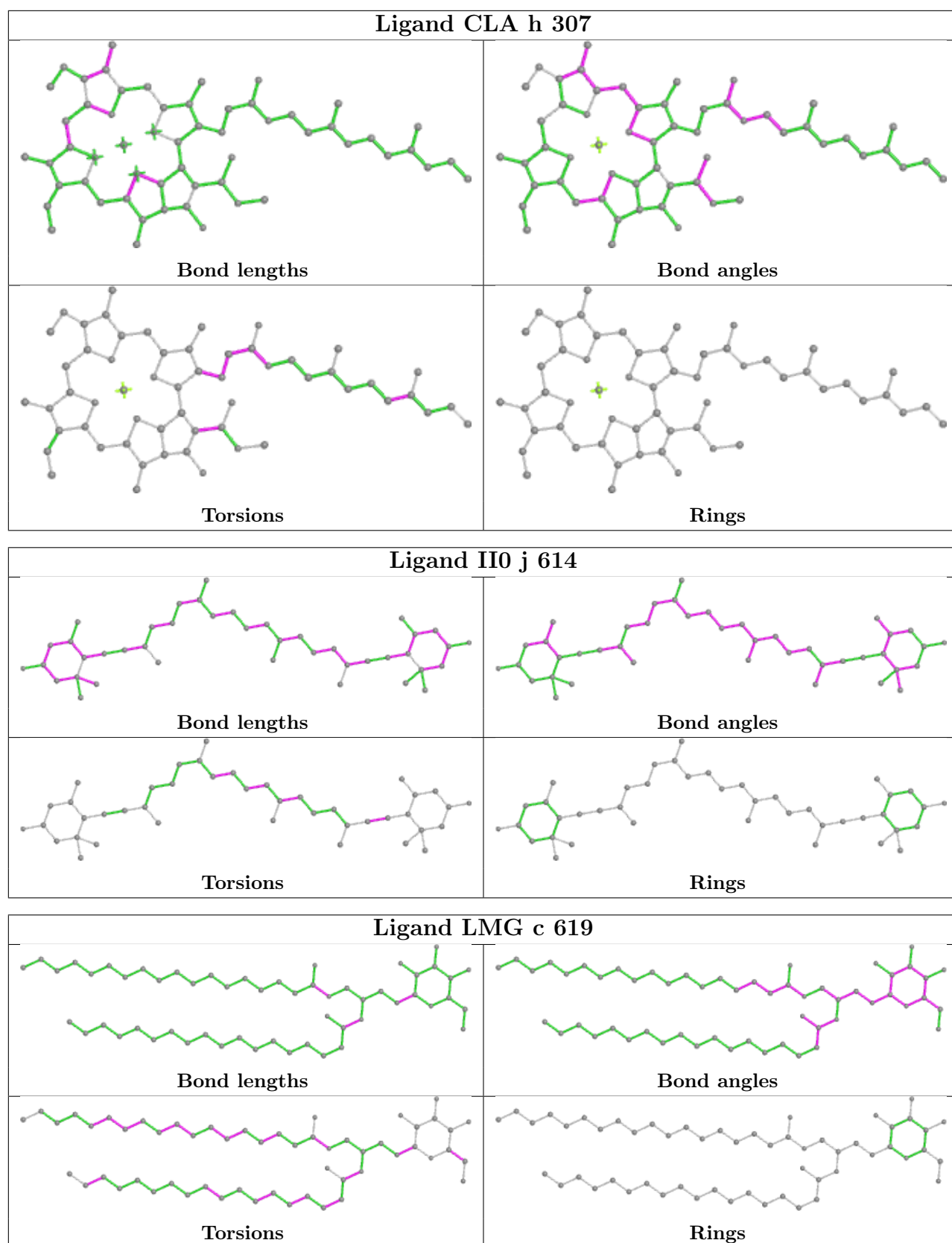


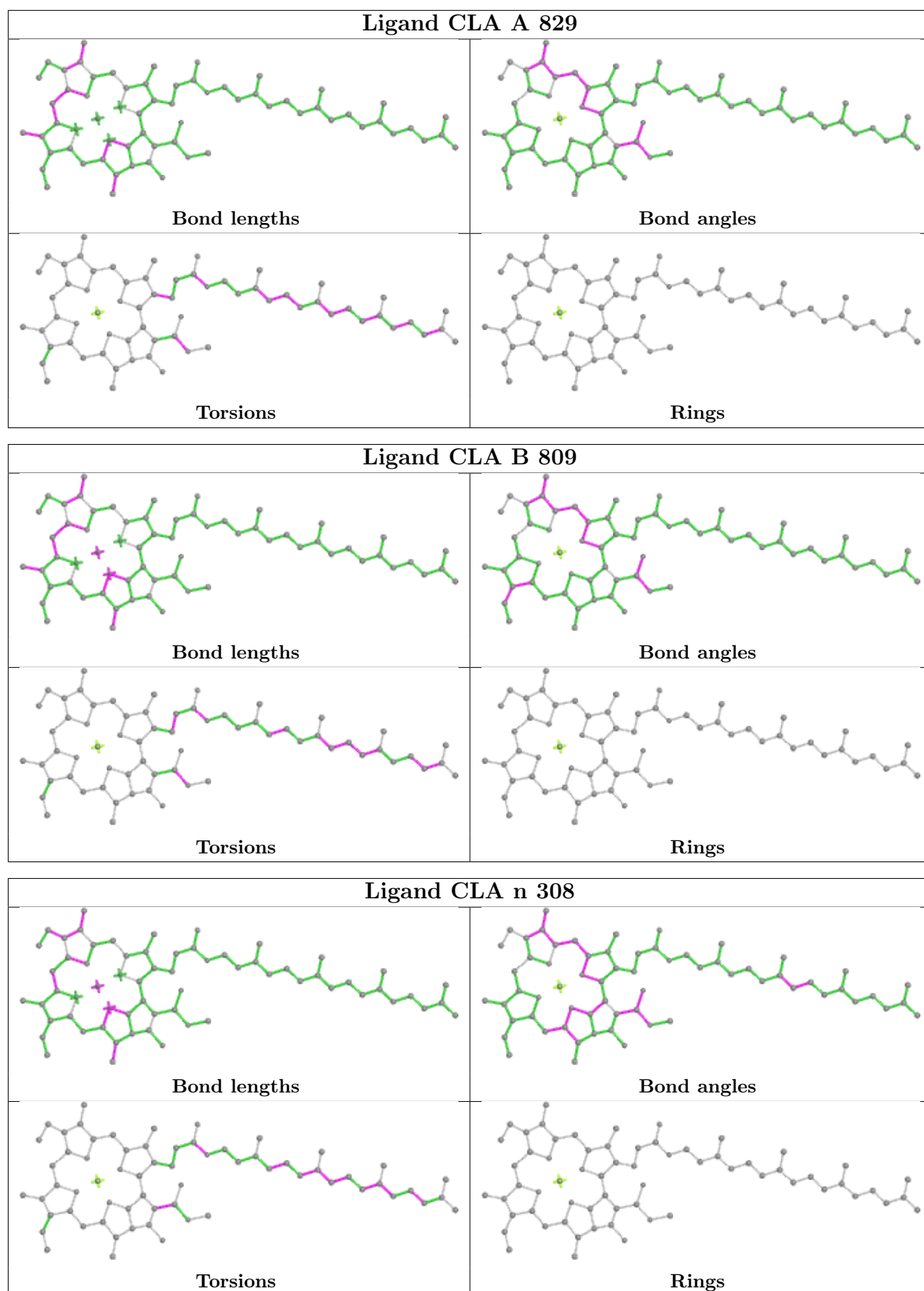


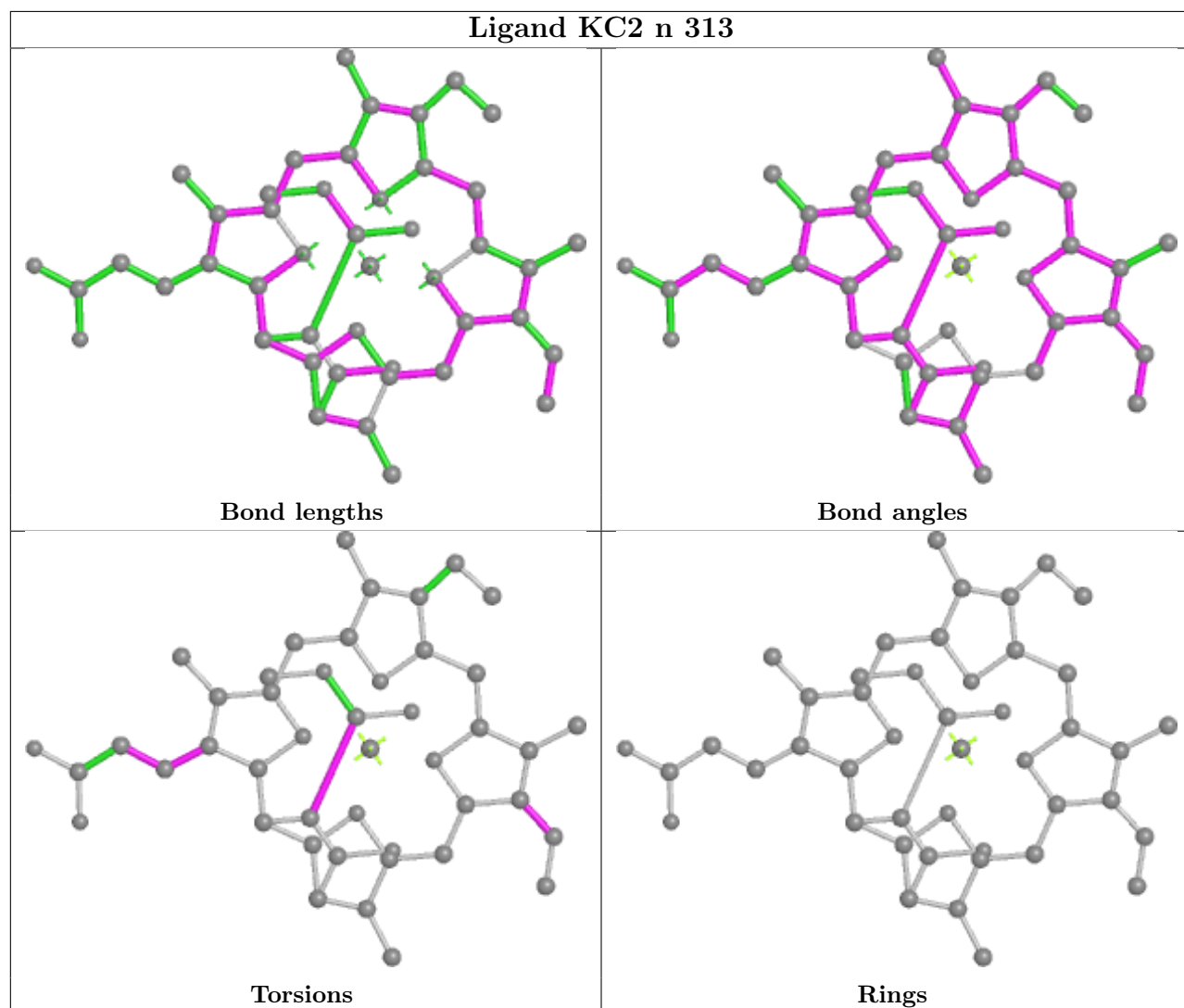
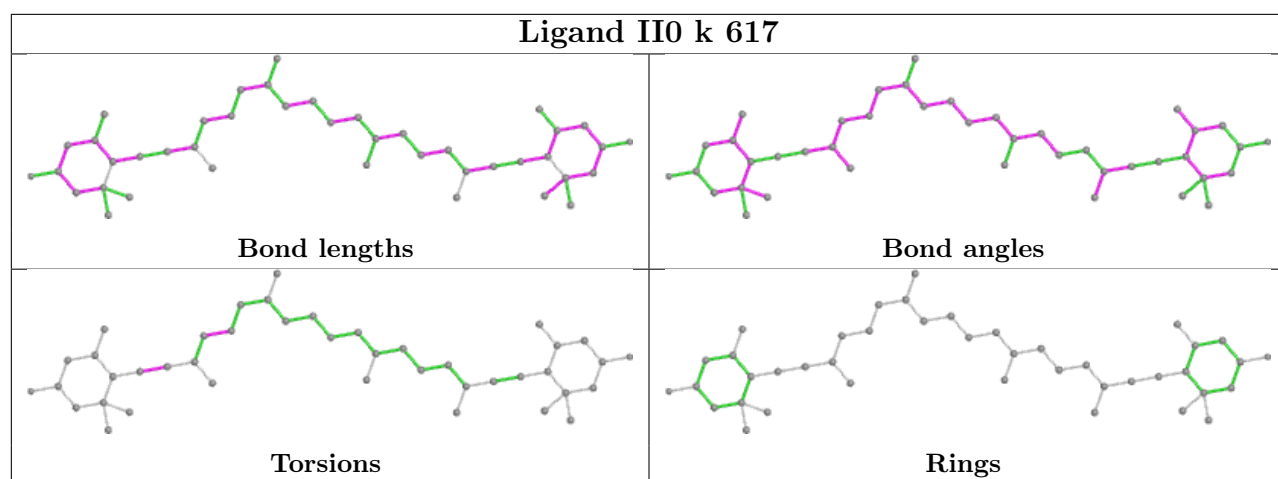


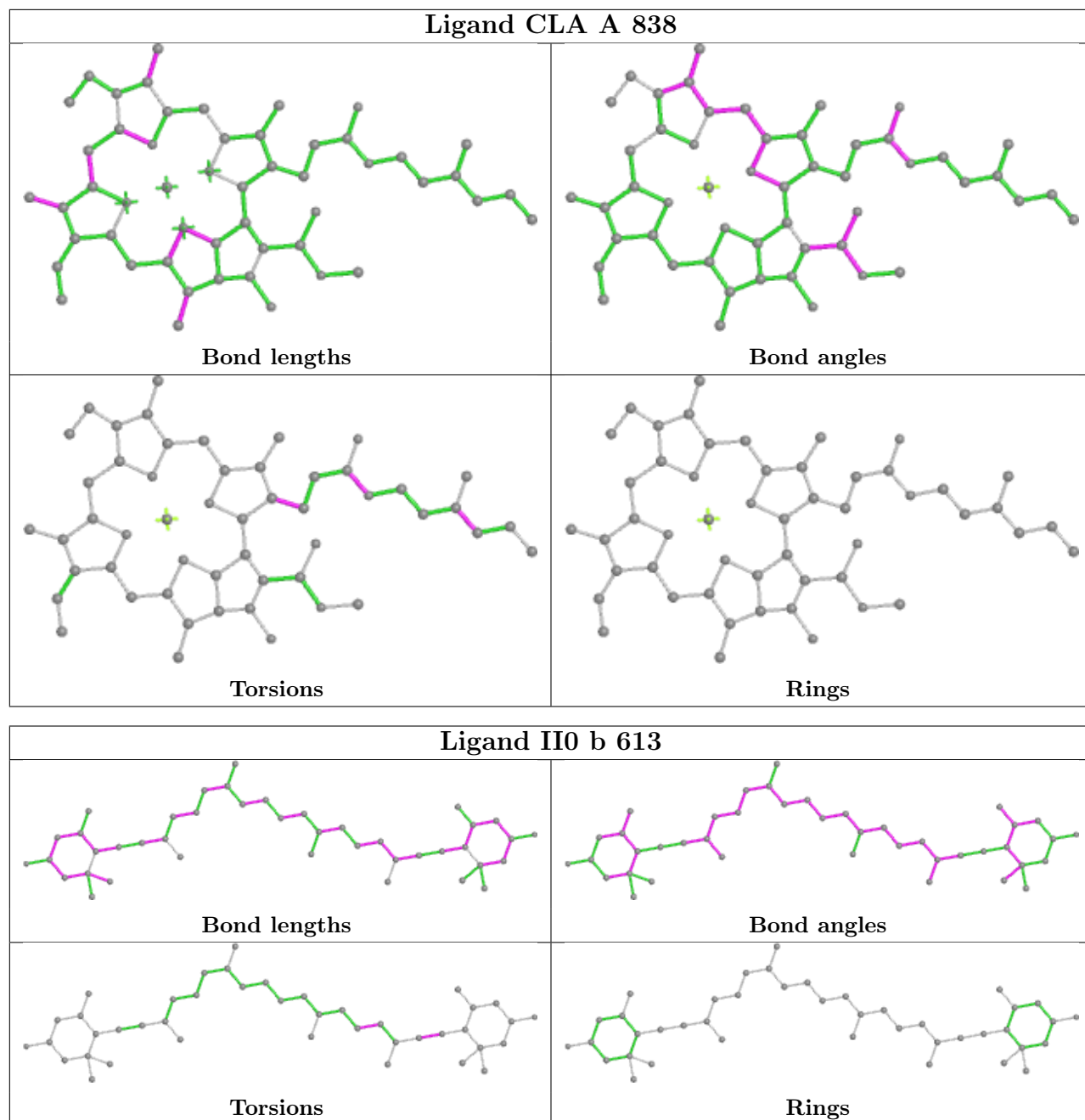


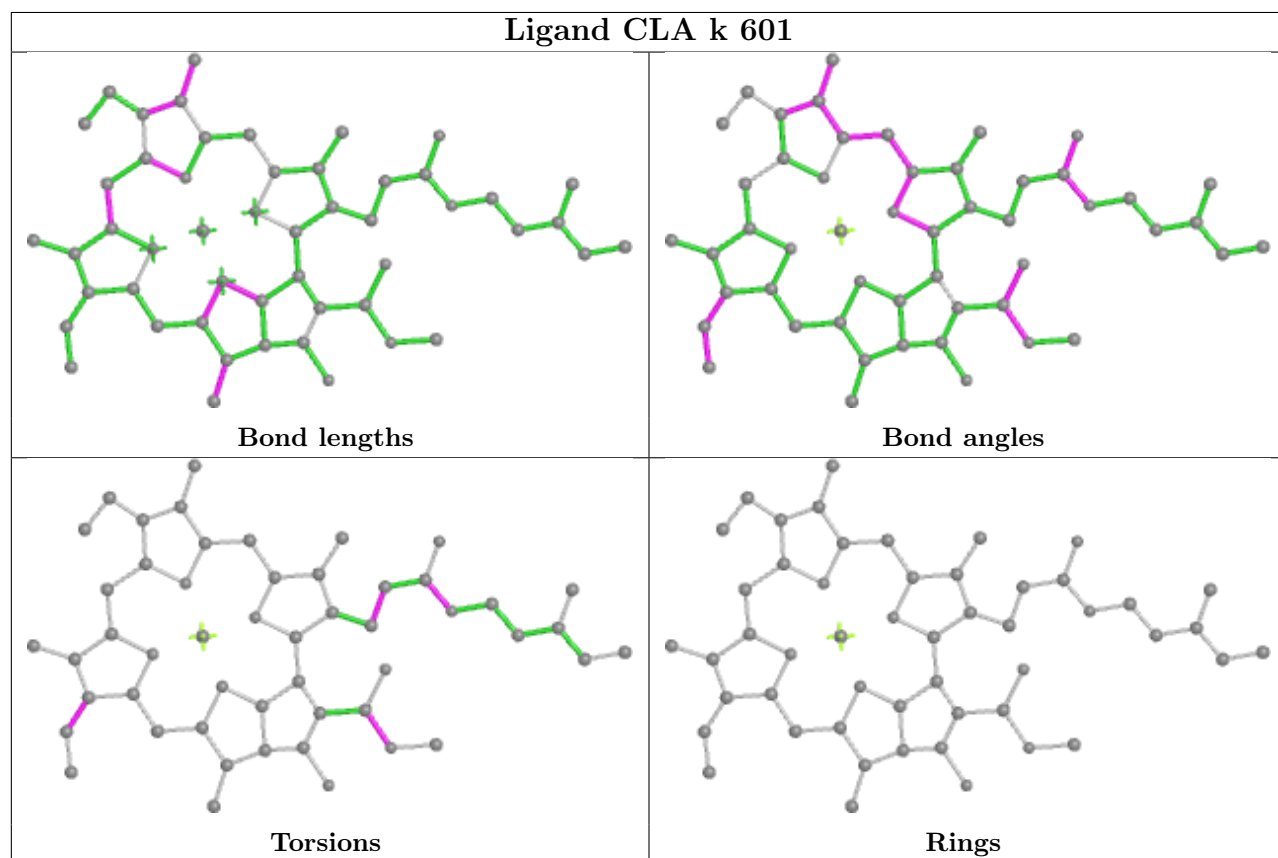
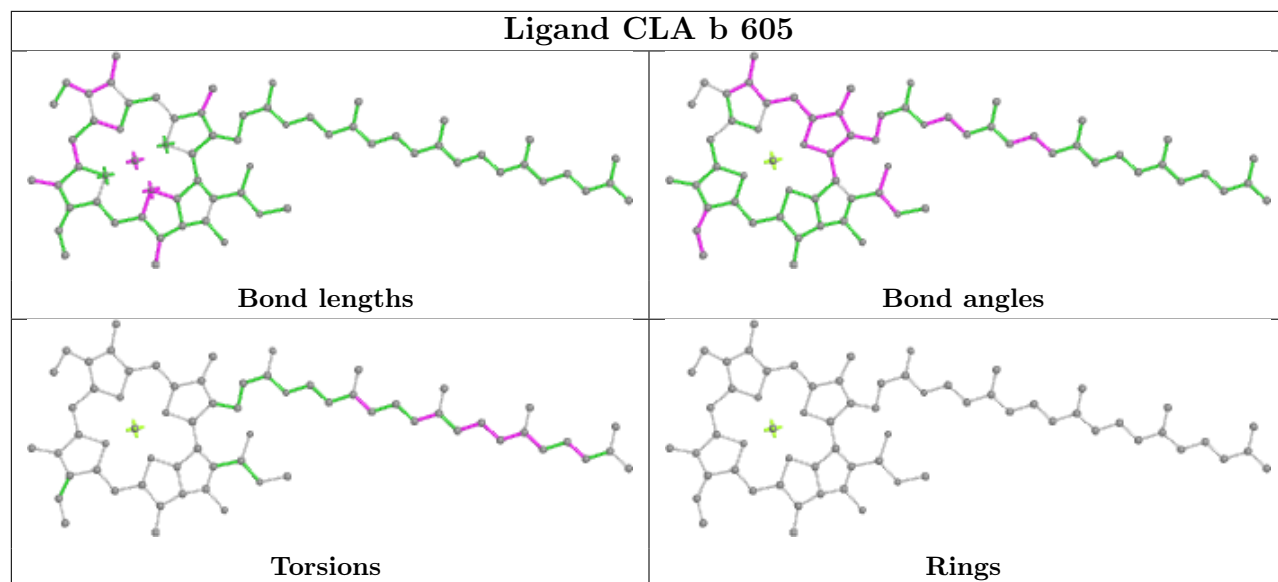


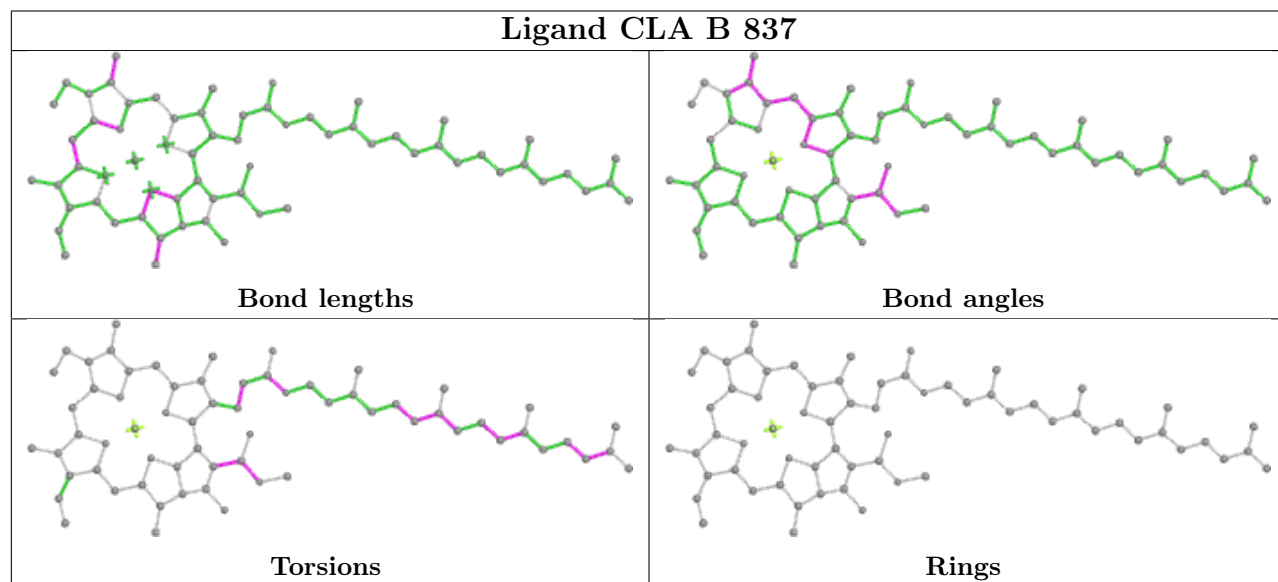
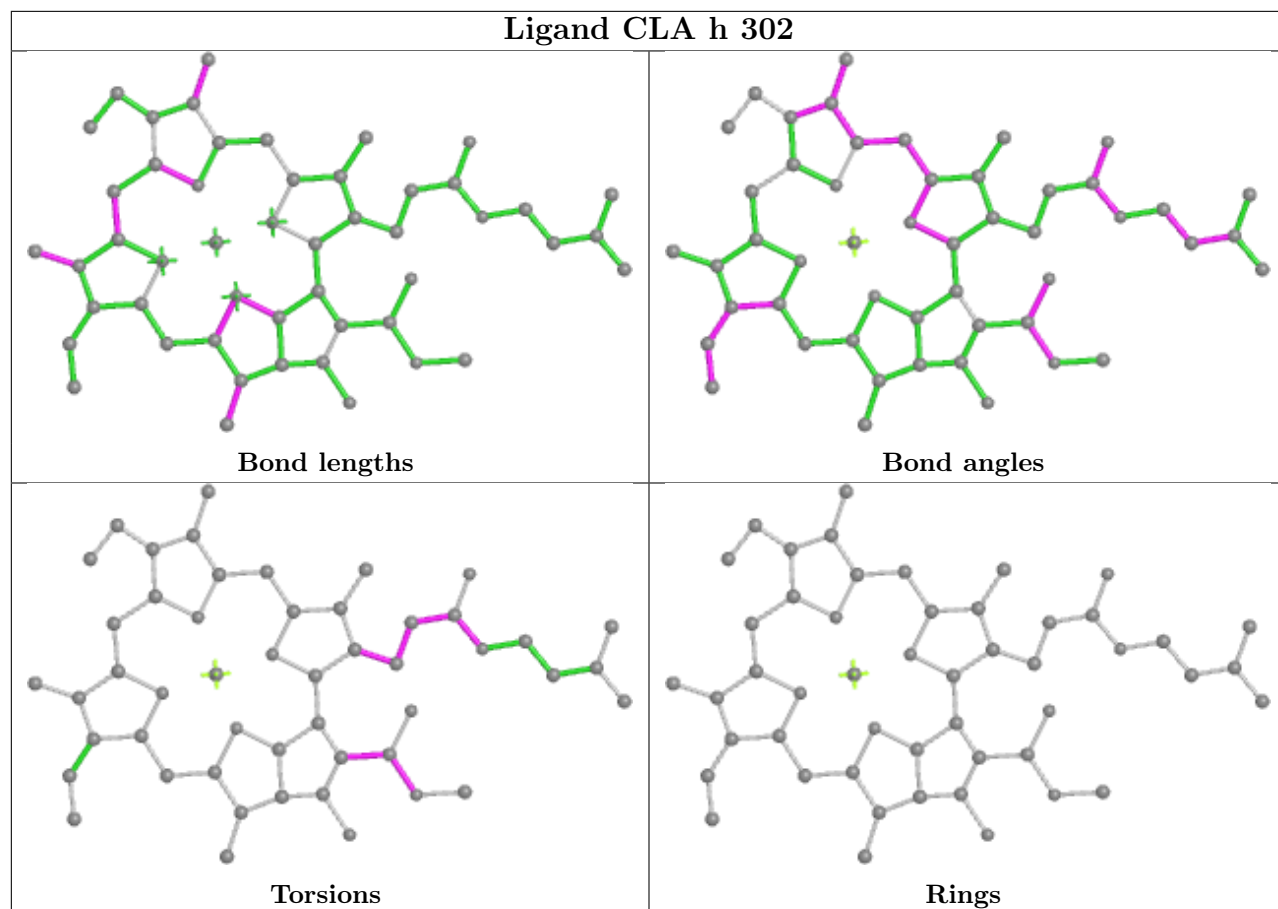


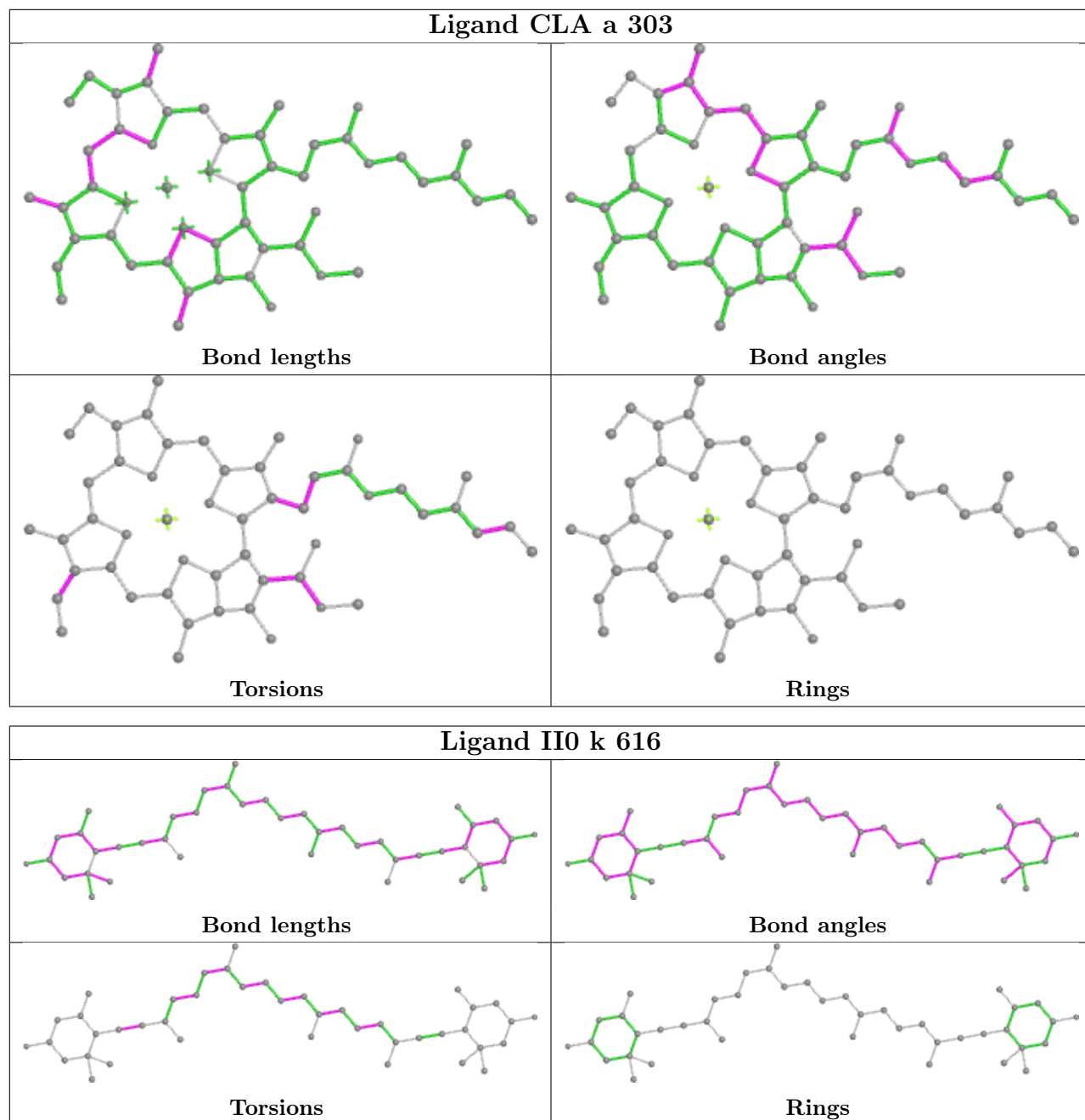


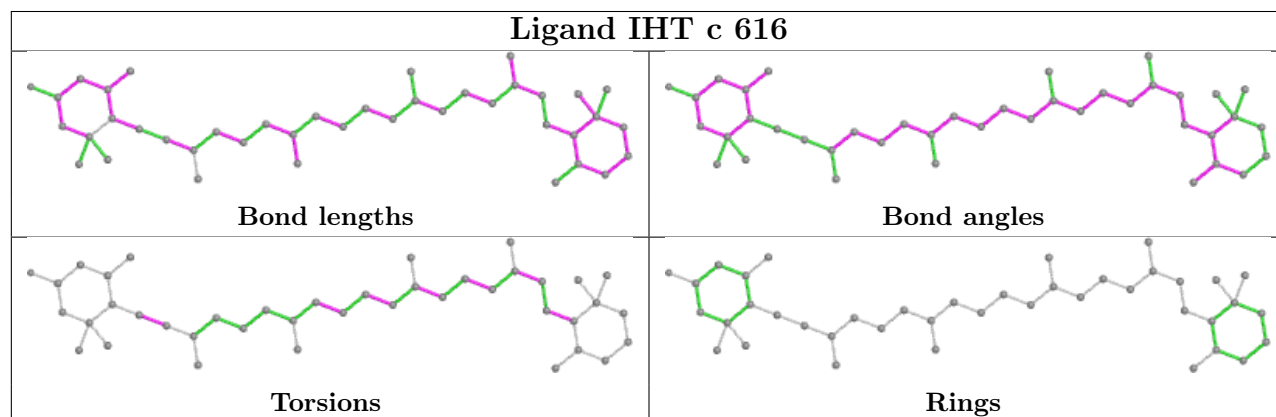
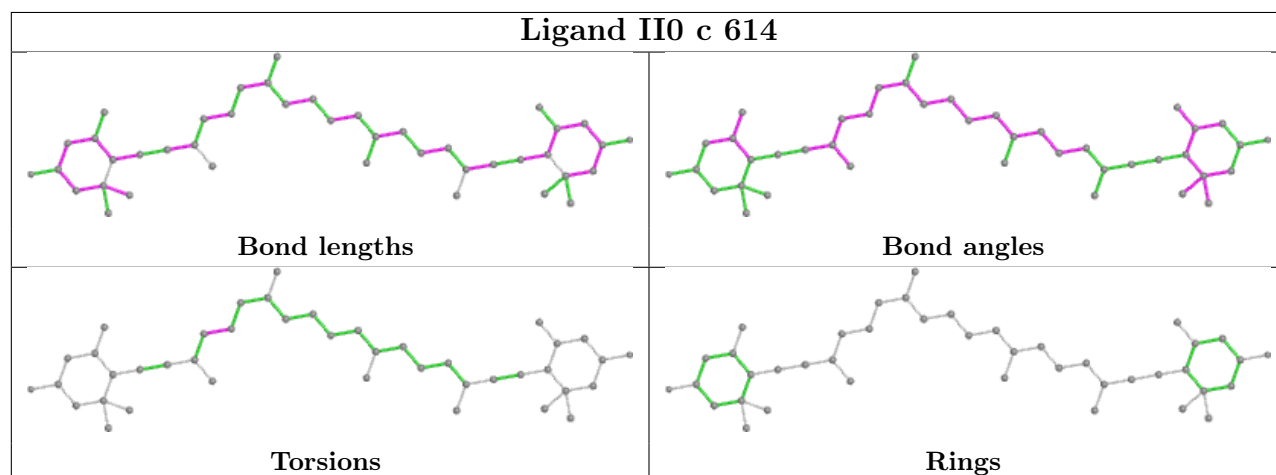
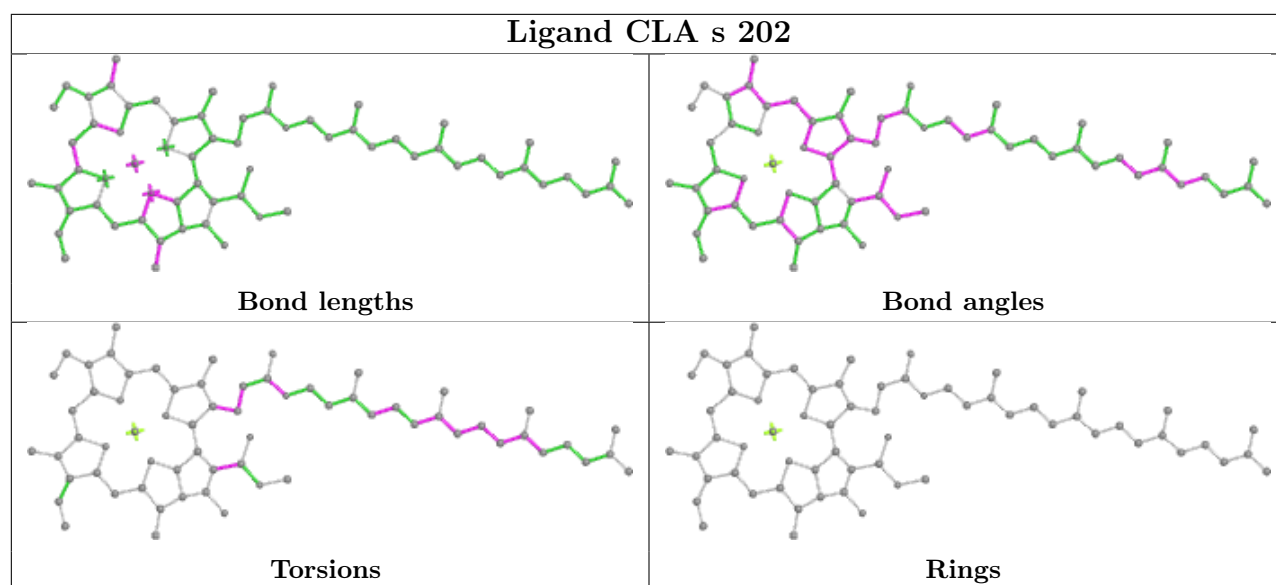


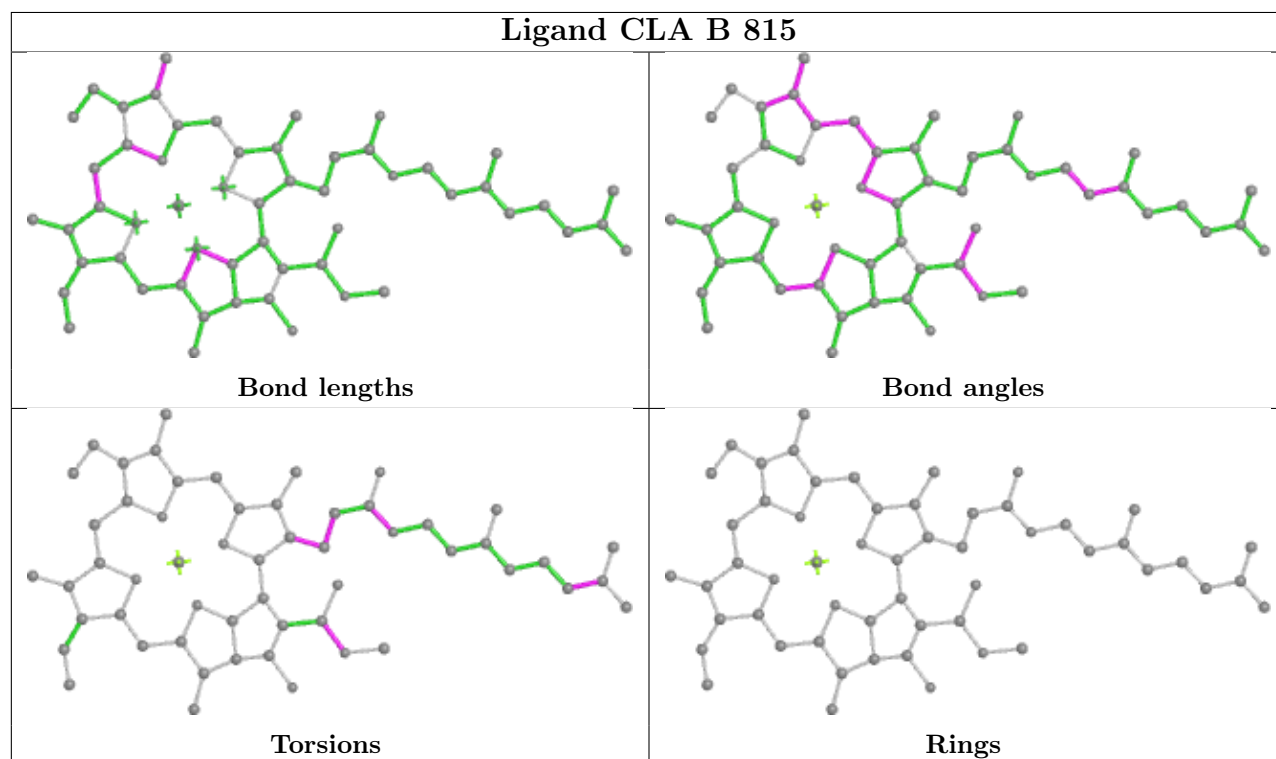
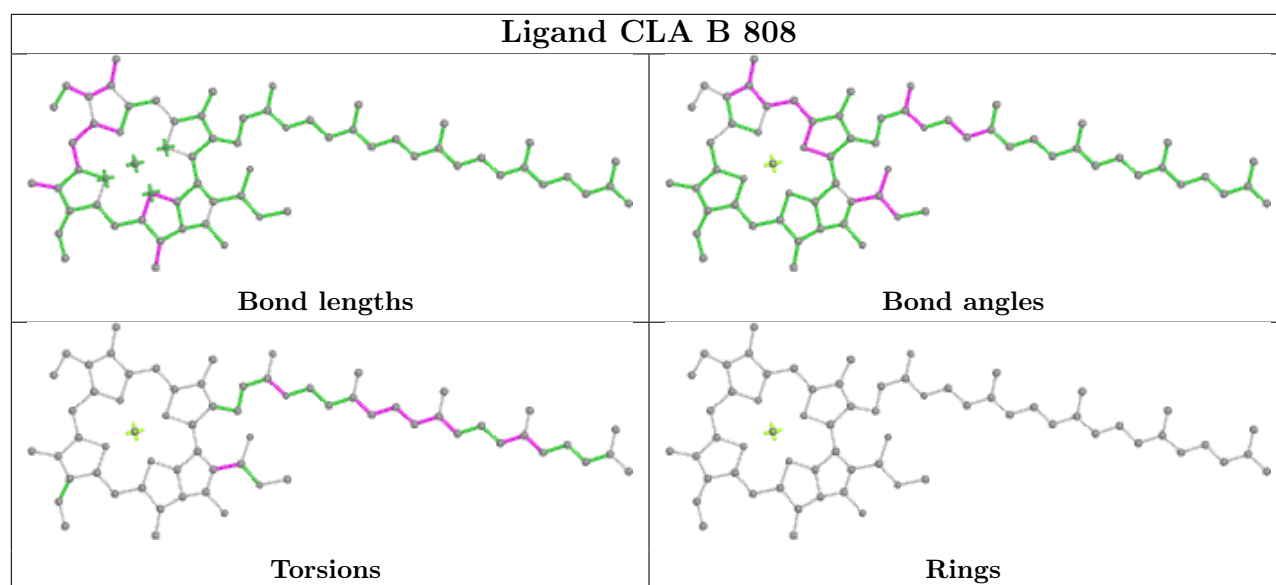


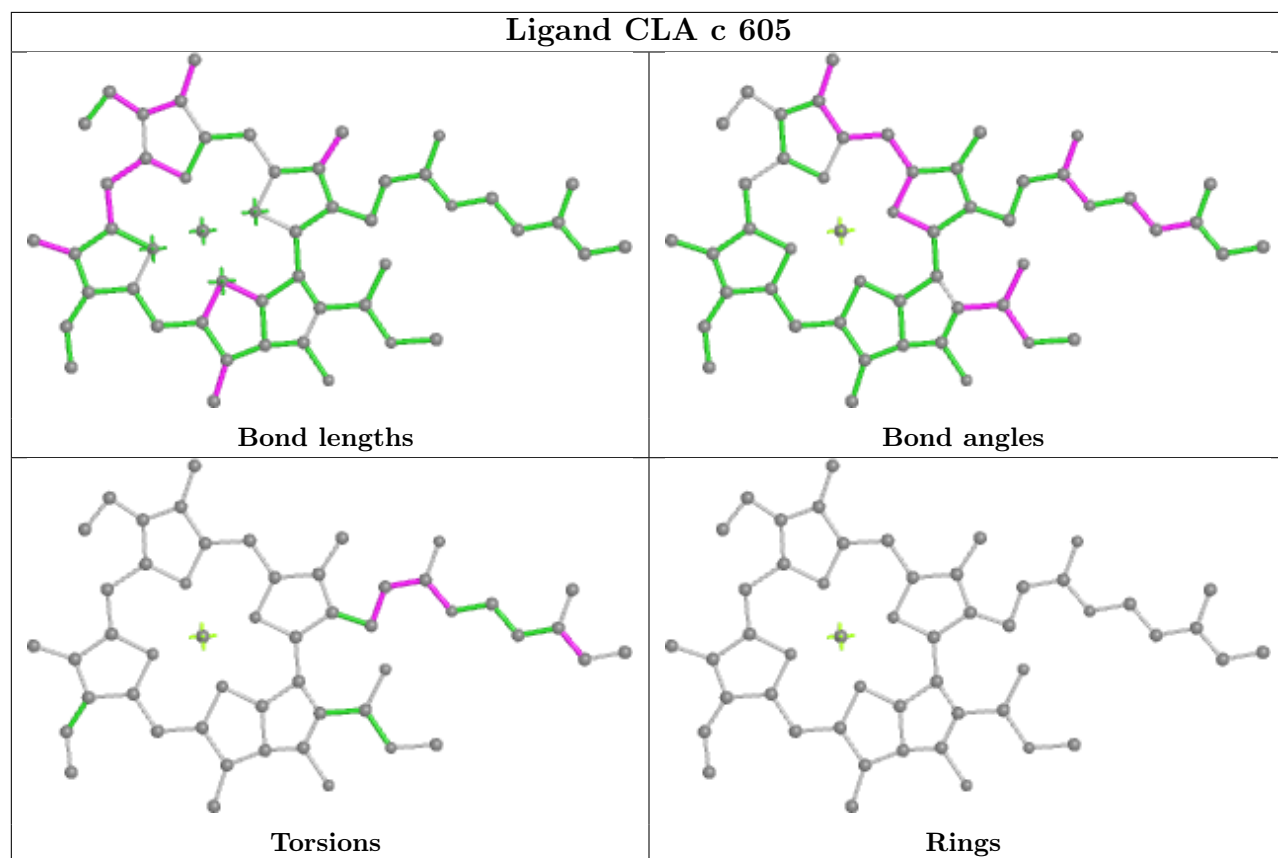
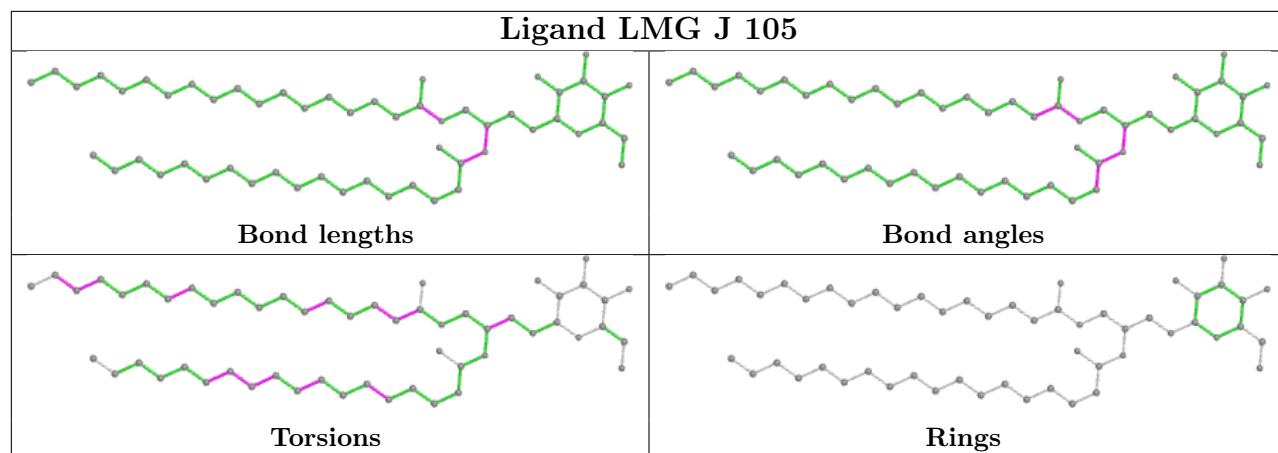


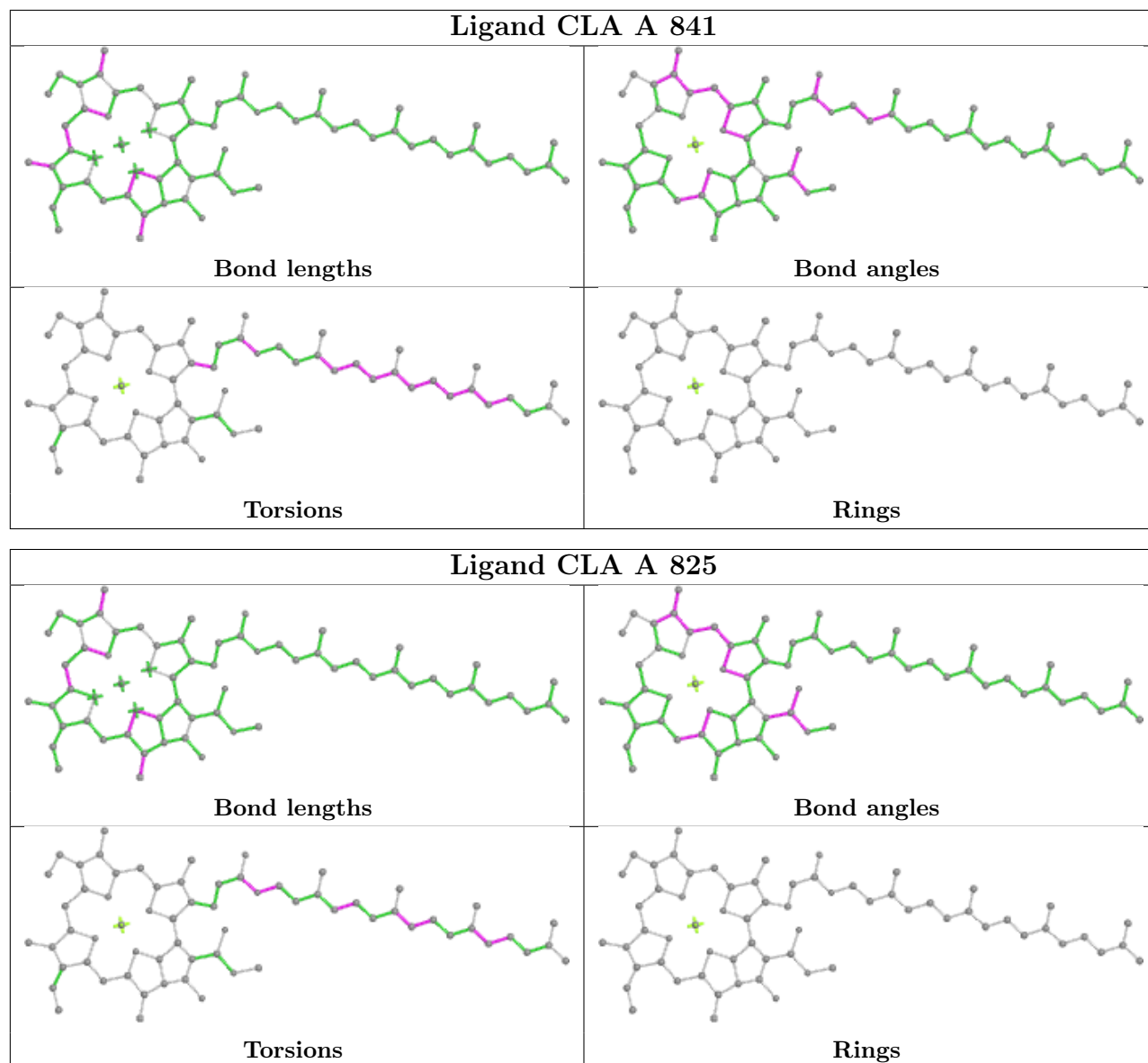


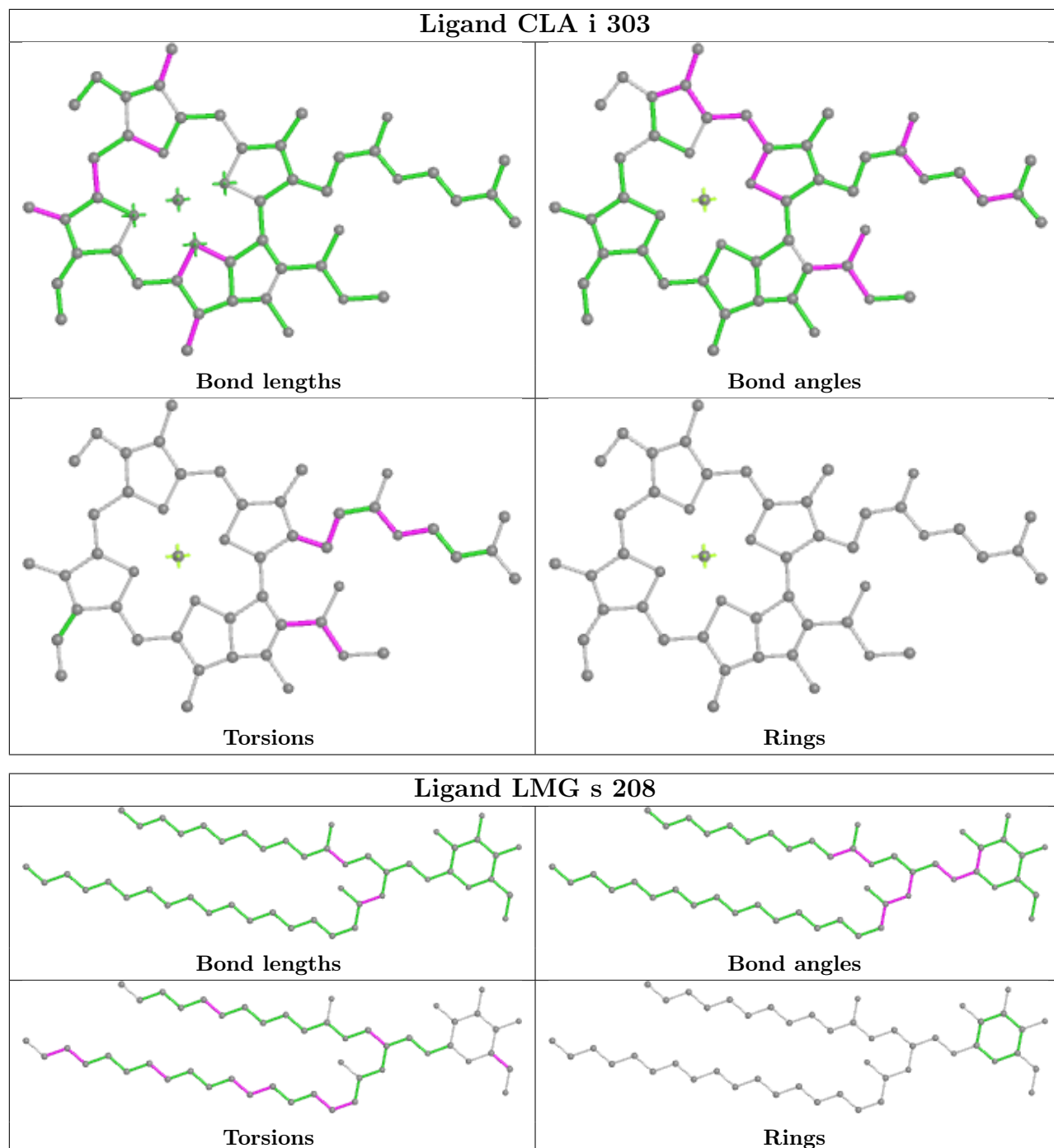


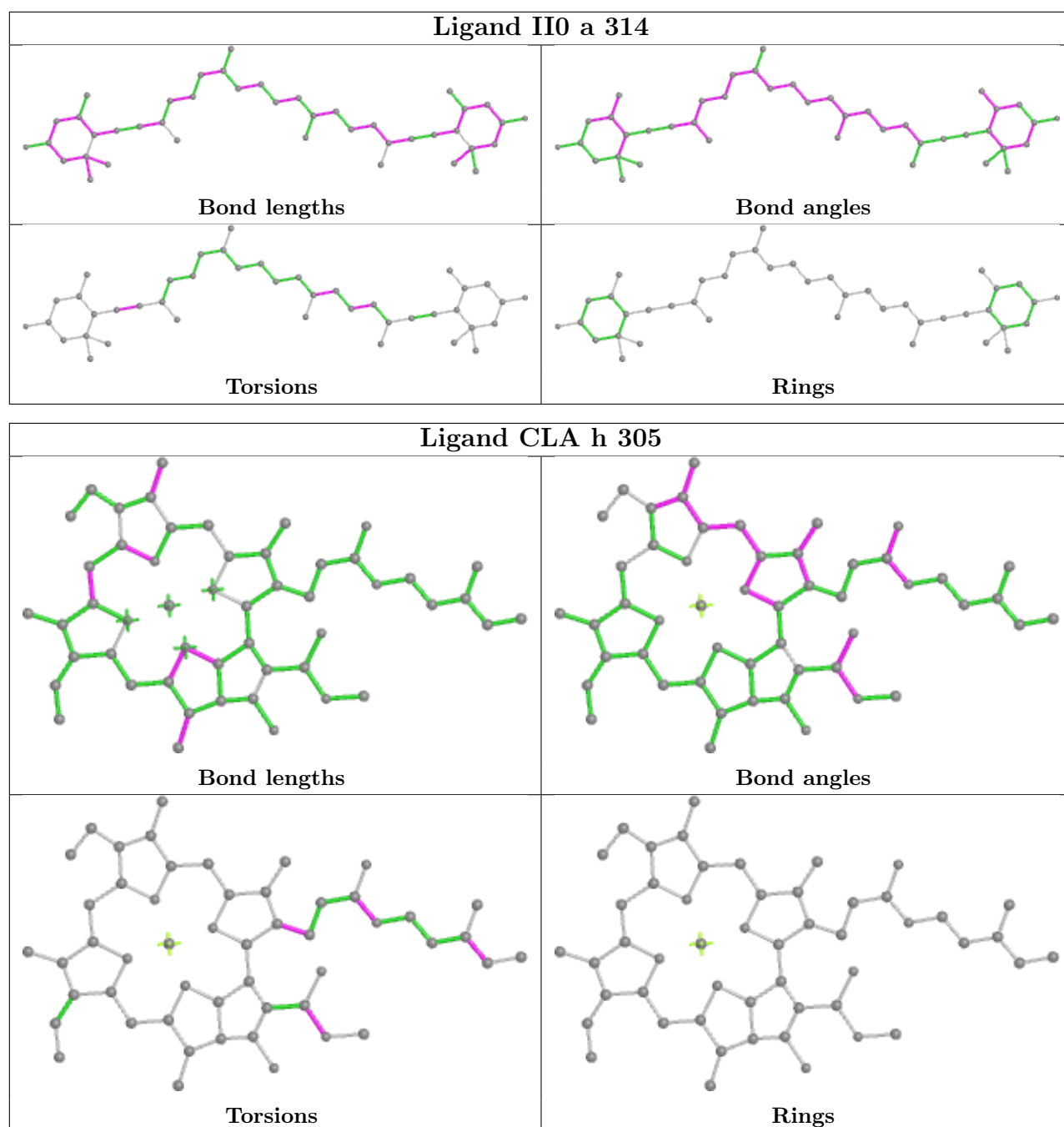


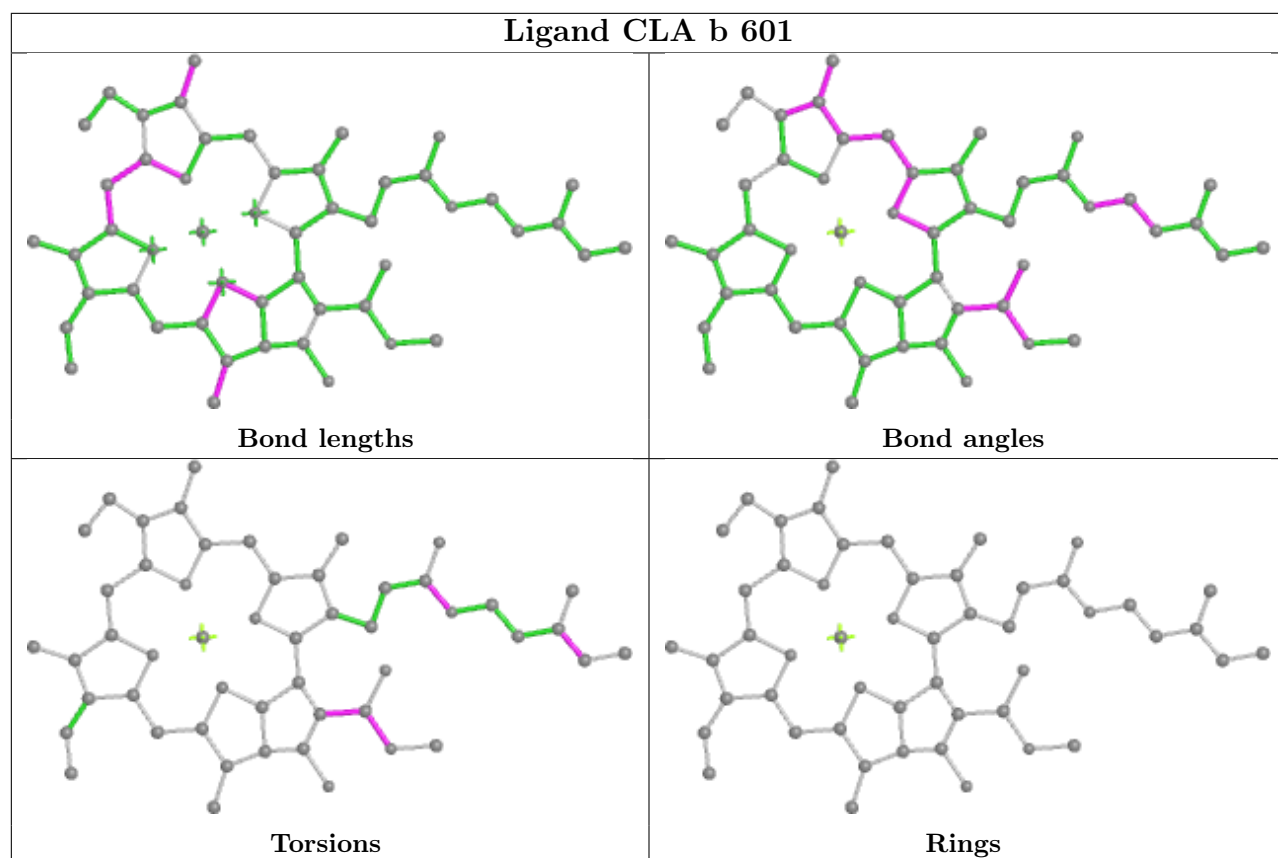
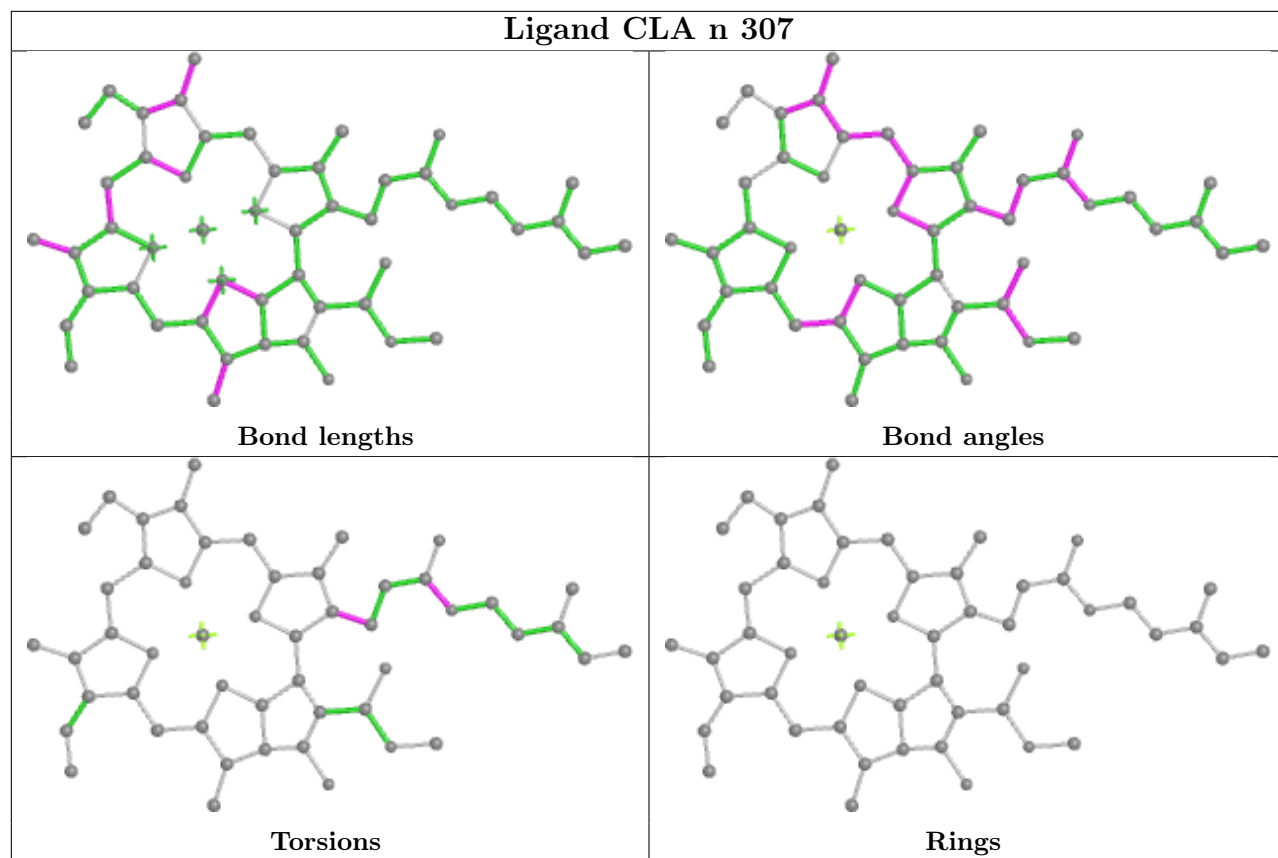


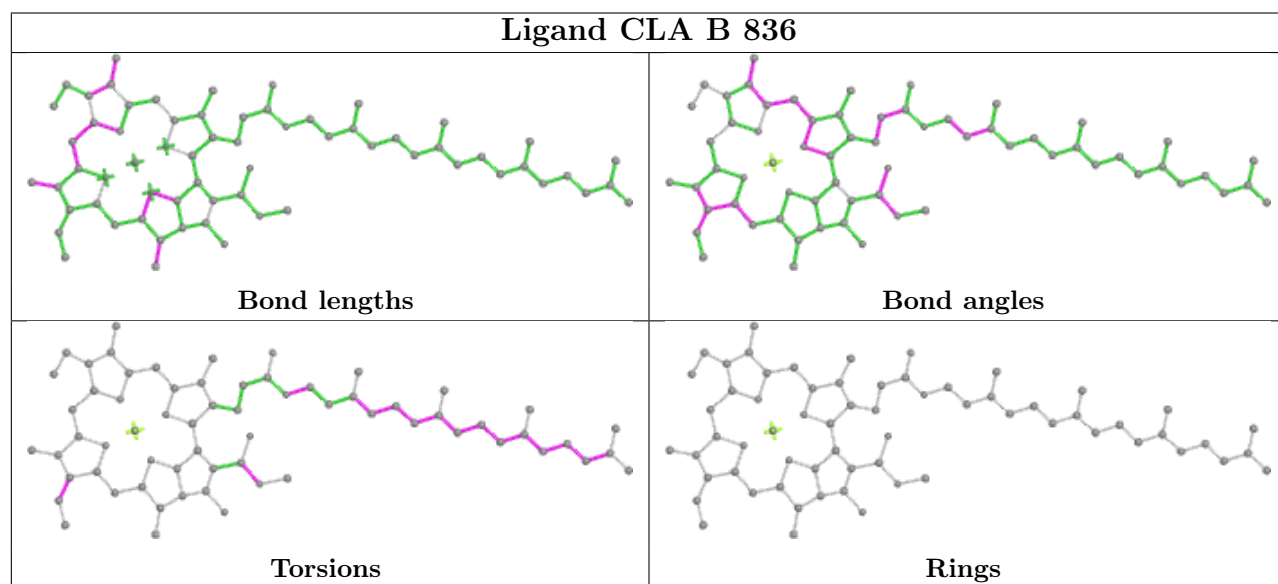
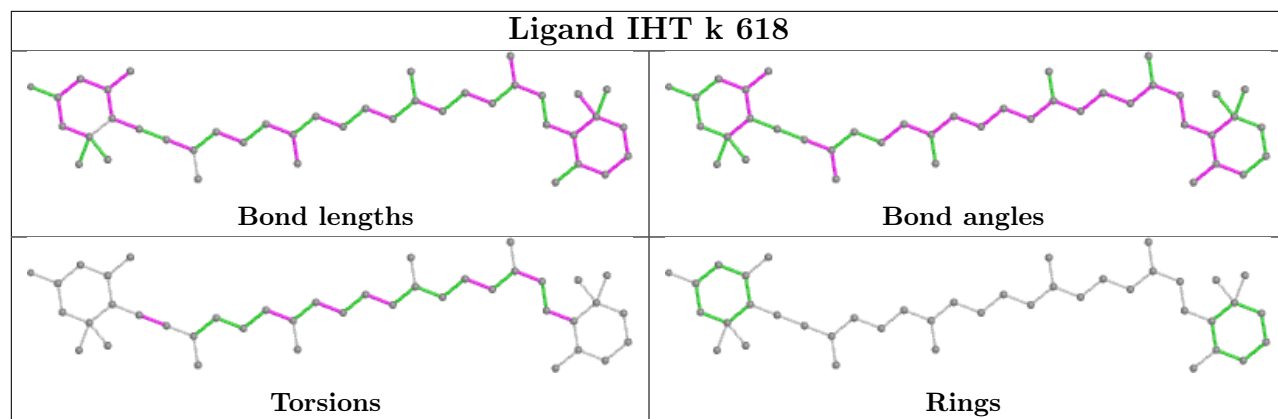


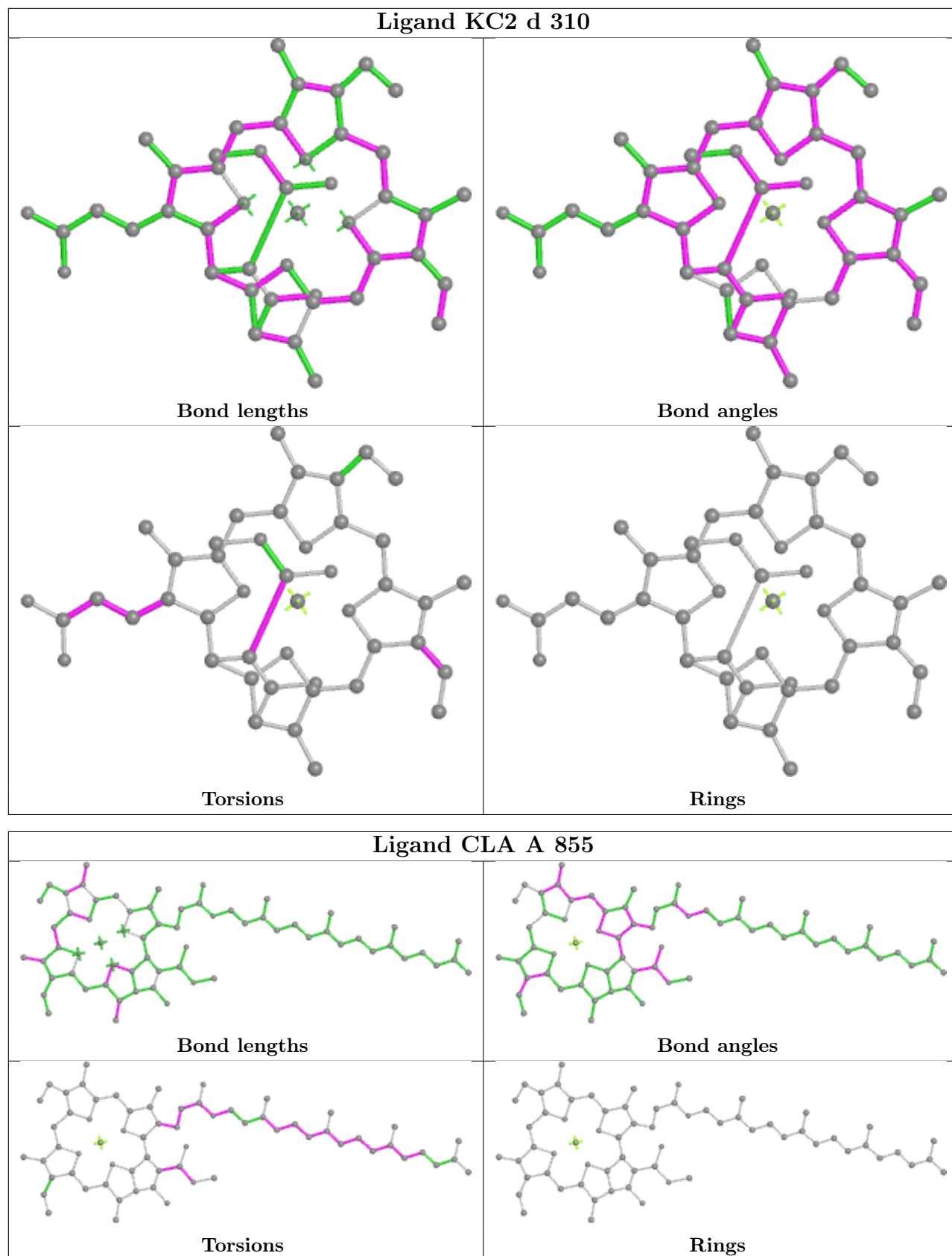


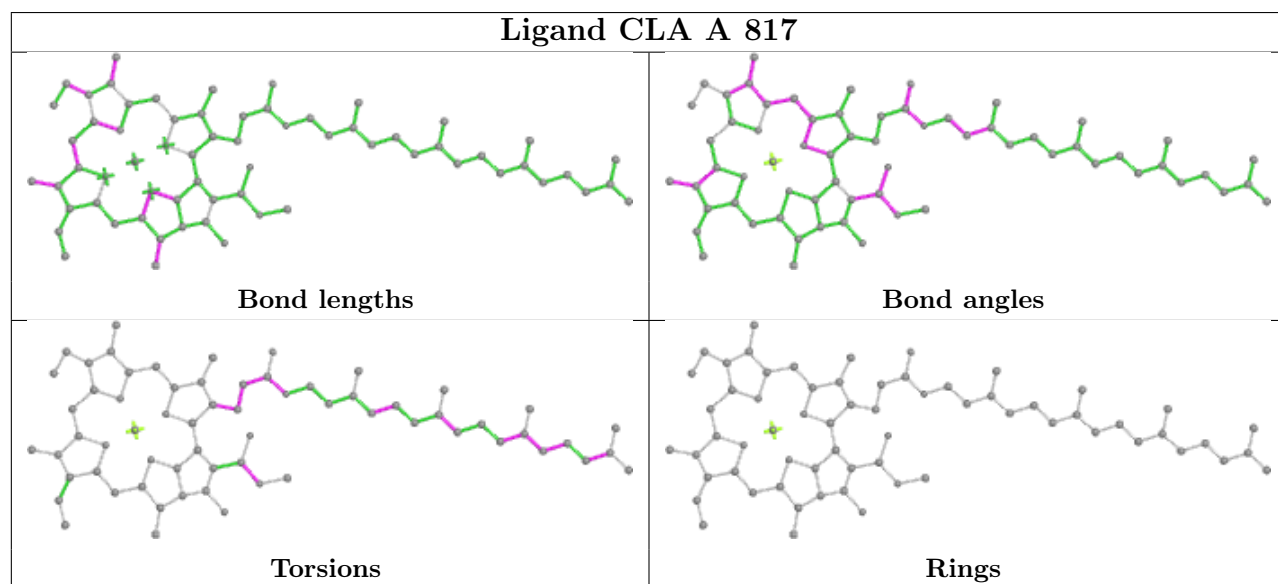
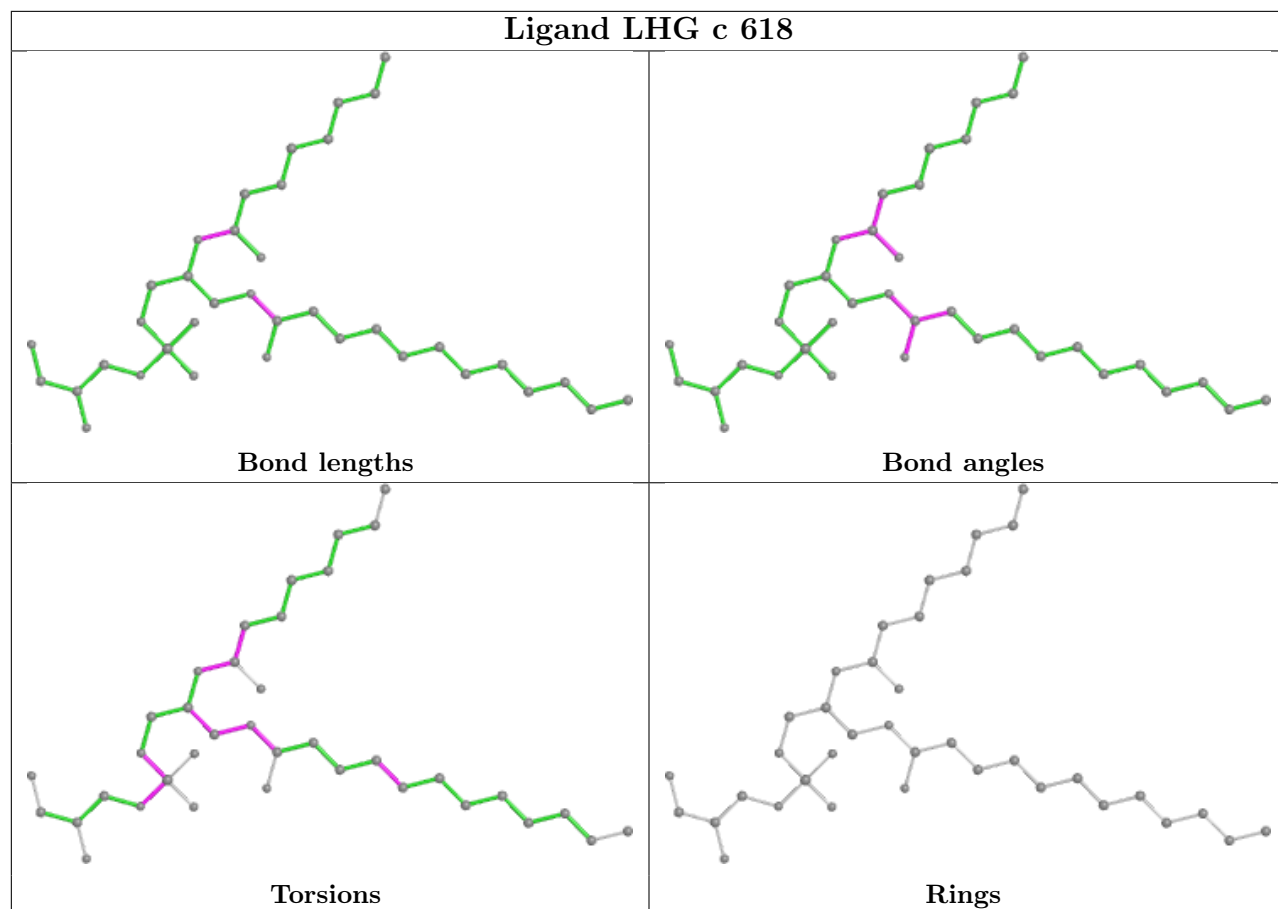


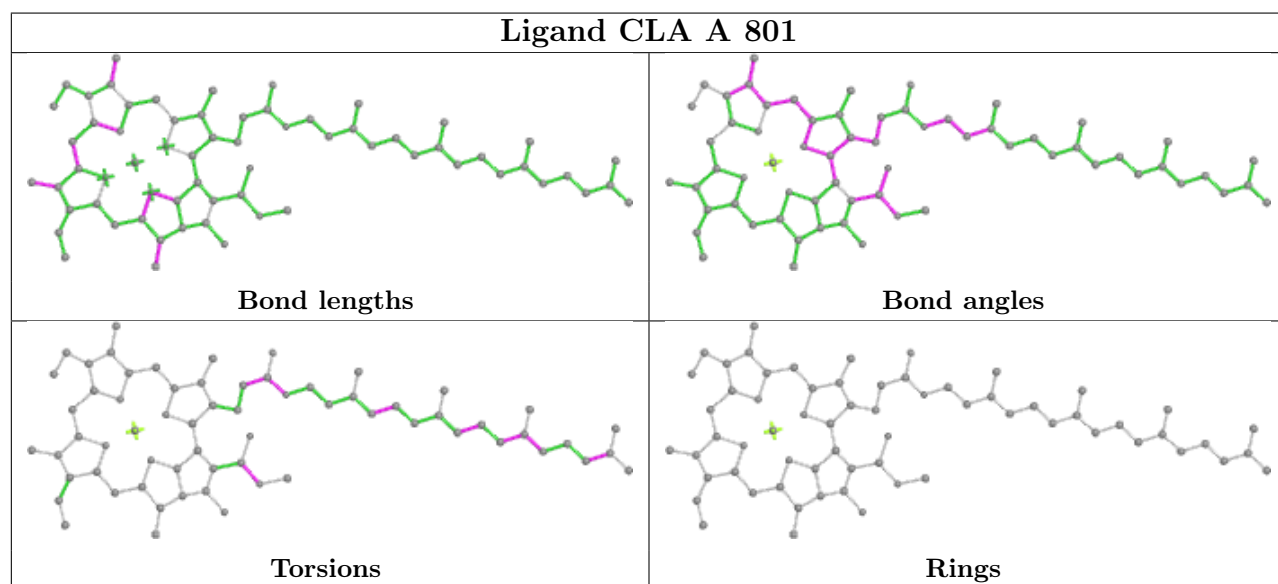
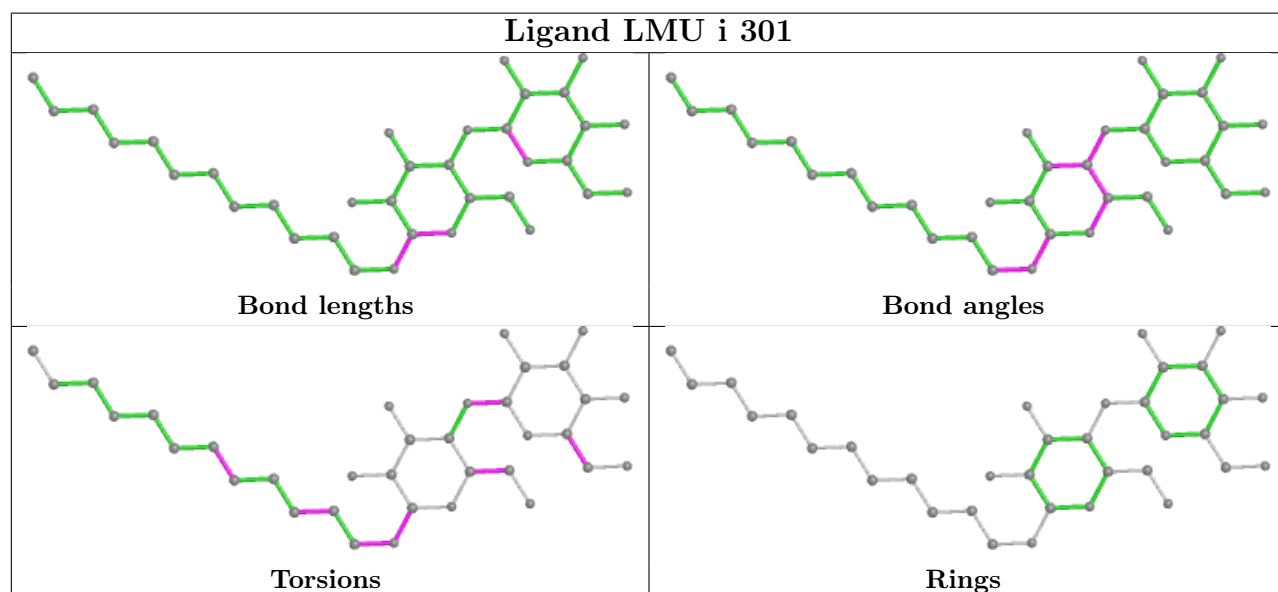
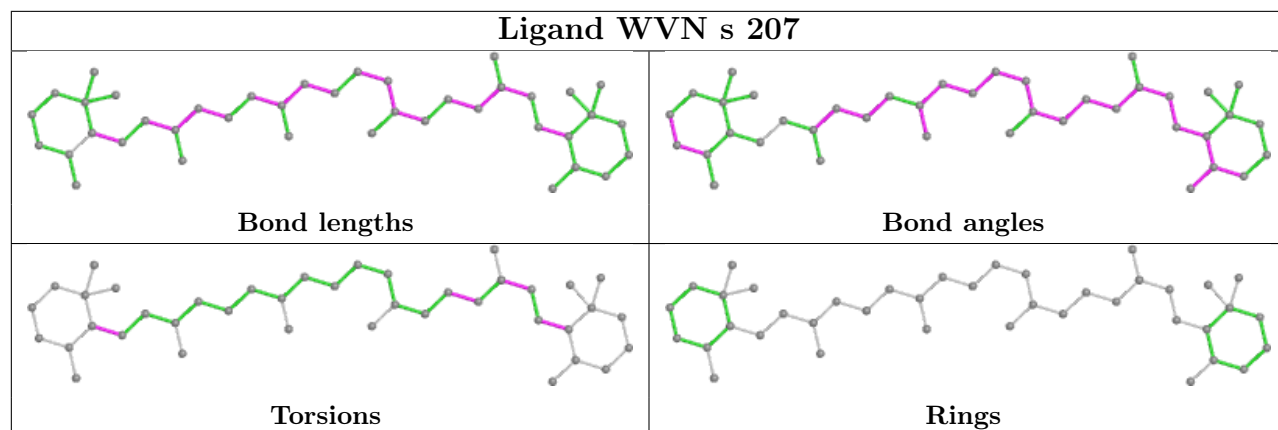


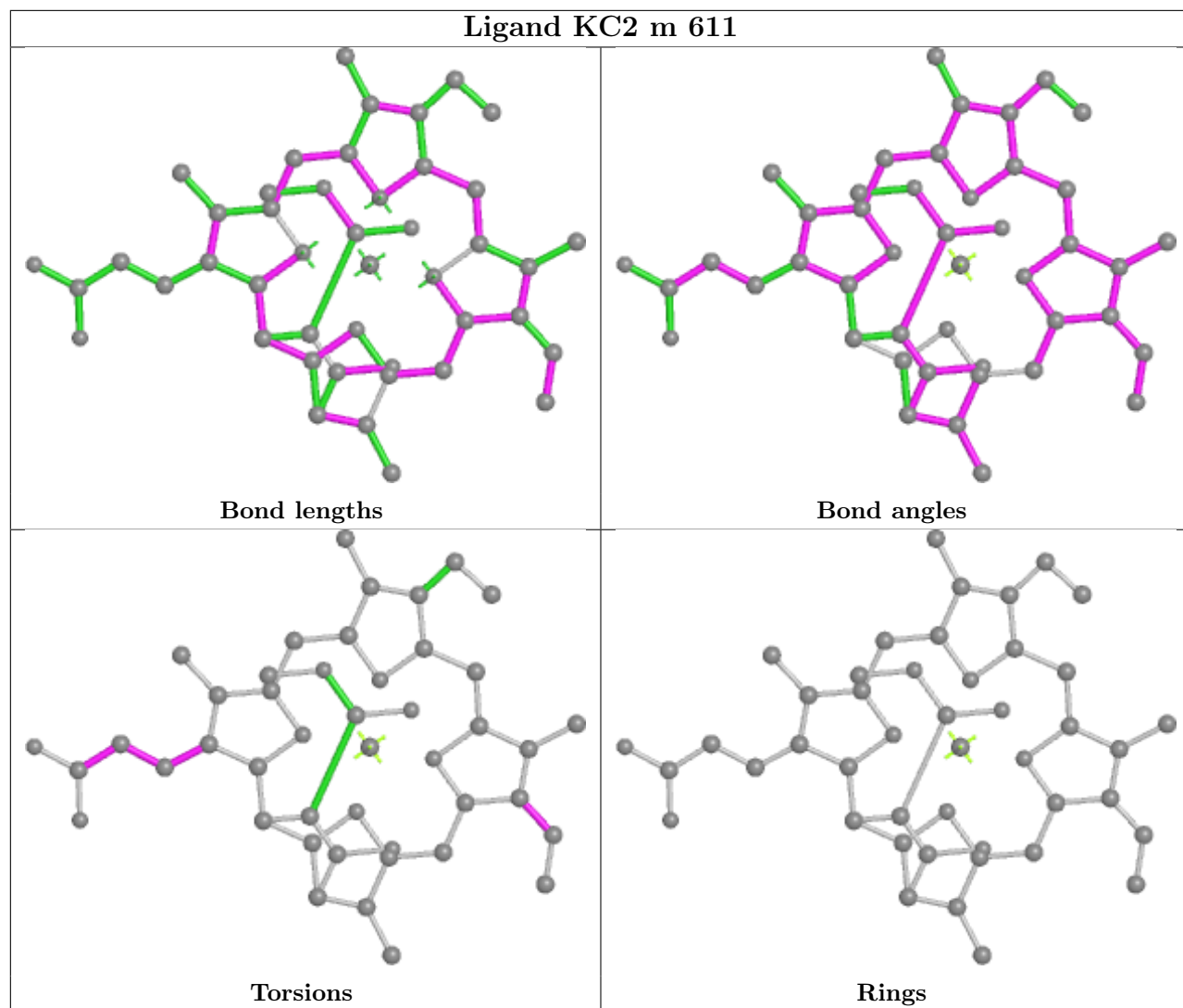


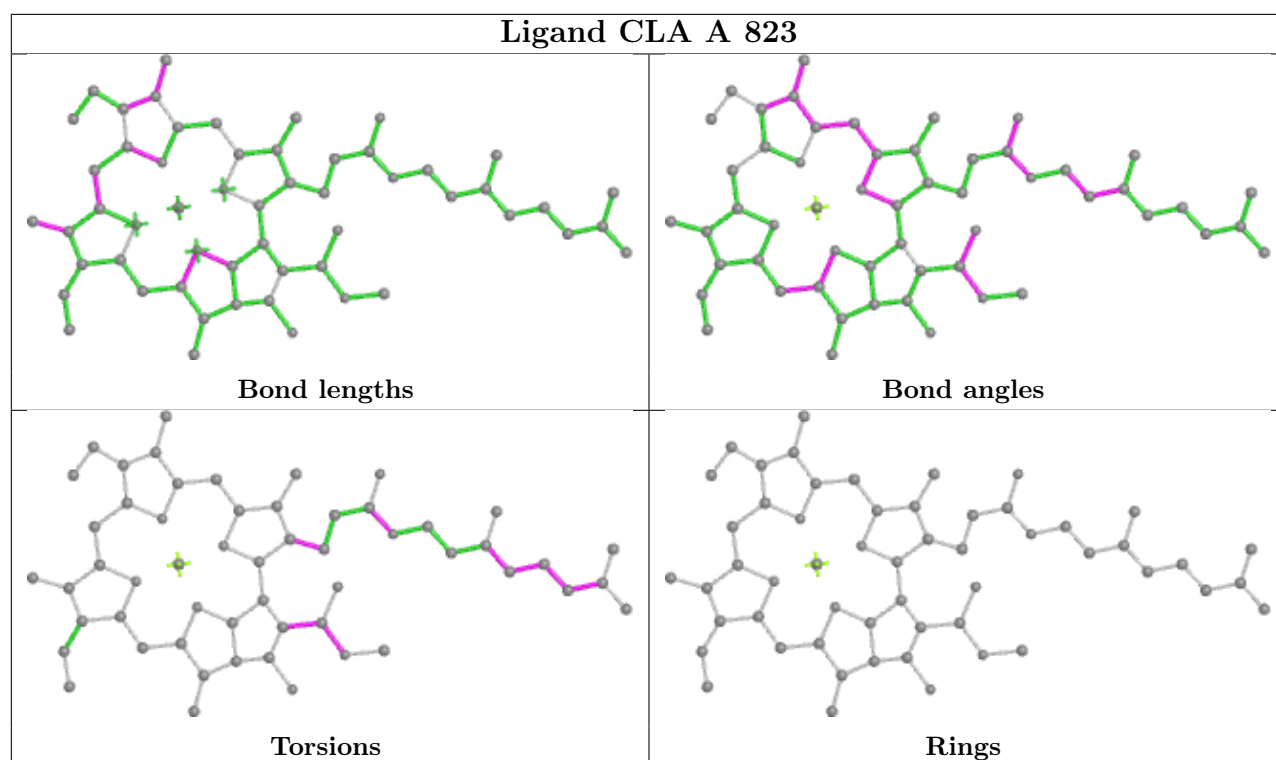












5.7 Other polymers [\(i\)](#)

There are no such residues in this entry.

5.8 Polymer linkage issues [\(i\)](#)

There are no chain breaks in this entry.

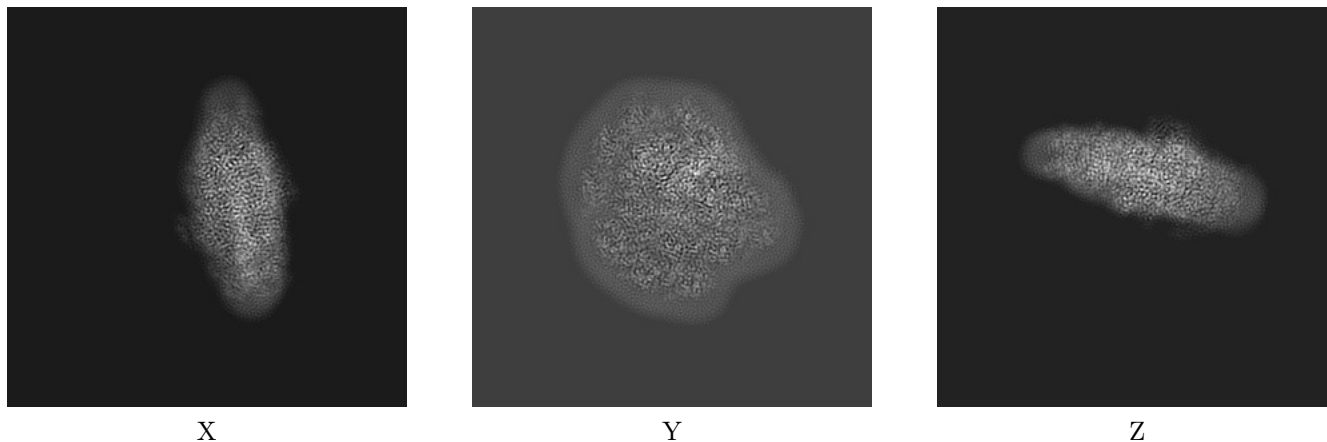
6 Map visualisation [i](#)

This section contains visualisations of the EMDB entry EMD-37654. These allow visual inspection of the internal detail of the map and identification of artifacts.

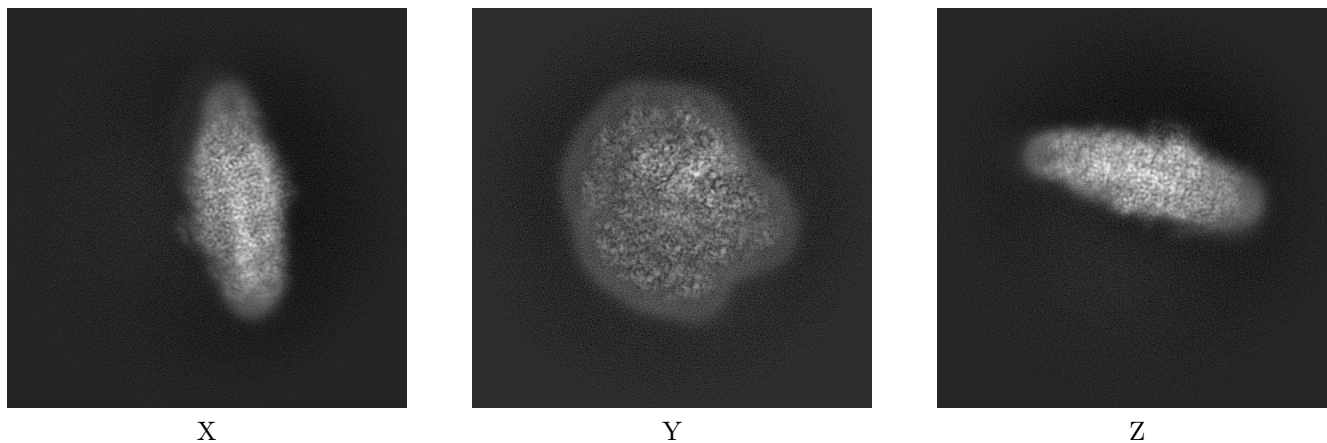
Images derived from a raw map, generated by summing the deposited half-maps, are presented below the corresponding image components of the primary map to allow further visual inspection and comparison with those of the primary map.

6.1 Orthogonal projections [i](#)

6.1.1 Primary map



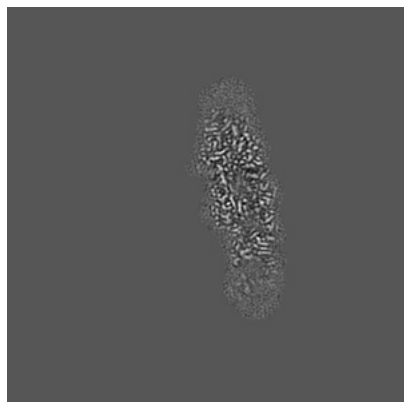
6.1.2 Raw map




The images above show the map projected in three orthogonal directions.

6.2 Central slices [i](#)


6.2.1 Primary map



X Index: 180

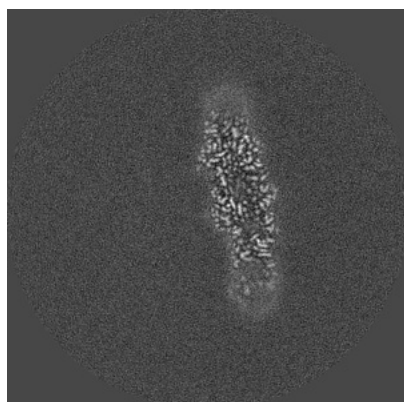


Y Index: 180

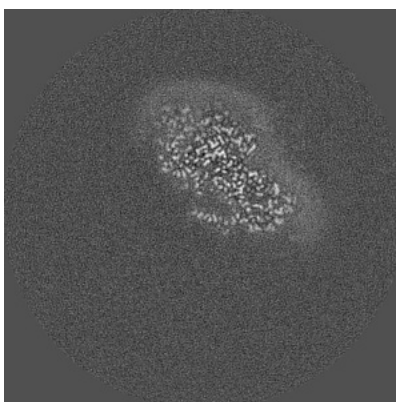


Z Index: 180

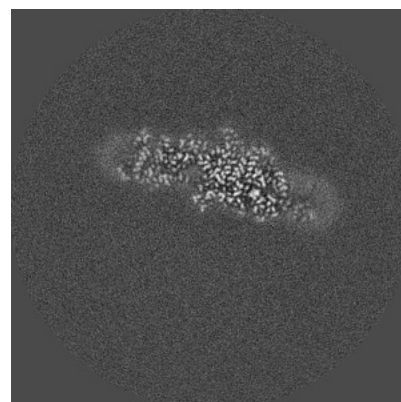
6.2.2 Raw map



X Index: 180



Y Index: 180

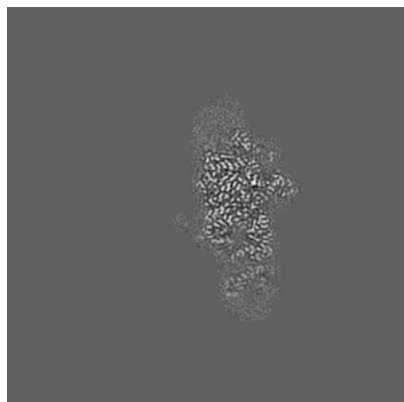


Z Index: 180


The images above show central slices of the map in three orthogonal directions.

6.3 Largest variance slices [i](#)


6.3.1 Primary map



X Index: 210



Y Index: 214

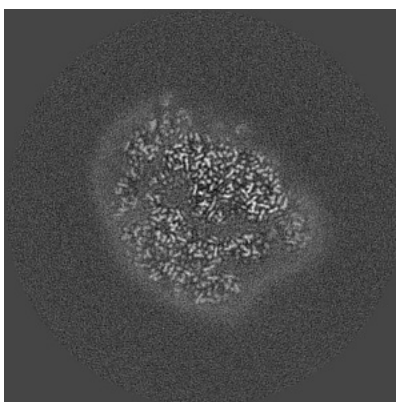


Z Index: 181

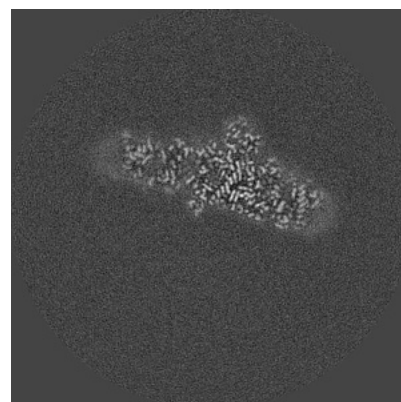
6.3.2 Raw map



X Index: 210



Y Index: 214




Z Index: 195

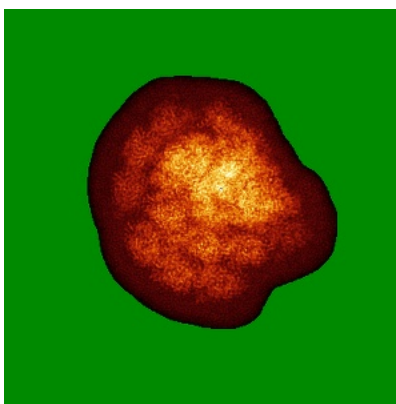
The images above show the largest variance slices of the map in three orthogonal directions.

6.4 Orthogonal standard-deviation projections (False-color) [i](#)


6.4.1 Primary map



X




Y

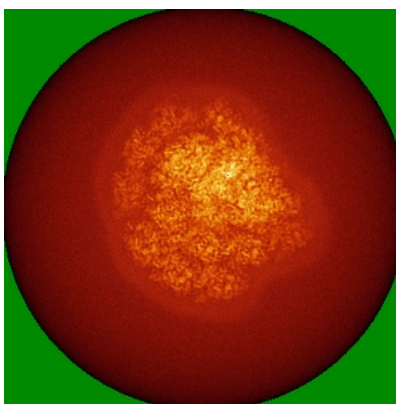


Z


6.4.2 Raw map



X



Y




Z

The images above show the map standard deviation projections with false color in three orthogonal directions. Minimum values are shown in green, max in blue, and dark to light orange shades represent small to large values respectively.

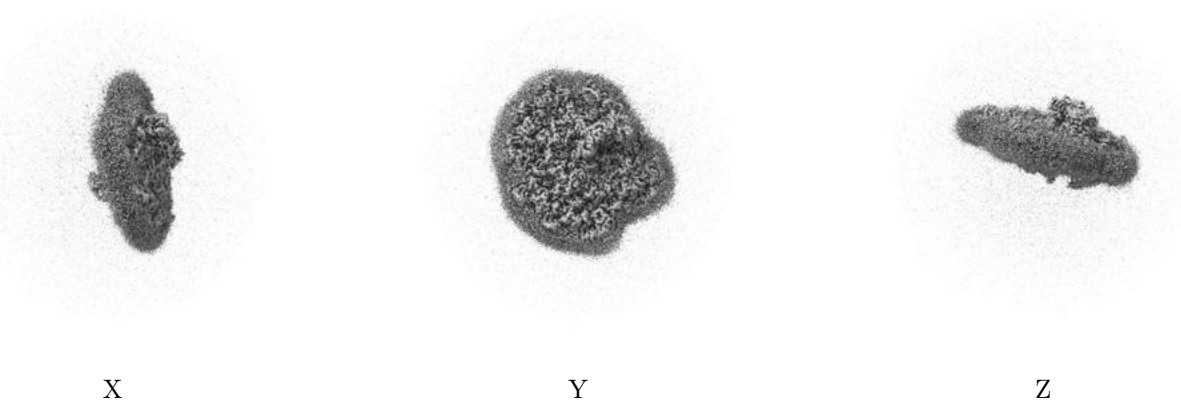
6.5 Orthogonal surface views [i](#)

6.5.1 Primary map



The images above show the 3D surface view of the map at the recommended contour level 0.02. These images, in conjunction with the slice images, may facilitate assessment of whether an appropriate contour level has been provided.

6.5.2 Raw map



These images show the 3D surface of the raw map. The raw map's contour level was selected so that its surface encloses the same volume as the primary map does at its recommended contour level.

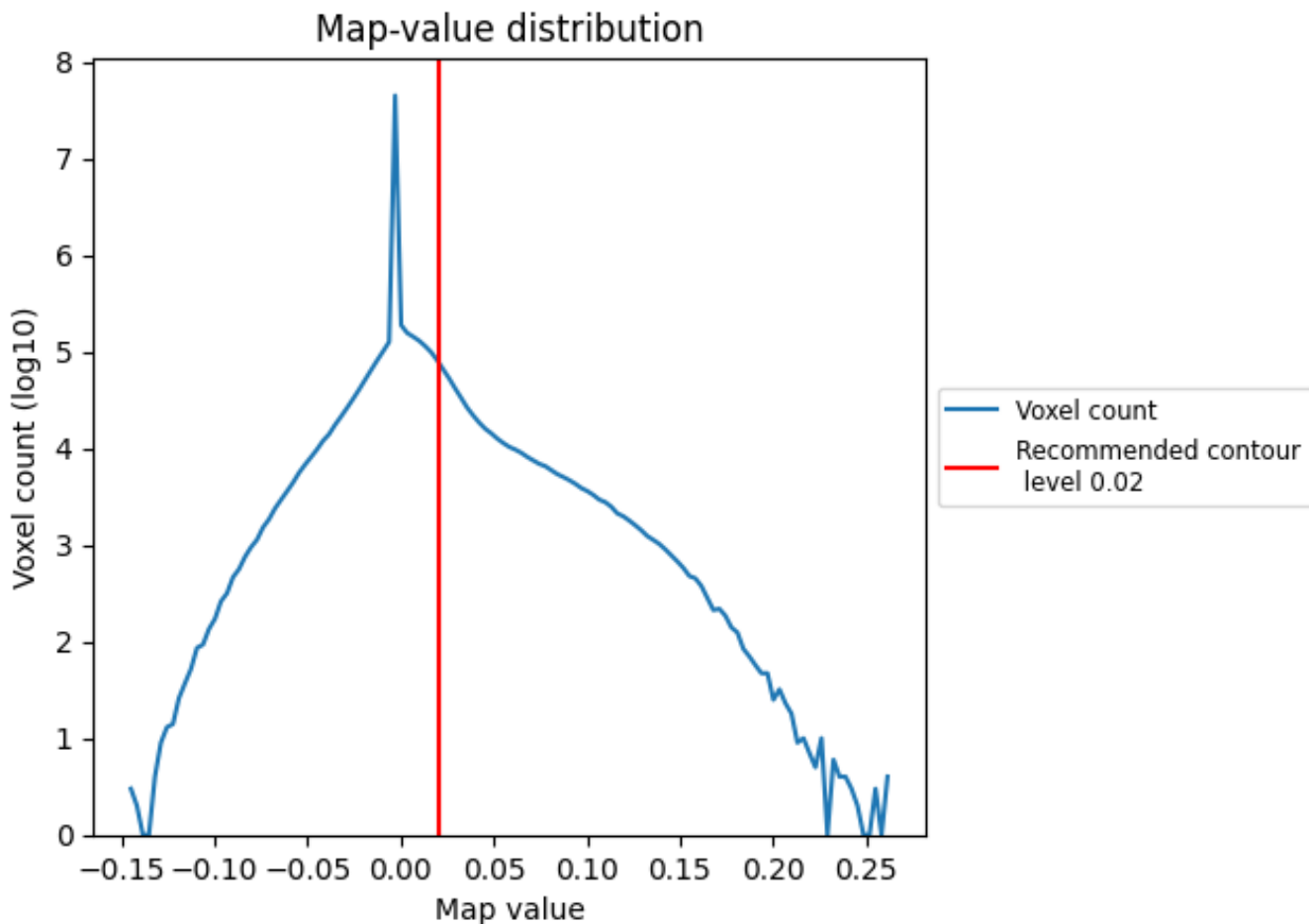
6.6 Mask visualisation [i](#)

This section was not generated. No masks/segmentation were deposited.

7 Map analysis [i](#)

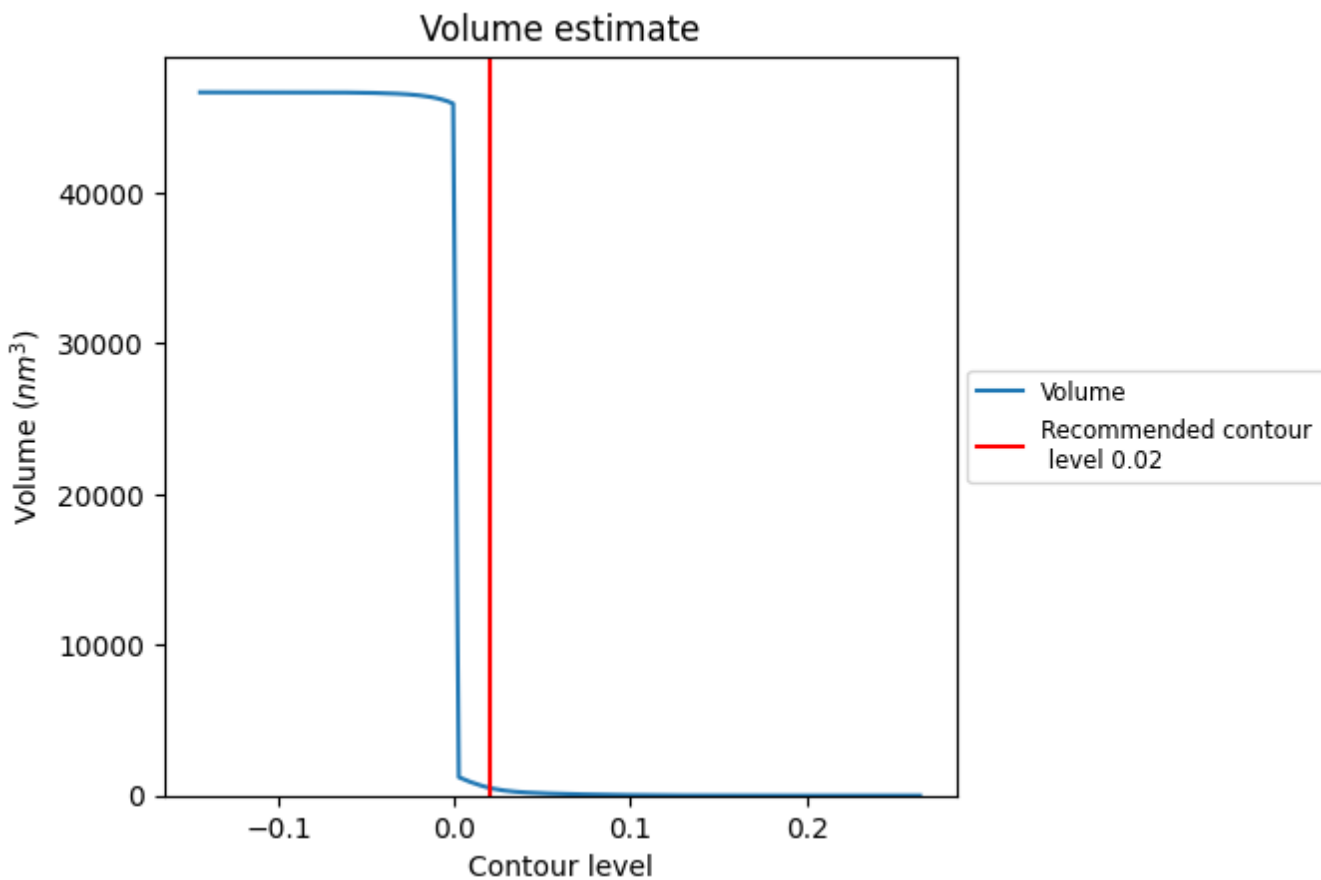
This section contains the results of statistical analysis of the map.

7.1 Map-value distribution [i](#)



The map-value distribution is plotted in 128 intervals along the x-axis. The y-axis is logarithmic. A spike in this graph at zero usually indicates that the volume has been masked.

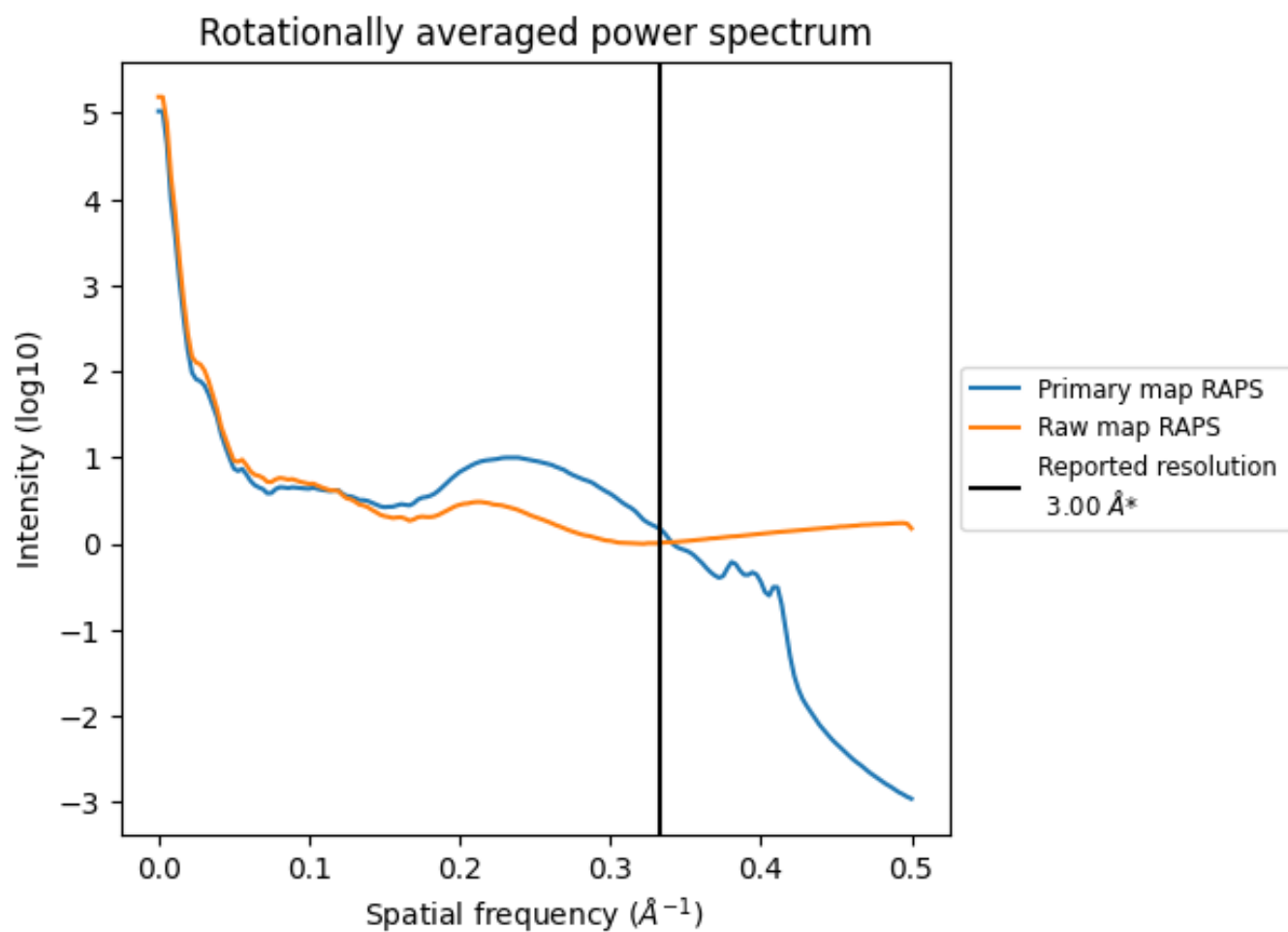
7.2 Volume estimate [i](#)



The volume at the recommended contour level is 508 nm³; this corresponds to an approximate mass of 459 kDa.

The volume estimate graph shows how the enclosed volume varies with the contour level. The recommended contour level is shown as a vertical line and the intersection between the line and the curve gives the volume of the enclosed surface at the given level.

7.3 Rotationally averaged power spectrum i

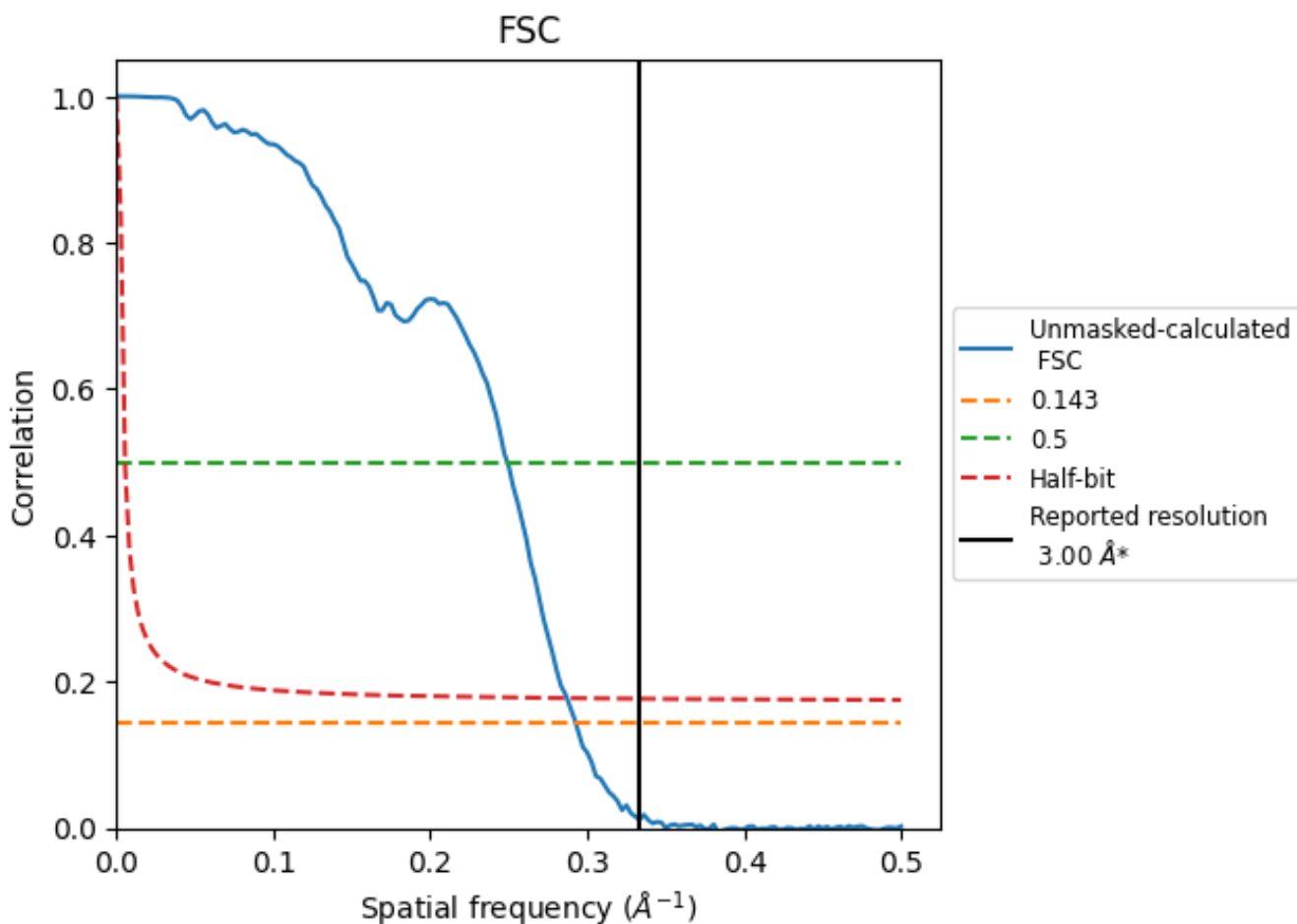


*Reported resolution corresponds to spatial frequency of 0.333 Å⁻¹

8 Fourier-Shell correlation [i](#)

Fourier-Shell Correlation (FSC) is the most commonly used method to estimate the resolution of single-particle and subtomogram-averaged maps. The shape of the curve depends on the imposed symmetry, mask and whether or not the two 3D reconstructions used were processed from a common reference. The reported resolution is shown as a black line. A curve is displayed for the half-bit criterion in addition to lines showing the 0.143 gold standard cut-off and 0.5 cut-off.

8.1 FSC [i](#)



*Reported resolution corresponds to spatial frequency of 0.333 Å⁻¹

8.2 Resolution estimates [i](#)

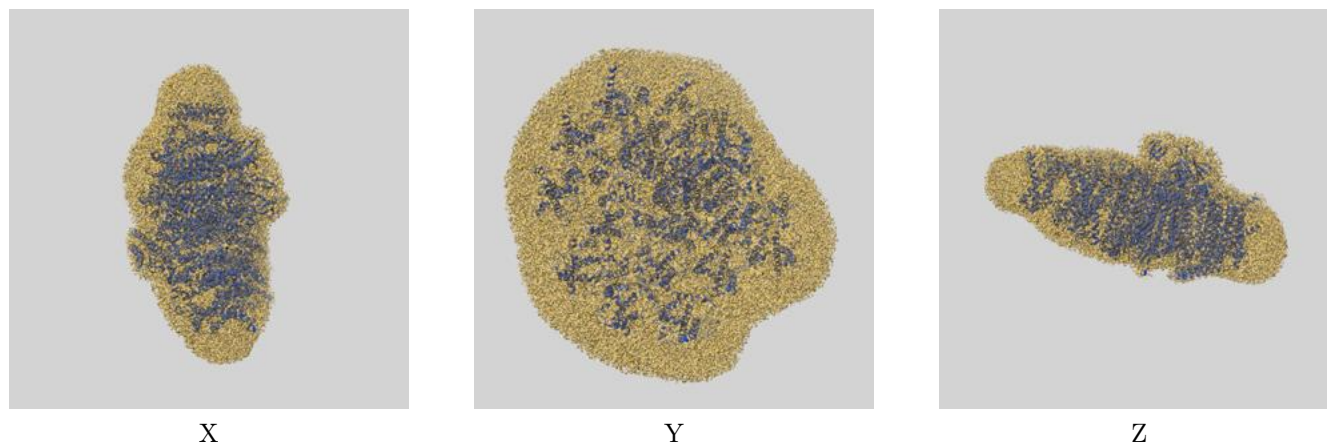
Resolution estimate (Å)	Estimation criterion (FSC cut-off)		
	0.143	0.5	Half-bit
Reported by author	3.00	-	-
Author-provided FSC curve	-	-	-
Unmasked-calculated*	3.42	4.01	3.48

*Resolution estimate based on FSC curve calculated by comparison of deposited half-maps. The value from deposited half-maps intersecting FSC 0.143 CUT-OFF 3.42 differs from the reported value 3.0 by more than 10 %

9 Map-model fit [i](#)

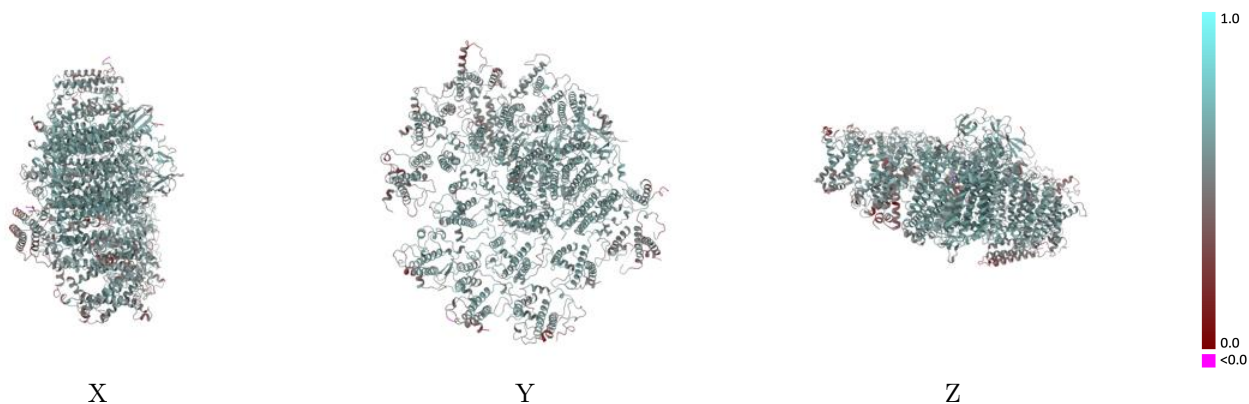
This section contains information regarding the fit between EMDB map EMD-37654 and PDB model 8WMJ. Per-residue inclusion information can be found in section [3](#) on page [36](#).

9.1 Map-model overlay [i](#)




The images above show the 3D surface view of the map at the recommended contour level 0.02 at 50% transparency in yellow overlaid with a ribbon representation of the model coloured in blue. These images allow for the visual assessment of the quality of fit between the atomic model and the map.

9.2 Q-score mapped to coordinate model [i](#)



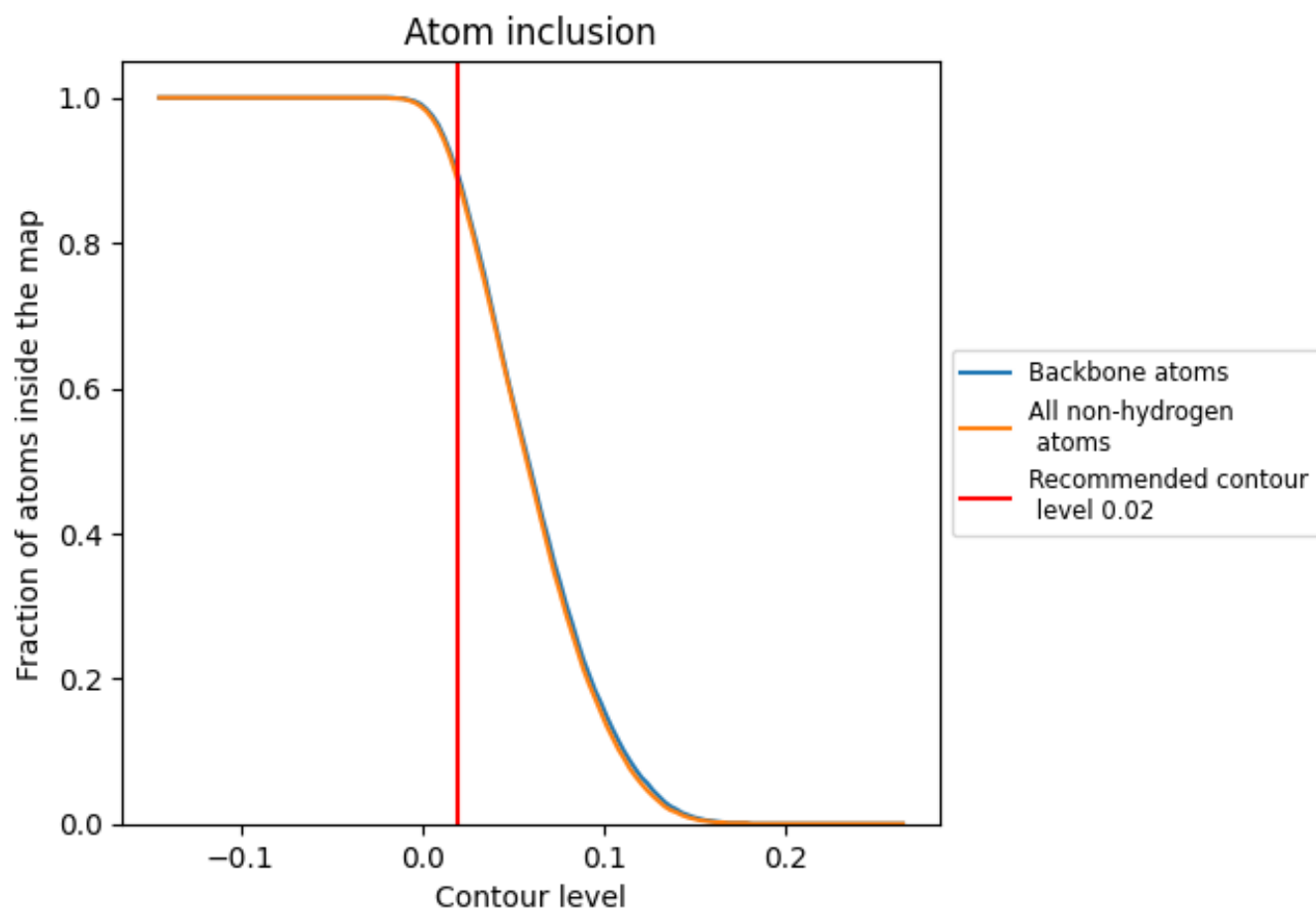
The images above show the model with each residue coloured according to its Q-score. This shows their resolvability in the map with higher Q-score values reflecting better resolvability. Please note: Q-score is calculating the resolvability of atoms, and thus high values are only expected at resolutions at which atoms can be resolved. Low Q-score values may therefore be expected for many entries.

9.3 Atom inclusion mapped to coordinate model [i](#)



The images above show the model with each residue coloured according to its atom inclusion. This shows to what extent they are inside the map at the recommended contour level (0.02).





















































9.4 Atom inclusion [i](#)



At the recommended contour level, 89% of all backbone atoms, 88% of all non-hydrogen atoms, are inside the map.

9.5 Map-model fit summary

The table lists the average atom inclusion at the recommended contour level (0.02) and Q-score for the entire model and for each chain.

Chain	Atom inclusion	Q-score
All	 0.8830	 0.5530
A	 0.9460	 0.6100
B	 0.9530	 0.6120
C	 0.9410	 0.5910
D	 0.8900	 0.5580
E	 0.8850	 0.5500
F	 0.9220	 0.5840
I	 0.8940	 0.5780
J	 0.9300	 0.5920
K	 0.8240	 0.5130
L	 0.8430	 0.5350
M	 0.8910	 0.5650
Q	 0.6840	 0.4300
R	 0.9010	 0.5660
a	 0.9300	 0.5780
b	 0.9160	 0.5800
c	 0.8770	 0.5500
d	 0.7380	 0.4250
h	 0.8570	 0.5310
i	 0.7650	 0.4540
j	 0.8170	 0.4980
k	 0.7670	 0.4580
l	 0.8590	 0.5230
m	 0.8690	 0.5300
n	 0.8230	 0.5000
s	 0.9030	 0.5690

