



wwPDB EM Validation Summary Report ⓘ

Oct 28, 2024 – 02:51 PM JST

PDB ID : 8WRM
EMDB ID : EMD-37781
Title : XBB.1.5 spike protein in complex with ACE2
Authors : Feng, L.L.; Feng, L.L.
Deposited on : 2023-10-15
Resolution : 4.34 Å(reported)

This is a wwPDB EM Validation Summary Report for a publicly released PDB entry.

We welcome your comments at validation@mail.wwpdb.org

A user guide is available at

<https://www.wwpdb.org/validation/2017/EMValidationReportHelp>

with specific help available everywhere you see the ⓘ symbol.

The types of validation reports are described at

<http://www.wwpdb.org/validation/2017/FAQs#types>.

The following versions of software and data (see [references ⓘ](#)) were used in the production of this report:

EMDB validation analysis : **FAILED**
MolProbity : 4.02b-467
Percentile statistics : 20231227.v01 (using entries in the PDB archive December 27th 2023)
MapQ : **FAILED**
Ideal geometry (proteins) : Engh & Huber (2001)
Ideal geometry (DNA, RNA) : Parkinson et al. (1996)
Validation Pipeline (wwPDB-VP) : 2.39

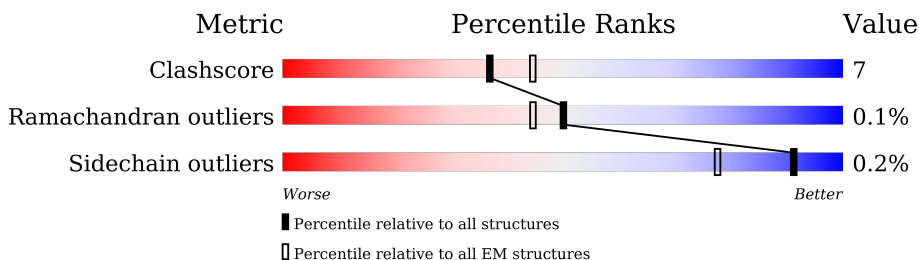
1 Overall quality at a glance

The following experimental techniques were used to determine the structure:

ELECTRON MICROSCOPY

The reported resolution of this entry is 4.34 Å.

Percentile scores (ranging between 0-100) for global validation metrics of the entry are shown in the following graphic. The table shows the number of entries on which the scores are based.



| Metric | Whole archive (#Entries) | EM structures (#Entries) |
|-----------------------|-----------------------------|-----------------------------|
| Clashscore | 210492 | 15764 |
| Ramachandran outliers | 207382 | 16835 |
| Sidechain outliers | 206894 | 16415 |

The table below summarises the geometric issues observed across the polymeric chains and their fit to the map. The red, orange, yellow and green segments of the bar indicate the fraction of residues that contain outliers for ≥ 3 , 2, 1 and 0 types of geometric quality criteria respectively. A grey segment represents the fraction of residues that are not modelled. The numeric value for each fraction is indicated below the corresponding segment, with a dot representing fractions $\leq 5\%$

| Mol | Chain | Length | Quality of chain |
|-----|-------|--------|------------------|
| 1 | C | 1221 | |
| 1 | F | 1221 | |
| 1 | G | 1221 | |
| 2 | D | 594 | |

2 Entry composition [i](#)

There are 2 unique types of molecules in this entry. The entry contains 29931 atoms, of which 0 are hydrogens and 0 are deuteriums.

In the tables below, the AltConf column contains the number of residues with at least one atom in alternate conformation and the Trace column contains the number of residues modelled with at most 2 atoms.

- Molecule 1 is a protein called Spike glycoprotein.

| Mol | Chain | Residues | Atoms | | | | | AltConf | Trace |
|-----|-------|----------|-------|------|------|------|----|---------|-------|
| | | | Total | C | N | O | S | | |
| 1 | F | 1066 | 8360 | 5346 | 1396 | 1579 | 39 | 0 | 0 |
| 1 | G | 1066 | 8359 | 5344 | 1396 | 1580 | 39 | 0 | 0 |
| 1 | C | 1067 | 8367 | 5350 | 1397 | 1581 | 39 | 0 | 0 |

There are 372 discrepancies between the modelled and reference sequences:

| Chain | Residue | Modelled | Actual | Comment | Reference |
|-------|---------|----------|--------|----------|------------|
| F | 19 | ILE | THR | variant | UNP P0DTC2 |
| F | 26 | GLN | PRO | conflict | UNP P0DTC2 |
| F | 27 | SER | ALA | conflict | UNP P0DTC2 |
| F | 83 | ALA | VAL | variant | UNP P0DTC2 |
| F | 142 | ASP | GLY | variant | UNP P0DTC2 |
| F | 146 | GLN | HIS | variant | UNP P0DTC2 |
| F | 183 | GLU | GLN | variant | UNP P0DTC2 |
| F | 213 | GLU | VAL | variant | UNP P0DTC2 |
| F | 252 | VAL | GLY | variant | UNP P0DTC2 |
| F | 339 | HIS | GLY | variant | UNP P0DTC2 |
| F | 346 | THR | ARG | variant | UNP P0DTC2 |
| F | 368 | ILE | LEU | variant | UNP P0DTC2 |
| F | 371 | PHE | SER | variant | UNP P0DTC2 |
| F | 373 | PRO | SER | variant | UNP P0DTC2 |
| F | 375 | PHE | SER | variant | UNP P0DTC2 |
| F | 376 | ALA | THR | variant | UNP P0DTC2 |
| F | 405 | ASN | ASP | variant | UNP P0DTC2 |
| F | 408 | SER | ARG | variant | UNP P0DTC2 |
| F | 417 | ASN | LYS | variant | UNP P0DTC2 |
| F | 440 | LYS | ASN | variant | UNP P0DTC2 |
| F | 445 | PRO | VAL | variant | UNP P0DTC2 |
| F | 446 | SER | GLY | variant | UNP P0DTC2 |
| F | 460 | LYS | ASN | variant | UNP P0DTC2 |
| F | 477 | ASN | SER | variant | UNP P0DTC2 |

Continued on next page...

Continued from previous page...

| Chain | Residue | Modelled | Actual | Comment | Reference |
|-------|---------|----------|--------|----------------|------------|
| F | 478 | LYS | THR | variant | UNP P0DTC2 |
| F | 484 | ALA | GLU | variant | UNP P0DTC2 |
| F | 486 | PRO | PHE | variant | UNP P0DTC2 |
| F | 490 | SER | PHE | variant | UNP P0DTC2 |
| F | 498 | ARG | GLN | variant | UNP P0DTC2 |
| F | 501 | TYR | ASN | variant | UNP P0DTC2 |
| F | 505 | HIS | TYR | variant | UNP P0DTC2 |
| F | 614 | GLY | ASP | variant | UNP P0DTC2 |
| F | 655 | TYR | HIS | variant | UNP P0DTC2 |
| F | 764 | LYS | ASN | variant | UNP P0DTC2 |
| F | 796 | TYR | ASP | variant | UNP P0DTC2 |
| F | 817 | PRO | PHE | conflict | UNP P0DTC2 |
| F | 892 | PRO | ALA | conflict | UNP P0DTC2 |
| F | 899 | PRO | ALA | conflict | UNP P0DTC2 |
| F | 942 | PRO | ALA | conflict | UNP P0DTC2 |
| F | 954 | HIS | GLN | variant | UNP P0DTC2 |
| F | 969 | LYS | ASN | variant | UNP P0DTC2 |
| F | 986 | PRO | LYS | variant | UNP P0DTC2 |
| F | 987 | PRO | VAL | variant | UNP P0DTC2 |
| F | 1141 | GLY | - | expression tag | UNP P0DTC2 |
| F | 1142 | GLY | - | expression tag | UNP P0DTC2 |
| F | 1143 | SER | - | expression tag | UNP P0DTC2 |
| F | 1144 | GLY | - | expression tag | UNP P0DTC2 |
| F | 1145 | GLY | - | expression tag | UNP P0DTC2 |
| F | 1146 | SER | - | expression tag | UNP P0DTC2 |
| F | 1147 | TYR | - | expression tag | UNP P0DTC2 |
| F | 1148 | ILE | - | expression tag | UNP P0DTC2 |
| F | 1149 | PRO | - | expression tag | UNP P0DTC2 |
| F | 1150 | GLU | - | expression tag | UNP P0DTC2 |
| F | 1151 | ALA | - | expression tag | UNP P0DTC2 |
| F | 1152 | PRO | - | expression tag | UNP P0DTC2 |
| F | 1153 | ARG | - | expression tag | UNP P0DTC2 |
| F | 1154 | ASP | - | expression tag | UNP P0DTC2 |
| F | 1155 | GLY | - | expression tag | UNP P0DTC2 |
| F | 1156 | GLN | - | expression tag | UNP P0DTC2 |
| F | 1157 | ALA | - | expression tag | UNP P0DTC2 |
| F | 1158 | TYR | - | expression tag | UNP P0DTC2 |
| F | 1159 | VAL | - | expression tag | UNP P0DTC2 |
| F | 1160 | ARG | - | expression tag | UNP P0DTC2 |
| F | 1161 | LYS | - | expression tag | UNP P0DTC2 |
| F | 1162 | ASP | - | expression tag | UNP P0DTC2 |
| F | 1163 | GLY | - | expression tag | UNP P0DTC2 |

Continued on next page...

Continued from previous page...

| Chain | Residue | Modelled | Actual | Comment | Reference |
|-------|---------|----------|--------|----------------|------------|
| F | 1164 | GLU | - | expression tag | UNP P0DTC2 |
| F | 1165 | TRP | - | expression tag | UNP P0DTC2 |
| F | 1166 | VAL | - | expression tag | UNP P0DTC2 |
| F | 1167 | LEU | - | expression tag | UNP P0DTC2 |
| F | 1168 | LEU | - | expression tag | UNP P0DTC2 |
| F | 1169 | SER | - | expression tag | UNP P0DTC2 |
| F | 1170 | THR | - | expression tag | UNP P0DTC2 |
| F | 1171 | PHE | - | expression tag | UNP P0DTC2 |
| F | 1172 | LEU | - | expression tag | UNP P0DTC2 |
| F | 1173 | GLY | - | expression tag | UNP P0DTC2 |
| F | 1174 | ARG | - | expression tag | UNP P0DTC2 |
| F | 1175 | SER | - | expression tag | UNP P0DTC2 |
| F | 1176 | LEU | - | expression tag | UNP P0DTC2 |
| F | 1177 | GLU | - | expression tag | UNP P0DTC2 |
| F | 1178 | VAL | - | expression tag | UNP P0DTC2 |
| F | 1179 | LEU | - | expression tag | UNP P0DTC2 |
| F | 1180 | PHE | - | expression tag | UNP P0DTC2 |
| F | 1181 | GLN | - | expression tag | UNP P0DTC2 |
| F | 1182 | GLY | - | expression tag | UNP P0DTC2 |
| F | 1183 | PRO | - | expression tag | UNP P0DTC2 |
| F | 1184 | GLY | - | expression tag | UNP P0DTC2 |
| F | 1185 | TRP | - | expression tag | UNP P0DTC2 |
| F | 1186 | SER | - | expression tag | UNP P0DTC2 |
| F | 1187 | HIS | - | expression tag | UNP P0DTC2 |
| F | 1188 | PRO | - | expression tag | UNP P0DTC2 |
| F | 1189 | GLN | - | expression tag | UNP P0DTC2 |
| F | 1190 | PHE | - | expression tag | UNP P0DTC2 |
| F | 1191 | GLU | - | expression tag | UNP P0DTC2 |
| F | 1192 | LYS | - | expression tag | UNP P0DTC2 |
| F | 1193 | GLY | - | expression tag | UNP P0DTC2 |
| F | 1194 | GLY | - | expression tag | UNP P0DTC2 |
| F | 1195 | GLY | - | expression tag | UNP P0DTC2 |
| F | 1196 | SER | - | expression tag | UNP P0DTC2 |
| F | 1197 | GLY | - | expression tag | UNP P0DTC2 |
| F | 1198 | GLY | - | expression tag | UNP P0DTC2 |
| F | 1199 | GLY | - | expression tag | UNP P0DTC2 |
| F | 1200 | SER | - | expression tag | UNP P0DTC2 |
| F | 1201 | GLY | - | expression tag | UNP P0DTC2 |
| F | 1202 | GLY | - | expression tag | UNP P0DTC2 |
| F | 1203 | SER | - | expression tag | UNP P0DTC2 |
| F | 1204 | SER | - | expression tag | UNP P0DTC2 |
| F | 1205 | ALA | - | expression tag | UNP P0DTC2 |

Continued on next page...

Continued from previous page...

| Chain | Residue | Modelled | Actual | Comment | Reference |
|-------|---------|----------|--------|----------------|------------|
| F | 1206 | TRP | - | expression tag | UNP P0DTC2 |
| F | 1207 | SER | - | expression tag | UNP P0DTC2 |
| F | 1208 | HIS | - | expression tag | UNP P0DTC2 |
| F | 1209 | PRO | - | expression tag | UNP P0DTC2 |
| F | 1210 | GLN | - | expression tag | UNP P0DTC2 |
| F | 1211 | PHE | - | expression tag | UNP P0DTC2 |
| F | 1212 | GLU | - | expression tag | UNP P0DTC2 |
| F | 1213 | LYS | - | expression tag | UNP P0DTC2 |
| F | 1214 | HIS | - | expression tag | UNP P0DTC2 |
| F | 1215 | HIS | - | expression tag | UNP P0DTC2 |
| F | 1216 | HIS | - | expression tag | UNP P0DTC2 |
| F | 1217 | HIS | - | expression tag | UNP P0DTC2 |
| F | 1218 | HIS | - | expression tag | UNP P0DTC2 |
| F | 1219 | HIS | - | expression tag | UNP P0DTC2 |
| F | 1220 | HIS | - | expression tag | UNP P0DTC2 |
| F | 1221 | HIS | - | expression tag | UNP P0DTC2 |
| G | 19 | ILE | THR | variant | UNP P0DTC2 |
| G | 26 | GLN | PRO | conflict | UNP P0DTC2 |
| G | 27 | SER | ALA | conflict | UNP P0DTC2 |
| G | 83 | ALA | VAL | variant | UNP P0DTC2 |
| G | 142 | ASP | GLY | variant | UNP P0DTC2 |
| G | 146 | GLN | HIS | variant | UNP P0DTC2 |
| G | 183 | GLU | GLN | variant | UNP P0DTC2 |
| G | 213 | GLU | VAL | variant | UNP P0DTC2 |
| G | 252 | VAL | GLY | variant | UNP P0DTC2 |
| G | 339 | HIS | GLY | variant | UNP P0DTC2 |
| G | 346 | THR | ARG | variant | UNP P0DTC2 |
| G | 368 | ILE | LEU | variant | UNP P0DTC2 |
| G | 371 | PHE | SER | variant | UNP P0DTC2 |
| G | 373 | PRO | SER | variant | UNP P0DTC2 |
| G | 375 | PHE | SER | variant | UNP P0DTC2 |
| G | 376 | ALA | THR | variant | UNP P0DTC2 |
| G | 405 | ASN | ASP | variant | UNP P0DTC2 |
| G | 408 | SER | ARG | variant | UNP P0DTC2 |
| G | 417 | ASN | LYS | variant | UNP P0DTC2 |
| G | 440 | LYS | ASN | variant | UNP P0DTC2 |
| G | 445 | PRO | VAL | variant | UNP P0DTC2 |
| G | 446 | SER | GLY | variant | UNP P0DTC2 |
| G | 460 | LYS | ASN | variant | UNP P0DTC2 |
| G | 477 | ASN | SER | variant | UNP P0DTC2 |
| G | 478 | LYS | THR | variant | UNP P0DTC2 |
| G | 484 | ALA | GLU | variant | UNP P0DTC2 |

Continued on next page...

Continued from previous page...

| Chain | Residue | Modelled | Actual | Comment | Reference |
|-------|---------|----------|--------|----------------|------------|
| G | 486 | PRO | PHE | variant | UNP P0DTC2 |
| G | 490 | SER | PHE | variant | UNP P0DTC2 |
| G | 498 | ARG | GLN | variant | UNP P0DTC2 |
| G | 501 | TYR | ASN | variant | UNP P0DTC2 |
| G | 505 | HIS | TYR | variant | UNP P0DTC2 |
| G | 614 | GLY | ASP | variant | UNP P0DTC2 |
| G | 655 | TYR | HIS | variant | UNP P0DTC2 |
| G | 764 | LYS | ASN | variant | UNP P0DTC2 |
| G | 796 | TYR | ASP | variant | UNP P0DTC2 |
| G | 817 | PRO | PHE | conflict | UNP P0DTC2 |
| G | 892 | PRO | ALA | conflict | UNP P0DTC2 |
| G | 899 | PRO | ALA | conflict | UNP P0DTC2 |
| G | 942 | PRO | ALA | conflict | UNP P0DTC2 |
| G | 954 | HIS | GLN | variant | UNP P0DTC2 |
| G | 969 | LYS | ASN | variant | UNP P0DTC2 |
| G | 986 | PRO | LYS | variant | UNP P0DTC2 |
| G | 987 | PRO | VAL | variant | UNP P0DTC2 |
| G | 1141 | GLY | - | expression tag | UNP P0DTC2 |
| G | 1142 | GLY | - | expression tag | UNP P0DTC2 |
| G | 1143 | SER | - | expression tag | UNP P0DTC2 |
| G | 1144 | GLY | - | expression tag | UNP P0DTC2 |
| G | 1145 | GLY | - | expression tag | UNP P0DTC2 |
| G | 1146 | SER | - | expression tag | UNP P0DTC2 |
| G | 1147 | TYR | - | expression tag | UNP P0DTC2 |
| G | 1148 | ILE | - | expression tag | UNP P0DTC2 |
| G | 1149 | PRO | - | expression tag | UNP P0DTC2 |
| G | 1150 | GLU | - | expression tag | UNP P0DTC2 |
| G | 1151 | ALA | - | expression tag | UNP P0DTC2 |
| G | 1152 | PRO | - | expression tag | UNP P0DTC2 |
| G | 1153 | ARG | - | expression tag | UNP P0DTC2 |
| G | 1154 | ASP | - | expression tag | UNP P0DTC2 |
| G | 1155 | GLY | - | expression tag | UNP P0DTC2 |
| G | 1156 | GLN | - | expression tag | UNP P0DTC2 |
| G | 1157 | ALA | - | expression tag | UNP P0DTC2 |
| G | 1158 | TYR | - | expression tag | UNP P0DTC2 |
| G | 1159 | VAL | - | expression tag | UNP P0DTC2 |
| G | 1160 | ARG | - | expression tag | UNP P0DTC2 |
| G | 1161 | LYS | - | expression tag | UNP P0DTC2 |
| G | 1162 | ASP | - | expression tag | UNP P0DTC2 |
| G | 1163 | GLY | - | expression tag | UNP P0DTC2 |
| G | 1164 | GLU | - | expression tag | UNP P0DTC2 |
| G | 1165 | TRP | - | expression tag | UNP P0DTC2 |

Continued on next page...

Continued from previous page...

| Chain | Residue | Modelled | Actual | Comment | Reference |
|-------|---------|----------|--------|----------------|------------|
| G | 1166 | VAL | - | expression tag | UNP P0DTC2 |
| G | 1167 | LEU | - | expression tag | UNP P0DTC2 |
| G | 1168 | LEU | - | expression tag | UNP P0DTC2 |
| G | 1169 | SER | - | expression tag | UNP P0DTC2 |
| G | 1170 | THR | - | expression tag | UNP P0DTC2 |
| G | 1171 | PHE | - | expression tag | UNP P0DTC2 |
| G | 1172 | LEU | - | expression tag | UNP P0DTC2 |
| G | 1173 | GLY | - | expression tag | UNP P0DTC2 |
| G | 1174 | ARG | - | expression tag | UNP P0DTC2 |
| G | 1175 | SER | - | expression tag | UNP P0DTC2 |
| G | 1176 | LEU | - | expression tag | UNP P0DTC2 |
| G | 1177 | GLU | - | expression tag | UNP P0DTC2 |
| G | 1178 | VAL | - | expression tag | UNP P0DTC2 |
| G | 1179 | LEU | - | expression tag | UNP P0DTC2 |
| G | 1180 | PHE | - | expression tag | UNP P0DTC2 |
| G | 1181 | GLN | - | expression tag | UNP P0DTC2 |
| G | 1182 | GLY | - | expression tag | UNP P0DTC2 |
| G | 1183 | PRO | - | expression tag | UNP P0DTC2 |
| G | 1184 | GLY | - | expression tag | UNP P0DTC2 |
| G | 1185 | TRP | - | expression tag | UNP P0DTC2 |
| G | 1186 | SER | - | expression tag | UNP P0DTC2 |
| G | 1187 | HIS | - | expression tag | UNP P0DTC2 |
| G | 1188 | PRO | - | expression tag | UNP P0DTC2 |
| G | 1189 | GLN | - | expression tag | UNP P0DTC2 |
| G | 1190 | PHE | - | expression tag | UNP P0DTC2 |
| G | 1191 | GLU | - | expression tag | UNP P0DTC2 |
| G | 1192 | LYS | - | expression tag | UNP P0DTC2 |
| G | 1193 | GLY | - | expression tag | UNP P0DTC2 |
| G | 1194 | GLY | - | expression tag | UNP P0DTC2 |
| G | 1195 | GLY | - | expression tag | UNP P0DTC2 |
| G | 1196 | SER | - | expression tag | UNP P0DTC2 |
| G | 1197 | GLY | - | expression tag | UNP P0DTC2 |
| G | 1198 | GLY | - | expression tag | UNP P0DTC2 |
| G | 1199 | GLY | - | expression tag | UNP P0DTC2 |
| G | 1200 | SER | - | expression tag | UNP P0DTC2 |
| G | 1201 | GLY | - | expression tag | UNP P0DTC2 |
| G | 1202 | GLY | - | expression tag | UNP P0DTC2 |
| G | 1203 | SER | - | expression tag | UNP P0DTC2 |
| G | 1204 | SER | - | expression tag | UNP P0DTC2 |
| G | 1205 | ALA | - | expression tag | UNP P0DTC2 |
| G | 1206 | TRP | - | expression tag | UNP P0DTC2 |
| G | 1207 | SER | - | expression tag | UNP P0DTC2 |

Continued on next page...

Continued from previous page...

| Chain | Residue | Modelled | Actual | Comment | Reference |
|-------|---------|----------|--------|----------------|------------|
| G | 1208 | HIS | - | expression tag | UNP P0DTC2 |
| G | 1209 | PRO | - | expression tag | UNP P0DTC2 |
| G | 1210 | GLN | - | expression tag | UNP P0DTC2 |
| G | 1211 | PHE | - | expression tag | UNP P0DTC2 |
| G | 1212 | GLU | - | expression tag | UNP P0DTC2 |
| G | 1213 | LYS | - | expression tag | UNP P0DTC2 |
| G | 1214 | HIS | - | expression tag | UNP P0DTC2 |
| G | 1215 | HIS | - | expression tag | UNP P0DTC2 |
| G | 1216 | HIS | - | expression tag | UNP P0DTC2 |
| G | 1217 | HIS | - | expression tag | UNP P0DTC2 |
| G | 1218 | HIS | - | expression tag | UNP P0DTC2 |
| G | 1219 | HIS | - | expression tag | UNP P0DTC2 |
| G | 1220 | HIS | - | expression tag | UNP P0DTC2 |
| G | 1221 | HIS | - | expression tag | UNP P0DTC2 |
| C | 19 | ILE | THR | variant | UNP P0DTC2 |
| C | 26 | GLN | PRO | conflict | UNP P0DTC2 |
| C | 27 | SER | ALA | conflict | UNP P0DTC2 |
| C | 83 | ALA | VAL | variant | UNP P0DTC2 |
| C | 142 | ASP | GLY | variant | UNP P0DTC2 |
| C | 146 | GLN | HIS | variant | UNP P0DTC2 |
| C | 183 | GLU | GLN | variant | UNP P0DTC2 |
| C | 213 | GLU | VAL | variant | UNP P0DTC2 |
| C | 252 | VAL | GLY | variant | UNP P0DTC2 |
| C | 339 | HIS | GLY | variant | UNP P0DTC2 |
| C | 346 | THR | ARG | variant | UNP P0DTC2 |
| C | 368 | ILE | LEU | variant | UNP P0DTC2 |
| C | 371 | PHE | SER | variant | UNP P0DTC2 |
| C | 373 | PRO | SER | variant | UNP P0DTC2 |
| C | 375 | PHE | SER | variant | UNP P0DTC2 |
| C | 376 | ALA | THR | variant | UNP P0DTC2 |
| C | 405 | ASN | ASP | variant | UNP P0DTC2 |
| C | 408 | SER | ARG | variant | UNP P0DTC2 |
| C | 417 | ASN | LYS | variant | UNP P0DTC2 |
| C | 440 | LYS | ASN | variant | UNP P0DTC2 |
| C | 445 | PRO | VAL | variant | UNP P0DTC2 |
| C | 446 | SER | GLY | variant | UNP P0DTC2 |
| C | 460 | LYS | ASN | variant | UNP P0DTC2 |
| C | 477 | ASN | SER | variant | UNP P0DTC2 |
| C | 478 | LYS | THR | variant | UNP P0DTC2 |
| C | 484 | ALA | GLU | variant | UNP P0DTC2 |
| C | 486 | PRO | PHE | variant | UNP P0DTC2 |
| C | 490 | SER | PHE | variant | UNP P0DTC2 |

Continued on next page...

Continued from previous page...

| Chain | Residue | Modelled | Actual | Comment | Reference |
|-------|---------|----------|--------|----------------|------------|
| C | 498 | ARG | GLN | variant | UNP P0DTC2 |
| C | 501 | TYR | ASN | variant | UNP P0DTC2 |
| C | 505 | HIS | TYR | variant | UNP P0DTC2 |
| C | 614 | GLY | ASP | variant | UNP P0DTC2 |
| C | 655 | TYR | HIS | variant | UNP P0DTC2 |
| C | 764 | LYS | ASN | variant | UNP P0DTC2 |
| C | 796 | TYR | ASP | variant | UNP P0DTC2 |
| C | 817 | PRO | PHE | conflict | UNP P0DTC2 |
| C | 892 | PRO | ALA | conflict | UNP P0DTC2 |
| C | 899 | PRO | ALA | conflict | UNP P0DTC2 |
| C | 942 | PRO | ALA | conflict | UNP P0DTC2 |
| C | 954 | HIS | GLN | variant | UNP P0DTC2 |
| C | 969 | LYS | ASN | variant | UNP P0DTC2 |
| C | 986 | PRO | LYS | variant | UNP P0DTC2 |
| C | 987 | PRO | VAL | variant | UNP P0DTC2 |
| C | 1141 | GLY | - | expression tag | UNP P0DTC2 |
| C | 1142 | GLY | - | expression tag | UNP P0DTC2 |
| C | 1143 | SER | - | expression tag | UNP P0DTC2 |
| C | 1144 | GLY | - | expression tag | UNP P0DTC2 |
| C | 1145 | GLY | - | expression tag | UNP P0DTC2 |
| C | 1146 | SER | - | expression tag | UNP P0DTC2 |
| C | 1147 | TYR | - | expression tag | UNP P0DTC2 |
| C | 1148 | ILE | - | expression tag | UNP P0DTC2 |
| C | 1149 | PRO | - | expression tag | UNP P0DTC2 |
| C | 1150 | GLU | - | expression tag | UNP P0DTC2 |
| C | 1151 | ALA | - | expression tag | UNP P0DTC2 |
| C | 1152 | PRO | - | expression tag | UNP P0DTC2 |
| C | 1153 | ARG | - | expression tag | UNP P0DTC2 |
| C | 1154 | ASP | - | expression tag | UNP P0DTC2 |
| C | 1155 | GLY | - | expression tag | UNP P0DTC2 |
| C | 1156 | GLN | - | expression tag | UNP P0DTC2 |
| C | 1157 | ALA | - | expression tag | UNP P0DTC2 |
| C | 1158 | TYR | - | expression tag | UNP P0DTC2 |
| C | 1159 | VAL | - | expression tag | UNP P0DTC2 |
| C | 1160 | ARG | - | expression tag | UNP P0DTC2 |
| C | 1161 | LYS | - | expression tag | UNP P0DTC2 |
| C | 1162 | ASP | - | expression tag | UNP P0DTC2 |
| C | 1163 | GLY | - | expression tag | UNP P0DTC2 |
| C | 1164 | GLU | - | expression tag | UNP P0DTC2 |
| C | 1165 | TRP | - | expression tag | UNP P0DTC2 |
| C | 1166 | VAL | - | expression tag | UNP P0DTC2 |
| C | 1167 | LEU | - | expression tag | UNP P0DTC2 |

Continued on next page...

Continued from previous page...

| Chain | Residue | Modelled | Actual | Comment | Reference |
|-------|---------|----------|--------|----------------|------------|
| C | 1168 | LEU | - | expression tag | UNP P0DTC2 |
| C | 1169 | SER | - | expression tag | UNP P0DTC2 |
| C | 1170 | THR | - | expression tag | UNP P0DTC2 |
| C | 1171 | PHE | - | expression tag | UNP P0DTC2 |
| C | 1172 | LEU | - | expression tag | UNP P0DTC2 |
| C | 1173 | GLY | - | expression tag | UNP P0DTC2 |
| C | 1174 | ARG | - | expression tag | UNP P0DTC2 |
| C | 1175 | SER | - | expression tag | UNP P0DTC2 |
| C | 1176 | LEU | - | expression tag | UNP P0DTC2 |
| C | 1177 | GLU | - | expression tag | UNP P0DTC2 |
| C | 1178 | VAL | - | expression tag | UNP P0DTC2 |
| C | 1179 | LEU | - | expression tag | UNP P0DTC2 |
| C | 1180 | PHE | - | expression tag | UNP P0DTC2 |
| C | 1181 | GLN | - | expression tag | UNP P0DTC2 |
| C | 1182 | GLY | - | expression tag | UNP P0DTC2 |
| C | 1183 | PRO | - | expression tag | UNP P0DTC2 |
| C | 1184 | GLY | - | expression tag | UNP P0DTC2 |
| C | 1185 | TRP | - | expression tag | UNP P0DTC2 |
| C | 1186 | SER | - | expression tag | UNP P0DTC2 |
| C | 1187 | HIS | - | expression tag | UNP P0DTC2 |
| C | 1188 | PRO | - | expression tag | UNP P0DTC2 |
| C | 1189 | GLN | - | expression tag | UNP P0DTC2 |
| C | 1190 | PHE | - | expression tag | UNP P0DTC2 |
| C | 1191 | GLU | - | expression tag | UNP P0DTC2 |
| C | 1192 | LYS | - | expression tag | UNP P0DTC2 |
| C | 1193 | GLY | - | expression tag | UNP P0DTC2 |
| C | 1194 | GLY | - | expression tag | UNP P0DTC2 |
| C | 1195 | GLY | - | expression tag | UNP P0DTC2 |
| C | 1196 | SER | - | expression tag | UNP P0DTC2 |
| C | 1197 | GLY | - | expression tag | UNP P0DTC2 |
| C | 1198 | GLY | - | expression tag | UNP P0DTC2 |
| C | 1199 | GLY | - | expression tag | UNP P0DTC2 |
| C | 1200 | SER | - | expression tag | UNP P0DTC2 |
| C | 1201 | GLY | - | expression tag | UNP P0DTC2 |
| C | 1202 | GLY | - | expression tag | UNP P0DTC2 |
| C | 1203 | SER | - | expression tag | UNP P0DTC2 |
| C | 1204 | SER | - | expression tag | UNP P0DTC2 |
| C | 1205 | ALA | - | expression tag | UNP P0DTC2 |
| C | 1206 | TRP | - | expression tag | UNP P0DTC2 |
| C | 1207 | SER | - | expression tag | UNP P0DTC2 |
| C | 1208 | HIS | - | expression tag | UNP P0DTC2 |
| C | 1209 | PRO | - | expression tag | UNP P0DTC2 |

Continued on next page...

Continued from previous page...

| Chain | Residue | Modelled | Actual | Comment | Reference |
|-------|---------|----------|--------|----------------|------------|
| C | 1210 | GLN | - | expression tag | UNP P0DTC2 |
| C | 1211 | PHE | - | expression tag | UNP P0DTC2 |
| C | 1212 | GLU | - | expression tag | UNP P0DTC2 |
| C | 1213 | LYS | - | expression tag | UNP P0DTC2 |
| C | 1214 | HIS | - | expression tag | UNP P0DTC2 |
| C | 1215 | HIS | - | expression tag | UNP P0DTC2 |
| C | 1216 | HIS | - | expression tag | UNP P0DTC2 |
| C | 1217 | HIS | - | expression tag | UNP P0DTC2 |
| C | 1218 | HIS | - | expression tag | UNP P0DTC2 |
| C | 1219 | HIS | - | expression tag | UNP P0DTC2 |
| C | 1220 | HIS | - | expression tag | UNP P0DTC2 |
| C | 1221 | HIS | - | expression tag | UNP P0DTC2 |


- Molecule 2 is a protein called Processed angiotensin-converting enzyme 2.

| Mol | Chain | Residues | Atoms | | | | | AltConf | Trace |
|-----|-------|----------|-------|------|-----|-----|----|---------|-------|
| | | | Total | C | N | O | S | | |
| 2 | D | 594 | 4845 | 3099 | 803 | 914 | 29 | 0 | 0 |

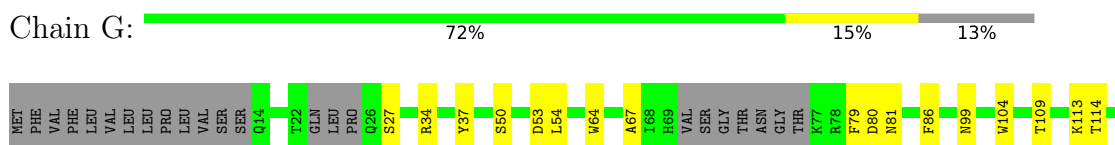
3 Residue-property plots [i](#)

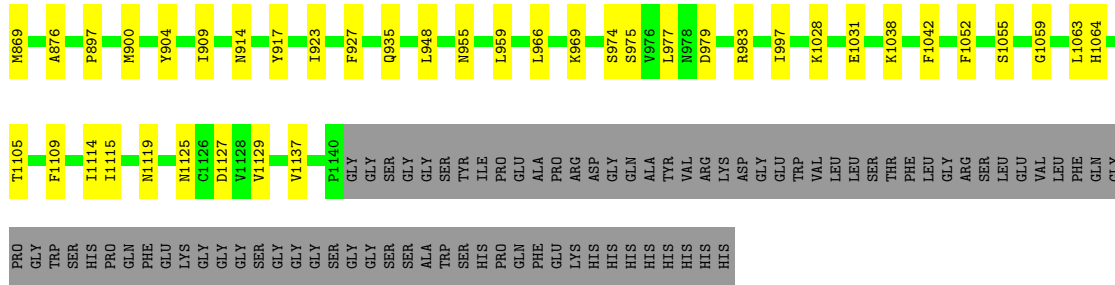
These plots are drawn for all protein, RNA, DNA and oligosaccharide chains in the entry. The first graphic for a chain summarises the proportions of the various outlier classes displayed in the second graphic. The second graphic shows the sequence view annotated by issues in geometry. Residues are color-coded according to the number of geometric quality criteria for which they contain at least one outlier: green = 0, yellow = 1, orange = 2 and red = 3 or more. Stretches of 2 or more consecutive residues without any outlier are shown as a green connector. Residues present in the sample, but not in the model, are shown in grey.

- Molecule 1: Spike glycoprotein

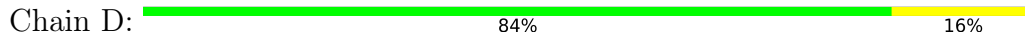


- Molecule 1: Spike glycoprotein





• Molecule 2: Processed angiotensin-converting enzyme 2



4 Experimental information

| Property | Value | Source |
|--------------------------------------|---|-----------|
| EM reconstruction method | SINGLE PARTICLE | Depositor |
| Imposed symmetry | POINT, Not provided | |
| Number of particles used | 136454 | Depositor |
| Resolution determination method | FSC 0.143 CUT-OFF | Depositor |
| CTF correction method | PHASE FLIPPING AND AMPLITUDE CORRECTION | Depositor |
| Microscope | FEI TALOS ARCTICA | Depositor |
| Voltage (kV) | 200 | Depositor |
| Electron dose ($e^-/\text{\AA}^2$) | 52 | Depositor |
| Minimum defocus (nm) | 1200 | Depositor |
| Maximum defocus (nm) | 1800 | Depositor |
| Magnification | Not provided | |
| Image detector | GATAN K2 QUANTUM (4k x 4k) | Depositor |

5 Model quality [i](#)

5.1 Standard geometry [i](#)

The Z score for a bond length (or angle) is the number of standard deviations the observed value is removed from the expected value. A bond length (or angle) with $|Z| > 5$ is considered an outlier worth inspection. RMSZ is the root-mean-square of all Z scores of the bond lengths (or angles).

| Mol | Chain | Bond lengths | | Bond angles | |
|-----|-------|--------------|---------|-------------|----------------|
| | | RMSZ | # Z >5 | RMSZ | # Z >5 |
| 1 | C | 0.28 | 0/8568 | 0.59 | 2/11658 (0.0%) |
| 1 | F | 0.27 | 0/8561 | 0.58 | 1/11648 (0.0%) |
| 1 | G | 0.28 | 0/8560 | 0.57 | 0/11647 |
| 2 | D | 0.27 | 0/4981 | 0.55 | 1/6767 (0.0%) |
| All | All | 0.28 | 0/30670 | 0.57 | 4/41720 (0.0%) |

There are no bond length outliers.

All (4) bond angle outliers are listed below:

| Mol | Chain | Res | Type | Atoms | Z | Observed(°) | Ideal(°) |
|-----|-------|-----|------|----------|------|-------------|----------|
| 1 | F | 560 | LEU | CA-CB-CG | 6.64 | 130.57 | 115.30 |
| 2 | D | 376 | MET | CA-CB-CG | 5.47 | 122.60 | 113.30 |
| 1 | C | 582 | LEU | CA-CB-CG | 5.36 | 127.62 | 115.30 |
| 1 | C | 54 | LEU | CA-CB-CG | 5.15 | 127.14 | 115.30 |

There are no chirality outliers.

There are no planarity outliers.

5.2 Too-close contacts [i](#)

In the following table, the Non-H and H(model) columns list the number of non-hydrogen atoms and hydrogen atoms in the chain respectively. The H(added) column lists the number of hydrogen atoms added and optimized by MolProbity. The Clashes column lists the number of clashes within the asymmetric unit, whereas Symm-Clashes lists symmetry-related clashes.

| Mol | Chain | Non-H | H(model) | H(added) | Clashes | Symm-Clashes |
|-----|-------|-------|----------|----------|---------|--------------|
| 1 | C | 8367 | 0 | 8181 | 145 | 0 |
| 1 | F | 8360 | 0 | 8174 | 131 | 0 |
| 1 | G | 8359 | 0 | 8168 | 120 | 0 |
| 2 | D | 4845 | 0 | 4625 | 57 | 0 |
| All | All | 29931 | 0 | 29148 | 436 | 0 |

The all-atom clashscore is defined as the number of clashes found per 1000 atoms (including hydrogen atoms). The all-atom clashscore for this structure is 7.

The worst 5 of 436 close contacts within the same asymmetric unit are listed below, sorted by their clash magnitude.

| Atom-1 | Atom-2 | Interatomic distance (Å) | Clash overlap (Å) |
|------------------|------------------|--------------------------|-------------------|
| 1:F:431:GLY:HA3 | 1:F:513:LEU:O | 1.69 | 0.93 |
| 1:C:431:GLY:HA3 | 1:C:513:LEU:O | 1.73 | 0.88 |
| 1:C:81:ASN:HB3 | 1:C:138:ASP:HB3 | 1.71 | 0.72 |
| 1:F:1052:PHE:HB2 | 1:F:1063:LEU:HB2 | 1.72 | 0.72 |
| 1:G:80:ASP:H | 1:G:262:ALA:HB2 | 1.55 | 0.71 |

There are no symmetry-related clashes.

5.3 Torsion angles [i](#)

5.3.1 Protein backbone [i](#)

In the following table, the Percentiles column shows the percent Ramachandran outliers of the chain as a percentile score with respect to all PDB entries followed by that with respect to all EM entries.

The Analysed column shows the number of residues for which the backbone conformation was analysed, and the total number of residues.

| Mol | Chain | Analysed | Favoured | Allowed | Outliers | Percentiles | |
|-----|-------|-----------------|------------|-----------|----------|-------------|-----|
| 1 | C | 1053/1221 (86%) | 947 (90%) | 106 (10%) | 0 | 100 | 100 |
| 1 | F | 1052/1221 (86%) | 959 (91%) | 92 (9%) | 1 (0%) | 48 | 82 |
| 1 | G | 1052/1221 (86%) | 960 (91%) | 91 (9%) | 1 (0%) | 48 | 82 |
| 2 | D | 592/594 (100%) | 565 (95%) | 26 (4%) | 1 (0%) | 44 | 78 |
| All | All | 3749/4257 (88%) | 3431 (92%) | 315 (8%) | 3 (0%) | 50 | 82 |

All (3) Ramachandran outliers are listed below:

| Mol | Chain | Res | Type |
|-----|-------|-----|------|
| 2 | D | 303 | ASP |
| 1 | F | 248 | TYR |
| 1 | G | 443 | SER |

5.3.2 Protein sidechains [i](#)

In the following table, the Percentiles column shows the percent sidechain outliers of the chain as a percentile score with respect to all PDB entries followed by that with respect to all EM entries.

The Analysed column shows the number of residues for which the sidechain conformation was analysed, and the total number of residues.

| Mol | Chain | Analysed | Rotameric | Outliers | Percentiles | |
|-----|-------|-----------------|-------------|----------|-------------|-----|
| 1 | C | 935/1056 (88%) | 933 (100%) | 2 (0%) | 92 | 94 |
| 1 | F | 934/1056 (88%) | 932 (100%) | 2 (0%) | 92 | 94 |
| 1 | G | 934/1056 (88%) | 931 (100%) | 3 (0%) | 91 | 92 |
| 2 | D | 525/525 (100%) | 525 (100%) | 0 | 100 | 100 |
| All | All | 3328/3693 (90%) | 3321 (100%) | 7 (0%) | 91 | 94 |

5 of 7 residues with a non-rotameric sidechain are listed below:

| Mol | Chain | Res | Type |
|-----|-------|-----|------|
| 1 | G | 895 | GLN |
| 1 | G | 955 | ASN |
| 1 | C | 955 | ASN |
| 1 | C | 190 | ARG |
| 1 | G | 190 | ARG |

Sometimes sidechains can be flipped to improve hydrogen bonding and reduce clashes. All (3) such sidechains are listed below:

| Mol | Chain | Res | Type |
|-----|-------|------|------|
| 1 | G | 762 | GLN |
| 1 | C | 448 | ASN |
| 1 | C | 1106 | GLN |

5.3.3 RNA [i](#)

There are no RNA molecules in this entry.

5.4 Non-standard residues in protein, DNA, RNA chains [i](#)

There are no non-standard protein/DNA/RNA residues in this entry.

5.5 Carbohydrates [i](#)

There are no oligosaccharides in this entry.

5.6 Ligand geometry [i](#)

There are no ligands in this entry.

5.7 Other polymers [i](#)

There are no such residues in this entry.

5.8 Polymer linkage issues [i](#)

There are no chain breaks in this entry.