



Full wwPDB X-ray Structure Validation Report ⓘ

Jun 12, 2024 – 05:41 PM EDT

PDB ID : 1CX8
Title : CRYSTAL STRUCTURE OF THE ECTODOMAIN OF HUMAN TRANS-FERRIN RECEPTOR
Authors : Lawrence, C.M.; Ray, S.; Babyonyshev, M.; Galluser, R.; Borhani, D.; Harrison, S.C.
Deposited on : 1999-08-28
Resolution : 3.20 Å(reported)

This is a Full wwPDB X-ray Structure Validation Report for a publicly released PDB entry.

We welcome your comments at validation@mail.wwpdb.org

A user guide is available at

<https://www.wwpdb.org/validation/2017/XrayValidationReportHelp>

with specific help available everywhere you see the ⓘ symbol.

The types of validation reports are described at

<http://www.wwpdb.org/validation/2017/FAQs#types>.

The following versions of software and data (see [references ⓘ](#)) were used in the production of this report:

MolProbity : 4.02b-467
Mogul : 1.8.5 (274361), CSD as541be (2020)
Xtriage (Phenix) : 1.13
EDS : 2.36.2
Percentile statistics : 20191225.v01 (using entries in the PDB archive December 25th 2019)
Refmac : 5.8.0158
CCP4 : 7.0.044 (Gargrove)
Ideal geometry (proteins) : Engh & Huber (2001)
Ideal geometry (DNA, RNA) : Parkinson et al. (1996)
Validation Pipeline (wwPDB-VP) : 2.36.2

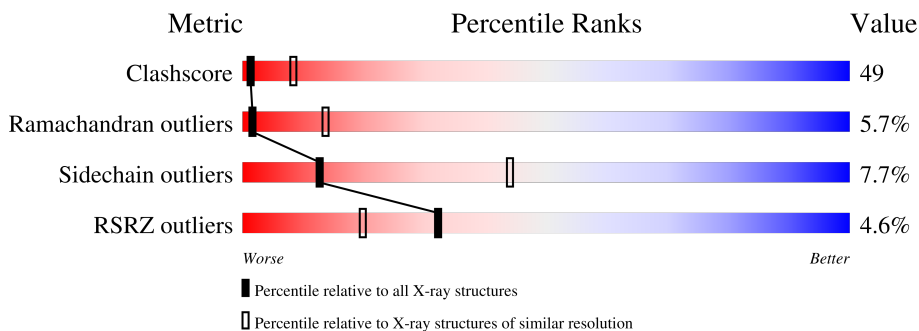
1 Overall quality at a glance

The following experimental techniques were used to determine the structure:

X-RAY DIFFRACTION

The reported resolution of this entry is 3.20 Å.

Percentile scores (ranging between 0-100) for global validation metrics of the entry are shown in the following graphic. The table shows the number of entries on which the scores are based.



Metric	Whole archive (#Entries)	Similar resolution (#Entries, resolution range(Å))
Clashscore	141614	1253 (3.20-3.20)
Ramachandran outliers	138981	1234 (3.20-3.20)
Sidechain outliers	138945	1233 (3.20-3.20)
RSRZ outliers	127900	1095 (3.20-3.20)

The table below summarises the geometric issues observed across the polymeric chains and their fit to the electron density. The red, orange, yellow and green segments of the lower bar indicate the fraction of residues that contain outliers for ≥ 3 , 2, 1 and 0 types of geometric quality criteria respectively. A grey segment represents the fraction of residues that are not modelled. The numeric value for each fraction is indicated below the corresponding segment, with a dot representing fractions $\leq 5\%$. The upper red bar (where present) indicates the fraction of residues that have poor fit to the electron density. The numeric value is given above the bar.

Mol	Chain	Length	Quality of chain
1	A	639	
1	B	639	
1	C	639	
1	D	639	
1	E	639	
1	F	639	

Continued on next page...

Continued from previous page...

Mol	Chain	Length	Quality of chain
1	G	639	
1	H	639	

The following table lists non-polymeric compounds, carbohydrate monomers and non-standard residues in protein, DNA, RNA chains that are outliers for geometric or electron-density-fit criteria:

Mol	Type	Chain	Res	Chirality	Geometry	Clashes	Electron density
2	NAG	A	761	-	-	-	X
2	NAG	B	761	-	-	-	X
2	NAG	E	761	-	-	-	X
2	NAG	G	761	-	-	-	X
2	NAG	H	761	-	-	-	X

2 Entry composition

There are 3 unique types of molecules in this entry. The entry contains 40808 atoms, of which 0 are hydrogens and 0 are deuteriums.

In the tables below, the ZeroOcc column contains the number of atoms modelled with zero occupancy, the AltConf column contains the number of residues with at least one atom in alternate conformation and the Trace column contains the number of residues modelled with at most 2 atoms.

- Molecule 1 is a protein called TRANSFERRIN RECEPTOR PROTEIN.

Mol	Chain	Residues	Atoms					ZeroOcc	AltConf	Trace
			Total	C	N	O	S			
1	A	639	5056	3244	846	952	14	0	0	0
1	B	639	5056	3244	846	952	14	0	0	0
1	C	639	5056	3244	846	952	14	0	0	0
1	D	639	5056	3244	846	952	14	0	0	0
1	E	639	5056	3244	846	952	14	0	0	0
1	F	639	5056	3244	846	952	14	0	0	0
1	G	639	5056	3244	846	952	14	0	0	0
1	H	639	5056	3244	846	952	14	0	0	0

- Molecule 2 is 2-acetamido-2-deoxy-beta-D-glucopyranose (three-letter code: NAG) (formula: C₈H₁₅NO₆).



Mol	Chain	Residues	Atoms				ZeroOcc	AltConf
			Total	C	N	O		
2	A	1	Total 14	8	1	5	0	0
2	A	1	Total 14	8	1	5	0	0
2	A	1	Total 14	8	1	5	0	0
2	B	1	Total 14	8	1	5	0	0
2	B	1	Total 14	8	1	5	0	0
2	B	1	Total 14	8	1	5	0	0
2	C	1	Total 14	8	1	5	0	0
2	C	1	Total 14	8	1	5	0	0
2	C	1	Total 14	8	1	5	0	0
2	D	1	Total 14	8	1	5	0	0
2	D	1	Total 14	8	1	5	0	0
2	D	1	Total 14	8	1	5	0	0
2	E	1	Total 14	8	1	5	0	0
2	E	1	Total 14	8	1	5	0	0

Continued on next page...

Continued from previous page...

Mol	Chain	Residues	Atoms				ZeroOcc	AltConf
2	E	1	Total	C	N	O	0	0
			14	8	1	5		
2	F	1	Total	C	N	O	0	0
			14	8	1	5		
2	F	1	Total	C	N	O	0	0
			14	8	1	5		
2	F	1	Total	C	N	O	0	0
			14	8	1	5		
2	G	1	Total	C	N	O	0	0
			14	8	1	5		
2	G	1	Total	C	N	O	0	0
			14	8	1	5		
2	G	1	Total	C	N	O	0	0
			14	8	1	5		
2	H	1	Total	C	N	O	0	0
			14	8	1	5		
2	H	1	Total	C	N	O	0	0
			14	8	1	5		
2	H	1	Total	C	N	O	0	0
			14	8	1	5		

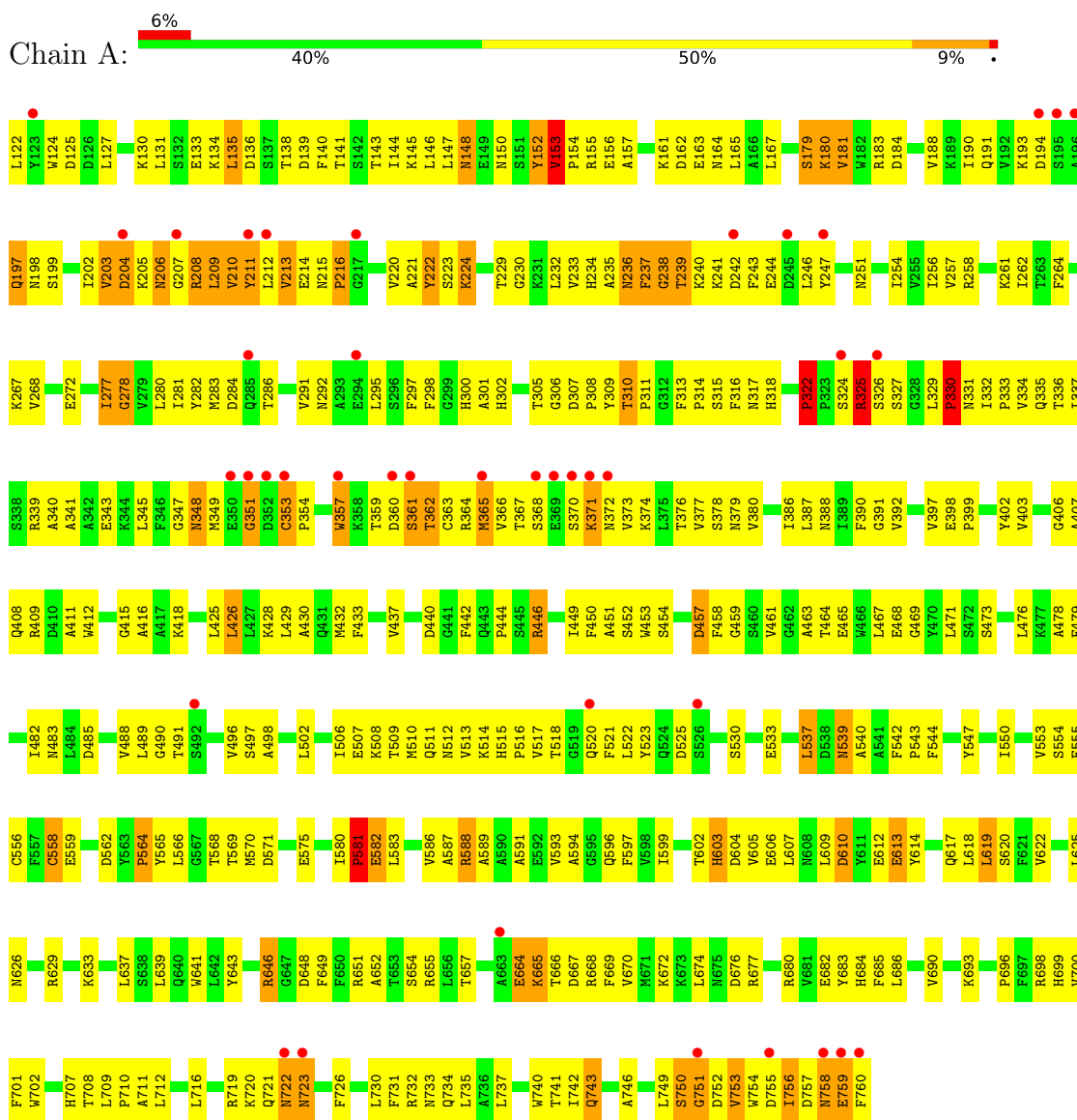
- Molecule 3 is SAMARIUM (III) ION (three-letter code: SM) (formula: Sm).

Mol	Chain	Residues	Atoms		ZeroOcc	AltConf
3	A	3	Total	Sm	0	0
			3	3		
3	B	3	Total	Sm	0	0
			3	3		
3	C	3	Total	Sm	0	0
			3	3		
3	D	3	Total	Sm	0	0
			3	3		
3	E	3	Total	Sm	0	0
			3	3		
3	F	3	Total	Sm	0	0
			3	3		
3	G	3	Total	Sm	0	0
			3	3		
3	H	3	Total	Sm	0	0
			3	3		

3 Residue-property plots

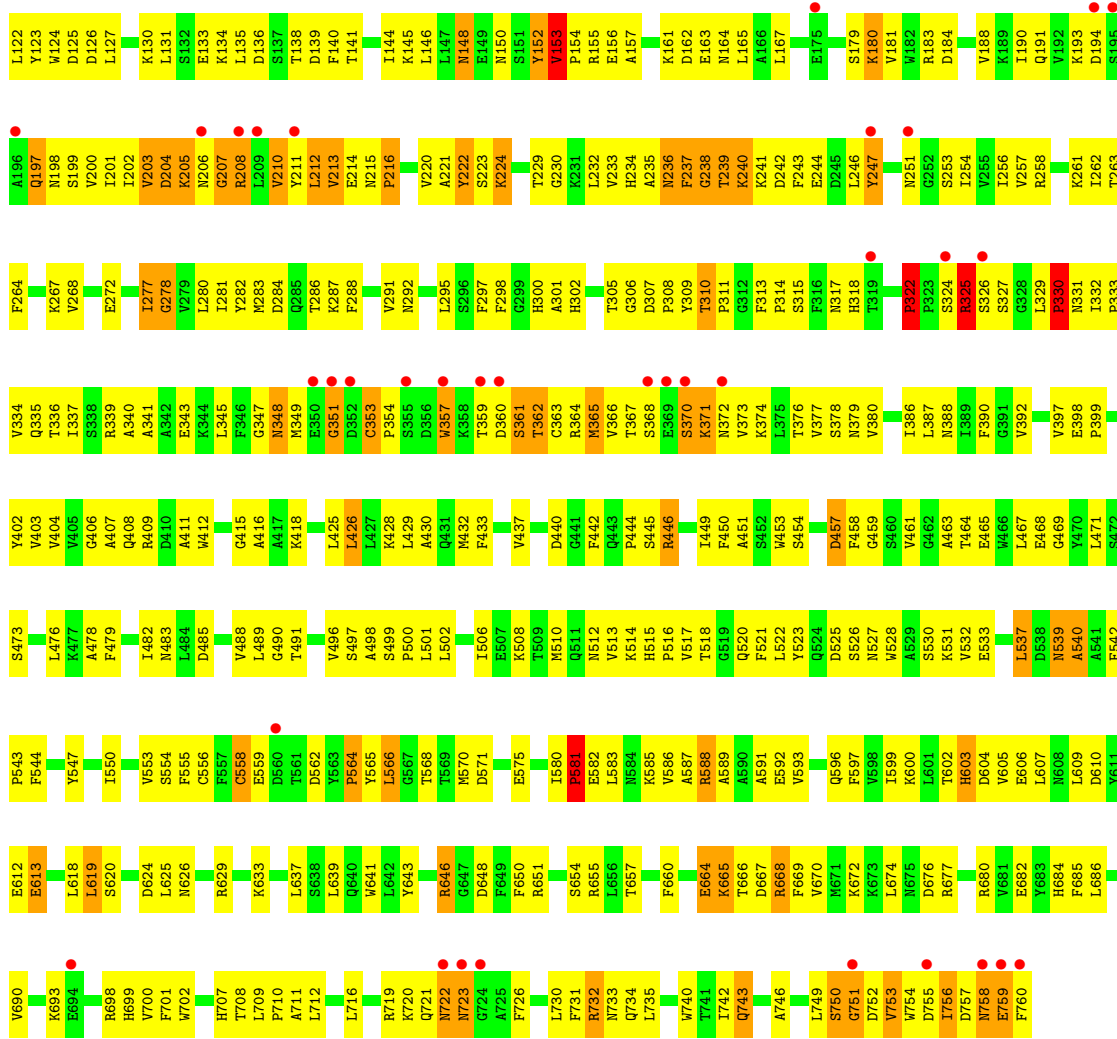
These plots are drawn for all protein, RNA, DNA and oligosaccharide chains in the entry. The first graphic for a chain summarises the proportions of the various outlier classes displayed in the second graphic. The second graphic shows the sequence view annotated by issues in geometry and electron density. Residues are color-coded according to the number of geometric quality criteria for which they contain at least one outlier: green = 0, yellow = 1, orange = 2 and red = 3 or more. A red dot above a residue indicates a poor fit to the electron density ($RSRZ > 2$). Stretches of 2 or more consecutive residues without any outlier are shown as a green connector. Residues present in the sample, but not in the model, are shown in grey.

• Molecule 1: TRANSFERRIN RECEPTOR PROTEIN

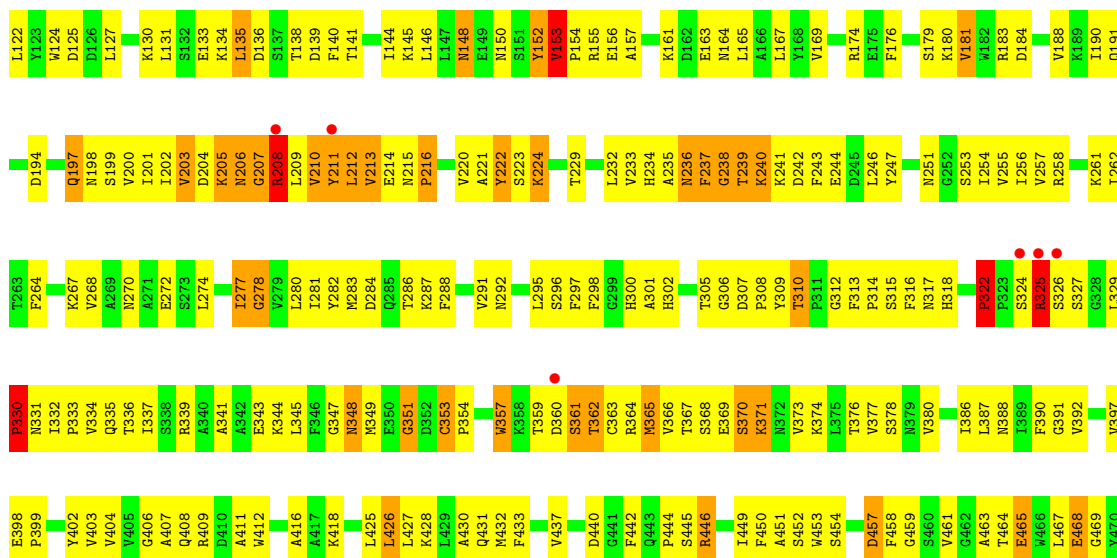


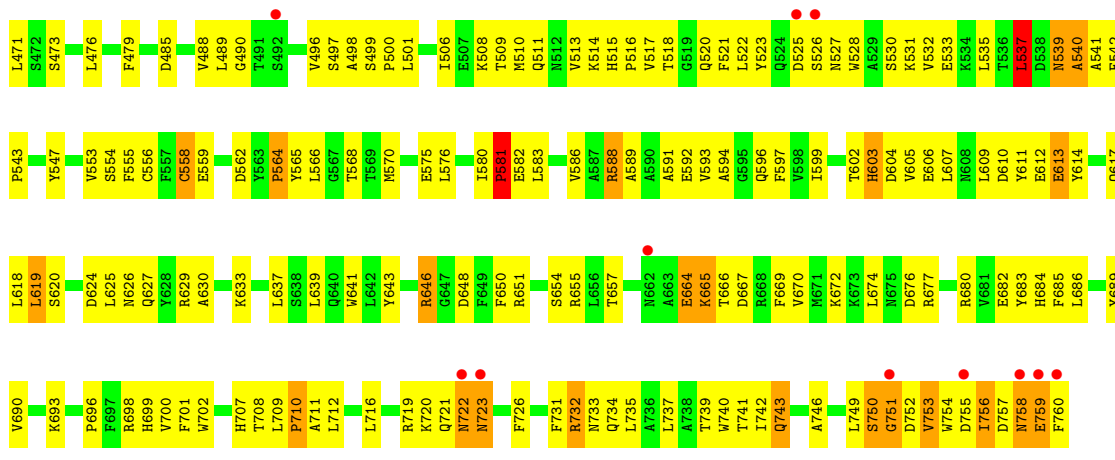
• Molecule 1: TRANSFERRIN RECEPTOR PROTEIN



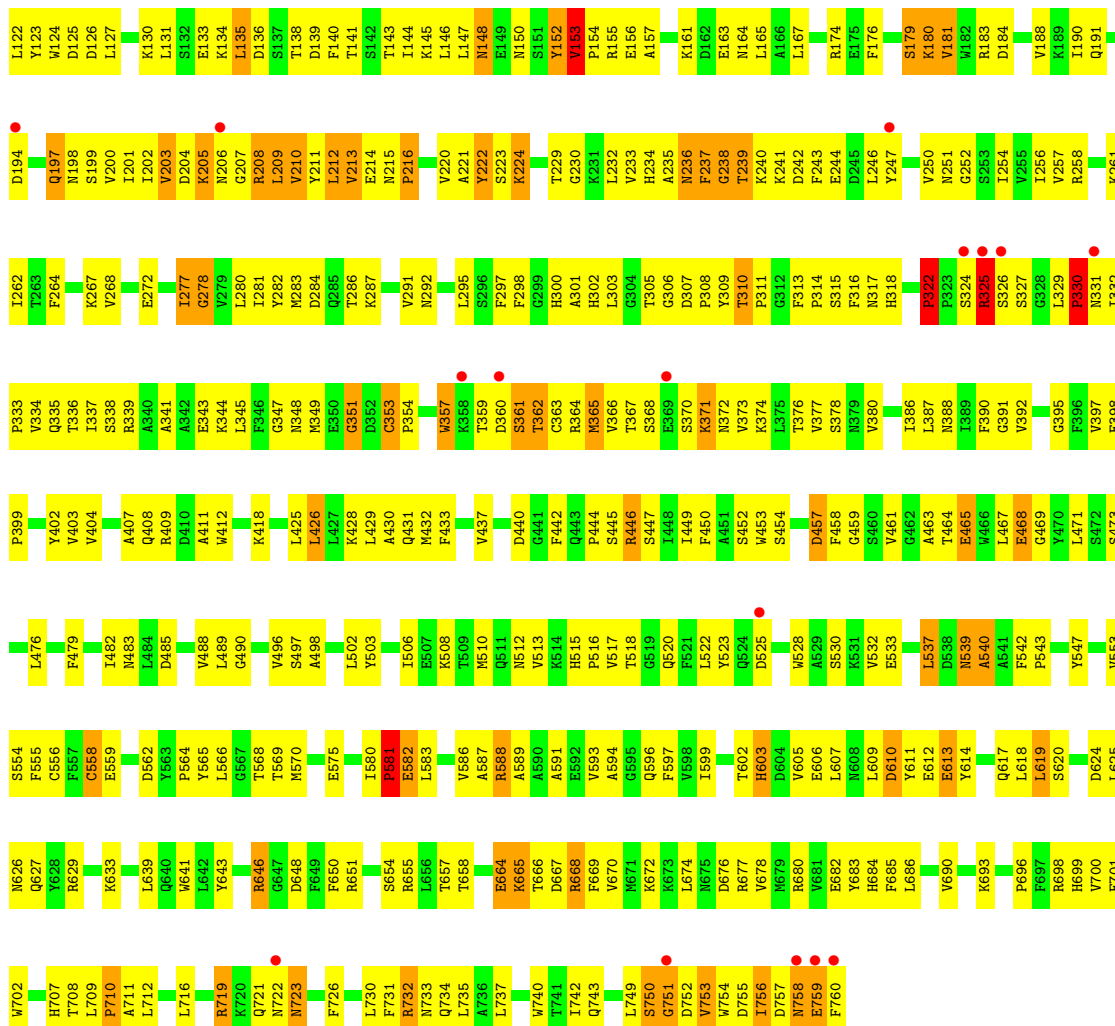


● Molecule 1: TRANSFERRIN RECEPTOR PROTEIN



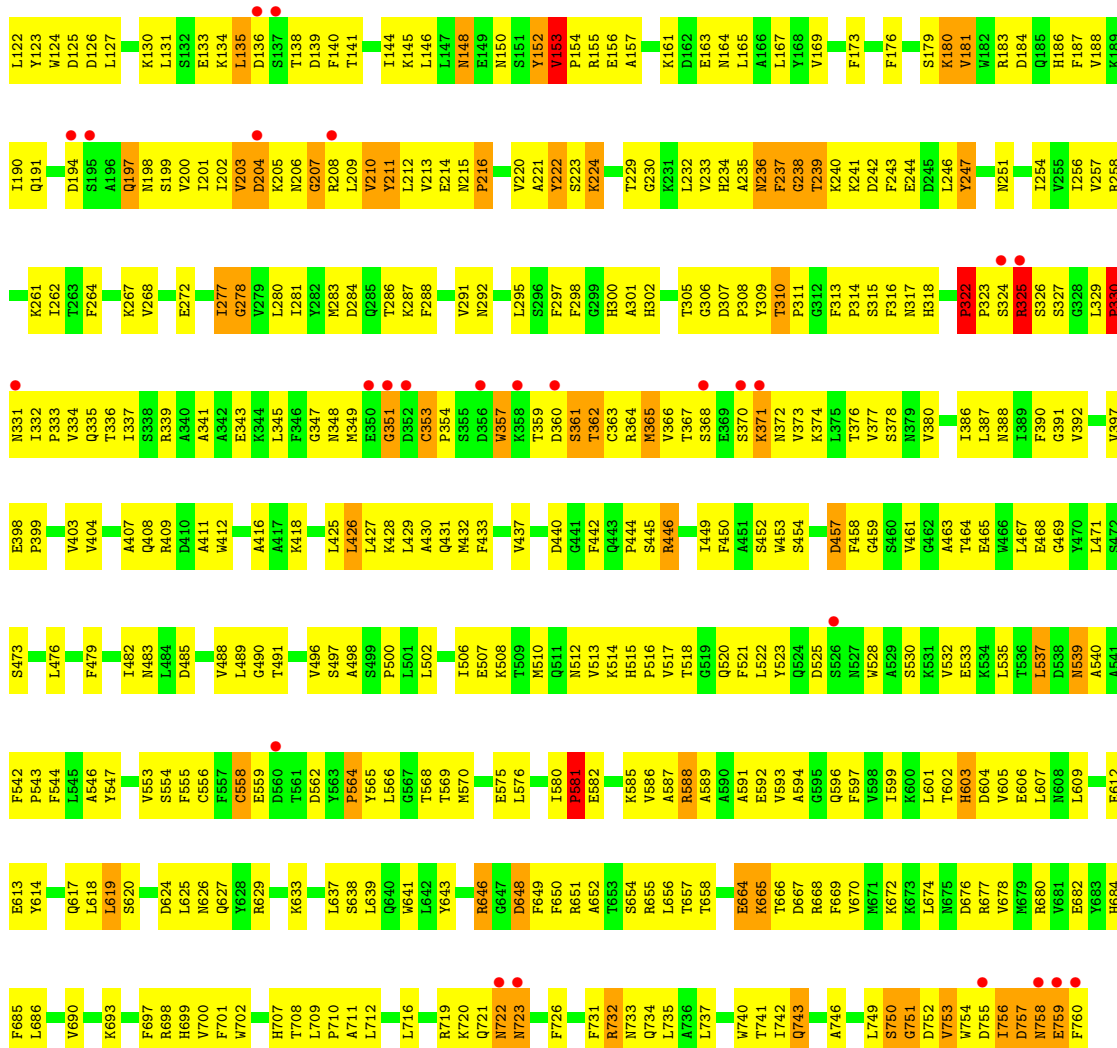


• Molecule 1: TRANSFERRIN RECEPTOR PROTEIN

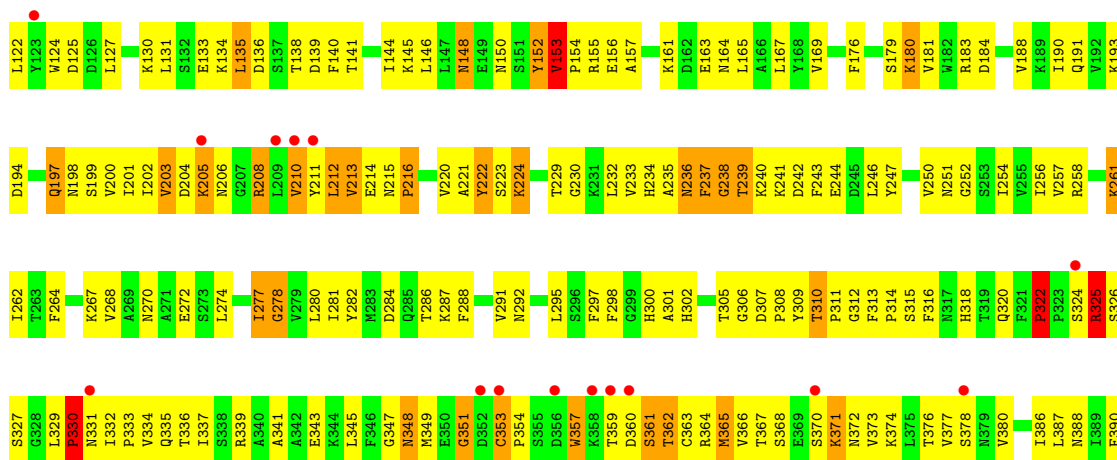


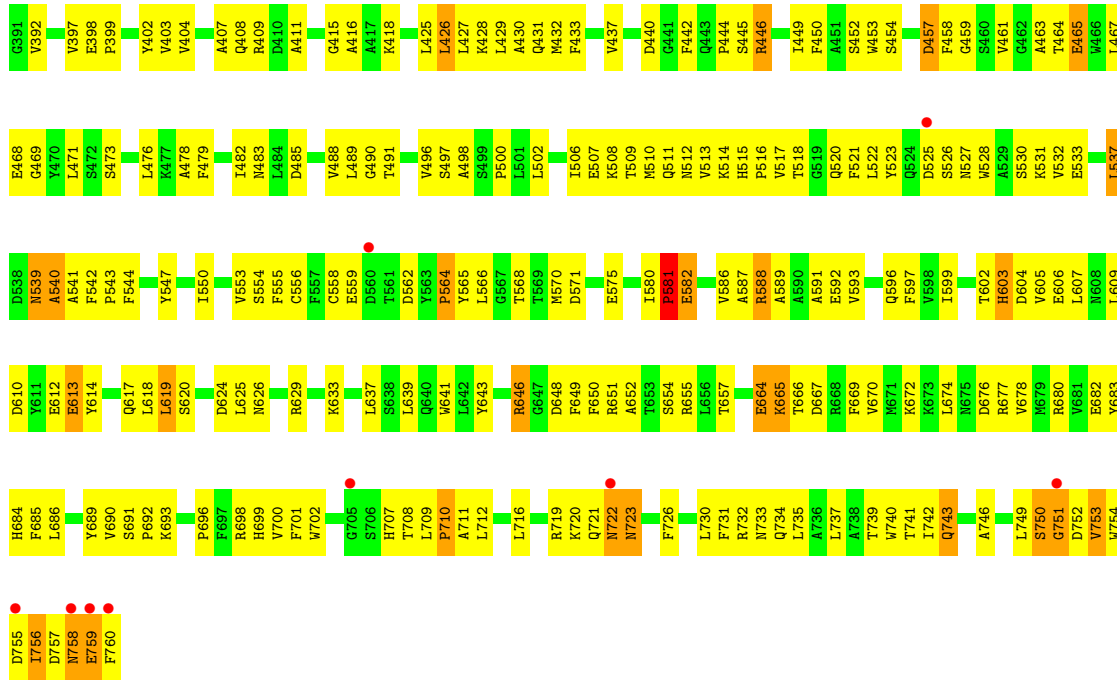
• Molecule 1: TRANSFERRIN RECEPTOR PROTEIN



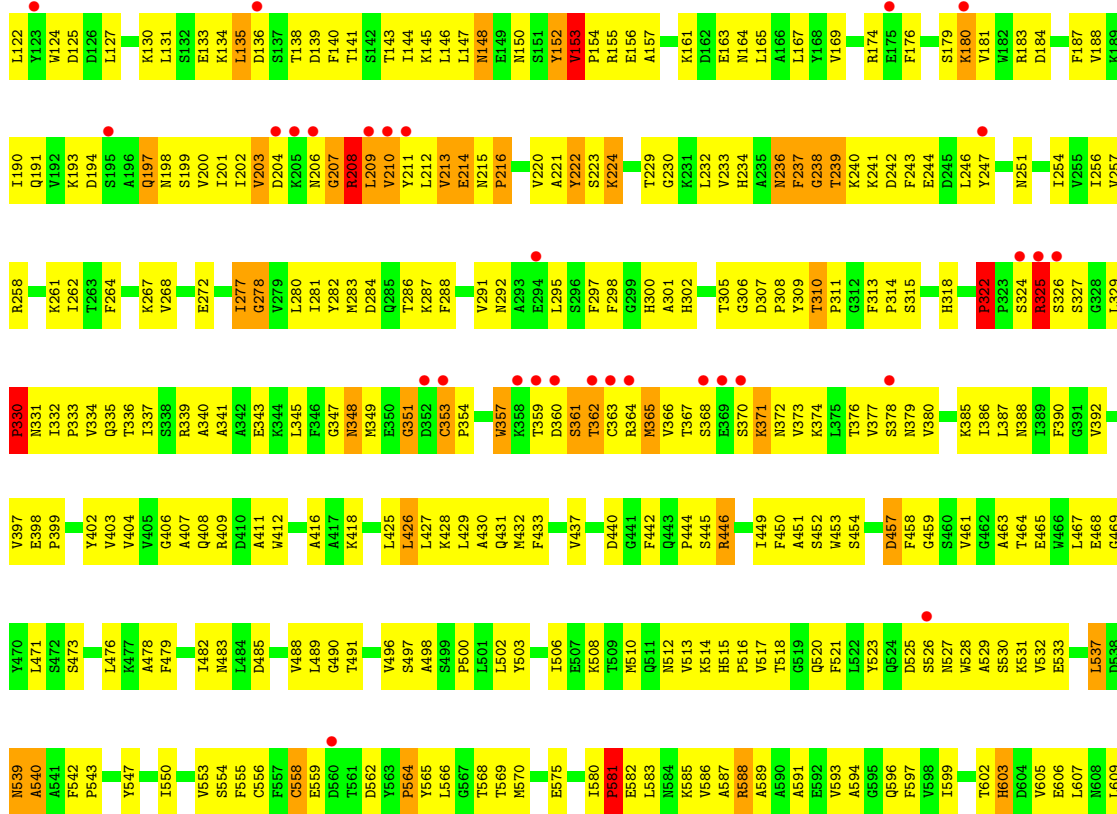


• Molecule 1: TRANSFERRIN RECEPTOR PROTEIN



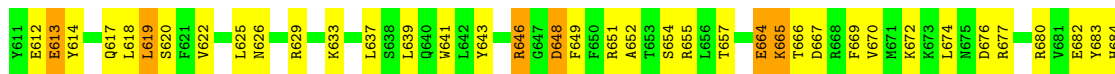
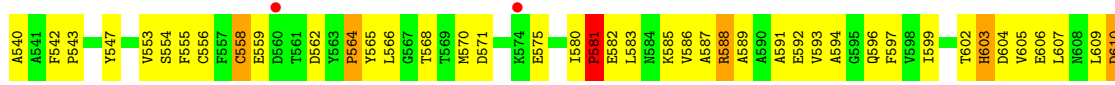
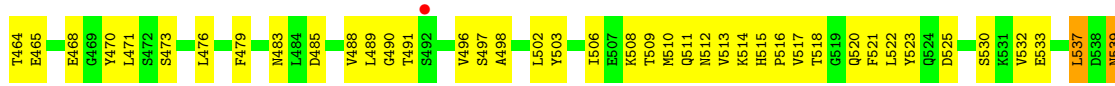
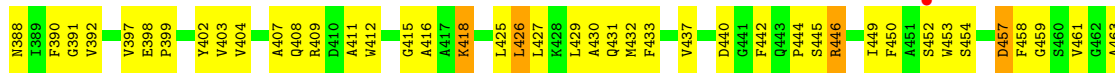
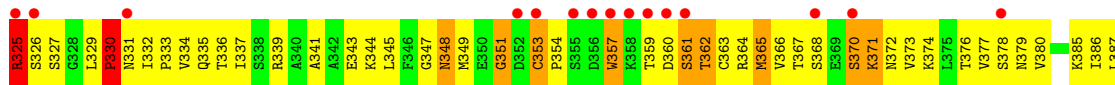


● Molecule 1: TRANSFERRIN RECEPTOR PROTEIN





● Molecule 1: TRANSFERRIN RECEPTOR PROTEIN



4 Data and refinement statistics

Property	Value	Source
Space group	P 21 21 21	Depositor
Cell constants a, b, c, α , β , γ	105.40Å 216.90Å 361.90Å 90.00° 90.00° 90.00°	Depositor
Resolution (Å)	8.00 – 3.20 14.94 – 3.20	Depositor EDS
% Data completeness (in resolution range)	79.2 (8.00-3.20) 80.1 (14.94-3.20)	Depositor EDS
R_{merge}	0.10	Depositor
R_{sym}	(Not available)	Depositor
$\langle I/\sigma(I) \rangle$ ¹	2.83 (at 3.19Å)	Xtrriage
Refinement program	CNS	Depositor
R, R_{free}	0.243 , 0.284 0.267 , (Not available)	Depositor DCC
R_{free} test set	No test flags present.	wwPDB-VP
Wilson B-factor (Å ²)	91.6	Xtrriage
Anisotropy	0.149	Xtrriage
Bulk solvent k_{sol} (e/Å ³), B_{sol} (Å ²)	0.27 , 53.3	EDS
L-test for twinning ²	$\langle L \rangle = 0.49$, $\langle L^2 \rangle = 0.32$	Xtrriage
Estimated twinning fraction	No twinning to report.	Xtrriage
F_o, F_c correlation	0.88	EDS
Total number of atoms	40808	wwPDB-VP
Average B, all atoms (Å ²)	69.0	wwPDB-VP

Xtrriage's analysis on translational NCS is as follows: *The largest off-origin peak in the Patterson function is 3.34% of the height of the origin peak. No significant pseudotranslation is detected.*

¹Intensities estimated from amplitudes.

²Theoretical values of $\langle |L| \rangle$, $\langle L^2 \rangle$ for acentric reflections are 0.5, 0.333 respectively for untwinned datasets, and 0.375, 0.2 for perfectly twinned datasets.

5 Model quality [i](#)

5.1 Standard geometry [i](#)

Bond lengths and bond angles in the following residue types are not validated in this section: SM, NAG

The Z score for a bond length (or angle) is the number of standard deviations the observed value is removed from the expected value. A bond length (or angle) with $|Z| > 5$ is considered an outlier worth inspection. RMSZ is the root-mean-square of all Z scores of the bond lengths (or angles).

Mol	Chain	Bond lengths		Bond angles	
		RMSZ	# Z >5	RMSZ	# Z >5
1	A	0.38	0/5177	0.61	1/7021 (0.0%)
1	B	0.37	0/5177	0.61	1/7021 (0.0%)
1	C	0.40	0/5177	0.64	3/7021 (0.0%)
1	D	0.40	0/5177	0.64	4/7021 (0.1%)
1	E	0.38	0/5177	0.62	1/7021 (0.0%)
1	F	0.38	0/5177	0.63	2/7021 (0.0%)
1	G	0.37	0/5177	0.61	1/7021 (0.0%)
1	H	0.38	0/5177	0.61	1/7021 (0.0%)
All	All	0.38	0/41416	0.62	14/56168 (0.0%)

There are no bond length outliers.

All (14) bond angle outliers are listed below:

Mol	Chain	Res	Type	Atoms	Z	Observed(°)	Ideal(°)
1	D	468	GLU	OE1-CD-OE2	-6.58	115.40	123.30
1	C	468	GLU	OE1-CD-OE2	-6.33	115.71	123.30
1	D	212	LEU	N-CA-C	-6.05	94.65	111.00
1	D	465	GLU	OE1-CD-OE2	-5.78	116.36	123.30
1	C	465	GLU	OE1-CD-OE2	-5.61	116.57	123.30
1	F	465	GLU	OE1-CD-OE2	-5.42	116.79	123.30
1	G	751	GLY	N-CA-C	-5.27	99.93	113.10
1	B	751	GLY	N-CA-C	-5.22	100.04	113.10
1	E	751	GLY	N-CA-C	-5.14	100.25	113.10
1	A	751	GLY	N-CA-C	-5.11	100.32	113.10
1	H	751	GLY	N-CA-C	-5.11	100.33	113.10
1	C	751	GLY	N-CA-C	-5.07	100.42	113.10
1	D	751	GLY	N-CA-C	-5.06	100.46	113.10
1	F	751	GLY	N-CA-C	-5.00	100.60	113.10

There are no chirality outliers.

There are no planarity outliers.

5.2 Too-close contacts [i](#)

In the following table, the Non-H and H(model) columns list the number of non-hydrogen atoms and hydrogen atoms in the chain respectively. The H(added) column lists the number of hydrogen atoms added and optimized by MolProbity. The Clashes column lists the number of clashes within the asymmetric unit, whereas Symm-Clashes lists symmetry-related clashes.

Mol	Chain	Non-H	H(model)	H(added)	Clashes	Symm-Clashes
1	A	5056	0	4978	501	0
1	B	5056	0	4978	502	0
1	C	5056	0	4978	519	0
1	D	5056	0	4978	512	0
1	E	5056	0	4978	516	0
1	F	5056	0	4978	510	0
1	G	5056	0	4977	536	0
1	H	5056	0	4978	507	0
2	A	42	0	39	3	0
2	B	42	0	39	3	0
2	C	42	0	39	2	0
2	D	42	0	39	2	0
2	E	42	0	39	1	0
2	F	42	0	39	1	0
2	G	42	0	39	2	0
2	H	42	0	39	1	0
3	A	3	0	0	0	0
3	B	3	0	0	0	0
3	C	3	0	0	0	0
3	D	3	0	0	0	0
3	E	3	0	0	0	0
3	F	3	0	0	0	0
3	G	3	0	0	0	0
3	H	3	0	0	0	0
All	All	40808	0	40135	3954	0

The all-atom clashscore is defined as the number of clashes found per 1000 atoms (including hydrogen atoms). The all-atom clashscore for this structure is 49.

All (3954) close contacts within the same asymmetric unit are listed below, sorted by their clash magnitude.

Atom-1	Atom-2	Interatomic distance (Å)	Clash overlap (Å)
1:F:201:ILE:HD13	1:F:212:LEU:HA	1.21	1.18

Continued on next page...

Continued from previous page...

Atom-1	Atom-2	Interatomic distance (Å)	Clash overlap (Å)
1:G:153:VAL:HG13	1:G:154:PRO:HD3	1.22	1.16
1:F:153:VAL:HG13	1:F:154:PRO:HD3	1.17	1.14
1:E:203:VAL:HA	1:E:209:LEU:HB3	1.23	1.13
1:D:153:VAL:HG13	1:D:154:PRO:HD3	1.17	1.11
1:A:153:VAL:HG13	1:A:154:PRO:HD3	1.20	1.11
1:B:153:VAL:HG13	1:B:154:PRO:HD3	1.21	1.11
1:C:153:VAL:HG13	1:C:154:PRO:HD3	1.20	1.10
1:E:153:VAL:HG13	1:E:154:PRO:HD3	1.17	1.10
1:H:153:VAL:HG13	1:H:154:PRO:HD3	1.17	1.07
1:F:210:VAL:HG13	1:F:211:TYR:H	1.20	1.06
1:D:201:ILE:HD13	1:D:212:LEU:HA	1.39	1.03
1:H:210:VAL:HG22	1:H:211:TYR:H	1.17	1.03
1:C:359:THR:HG22	1:C:360:ASP:H	1.20	1.03
1:C:306:GLY:HA2	1:C:461:VAL:HA	1.41	1.02
1:G:208:ARG:HG2	1:G:209:LEU:H	1.21	1.02
1:B:210:VAL:HG13	1:B:211:TYR:H	1.22	1.02
1:E:359:THR:HG22	1:E:360:ASP:H	1.26	1.01
1:B:359:THR:HG22	1:B:360:ASP:H	1.22	1.00
1:F:348:ASN:HB3	1:F:371:LYS:HE3	1.43	1.00
1:G:359:THR:HG22	1:G:360:ASP:H	1.26	1.00
1:E:201:ILE:HD13	1:E:212:LEU:HA	1.44	0.99
1:A:359:THR:HG22	1:A:360:ASP:H	1.25	0.99
1:F:359:THR:HG22	1:F:360:ASP:H	1.26	0.98
1:B:348:ASN:HB3	1:B:371:LYS:HE3	1.47	0.96
1:D:359:THR:HG22	1:D:360:ASP:H	1.26	0.96
1:G:348:ASN:HB3	1:G:371:LYS:HE3	1.47	0.96
1:H:359:THR:HG22	1:H:360:ASP:H	1.27	0.96
1:C:354:PRO:HD3	1:C:365:MET:SD	2.05	0.95
1:G:200:VAL:O	1:G:213:VAL:HB	1.67	0.95
1:B:184:ASP:HB3	1:B:388:ASN:HB2	1.46	0.95
1:D:348:ASN:HB3	1:D:371:LYS:HE3	1.49	0.94
1:H:348:ASN:HB3	1:H:371:LYS:HE3	1.49	0.94
1:E:348:ASN:HB3	1:E:371:LYS:HE3	1.49	0.94
1:B:306:GLY:HA2	1:B:461:VAL:HA	1.50	0.94
1:E:708:THR:HG22	1:E:711:ALA:H	1.32	0.94
1:G:184:ASP:HB3	1:G:388:ASN:HB2	1.49	0.94
1:A:203:VAL:HB	1:A:208:ARG:HA	1.49	0.93
1:D:708:THR:HG22	1:D:711:ALA:H	1.30	0.93
1:H:708:THR:HG22	1:H:711:ALA:H	1.33	0.93
1:D:354:PRO:HD3	1:D:365:MET:SD	2.08	0.93
1:H:184:ASP:HB3	1:H:388:ASN:HB2	1.49	0.93

Continued on next page...

Continued from previous page...

Atom-1	Atom-2	Interatomic distance (Å)	Clash overlap (Å)
1:C:708:THR:HG22	1:C:711:ALA:H	1.30	0.93
1:H:306:GLY:HA2	1:H:461:VAL:HA	1.51	0.93
1:F:130:LYS:HE3	1:F:134:LYS:HD3	1.50	0.93
1:G:708:THR:HG22	1:G:711:ALA:H	1.30	0.93
1:E:130:LYS:HE3	1:E:134:LYS:HD3	1.49	0.92
1:B:708:THR:HG22	1:B:711:ALA:H	1.31	0.92
1:F:184:ASP:HB3	1:F:388:ASN:HB2	1.49	0.92
1:A:348:ASN:HB3	1:A:371:LYS:HE3	1.49	0.92
1:F:708:THR:HG22	1:F:711:ALA:H	1.35	0.92
1:A:354:PRO:HD3	1:A:365:MET:SD	2.09	0.91
1:D:184:ASP:HB3	1:D:388:ASN:HB2	1.50	0.91
1:H:426:LEU:HD21	1:H:450:PHE:HB3	1.52	0.91
1:C:348:ASN:HB3	1:C:371:LYS:HE3	1.53	0.91
1:E:354:PRO:HD3	1:E:365:MET:SD	2.09	0.91
1:C:239:THR:HB	1:C:244:GLU:HG2	1.52	0.91
1:F:153:VAL:HG13	1:F:154:PRO:CD	2.01	0.91
1:H:667:ASP:HB3	1:H:670:VAL:HG22	1.53	0.91
1:C:211:TYR:CD1	1:C:344:LYS:HE3	2.06	0.91
1:H:300:HIS:HE1	1:H:302:HIS:HB3	1.35	0.90
1:E:426:LEU:HD21	1:E:450:PHE:HB3	1.53	0.90
1:A:130:LYS:HE3	1:A:134:LYS:HD3	1.50	0.90
1:C:184:ASP:HB3	1:C:388:ASN:HB2	1.52	0.90
1:D:153:VAL:HG13	1:D:154:PRO:CD	2.00	0.90
1:H:130:LYS:HE3	1:H:134:LYS:HD3	1.50	0.90
1:B:349:MET:HB2	1:B:364:ARG:HG3	1.54	0.90
1:D:153:VAL:CG1	1:D:154:PRO:HD3	2.02	0.90
1:G:130:LYS:HE3	1:G:134:LYS:HD3	1.52	0.90
1:A:140:PHE:HE1	1:A:588:ARG:HA	1.36	0.90
1:A:209:LEU:HG	1:A:210:VAL:H	1.35	0.90
1:F:426:LEU:HD21	1:F:450:PHE:HB3	1.54	0.90
1:H:200:VAL:O	1:H:213:VAL:HB	1.71	0.89
1:F:306:GLY:HA2	1:F:461:VAL:HA	1.53	0.89
1:H:153:VAL:HG13	1:H:154:PRO:CD	2.03	0.89
1:E:300:HIS:HE1	1:E:302:HIS:HB3	1.36	0.89
1:B:130:LYS:HE3	1:B:134:LYS:HD3	1.54	0.89
1:C:667:ASP:HB3	1:C:670:VAL:HG22	1.55	0.89
1:F:153:VAL:CG1	1:F:154:PRO:HD3	2.01	0.89
1:A:184:ASP:HB3	1:A:388:ASN:HB2	1.52	0.89
1:A:349:MET:HB2	1:A:364:ARG:HG3	1.54	0.89
1:E:667:ASP:HB3	1:E:670:VAL:HG22	1.55	0.89
1:A:161:LYS:HA	1:A:164:ASN:HD22	1.37	0.89

Continued on next page...

Continued from previous page...

Atom-1	Atom-2	Interatomic distance (Å)	Clash overlap (Å)
1:E:153:VAL:CG1	1:E:154:PRO:HD3	2.03	0.88
1:H:349:MET:HB2	1:H:364:ARG:HG3	1.55	0.88
1:D:239:THR:HB	1:D:244:GLU:HG2	1.54	0.88
1:G:161:LYS:HA	1:G:164:ASN:HD22	1.39	0.88
1:B:161:LYS:HA	1:B:164:ASN:HD22	1.39	0.88
1:E:140:PHE:HE1	1:E:588:ARG:HA	1.38	0.88
1:D:140:PHE:HE1	1:D:588:ARG:HA	1.36	0.88
1:B:354:PRO:HD3	1:B:365:MET:SD	2.14	0.87
1:C:130:LYS:HE3	1:C:134:LYS:HD3	1.54	0.87
1:C:300:HIS:HE1	1:C:302:HIS:HB3	1.39	0.87
1:A:153:VAL:HG13	1:A:154:PRO:CD	2.04	0.87
1:D:667:ASP:HB3	1:D:670:VAL:HG22	1.56	0.87
1:H:153:VAL:CG1	1:H:154:PRO:HD3	2.03	0.87
1:H:239:THR:HB	1:H:244:GLU:HG2	1.56	0.87
1:E:153:VAL:HG13	1:E:154:PRO:CD	2.04	0.87
1:A:153:VAL:CG1	1:A:154:PRO:HD3	2.03	0.87
1:B:153:VAL:CG1	1:B:154:PRO:HD3	2.05	0.87
1:B:444:PRO:HB3	1:B:602:THR:HG21	1.56	0.87
1:D:208:ARG:H	1:D:208:ARG:HD2	1.40	0.87
1:E:184:ASP:HB3	1:E:388:ASN:HB2	1.55	0.87
1:G:667:ASP:HB3	1:G:670:VAL:HG22	1.56	0.87
1:A:353:CYS:HA	1:A:365:MET:SD	2.15	0.87
1:B:300:HIS:HE1	1:B:302:HIS:HB3	1.39	0.87
1:B:667:ASP:HB3	1:B:670:VAL:HG22	1.57	0.87
1:C:444:PRO:HB3	1:C:602:THR:HG21	1.54	0.87
1:E:161:LYS:HA	1:E:164:ASN:HD22	1.38	0.87
1:G:426:LEU:HD21	1:G:450:PHE:HB3	1.57	0.87
1:A:708:THR:HG22	1:A:711:ALA:H	1.39	0.87
1:C:140:PHE:HE1	1:C:588:ARG:HA	1.37	0.87
1:H:444:PRO:HB3	1:H:602:THR:HG21	1.56	0.86
1:D:442:PHE:CZ	1:D:444:PRO:HG3	2.11	0.86
1:F:646:ARG:HH11	1:F:646:ARG:HG2	1.40	0.86
1:H:685:PHE:O	1:H:700:VAL:HG22	1.74	0.86
1:G:354:PRO:HD3	1:G:365:MET:SD	2.15	0.86
1:C:153:VAL:HG13	1:C:154:PRO:CD	2.06	0.86
1:H:300:HIS:CE1	1:H:302:HIS:HB3	2.10	0.86
1:H:354:PRO:HD3	1:H:365:MET:SD	2.15	0.86
1:G:153:VAL:CG1	1:G:154:PRO:HD3	2.05	0.86
1:A:239:THR:HB	1:A:244:GLU:HG2	1.55	0.86
1:C:426:LEU:HD21	1:C:450:PHE:HB3	1.57	0.86
1:F:239:THR:HB	1:F:244:GLU:HG2	1.56	0.86

Continued on next page...

Continued from previous page...

Atom-1	Atom-2	Interatomic distance (Å)	Clash overlap (Å)
1:F:354:PRO:HD3	1:F:365:MET:SD	2.15	0.86
1:G:239:THR:HB	1:G:244:GLU:HG2	1.57	0.86
1:C:153:VAL:CG1	1:C:154:PRO:HD3	2.06	0.85
1:F:140:PHE:HE1	1:F:588:ARG:HA	1.37	0.85
1:B:353:CYS:HA	1:B:365:MET:SD	2.16	0.85
1:E:646:ARG:HG2	1:E:646:ARG:HH11	1.42	0.85
1:E:349:MET:HB2	1:E:364:ARG:HG3	1.57	0.85
1:H:140:PHE:HE1	1:H:588:ARG:HA	1.40	0.85
1:B:426:LEU:HD21	1:B:450:PHE:HB3	1.59	0.85
1:A:300:HIS:HE1	1:A:302:HIS:HB3	1.42	0.85
1:B:140:PHE:HE1	1:B:588:ARG:HA	1.38	0.85
1:G:349:MET:HB2	1:G:364:ARG:HG3	1.58	0.85
1:B:239:THR:HB	1:B:244:GLU:HG2	1.57	0.85
1:B:646:ARG:HG2	1:B:646:ARG:HH11	1.42	0.85
1:F:667:ASP:HB3	1:F:670:VAL:HG22	1.58	0.85
1:C:646:ARG:HG2	1:C:646:ARG:HH11	1.42	0.85
1:G:300:HIS:HE1	1:G:302:HIS:HB3	1.41	0.85
1:A:426:LEU:HD21	1:A:450:PHE:HB3	1.59	0.84
1:B:153:VAL:HG13	1:B:154:PRO:CD	2.07	0.84
1:G:306:GLY:HA2	1:G:461:VAL:HA	1.58	0.84
1:A:667:ASP:HB3	1:A:670:VAL:HG22	1.57	0.84
1:E:300:HIS:CE1	1:E:302:HIS:HB3	2.11	0.84
1:B:708:THR:HG23	1:B:710:PRO:HD2	1.59	0.84
1:G:280:LEU:HD12	1:G:337:ILE:HD13	1.59	0.84
1:D:646:ARG:HG2	1:D:646:ARG:HH11	1.41	0.84
1:E:444:PRO:HB3	1:E:602:THR:HG21	1.57	0.84
1:G:353:CYS:HA	1:G:365:MET:SD	2.17	0.84
1:H:353:CYS:HA	1:H:365:MET:SD	2.16	0.84
1:H:161:LYS:HA	1:H:164:ASN:HD22	1.42	0.84
1:A:708:THR:HG23	1:A:710:PRO:HD2	1.59	0.84
1:D:161:LYS:HA	1:D:164:ASN:HD22	1.41	0.84
1:E:353:CYS:HA	1:E:365:MET:SD	2.18	0.84
1:C:349:MET:HB2	1:C:364:ARG:HG3	1.60	0.84
1:B:201:ILE:HD11	1:B:208:ARG:HB2	1.57	0.84
1:D:306:GLY:HA2	1:D:461:VAL:HA	1.57	0.84
1:D:188:VAL:CG2	1:D:386:ILE:HD11	2.08	0.83
1:A:306:GLY:HA2	1:A:461:VAL:HA	1.59	0.83
1:D:708:THR:HG23	1:D:710:PRO:HD2	1.61	0.83
1:E:306:GLY:HA2	1:E:461:VAL:HA	1.58	0.83
1:A:442:PHE:CZ	1:A:444:PRO:HG3	2.13	0.83
1:C:442:PHE:CZ	1:C:444:PRO:HG3	2.13	0.83

Continued on next page...

Continued from previous page...

Atom-1	Atom-2	Interatomic distance (Å)	Clash overlap (Å)
1:D:444:PRO:HB3	1:D:602:THR:HG21	1.57	0.83
1:F:349:MET:HB2	1:F:364:ARG:HG3	1.59	0.83
1:F:444:PRO:HB3	1:F:602:THR:HG21	1.59	0.83
1:E:239:THR:HB	1:E:244:GLU:HG2	1.58	0.83
1:G:442:PHE:CZ	1:G:444:PRO:HG3	2.14	0.83
1:G:153:VAL:HG13	1:G:154:PRO:CD	2.06	0.83
1:D:426:LEU:HD21	1:D:450:PHE:HB3	1.60	0.83
1:E:210:VAL:HG22	1:E:211:TYR:H	1.43	0.82
1:B:300:HIS:CE1	1:B:302:HIS:HB3	2.14	0.82
1:B:442:PHE:CZ	1:B:444:PRO:HG3	2.14	0.82
1:D:349:MET:HB2	1:D:364:ARG:HG3	1.59	0.82
1:F:211:TYR:HD2	1:F:212:LEU:H	1.26	0.82
1:B:280:LEU:HD12	1:B:337:ILE:HD13	1.61	0.82
1:H:309:TYR:HE2	1:H:325:ARG:HA	1.45	0.82
1:C:305:THR:HG23	1:C:464:THR:HG21	1.60	0.82
1:F:520:GLN:HE22	1:G:240:LYS:NZ	1.78	0.82
1:C:161:LYS:HA	1:C:164:ASN:HD22	1.45	0.82
1:A:300:HIS:CE1	1:A:302:HIS:HB3	2.15	0.82
1:F:161:LYS:HA	1:F:164:ASN:HD22	1.45	0.82
1:G:140:PHE:HE1	1:G:588:ARG:HA	1.42	0.82
1:H:203:VAL:HG23	1:H:206:ASN:O	1.79	0.81
1:C:208:ARG:O	1:C:209:LEU:HD12	1.80	0.81
1:D:130:LYS:HE3	1:D:134:LYS:HD3	1.59	0.81
1:F:442:PHE:CZ	1:F:444:PRO:HG3	2.16	0.81
1:G:300:HIS:CE1	1:G:302:HIS:HB3	2.15	0.81
1:G:444:PRO:HB3	1:G:602:THR:HG21	1.62	0.81
1:H:442:PHE:CZ	1:H:444:PRO:HG3	2.15	0.81
1:E:442:PHE:CZ	1:E:444:PRO:HG3	2.15	0.81
1:A:758:ASN:HB2	1:B:183:ARG:O	1.79	0.81
1:F:300:HIS:HE1	1:F:302:HIS:HB3	1.44	0.81
1:G:208:ARG:H	1:G:208:ARG:HD3	1.45	0.81
1:E:309:TYR:HE2	1:E:325:ARG:HA	1.45	0.81
1:C:300:HIS:CE1	1:C:302:HIS:HB3	2.15	0.81
1:C:353:CYS:HA	1:C:365:MET:SD	2.21	0.81
1:G:646:ARG:HG2	1:G:646:ARG:HH11	1.44	0.81
1:D:353:CYS:HA	1:D:365:MET:SD	2.20	0.81
1:A:646:ARG:HG2	1:A:646:ARG:HH11	1.46	0.80
1:B:527:ASN:ND2	1:C:531:LYS:HE3	1.96	0.80
1:G:309:TYR:HE2	1:G:325:ARG:HA	1.46	0.80
1:H:280:LEU:HD12	1:H:337:ILE:HD13	1.61	0.80
1:E:204:ASP:HB2	1:E:209:LEU:HD22	1.64	0.80

Continued on next page...

Continued from previous page...

Atom-1	Atom-2	Interatomic distance (Å)	Clash overlap (Å)
1:D:205:LYS:H	1:D:205:LYS:HD2	1.44	0.80
1:B:199:SER:HB2	1:B:212:LEU:HD11	1.63	0.80
1:G:183:ARG:O	1:H:758:ASN:HB2	1.82	0.80
1:B:309:TYR:HE2	1:B:325:ARG:HA	1.47	0.80
1:G:310:THR:HG21	1:G:315:SER:HB3	1.64	0.80
1:H:646:ARG:HG2	1:H:646:ARG:HH11	1.47	0.79
1:E:213:VAL:HG11	1:E:345:LEU:HD21	1.63	0.79
1:D:310:THR:HG21	1:D:315:SER:HB3	1.64	0.79
1:F:201:ILE:CD1	1:F:212:LEU:HA	2.08	0.79
1:G:188:VAL:CG2	1:G:386:ILE:HD11	2.13	0.79
1:F:353:CYS:HA	1:F:365:MET:SD	2.23	0.79
1:A:465:GLU:OE2	1:A:468:GLU:CD	2.17	0.79
1:A:140:PHE:CE1	1:A:588:ARG:HA	2.17	0.79
1:G:208:ARG:HG2	1:G:209:LEU:N	1.97	0.79
1:D:140:PHE:CE1	1:D:588:ARG:HA	2.17	0.79
1:D:309:TYR:HE2	1:D:325:ARG:HA	1.48	0.79
1:D:300:HIS:HE1	1:D:302:HIS:HB3	1.46	0.78
1:A:444:PRO:HB3	1:A:602:THR:HG21	1.64	0.78
1:B:210:VAL:HG13	1:B:211:TYR:N	1.97	0.78
1:C:708:THR:HG23	1:C:710:PRO:HD2	1.65	0.78
1:F:188:VAL:CG2	1:F:386:ILE:HD11	2.13	0.78
1:G:150:ASN:HA	1:G:153:VAL:HG12	1.65	0.78
1:B:496:VAL:HG11	1:B:506:ILE:HG21	1.65	0.78
1:C:140:PHE:CE1	1:C:588:ARG:HA	2.18	0.78
1:B:619:LEU:HD13	1:C:612:GLU:OE1	1.84	0.78
1:G:211:TYR:HD2	1:G:212:LEU:H	1.29	0.78
1:H:188:VAL:CG2	1:H:386:ILE:HD11	2.14	0.78
1:B:685:PHE:O	1:B:700:VAL:HG22	1.84	0.78
1:D:685:PHE:O	1:D:700:VAL:HG22	1.84	0.78
1:G:201:ILE:HD11	1:G:208:ARG:HB2	1.66	0.78
1:B:310:THR:HG21	1:B:315:SER:HB3	1.63	0.78
1:D:300:HIS:CE1	1:D:302:HIS:HB3	2.18	0.78
1:F:140:PHE:CE1	1:F:588:ARG:HA	2.18	0.78
1:B:140:PHE:CE1	1:B:588:ARG:HA	2.18	0.77
1:B:150:ASN:HA	1:B:153:VAL:HG12	1.64	0.77
1:C:309:TYR:HE2	1:C:325:ARG:HA	1.49	0.77
1:C:518:THR:HG22	1:C:520:GLN:H	1.48	0.77
1:E:140:PHE:CE1	1:E:588:ARG:HA	2.18	0.77
1:F:496:VAL:HG11	1:F:506:ILE:HG21	1.66	0.77
1:H:278:GLY:H	1:H:332:ILE:HG23	1.49	0.77
1:E:740:TRP:CZ2	1:F:314:PRO:HB2	2.19	0.77

Continued on next page...

Continued from previous page...

Atom-1	Atom-2	Interatomic distance (Å)	Clash overlap (Å)
1:A:310:THR:HG21	1:A:315:SER:HB3	1.66	0.77
1:E:280:LEU:HD12	1:E:337:ILE:HD13	1.65	0.77
1:A:208:ARG:HD2	1:A:208:ARG:O	1.83	0.77
1:H:140:PHE:CE1	1:H:588:ARG:HA	2.19	0.77
1:H:496:VAL:HG11	1:H:506:ILE:HG21	1.65	0.77
1:C:496:VAL:HG11	1:C:506:ILE:HG21	1.66	0.77
1:E:150:ASN:HA	1:E:153:VAL:HG12	1.66	0.77
1:G:314:PRO:HB2	1:H:740:TRP:CZ2	2.19	0.77
1:G:685:PHE:O	1:G:700:VAL:HG22	1.85	0.77
1:D:188:VAL:HG21	1:D:386:ILE:HD11	1.67	0.77
1:E:188:VAL:CG2	1:E:386:ILE:HD11	2.14	0.77
1:E:200:VAL:O	1:E:213:VAL:HB	1.85	0.77
1:G:310:THR:O	1:G:468:GLU:OE1	2.03	0.77
1:F:300:HIS:CE1	1:F:302:HIS:HB3	2.19	0.76
1:G:209:LEU:HG	1:G:210:VAL:H	1.50	0.76
1:A:280:LEU:HD12	1:A:337:ILE:HD13	1.66	0.76
1:A:309:TYR:HE2	1:A:325:ARG:HA	1.50	0.76
1:A:496:VAL:HG11	1:A:506:ILE:HG21	1.65	0.76
1:F:220:VAL:HG21	1:F:334:VAL:HG12	1.66	0.76
1:C:150:ASN:HA	1:C:153:VAL:HG12	1.67	0.76
1:G:140:PHE:CE1	1:G:588:ARG:HA	2.20	0.76
1:D:515:HIS:HD2	1:D:517:VAL:H	1.33	0.76
1:H:191:GLN:HE22	1:H:223:SER:H	1.33	0.76
1:C:201:ILE:HD13	1:C:212:LEU:HA	1.66	0.76
1:G:191:GLN:HE22	1:G:223:SER:H	1.34	0.76
1:G:518:THR:HG22	1:G:520:GLN:H	1.50	0.76
1:A:188:VAL:CG2	1:A:386:ILE:HD11	2.14	0.76
1:B:238:GLY:HA3	1:B:267:LYS:HG2	1.67	0.76
1:C:191:GLN:HE22	1:C:223:SER:H	1.32	0.76
1:F:515:HIS:HD2	1:F:517:VAL:H	1.32	0.76
1:H:210:VAL:HG22	1:H:211:TYR:N	1.97	0.76
1:E:758:ASN:HB2	1:F:183:ARG:O	1.85	0.75
1:D:508:LYS:NZ	1:E:624:ASP:HB2	2.00	0.75
1:E:220:VAL:HG21	1:E:334:VAL:HG12	1.68	0.75
1:G:210:VAL:HG13	1:G:211:TYR:H	1.52	0.75
1:B:191:GLN:HE22	1:B:223:SER:H	1.33	0.75
1:C:310:THR:HG21	1:C:315:SER:HB3	1.68	0.75
1:G:496:VAL:HG11	1:G:506:ILE:HG21	1.67	0.75
1:D:732:ARG:HH11	1:D:732:ARG:HG3	1.52	0.75
1:B:232:LEU:HD22	1:B:373:VAL:HG11	1.68	0.75
1:F:310:THR:HG21	1:F:315:SER:HB3	1.69	0.75

Continued on next page...

Continued from previous page...

Atom-1	Atom-2	Interatomic distance (Å)	Clash overlap (Å)
1:H:232:LEU:HD22	1:H:373:VAL:HG11	1.69	0.75
1:E:708:THR:HG23	1:E:710:PRO:HD2	1.69	0.75
1:G:318:HIS:O	1:G:322:PRO:HB3	1.87	0.75
1:B:518:THR:HG22	1:B:520:GLN:H	1.50	0.74
1:E:349:MET:HG2	1:E:367:THR:HA	1.68	0.74
1:G:708:THR:HG23	1:G:710:PRO:HD2	1.69	0.74
1:G:732:ARG:HH11	1:G:732:ARG:HG3	1.52	0.74
1:H:220:VAL:HG21	1:H:334:VAL:HG12	1.69	0.74
1:C:188:VAL:HG21	1:C:386:ILE:HD11	1.69	0.74
1:C:238:GLY:O	1:C:240:LYS:N	2.20	0.74
1:C:278:GLY:H	1:C:332:ILE:HG23	1.51	0.74
1:E:278:GLY:H	1:E:332:ILE:HG23	1.51	0.74
1:E:496:VAL:HG11	1:E:506:ILE:HG21	1.68	0.74
1:F:309:TYR:HE2	1:F:325:ARG:HA	1.51	0.74
1:H:150:ASN:HA	1:H:153:VAL:HG12	1.68	0.74
1:D:518:THR:HG22	1:D:520:GLN:H	1.52	0.74
1:E:310:THR:HG21	1:E:315:SER:HB3	1.70	0.74
1:H:310:THR:HG21	1:H:315:SER:HB3	1.69	0.74
1:A:150:ASN:HA	1:A:153:VAL:HG12	1.69	0.74
1:D:278:GLY:H	1:D:332:ILE:HG23	1.52	0.74
1:D:496:VAL:HG11	1:D:506:ILE:HG21	1.69	0.74
1:F:307:ASP:HB3	1:F:465:GLU:OE1	1.87	0.74
1:A:278:GLY:H	1:A:332:ILE:HG23	1.53	0.74
1:F:280:LEU:HD12	1:F:337:ILE:HD13	1.70	0.74
1:G:213:VAL:O	1:G:214:GLU:HB2	1.86	0.74
1:C:246:LEU:HD12	1:C:247:TYR:N	2.03	0.73
1:C:359:THR:HG22	1:C:360:ASP:N	2.02	0.73
1:C:685:PHE:O	1:C:700:VAL:HG22	1.88	0.73
1:E:398:GLU:HB2	1:E:446:ARG:HG2	1.70	0.73
1:G:232:LEU:HD22	1:G:373:VAL:HG11	1.70	0.73
1:G:349:MET:HG2	1:G:367:THR:HA	1.70	0.73
1:H:318:HIS:O	1:H:322:PRO:HB3	1.88	0.73
1:C:188:VAL:CG2	1:C:386:ILE:HD11	2.18	0.73
1:C:214:GLU:O	1:C:216:PRO:HD3	1.87	0.73
1:C:314:PRO:HB2	1:D:740:TRP:CZ2	2.23	0.73
1:A:191:GLN:HE22	1:A:223:SER:H	1.34	0.73
1:A:232:LEU:HD22	1:A:373:VAL:HG11	1.70	0.73
1:F:232:LEU:HD22	1:F:373:VAL:HG11	1.70	0.73
1:A:183:ARG:O	1:B:758:ASN:HB2	1.87	0.73
1:A:295:LEU:HD21	1:A:568:THR:HG21	1.70	0.73
1:F:518:THR:HG22	1:F:520:GLN:H	1.52	0.73

Continued on next page...

Continued from previous page...

Atom-1	Atom-2	Interatomic distance (Å)	Clash overlap (Å)
1:E:232:LEU:HD22	1:E:373:VAL:HG11	1.71	0.73
1:G:238:GLY:HA3	1:G:267:LYS:HG2	1.71	0.73
1:G:278:GLY:H	1:G:332:ILE:HG23	1.53	0.73
1:C:232:LEU:HD22	1:C:373:VAL:HG11	1.71	0.73
1:D:232:LEU:HD22	1:D:373:VAL:HG11	1.71	0.73
1:A:518:THR:HG22	1:A:520:GLN:H	1.54	0.73
1:B:407:ALA:HB3	1:B:426:LEU:HD12	1.70	0.73
1:C:239:THR:HB	1:C:244:GLU:CG	2.19	0.73
1:C:758:ASN:HB2	1:D:183:ARG:O	1.89	0.73
1:F:619:LEU:HD13	1:G:612:GLU:OE1	1.89	0.73
1:C:349:MET:HG2	1:C:367:THR:HA	1.71	0.73
1:E:397:VAL:C	1:E:399:PRO:HD3	2.09	0.73
1:E:685:PHE:O	1:E:700:VAL:HG22	1.88	0.73
1:F:612:GLU:OE1	1:G:619:LEU:HD13	1.88	0.73
1:H:140:PHE:O	1:H:144:ILE:HG13	1.89	0.73
1:A:188:VAL:HG21	1:A:386:ILE:HD11	1.70	0.72
1:A:229:THR:HB	1:A:374:LYS:HG3	1.71	0.72
1:E:518:THR:HG22	1:E:520:GLN:H	1.54	0.72
1:G:220:VAL:HG21	1:G:334:VAL:HG12	1.69	0.72
1:A:220:VAL:HG21	1:A:334:VAL:HG12	1.69	0.72
1:B:398:GLU:HB2	1:B:446:ARG:HG2	1.72	0.72
1:D:213:VAL:HG11	1:D:345:LEU:HD21	1.70	0.72
1:F:397:VAL:C	1:F:399:PRO:HD3	2.09	0.72
1:H:398:GLU:HB2	1:H:446:ARG:HG2	1.72	0.72
1:B:531:LYS:HE3	1:C:527:ASN:ND2	2.04	0.72
1:A:740:TRP:CZ2	1:B:314:PRO:HB2	2.25	0.72
1:B:305:THR:HG23	1:B:464:THR:HG21	1.71	0.72
1:B:318:HIS:O	1:B:322:PRO:HB3	1.88	0.72
1:F:210:VAL:HG13	1:F:211:TYR:N	2.00	0.72
1:B:278:GLY:H	1:B:332:ILE:HG23	1.54	0.72
1:B:295:LEU:HD21	1:B:568:THR:HG21	1.71	0.72
1:C:318:HIS:O	1:C:322:PRO:HB3	1.89	0.72
1:C:397:VAL:C	1:C:399:PRO:HD3	2.10	0.72
1:G:214:GLU:OE1	1:G:341:ALA:HB2	1.89	0.72
1:F:214:GLU:O	1:F:216:PRO:HD3	1.88	0.72
1:A:397:VAL:C	1:A:399:PRO:HD3	2.10	0.72
1:C:398:GLU:HB2	1:C:446:ARG:HG2	1.71	0.72
1:C:732:ARG:HG3	1:C:732:ARG:HH11	1.55	0.72
1:E:238:GLY:HA3	1:E:267:LYS:HG2	1.72	0.72
1:G:515:HIS:HD2	1:G:517:VAL:H	1.36	0.72
1:A:407:ALA:HB3	1:A:426:LEU:HD12	1.72	0.72

Continued on next page...

Continued from previous page...

Atom-1	Atom-2	Interatomic distance (Å)	Clash overlap (Å)
1:B:183:ARG:NH1	1:B:387:LEU:HD21	2.04	0.72
1:C:515:HIS:HD2	1:C:517:VAL:H	1.38	0.72
1:D:349:MET:HG2	1:D:367:THR:HA	1.72	0.72
1:G:397:VAL:C	1:G:399:PRO:HD3	2.10	0.72
1:A:212:LEU:HD21	1:A:215:ASN:HD21	1.55	0.71
1:B:297:PHE:O	1:B:336:THR:HG21	1.90	0.71
1:B:515:HIS:HD2	1:B:517:VAL:H	1.38	0.71
1:D:150:ASN:HA	1:D:153:VAL:HG12	1.72	0.71
1:G:465:GLU:OE2	1:G:468:GLU:CD	2.27	0.71
1:H:349:MET:HG2	1:H:367:THR:HA	1.72	0.71
1:F:188:VAL:HG21	1:F:386:ILE:HD11	1.70	0.71
1:H:229:THR:HB	1:H:374:LYS:HG3	1.71	0.71
1:A:318:HIS:O	1:A:322:PRO:HB3	1.90	0.71
1:B:229:THR:HB	1:B:374:LYS:HG3	1.70	0.71
1:E:203:VAL:HA	1:E:209:LEU:CB	2.11	0.71
1:C:256:ILE:HD11	1:C:349:MET:HE1	1.73	0.71
1:D:330:PRO:O	1:D:331:ASN:HB3	1.91	0.71
1:E:318:HIS:O	1:E:322:PRO:HB3	1.90	0.71
1:E:515:HIS:HD2	1:E:517:VAL:H	1.38	0.71
1:E:732:ARG:HH11	1:E:732:ARG:HG3	1.55	0.71
1:G:130:LYS:HE2	1:G:440:ASP:OD1	1.91	0.71
1:H:295:LEU:HD21	1:H:568:THR:HG21	1.72	0.71
1:H:397:VAL:C	1:H:399:PRO:HD3	2.11	0.71
1:H:518:THR:HG22	1:H:520:GLN:H	1.56	0.71
1:D:398:GLU:HB2	1:D:446:ARG:HG2	1.73	0.71
1:F:278:GLY:H	1:F:332:ILE:HG23	1.53	0.71
1:H:202:ILE:HG22	1:H:209:LEU:HD23	1.73	0.71
1:H:330:PRO:O	1:H:331:ASN:HB3	1.91	0.71
1:H:708:THR:HG23	1:H:710:PRO:HD2	1.72	0.71
1:D:397:VAL:C	1:D:399:PRO:HD3	2.12	0.71
1:F:238:GLY:HA3	1:F:267:LYS:HG2	1.72	0.71
1:H:188:VAL:HG21	1:H:386:ILE:HD11	1.71	0.71
1:B:188:VAL:CG2	1:B:386:ILE:HD11	2.21	0.71
1:F:732:ARG:HG3	1:F:732:ARG:HH11	1.56	0.71
1:G:313:PHE:O	1:G:468:GLU:OE1	2.09	0.71
1:A:515:HIS:HD2	1:A:517:VAL:H	1.37	0.70
1:D:239:THR:HB	1:D:244:GLU:CG	2.21	0.70
1:F:398:GLU:HB2	1:F:446:ARG:HG2	1.72	0.70
1:D:651:ARG:HH21	1:E:658:THR:HG21	1.57	0.70
1:B:229:THR:HB	1:B:374:LYS:CG	2.21	0.70
1:B:341:ALA:O	1:B:345:LEU:HD23	1.91	0.70

Continued on next page...

Continued from previous page...

Atom-1	Atom-2	Interatomic distance (Å)	Clash overlap (Å)
1:D:191:GLN:HE22	1:D:223:SER:H	1.40	0.70
1:E:313:PHE:O	1:E:468:GLU:OE1	2.09	0.70
1:H:297:PHE:O	1:H:336:THR:HG21	1.91	0.70
1:D:200:VAL:HG23	1:D:213:VAL:HB	1.72	0.70
1:E:295:LEU:HD21	1:E:568:THR:HG21	1.71	0.70
1:A:685:PHE:O	1:A:700:VAL:HG22	1.90	0.70
1:C:211:TYR:HB3	1:C:213:VAL:H	1.57	0.70
1:E:188:VAL:HG21	1:E:386:ILE:HD11	1.72	0.70
1:F:239:THR:HB	1:F:244:GLU:CG	2.21	0.70
1:F:150:ASN:HA	1:F:153:VAL:HG12	1.72	0.70
1:F:318:HIS:O	1:F:322:PRO:HB3	1.91	0.70
1:F:520:GLN:NE2	1:G:240:LYS:HZ3	1.90	0.70
1:H:209:LEU:HD21	1:H:371:LYS:HG2	1.72	0.70
1:A:130:LYS:HE2	1:A:440:ASP:OD1	1.92	0.70
1:B:732:ARG:HH11	1:B:732:ARG:HG3	1.55	0.70
1:C:330:PRO:O	1:C:331:ASN:HB3	1.92	0.70
1:D:297:PHE:O	1:D:336:THR:HG21	1.90	0.70
1:E:200:VAL:HG23	1:E:213:VAL:HB	1.72	0.70
1:E:297:PHE:O	1:E:336:THR:HG21	1.92	0.70
1:G:398:GLU:HB2	1:G:446:ARG:HG2	1.72	0.70
1:C:232:LEU:HB3	1:C:367:THR:HG23	1.71	0.70
1:C:280:LEU:HD12	1:C:337:ILE:HD13	1.73	0.70
1:F:708:THR:HG23	1:F:710:PRO:HD2	1.73	0.70
1:G:188:VAL:HG21	1:G:386:ILE:HD11	1.72	0.70
1:D:130:LYS:HE2	1:D:440:ASP:OD1	1.92	0.70
1:D:140:PHE:O	1:D:144:ILE:HG13	1.90	0.70
1:G:140:PHE:O	1:G:144:ILE:HG13	1.91	0.70
1:E:229:THR:HB	1:E:374:LYS:HG3	1.73	0.70
1:F:191:GLN:HE22	1:F:223:SER:H	1.40	0.70
1:E:183:ARG:NH1	1:E:387:LEU:HD21	2.06	0.69
1:E:191:GLN:HE22	1:E:223:SER:H	1.37	0.69
1:E:330:PRO:O	1:E:331:ASN:HB3	1.92	0.69
1:A:183:ARG:NH1	1:A:387:LEU:HD21	2.08	0.69
1:G:239:THR:HB	1:G:244:GLU:CG	2.22	0.69
1:G:297:PHE:O	1:G:336:THR:HG21	1.92	0.69
1:H:732:ARG:HH11	1:H:732:ARG:HG3	1.56	0.69
1:F:238:GLY:O	1:F:240:LYS:N	2.25	0.69
1:A:229:THR:HB	1:A:374:LYS:CG	2.21	0.69
1:D:620:SER:OG	1:E:508:LYS:HE2	1.93	0.69
1:G:202:ILE:H	1:G:213:VAL:HG21	1.56	0.69
1:B:204:ASP:C	1:B:206:ASN:H	1.95	0.69

Continued on next page...

Continued from previous page...

Atom-1	Atom-2	Interatomic distance (Å)	Clash overlap (Å)
1:H:214:GLU:O	1:H:216:PRO:HD3	1.90	0.69
1:B:238:GLY:HA3	1:B:267:LYS:CG	2.22	0.69
1:B:397:VAL:C	1:B:399:PRO:HD3	2.12	0.69
1:F:254:ILE:HA	1:F:277:ILE:O	1.92	0.69
1:H:488:VAL:O	1:H:489:LEU:HD12	1.92	0.69
1:A:626:ASN:HB3	1:A:629:ARG:HH21	1.58	0.69
1:C:131:LEU:O	1:C:135:LEU:HD23	1.93	0.69
1:C:238:GLY:HA3	1:C:267:LYS:HG2	1.74	0.69
1:E:214:GLU:O	1:E:216:PRO:HD3	1.93	0.69
1:E:314:PRO:HB2	1:F:740:TRP:CZ2	2.28	0.69
1:G:210:VAL:HG22	1:G:211:TYR:N	2.08	0.69
1:G:309:TYR:CE2	1:G:325:ARG:HA	2.28	0.69
1:G:310:THR:OG1	1:G:468:GLU:OE1	2.09	0.69
1:G:330:PRO:O	1:G:331:ASN:HB3	1.92	0.69
1:G:740:TRP:CZ2	1:H:314:PRO:HB2	2.28	0.69
1:H:183:ARG:NH1	1:H:387:LEU:HD21	2.08	0.69
1:B:625:LEU:HD21	1:B:639:LEU:HD11	1.73	0.69
1:D:624:ASP:HB2	1:E:508:LYS:NZ	2.07	0.69
1:H:239:THR:HB	1:H:244:GLU:CG	2.23	0.69
1:A:732:ARG:HH11	1:A:732:ARG:HG3	1.58	0.69
1:C:210:VAL:O	1:C:210:VAL:HG12	1.92	0.69
1:A:398:GLU:HB2	1:A:446:ARG:HG2	1.75	0.68
1:B:150:ASN:HA	1:B:153:VAL:CG1	2.22	0.68
1:B:309:TYR:CE2	1:B:325:ARG:HA	2.28	0.68
1:G:183:ARG:NH1	1:G:387:LEU:HD21	2.08	0.68
1:H:605:VAL:HG11	1:H:665:LYS:HB3	1.76	0.68
1:A:214:GLU:O	1:A:216:PRO:HD3	1.94	0.68
1:A:708:THR:CG2	1:A:710:PRO:HD2	2.22	0.68
1:B:351:GLY:O	1:B:364:ARG:HD3	1.93	0.68
1:F:246:LEU:HD12	1:F:247:TYR:N	2.08	0.68
1:G:131:LEU:O	1:G:135:LEU:HD23	1.93	0.68
1:H:229:THR:HB	1:H:374:LYS:CG	2.23	0.68
1:A:330:PRO:O	1:A:331:ASN:HB3	1.93	0.68
1:F:624:ASP:HB2	1:G:508:LYS:NZ	2.08	0.68
1:B:506:ILE:O	1:B:510:MET:HG3	1.93	0.68
1:C:238:GLY:HA3	1:C:267:LYS:CG	2.23	0.68
1:E:229:THR:HB	1:E:374:LYS:CG	2.24	0.68
1:G:204:ASP:C	1:G:206:ASN:H	1.95	0.68
1:B:183:ARG:HH12	1:B:387:LEU:HD21	1.58	0.68
1:C:130:LYS:HE2	1:C:440:ASP:OD1	1.92	0.68
1:C:300:HIS:HE2	1:C:459:GLY:CA	2.07	0.68

Continued on next page...

Continued from previous page...

Atom-1	Atom-2	Interatomic distance (Å)	Clash overlap (Å)
1:F:183:ARG:NH1	1:F:387:LEU:HD21	2.08	0.68
1:F:208:ARG:H	1:F:208:ARG:HD3	1.59	0.68
1:B:349:MET:HG2	1:B:367:THR:HA	1.76	0.68
1:D:232:LEU:HB3	1:D:367:THR:HG23	1.75	0.68
1:E:488:VAL:O	1:E:489:LEU:HD12	1.93	0.68
1:H:209:LEU:HD12	1:H:210:VAL:H	1.59	0.68
1:H:490:GLY:HA3	1:H:559:GLU:HG2	1.76	0.68
1:B:330:PRO:O	1:B:331:ASN:HB3	1.94	0.68
1:D:318:HIS:O	1:D:322:PRO:HB3	1.93	0.68
1:F:520:GLN:NE2	1:G:240:LYS:NZ	2.42	0.68
1:G:208:ARG:CG	1:G:209:LEU:H	2.02	0.68
1:H:309:TYR:CE2	1:H:325:ARG:HA	2.27	0.68
1:A:349:MET:HG2	1:A:367:THR:HA	1.73	0.68
1:A:488:VAL:O	1:A:489:LEU:HD12	1.94	0.68
1:B:213:VAL:HG11	1:B:345:LEU:HD21	1.74	0.68
1:H:515:HIS:HD2	1:H:517:VAL:H	1.41	0.68
1:A:239:THR:HB	1:A:244:GLU:CG	2.22	0.68
1:F:646:ARG:HG2	1:F:646:ARG:NH1	2.09	0.68
1:B:542:PHE:HB3	1:B:543:PRO:HD3	1.75	0.67
1:H:298:PHE:HB2	1:H:412:TRP:CD2	2.29	0.67
1:D:313:PHE:O	1:D:468:GLU:OE1	2.11	0.67
1:F:229:THR:HB	1:F:374:LYS:HG3	1.74	0.67
1:F:330:PRO:O	1:F:331:ASN:HB3	1.94	0.67
1:F:626:ASN:HB3	1:F:629:ARG:HH21	1.60	0.67
1:F:685:PHE:O	1:F:700:VAL:HG22	1.94	0.67
1:B:239:THR:HB	1:B:244:GLU:CG	2.24	0.67
1:D:213:VAL:HG11	1:D:345:LEU:CD2	2.24	0.67
1:E:309:TYR:CE2	1:E:325:ARG:HA	2.27	0.67
1:G:150:ASN:HA	1:G:153:VAL:CG1	2.24	0.67
1:A:297:PHE:O	1:A:336:THR:HG21	1.94	0.67
1:A:341:ALA:O	1:A:345:LEU:HD23	1.95	0.67
1:B:220:VAL:HG21	1:B:334:VAL:HG12	1.75	0.67
1:D:220:VAL:HG21	1:D:334:VAL:HG12	1.74	0.67
1:E:210:VAL:HG22	1:E:211:TYR:N	2.09	0.67
1:F:240:LYS:NZ	1:G:520:GLN:HE22	1.92	0.67
1:F:351:GLY:O	1:F:364:ARG:HD3	1.94	0.67
1:G:238:GLY:HA3	1:G:267:LYS:CG	2.23	0.67
1:D:658:THR:HG21	1:E:651:ARG:HH21	1.58	0.67
1:B:254:ILE:HA	1:B:277:ILE:O	1.94	0.67
1:B:337:ILE:HG23	1:B:341:ALA:HB3	1.77	0.67
1:D:309:TYR:CE2	1:D:325:ARG:HA	2.29	0.67

Continued on next page...

Continued from previous page...

Atom-1	Atom-2	Interatomic distance (Å)	Clash overlap (Å)
1:D:619:LEU:HD13	1:E:612:GLU:OE1	1.94	0.67
1:E:232:LEU:HB3	1:E:367:THR:HG23	1.75	0.67
1:G:254:ILE:HA	1:G:277:ILE:O	1.95	0.67
1:H:407:ALA:HB3	1:H:426:LEU:HD12	1.77	0.67
1:A:155:ARG:HH21	1:A:165:LEU:HD22	1.60	0.67
1:B:307:ASP:HB3	1:B:465:GLU:OE1	1.94	0.67
1:B:313:PHE:O	1:B:468:GLU:OE1	2.12	0.67
1:B:188:VAL:HG21	1:B:386:ILE:HD11	1.76	0.67
1:C:542:PHE:HB3	1:C:543:PRO:HD3	1.74	0.67
1:E:740:TRP:CH2	1:F:314:PRO:HB2	2.30	0.67
1:F:349:MET:HG2	1:F:367:THR:HA	1.77	0.67
1:H:690:VAL:HG23	1:H:698:ARG:HG2	1.77	0.67
1:C:150:ASN:HA	1:C:153:VAL:CG1	2.24	0.67
1:F:238:GLY:HA3	1:F:267:LYS:CG	2.25	0.67
1:F:297:PHE:O	1:F:336:THR:HG21	1.95	0.67
1:F:403:VAL:HG22	1:F:479:PHE:CZ	2.29	0.67
1:H:238:GLY:HA3	1:H:267:LYS:HG2	1.76	0.67
1:B:300:HIS:HE2	1:B:459:GLY:CA	2.07	0.67
1:E:403:VAL:HG22	1:E:479:PHE:CZ	2.30	0.67
1:A:309:TYR:CE2	1:A:325:ARG:HA	2.30	0.66
1:B:208:ARG:O	1:B:208:ARG:HG2	1.94	0.66
1:B:526:SER:O	1:C:533:GLU:HG3	1.94	0.66
1:C:191:GLN:HE22	1:C:223:SER:N	1.93	0.66
1:E:150:ASN:HA	1:E:153:VAL:CG1	2.24	0.66
1:F:232:LEU:HD11	1:F:256:ILE:HG13	1.76	0.66
1:G:229:THR:HB	1:G:374:LYS:HG3	1.77	0.66
1:A:254:ILE:HA	1:A:277:ILE:O	1.95	0.66
1:A:686:LEU:HD23	1:A:699:HIS:CA	2.25	0.66
1:D:254:ILE:HA	1:D:277:ILE:O	1.95	0.66
1:E:130:LYS:HE2	1:E:440:ASP:OD1	1.94	0.66
1:G:465:GLU:OE2	1:G:468:GLU:OE2	2.12	0.66
1:D:280:LEU:HD12	1:D:337:ILE:HD13	1.77	0.66
1:E:626:ASN:HB3	1:E:629:ARG:HH21	1.61	0.66
1:F:490:GLY:HA3	1:F:559:GLU:HG2	1.77	0.66
1:G:407:ALA:HB3	1:G:426:LEU:HD12	1.78	0.66
1:A:351:GLY:O	1:A:364:ARG:HD3	1.95	0.66
1:C:254:ILE:HA	1:C:277:ILE:O	1.96	0.66
1:C:297:PHE:O	1:C:336:THR:HG21	1.94	0.66
1:G:183:ARG:HH12	1:G:387:LEU:HD21	1.60	0.66
1:G:758:ASN:HD22	1:G:758:ASN:N	1.93	0.66
1:H:351:GLY:O	1:H:364:ARG:HD3	1.95	0.66

Continued on next page...

Continued from previous page...

Atom-1	Atom-2	Interatomic distance (Å)	Clash overlap (Å)
1:A:311:PRO:O	1:A:693:LYS:HA	1.96	0.66
1:C:309:TYR:CE2	1:C:325:ARG:HA	2.30	0.66
1:D:238:GLY:HA3	1:D:267:LYS:HG2	1.77	0.66
1:E:201:ILE:CD1	1:E:212:LEU:HA	2.23	0.66
1:E:239:THR:HB	1:E:244:GLU:CG	2.25	0.66
1:A:150:ASN:HA	1:A:153:VAL:CG1	2.26	0.66
1:D:359:THR:HG22	1:D:360:ASP:N	2.07	0.66
1:G:202:ILE:N	1:G:213:VAL:HG21	2.10	0.66
1:A:490:GLY:HA3	1:A:559:GLU:HG2	1.76	0.66
1:D:183:ARG:NH1	1:D:387:LEU:HD21	2.09	0.66
1:E:238:GLY:HA3	1:E:267:LYS:CG	2.26	0.66
1:F:229:THR:HB	1:F:374:LYS:CG	2.25	0.66
1:F:407:ALA:HB3	1:F:426:LEU:HD12	1.77	0.66
1:H:625:LEU:HD21	1:H:639:LEU:HD11	1.78	0.66
1:A:140:PHE:O	1:A:144:ILE:HG13	1.94	0.66
1:B:167:LEU:HD22	1:B:183:ARG:HH22	1.58	0.66
1:B:527:ASN:CG	1:C:531:LYS:HE3	2.15	0.66
1:D:238:GLY:HA3	1:D:267:LYS:CG	2.26	0.66
1:D:336:THR:O	1:D:337:ILE:HD12	1.96	0.66
1:G:349:MET:HB3	1:G:366:VAL:O	1.95	0.66
1:A:359:THR:HG22	1:A:360:ASP:N	2.06	0.66
1:E:664:GLU:CD	1:E:664:GLU:H	1.99	0.66
1:F:309:TYR:CE2	1:F:325:ARG:HA	2.31	0.66
1:C:618:LEU:HD11	1:C:742:ILE:HD13	1.77	0.66
1:D:211:TYR:HD2	1:D:213:VAL:HA	1.61	0.66
1:D:664:GLU:H	1:D:664:GLU:CD	1.98	0.66
1:E:351:GLY:O	1:E:364:ARG:HD3	1.96	0.66
1:F:542:PHE:HB3	1:F:543:PRO:HD3	1.76	0.66
1:G:156:GLU:HG2	1:G:157:ALA:H	1.60	0.66
1:E:203:VAL:HG23	1:E:206:ASN:O	1.96	0.65
1:F:758:ASN:HD22	1:F:758:ASN:N	1.93	0.65
1:G:201:ILE:HA	1:G:213:VAL:CG2	2.26	0.65
1:G:211:TYR:HD2	1:G:212:LEU:N	1.94	0.65
1:A:337:ILE:HG23	1:A:341:ALA:HB3	1.77	0.65
1:D:758:ASN:HD22	1:D:758:ASN:N	1.94	0.65
1:E:167:LEU:HD22	1:E:183:ARG:HH22	1.61	0.65
1:E:213:VAL:CG1	1:E:345:LEU:HD21	2.26	0.65
1:F:625:LEU:HD21	1:F:639:LEU:HD11	1.77	0.65
1:H:709:LEU:HB3	1:H:710:PRO:HD3	1.78	0.65
1:A:664:GLU:H	1:A:664:GLU:CD	2.00	0.65
1:B:359:THR:HG22	1:B:360:ASP:N	2.03	0.65

Continued on next page...

Continued from previous page...

Atom-1	Atom-2	Interatomic distance (Å)	Clash overlap (Å)
1:C:490:GLY:HA3	1:C:559:GLU:HG2	1.78	0.65
1:A:209:LEU:CG	1:A:210:VAL:H	2.07	0.65
1:A:238:GLY:O	1:A:240:LYS:N	2.29	0.65
1:D:588:ARG:HH11	1:D:588:ARG:HG3	1.62	0.65
1:D:686:LEU:HD23	1:D:699:HIS:CA	2.26	0.65
1:H:626:ASN:HB3	1:H:629:ARG:HH21	1.62	0.65
1:B:232:LEU:HB3	1:B:367:THR:HG23	1.76	0.65
1:C:155:ARG:HH21	1:C:165:LEU:HD22	1.62	0.65
1:F:337:ILE:HG23	1:F:341:ALA:HB3	1.79	0.65
1:F:664:GLU:H	1:F:664:GLU:CD	2.00	0.65
1:H:232:LEU:HB3	1:H:367:THR:HG23	1.78	0.65
1:B:139:ASP:OD1	1:B:141:THR:HG22	1.97	0.65
1:B:353:CYS:HB2	1:B:363:CYS:O	1.96	0.65
1:D:167:LEU:HD22	1:D:183:ARG:HH22	1.61	0.65
1:F:130:LYS:HE2	1:F:440:ASP:OD1	1.96	0.65
1:B:527:ASN:HD21	1:C:531:LYS:HE3	1.60	0.65
1:C:183:ARG:NH1	1:C:387:LEU:HD21	2.11	0.65
1:E:194:ASP:HB3	1:E:378:SER:O	1.96	0.65
1:E:210:VAL:HG13	1:E:211:TYR:N	2.10	0.65
1:E:341:ALA:O	1:E:345:LEU:HD23	1.97	0.65
1:E:686:LEU:HD23	1:E:699:HIS:CA	2.27	0.65
1:G:211:TYR:HD2	1:G:213:VAL:H	1.45	0.65
1:G:229:THR:HB	1:G:374:LYS:CG	2.26	0.65
1:G:232:LEU:HB3	1:G:367:THR:HG23	1.77	0.65
1:G:716:LEU:HD13	1:G:731:PHE:CE1	2.32	0.65
1:H:254:ILE:HA	1:H:277:ILE:O	1.96	0.65
1:H:256:ILE:HD11	1:H:349:MET:HE1	1.78	0.65
1:H:359:THR:HG22	1:H:360:ASP:N	2.08	0.65
1:H:758:ASN:HD22	1:H:758:ASN:N	1.95	0.65
1:A:183:ARG:HH12	1:A:387:LEU:HD21	1.61	0.65
1:A:232:LEU:HD21	1:A:256:ILE:HD11	1.79	0.65
1:B:140:PHE:O	1:B:144:ILE:HG13	1.96	0.65
1:C:191:GLN:NE2	1:C:223:SER:H	1.94	0.65
1:C:488:VAL:O	1:C:489:LEU:HD12	1.97	0.65
1:C:506:ILE:O	1:C:510:MET:HG3	1.96	0.65
1:F:256:ILE:HD11	1:F:349:MET:HE1	1.79	0.65
1:G:446:ARG:HD2	1:G:479:PHE:CE2	2.31	0.65
1:H:240:LYS:C	1:H:242:ASP:H	2.00	0.65
1:A:232:LEU:HB3	1:A:367:THR:HG23	1.78	0.65
1:B:626:ASN:HB3	1:B:629:ARG:HH21	1.62	0.65
1:B:686:LEU:HD23	1:B:699:HIS:CA	2.26	0.65

Continued on next page...

Continued from previous page...

Atom-1	Atom-2	Interatomic distance (Å)	Clash overlap (Å)
1:C:351:GLY:O	1:C:364:ARG:HD3	1.96	0.65
1:D:626:ASN:HB3	1:D:629:ARG:HH21	1.62	0.65
1:H:506:ILE:O	1:H:510:MET:HG3	1.96	0.65
1:A:686:LEU:HD23	1:A:699:HIS:HA	1.79	0.64
1:B:612:GLU:OE1	1:C:619:LEU:HD13	1.95	0.64
1:C:204:ASP:O	1:C:206:ASN:N	2.30	0.64
1:D:139:ASP:OD1	1:D:141:THR:HG22	1.97	0.64
1:D:188:VAL:HG21	1:D:461:VAL:HG11	1.77	0.64
1:H:150:ASN:HA	1:H:153:VAL:CG1	2.26	0.64
1:A:353:CYS:HB2	1:A:363:CYS:O	1.97	0.64
1:B:191:GLN:NE2	1:B:223:SER:H	1.95	0.64
1:B:229:THR:HB	1:B:374:LYS:CB	2.27	0.64
1:B:664:GLU:CD	1:B:664:GLU:H	2.01	0.64
1:C:307:ASP:HB3	1:C:465:GLU:OE1	1.96	0.64
1:C:758:ASN:HD22	1:C:758:ASN:N	1.92	0.64
1:D:341:ALA:O	1:D:345:LEU:HD23	1.98	0.64
1:D:542:PHE:HB3	1:D:543:PRO:HD3	1.77	0.64
1:E:131:LEU:O	1:E:135:LEU:HD23	1.96	0.64
1:G:130:LYS:HE2	1:G:440:ASP:CG	2.17	0.64
1:G:626:ASN:HB3	1:G:629:ARG:HH21	1.61	0.64
1:A:625:LEU:HD21	1:A:639:LEU:HD11	1.79	0.64
1:D:214:GLU:O	1:D:216:PRO:HD3	1.96	0.64
1:D:246:LEU:HD12	1:D:247:TYR:N	2.11	0.64
1:D:605:VAL:HG11	1:D:665:LYS:HB3	1.79	0.64
1:D:708:THR:CG2	1:D:710:PRO:HD2	2.27	0.64
1:F:232:LEU:HB3	1:F:367:THR:HG23	1.78	0.64
1:G:155:ARG:HH21	1:G:165:LEU:HD22	1.62	0.64
1:G:337:ILE:HG23	1:G:341:ALA:HB3	1.78	0.64
1:A:654:SER:O	1:A:657:THR:HG22	1.98	0.64
1:A:758:ASN:HD22	1:A:758:ASN:N	1.96	0.64
1:E:183:ARG:HH12	1:E:387:LEU:HD21	1.61	0.64
1:E:213:VAL:O	1:E:214:GLU:HB2	1.97	0.64
1:G:351:GLY:O	1:G:364:ARG:HD3	1.97	0.64
1:H:183:ARG:HH12	1:H:387:LEU:HD21	1.62	0.64
1:H:246:LEU:HD12	1:H:247:TYR:N	2.11	0.64
1:H:300:HIS:HE2	1:H:459:GLY:CA	2.09	0.64
1:F:349:MET:HB3	1:F:366:VAL:O	1.98	0.64
1:G:664:GLU:H	1:G:664:GLU:CD	2.01	0.64
1:G:758:ASN:HB2	1:H:183:ARG:O	1.97	0.64
1:H:403:VAL:HG22	1:H:479:PHE:CZ	2.33	0.64
1:A:240:LYS:C	1:A:242:ASP:H	2.00	0.64

Continued on next page...

Continued from previous page...

Atom-1	Atom-2	Interatomic distance (Å)	Clash overlap (Å)
1:F:664:GLU:OE1	1:F:667:ASP:HB2	1.97	0.64
1:H:204:ASP:HB2	1:H:371:LYS:HB3	1.80	0.64
1:A:238:GLY:HA3	1:A:267:LYS:HG2	1.79	0.64
1:C:306:GLY:HA2	1:C:461:VAL:CA	2.24	0.64
1:D:324:SER:HB3	1:D:325:ARG:HE	1.63	0.64
1:D:508:LYS:HE2	1:E:620:SER:OG	1.97	0.64
1:D:664:GLU:OE1	1:D:667:ASP:HB2	1.96	0.64
1:E:130:LYS:HE2	1:E:440:ASP:CG	2.18	0.64
1:E:254:ILE:HA	1:E:277:ILE:O	1.98	0.64
1:E:256:ILE:HD11	1:E:349:MET:HE1	1.80	0.64
1:E:471:LEU:HD13	1:E:547:TYR:OH	1.98	0.64
1:G:246:LEU:HD12	1:G:247:TYR:N	2.12	0.64
1:H:220:VAL:HG12	1:H:301:ALA:HB2	1.80	0.64
1:H:238:GLY:HA3	1:H:267:LYS:CG	2.27	0.64
1:A:246:LEU:HD12	1:A:247:TYR:N	2.12	0.64
1:C:295:LEU:HD21	1:C:568:THR:HG21	1.79	0.64
1:E:349:MET:HB3	1:E:366:VAL:O	1.97	0.64
1:E:490:GLY:HA3	1:E:559:GLU:HG2	1.78	0.64
1:F:515:HIS:CD2	1:F:517:VAL:H	2.15	0.64
1:F:531:LYS:HE3	1:G:527:ASN:ND2	2.12	0.64
1:G:295:LEU:HD21	1:G:568:THR:HG21	1.79	0.64
1:G:542:PHE:HB3	1:G:543:PRO:HD3	1.79	0.64
1:H:131:LEU:O	1:H:135:LEU:HD23	1.98	0.64
1:H:191:GLN:NE2	1:H:223:SER:H	1.95	0.64
1:B:130:LYS:HE2	1:B:440:ASP:OD1	1.97	0.64
1:B:716:LEU:HD13	1:B:731:PHE:CE1	2.33	0.64
1:C:238:GLY:O	1:C:262:ILE:HD11	1.98	0.64
1:E:664:GLU:OE1	1:E:667:ASP:HB2	1.98	0.64
1:A:542:PHE:HB3	1:A:543:PRO:HD3	1.80	0.64
1:C:130:LYS:HE2	1:C:440:ASP:CG	2.19	0.64
1:D:220:VAL:CG1	1:D:301:ALA:HB2	2.27	0.64
1:H:130:LYS:HE2	1:H:440:ASP:OD1	1.97	0.64
1:A:167:LEU:HD22	1:A:183:ARG:HH22	1.63	0.63
1:A:210:VAL:HG22	1:A:211:TYR:H	1.63	0.63
1:B:349:MET:HB3	1:B:366:VAL:O	1.98	0.63
1:H:686:LEU:HD23	1:H:699:HIS:CA	2.28	0.63
1:A:232:LEU:HD11	1:A:256:ILE:HG13	1.79	0.63
1:B:220:VAL:CG1	1:B:301:ALA:HB2	2.28	0.63
1:B:758:ASN:N	1:B:758:ASN:HD22	1.97	0.63
1:D:515:HIS:CD2	1:D:517:VAL:H	2.15	0.63
1:G:341:ALA:O	1:G:345:LEU:HD23	1.97	0.63

Continued on next page...

Continued from previous page...

Atom-1	Atom-2	Interatomic distance (Å)	Clash overlap (Å)
1:G:488:VAL:C	1:G:489:LEU:HD12	2.19	0.63
1:A:488:VAL:C	1:A:489:LEU:HD12	2.18	0.63
1:E:238:GLY:O	1:E:240:LYS:N	2.30	0.63
1:G:646:ARG:HG2	1:G:646:ARG:NH1	2.14	0.63
1:H:191:GLN:HE22	1:H:223:SER:N	1.97	0.63
1:C:336:THR:O	1:C:337:ILE:HD12	1.98	0.63
1:D:240:LYS:C	1:D:242:ASP:H	2.02	0.63
1:D:407:ALA:HB3	1:D:426:LEU:HD12	1.80	0.63
1:E:353:CYS:HB2	1:E:363:CYS:O	1.98	0.63
1:A:515:HIS:CD2	1:A:517:VAL:H	2.16	0.63
1:F:336:THR:O	1:F:337:ILE:HD12	1.99	0.63
1:B:155:ARG:HH21	1:B:165:LEU:HD22	1.64	0.63
1:B:201:ILE:HD13	1:B:212:LEU:HA	1.80	0.63
1:C:349:MET:HB3	1:C:366:VAL:O	1.98	0.63
1:E:605:VAL:HG11	1:E:665:LYS:HB3	1.81	0.63
1:H:298:PHE:HE2	1:H:457:ASP:HB3	1.62	0.63
1:H:324:SER:HB3	1:H:325:ARG:HE	1.64	0.63
1:D:256:ILE:HD11	1:D:349:MET:HE1	1.81	0.63
1:D:351:GLY:O	1:D:364:ARG:HD3	1.99	0.63
1:D:353:CYS:HB2	1:D:363:CYS:O	1.99	0.63
1:D:686:LEU:HD23	1:D:699:HIS:HA	1.79	0.63
1:E:336:THR:O	1:E:337:ILE:HD12	1.99	0.63
1:A:555:PHE:CE2	1:A:593:VAL:HG23	2.34	0.63
1:B:200:VAL:HG23	1:B:213:VAL:HB	1.79	0.63
1:B:690:VAL:HG23	1:B:698:ARG:HG2	1.81	0.63
1:E:737:LEU:HD11	1:F:693:LYS:HE2	1.81	0.63
1:F:130:LYS:HE2	1:F:440:ASP:CG	2.20	0.63
1:G:191:GLN:NE2	1:G:223:SER:H	1.96	0.63
1:H:349:MET:HB2	1:H:364:ARG:CG	2.28	0.63
1:A:130:LYS:HE2	1:A:440:ASP:CG	2.19	0.63
1:A:664:GLU:OE1	1:A:667:ASP:HB2	1.99	0.63
1:B:349:MET:HB2	1:B:364:ARG:CG	2.27	0.63
1:B:446:ARG:HD2	1:B:479:PHE:CE2	2.34	0.63
1:E:359:THR:HG22	1:E:360:ASP:N	2.06	0.63
1:F:183:ARG:HH12	1:F:387:LEU:HD21	1.62	0.63
1:H:220:VAL:CG1	1:H:301:ALA:HB2	2.29	0.63
1:H:542:PHE:HB3	1:H:543:PRO:HD3	1.78	0.63
1:A:238:GLY:HA3	1:A:267:LYS:CG	2.29	0.62
1:B:256:ILE:HD11	1:B:349:MET:HE1	1.81	0.62
1:C:211:TYR:C	1:C:213:VAL:H	2.01	0.62
1:G:191:GLN:HE22	1:G:223:SER:N	1.96	0.62

Continued on next page...

Continued from previous page...

Atom-1	Atom-2	Interatomic distance (Å)	Clash overlap (Å)
1:H:278:GLY:H	1:H:332:ILE:CG2	2.12	0.62
1:A:156:GLU:HG2	1:A:157:ALA:H	1.64	0.62
1:C:654:SER:O	1:C:657:THR:HG22	1.99	0.62
1:E:324:SER:HB3	1:E:325:ARG:HE	1.63	0.62
1:E:686:LEU:HD23	1:E:699:HIS:HA	1.80	0.62
1:E:758:ASN:HD22	1:E:758:ASN:N	1.96	0.62
1:F:300:HIS:HE2	1:F:459:GLY:CA	2.12	0.62
1:G:256:ILE:HD11	1:G:349:MET:HE1	1.81	0.62
1:B:625:LEU:CD2	1:B:639:LEU:HD11	2.28	0.62
1:D:201:ILE:HD13	1:D:212:LEU:CA	2.24	0.62
1:E:167:LEU:CD2	1:E:183:ARG:HH22	2.11	0.62
1:F:140:PHE:O	1:F:144:ILE:HG13	1.99	0.62
1:F:305:THR:HG23	1:F:464:THR:HG21	1.79	0.62
1:G:540:ALA:O	1:G:543:PRO:HD2	2.00	0.62
1:G:686:LEU:HD23	1:G:699:HIS:CA	2.29	0.62
1:A:191:GLN:NE2	1:A:223:SER:H	1.97	0.62
1:A:446:ARG:HD2	1:A:479:PHE:CE2	2.34	0.62
1:D:130:LYS:HE2	1:D:440:ASP:CG	2.20	0.62
1:D:229:THR:HB	1:D:374:LYS:HG3	1.80	0.62
1:E:407:ALA:HB3	1:E:426:LEU:HD12	1.81	0.62
1:H:324:SER:CB	1:H:325:ARG:HE	2.13	0.62
1:H:664:GLU:CD	1:H:664:GLU:H	2.03	0.62
1:C:515:HIS:CD2	1:C:517:VAL:H	2.17	0.62
1:D:238:GLY:H	1:D:257:VAL:HB	1.65	0.62
1:G:240:LYS:C	1:G:242:ASP:H	2.03	0.62
1:G:664:GLU:OE1	1:G:667:ASP:HB2	1.99	0.62
1:B:488:VAL:O	1:B:489:LEU:HD12	1.98	0.62
1:D:238:GLY:O	1:D:240:LYS:N	2.32	0.62
1:D:278:GLY:H	1:D:332:ILE:CG2	2.12	0.62
1:E:655:ARG:NH1	1:E:751:GLY:HA2	2.14	0.62
1:F:155:ARG:HH21	1:F:165:LEU:HD22	1.64	0.62
1:F:655:ARG:NH1	1:F:751:GLY:HA2	2.13	0.62
1:H:155:ARG:HH21	1:H:165:LEU:HD22	1.65	0.62
1:H:306:GLY:HA2	1:H:461:VAL:CA	2.28	0.62
1:A:278:GLY:H	1:A:332:ILE:CG2	2.12	0.62
1:A:506:ILE:O	1:A:510:MET:HG3	2.00	0.62
1:B:191:GLN:HE22	1:B:223:SER:N	1.98	0.62
1:B:238:GLY:O	1:B:240:LYS:N	2.31	0.62
1:D:513:VAL:HG21	1:D:593:VAL:HG12	1.81	0.62
1:E:220:VAL:CG1	1:E:301:ALA:HB2	2.30	0.62
1:F:625:LEU:CD2	1:F:639:LEU:HD11	2.30	0.62

Continued on next page...

Continued from previous page...

Atom-1	Atom-2	Interatomic distance (Å)	Clash overlap (Å)
1:H:655:ARG:NH1	1:H:751:GLY:HA2	2.14	0.62
1:A:349:MET:HB2	1:A:364:ARG:CG	2.27	0.62
1:A:539:ASN:HD22	1:A:540:ALA:N	1.97	0.62
1:C:664:GLU:OE1	1:C:667:ASP:HB2	1.99	0.62
1:C:756:ILE:O	1:C:756:ILE:HG22	1.99	0.62
1:D:307:ASP:HB3	1:D:465:GLU:OE1	1.99	0.62
1:D:490:GLY:HA3	1:D:559:GLU:HG2	1.81	0.62
1:E:155:ARG:HH21	1:E:165:LEU:HD22	1.65	0.62
1:F:167:LEU:HD22	1:F:183:ARG:HH22	1.64	0.62
1:F:295:LEU:HD21	1:F:568:THR:HG21	1.81	0.62
1:H:280:LEU:HD12	1:H:337:ILE:CD1	2.29	0.62
1:A:349:MET:HB3	1:A:366:VAL:O	1.99	0.62
1:C:407:ALA:HB3	1:C:426:LEU:HD12	1.82	0.62
1:D:349:MET:HA	1:D:367:THR:HA	1.82	0.62
1:D:719:ARG:HD3	1:D:726:PHE:CD2	2.34	0.62
1:F:188:VAL:HG21	1:F:461:VAL:HG11	1.80	0.62
1:F:240:LYS:C	1:F:242:ASP:H	2.03	0.62
1:G:280:LEU:HD12	1:G:337:ILE:CD1	2.29	0.62
1:G:490:GLY:HA3	1:G:559:GLU:HG2	1.80	0.62
1:A:229:THR:HB	1:A:374:LYS:CB	2.30	0.62
1:C:130:LYS:O	1:C:134:LYS:HG2	2.00	0.62
1:C:169:VAL:HG13	1:C:427:LEU:HD21	1.82	0.62
1:C:238:GLY:C	1:C:240:LYS:H	2.02	0.62
1:D:349:MET:HB3	1:D:366:VAL:O	2.00	0.62
1:F:131:LEU:O	1:F:135:LEU:HD23	2.00	0.62
1:F:238:GLY:C	1:F:240:LYS:H	2.02	0.62
1:G:229:THR:HB	1:G:374:LYS:CB	2.30	0.62
1:C:240:LYS:C	1:C:242:ASP:H	2.04	0.61
1:E:140:PHE:O	1:E:144:ILE:HG13	1.99	0.61
1:F:156:GLU:HG2	1:F:157:ALA:H	1.64	0.61
1:H:167:LEU:HD22	1:H:183:ARG:HH22	1.64	0.61
1:H:204:ASP:OD1	1:H:371:LYS:HA	1.99	0.61
1:H:349:MET:HA	1:H:367:THR:HA	1.82	0.61
1:A:238:GLY:H	1:A:257:VAL:HB	1.65	0.61
1:B:531:LYS:HE3	1:C:527:ASN:HD21	1.63	0.61
1:D:131:LEU:O	1:D:135:LEU:HD23	1.98	0.61
1:D:204:ASP:C	1:D:206:ASN:H	2.03	0.61
1:D:210:VAL:HG22	1:D:211:TYR:H	1.63	0.61
1:D:425:LEU:O	1:D:429:LEU:HB2	2.00	0.61
1:E:349:MET:HB2	1:E:364:ARG:CG	2.29	0.61
1:H:337:ILE:HG23	1:H:341:ALA:HB3	1.80	0.61

Continued on next page...

Continued from previous page...

Atom-1	Atom-2	Interatomic distance (Å)	Clash overlap (Å)
1:H:488:VAL:C	1:H:489:LEU:HD12	2.21	0.61
1:A:139:ASP:OD1	1:A:141:THR:HG22	2.01	0.61
1:B:324:SER:HB3	1:B:325:ARG:HE	1.64	0.61
1:C:626:ASN:HB3	1:C:629:ARG:HH21	1.64	0.61
1:D:337:ILE:HG23	1:D:341:ALA:HB3	1.81	0.61
1:H:426:LEU:CD2	1:H:450:PHE:HB3	2.28	0.61
1:A:349:MET:HA	1:A:367:THR:HA	1.83	0.61
1:B:188:VAL:HG21	1:B:461:VAL:HG11	1.82	0.61
1:B:238:GLY:C	1:B:240:LYS:H	2.03	0.61
1:B:708:THR:CG2	1:B:710:PRO:HD2	2.28	0.61
1:C:313:PHE:O	1:C:468:GLU:OE1	2.19	0.61
1:G:152:TYR:HA	1:G:161:LYS:HE2	1.81	0.61
1:A:210:VAL:HG13	1:A:211:TYR:O	2.01	0.61
1:B:348:ASN:HD22	1:B:348:ASN:N	1.97	0.61
1:B:515:HIS:CD2	1:B:517:VAL:H	2.18	0.61
1:B:664:GLU:OE1	1:B:667:ASP:HB2	1.99	0.61
1:D:612:GLU:OE1	1:E:619:LEU:HD13	2.00	0.61
1:E:488:VAL:C	1:E:489:LEU:HD12	2.21	0.61
1:G:625:LEU:HD21	1:G:639:LEU:HD11	1.82	0.61
1:A:605:VAL:HG11	1:A:665:LYS:HB3	1.83	0.61
1:B:152:TYR:HA	1:B:161:LYS:HE2	1.81	0.61
1:B:167:LEU:CD2	1:B:183:ARG:HH22	2.12	0.61
1:D:651:ARG:NH2	1:E:658:THR:HG21	2.16	0.61
1:E:278:GLY:HA2	1:E:333:PRO:O	2.01	0.61
1:A:191:GLN:HE22	1:A:223:SER:N	1.98	0.61
1:A:690:VAL:HG23	1:A:698:ARG:HG2	1.82	0.61
1:G:194:ASP:HB3	1:G:378:SER:O	2.00	0.61
1:G:555:PHE:CE2	1:G:593:VAL:HG23	2.36	0.61
1:H:618:LEU:HD11	1:H:742:ILE:HD13	1.82	0.61
1:A:236:ASN:OD1	1:A:258:ARG:HD3	2.00	0.61
1:A:446:ARG:H	1:A:602:THR:CG2	2.13	0.61
1:B:490:GLY:HA3	1:B:559:GLU:HG2	1.82	0.61
1:B:686:LEU:HD23	1:B:699:HIS:HA	1.82	0.61
1:D:229:THR:HB	1:D:374:LYS:CG	2.30	0.61
1:E:139:ASP:OD1	1:E:141:THR:HG22	2.00	0.61
1:E:188:VAL:HG21	1:E:461:VAL:HG11	1.81	0.61
1:F:232:LEU:HD21	1:F:256:ILE:HD11	1.81	0.61
1:F:488:VAL:HG13	1:F:586:VAL:HG11	1.82	0.61
1:H:758:ASN:HD22	1:H:758:ASN:H	1.49	0.61
1:B:156:GLU:HG2	1:B:157:ALA:H	1.64	0.61
1:B:280:LEU:HD12	1:B:337:ILE:CD1	2.30	0.61

Continued on next page...

Continued from previous page...

Atom-1	Atom-2	Interatomic distance (Å)	Clash overlap (Å)
1:B:654:SER:O	1:B:657:THR:HG22	2.01	0.61
1:C:740:TRP:CZ2	1:D:314:PRO:HB2	2.35	0.61
1:D:539:ASN:HD22	1:D:540:ALA:N	1.99	0.61
1:E:240:LYS:C	1:E:242:ASP:H	2.03	0.61
1:E:268:VAL:HG21	1:E:334:VAL:HG21	1.83	0.61
1:G:664:GLU:C	1:G:666:THR:H	2.03	0.61
1:H:130:LYS:HE2	1:H:440:ASP:CG	2.21	0.61
1:H:555:PHE:CE2	1:H:593:VAL:HG23	2.36	0.61
1:A:655:ARG:NH1	1:A:751:GLY:HA2	2.16	0.61
1:B:236:ASN:OD1	1:B:258:ARG:HD3	2.00	0.61
1:B:240:LYS:C	1:B:242:ASP:H	2.04	0.61
1:C:183:ARG:HH12	1:C:387:LEU:HD21	1.66	0.61
1:D:183:ARG:HH12	1:D:387:LEU:HD21	1.64	0.61
1:E:229:THR:HB	1:E:374:LYS:CB	2.30	0.61
1:G:349:MET:HA	1:G:367:THR:HA	1.83	0.61
1:G:353:CYS:HB2	1:G:363:CYS:O	2.01	0.61
1:G:686:LEU:HD23	1:G:699:HIS:HA	1.81	0.61
1:A:313:PHE:O	1:A:468:GLU:OE1	2.18	0.60
1:A:336:THR:O	1:A:337:ILE:HD12	2.01	0.60
1:B:131:LEU:O	1:B:135:LEU:HD23	2.00	0.60
1:C:686:LEU:HD23	1:C:699:HIS:CA	2.31	0.60
1:D:446:ARG:H	1:D:602:THR:HG23	1.66	0.60
1:E:542:PHE:HB3	1:E:543:PRO:HD3	1.81	0.60
1:F:220:VAL:CG1	1:F:301:ALA:HB2	2.31	0.60
1:F:278:GLY:HA2	1:F:333:PRO:O	2.01	0.60
1:F:313:PHE:O	1:F:468:GLU:OE1	2.19	0.60
1:G:237:PHE:HB2	1:G:243:PHE:HE1	1.66	0.60
1:G:446:ARG:H	1:G:602:THR:CG2	2.14	0.60
1:H:348:ASN:N	1:H:348:ASN:HD22	1.98	0.60
1:H:664:GLU:OE1	1:H:667:ASP:HB2	2.01	0.60
1:A:204:ASP:C	1:A:206:ASN:H	2.02	0.60
1:A:307:ASP:HB3	1:A:465:GLU:OE1	2.01	0.60
1:A:368:SER:OG	1:A:371:LYS:HE2	2.01	0.60
1:D:488:VAL:O	1:D:489:LEU:HD12	2.00	0.60
1:G:471:LEU:HD13	1:G:547:TYR:OH	2.02	0.60
1:H:238:GLY:H	1:H:257:VAL:HB	1.66	0.60
1:A:220:VAL:HG12	1:A:301:ALA:HB2	1.83	0.60
1:C:278:GLY:HA2	1:C:333:PRO:O	2.01	0.60
1:D:295:LEU:HD21	1:D:568:THR:HG21	1.82	0.60
1:D:625:LEU:HD21	1:D:639:LEU:HD11	1.82	0.60
1:F:349:MET:HB2	1:F:364:ARG:CG	2.31	0.60

Continued on next page...

Continued from previous page...

Atom-1	Atom-2	Interatomic distance (Å)	Clash overlap (Å)
1:G:368:SER:OG	1:G:371:LYS:HE2	2.02	0.60
1:G:488:VAL:O	1:G:489:LEU:HD12	2.00	0.60
1:H:349:MET:HB3	1:H:366:VAL:O	2.00	0.60
1:B:278:GLY:HA2	1:B:333:PRO:O	2.00	0.60
1:E:646:ARG:HG2	1:E:646:ARG:NH1	2.13	0.60
1:F:194:ASP:HB3	1:F:378:SER:O	2.01	0.60
1:F:201:ILE:HD13	1:F:212:LEU:CA	2.13	0.60
1:F:426:LEU:CD2	1:F:450:PHE:HB3	2.29	0.60
1:F:506:ILE:O	1:F:510:MET:HG3	2.01	0.60
1:G:220:VAL:HG12	1:G:301:ALA:HB2	1.83	0.60
1:G:238:GLY:O	1:G:240:LYS:N	2.33	0.60
1:D:349:MET:HB2	1:D:364:ARG:CG	2.31	0.60
1:D:655:ARG:NH1	1:D:751:GLY:HA2	2.15	0.60
1:E:568:THR:HG23	1:E:570:MET:H	1.66	0.60
1:F:150:ASN:HA	1:F:153:VAL:CG1	2.30	0.60
1:H:194:ASP:HB3	1:H:378:SER:O	2.01	0.60
1:H:341:ALA:O	1:H:345:LEU:HD23	2.00	0.60
1:B:194:ASP:HB3	1:B:378:SER:O	2.00	0.60
1:B:246:LEU:HD12	1:B:247:TYR:N	2.16	0.60
1:B:310:THR:OG1	1:B:465:GLU:OE2	2.20	0.60
1:B:403:VAL:HG22	1:B:479:PHE:CZ	2.37	0.60
1:D:156:GLU:HG2	1:D:157:ALA:H	1.66	0.60
1:D:403:VAL:HG22	1:D:479:PHE:CZ	2.37	0.60
1:D:758:ASN:HD22	1:D:758:ASN:H	1.50	0.60
1:F:508:LYS:HE2	1:G:620:SER:OG	2.02	0.60
1:G:348:ASN:HD22	1:G:348:ASN:N	1.99	0.60
1:H:353:CYS:HB2	1:H:363:CYS:O	2.02	0.60
1:A:238:GLY:C	1:A:240:LYS:H	2.04	0.60
1:B:349:MET:HA	1:B:367:THR:HA	1.84	0.60
1:B:368:SER:OG	1:B:371:LYS:HE2	2.01	0.60
1:C:220:VAL:CG1	1:C:301:ALA:HB2	2.32	0.60
1:C:295:LEU:HD11	1:C:568:THR:OG1	2.01	0.60
1:D:300:HIS:HE2	1:D:459:GLY:CA	2.15	0.60
1:D:719:ARG:HH11	1:D:719:ARG:HG3	1.65	0.60
1:G:236:ASN:OD1	1:G:258:ARG:HD3	2.02	0.60
1:A:220:VAL:CG1	1:A:301:ALA:HB2	2.31	0.60
1:B:167:LEU:HD22	1:B:183:ARG:NH2	2.17	0.60
1:B:426:LEU:CD2	1:B:450:PHE:HB3	2.31	0.60
1:C:220:VAL:HG21	1:C:334:VAL:HG12	1.82	0.60
1:C:446:ARG:HD2	1:C:479:PHE:CE2	2.37	0.60
1:E:238:GLY:C	1:E:240:LYS:H	2.04	0.60

Continued on next page...

Continued from previous page...

Atom-1	Atom-2	Interatomic distance (Å)	Clash overlap (Å)
1:F:680:ARG:HB3	1:F:684:HIS:HD2	1.66	0.60
1:G:278:GLY:H	1:G:332:ILE:CG2	2.14	0.60
1:H:540:ALA:O	1:H:543:PRO:HD2	2.02	0.60
1:C:403:VAL:HG22	1:C:479:PHE:CZ	2.37	0.60
1:D:188:VAL:HG22	1:D:386:ILE:HD11	1.82	0.60
1:F:236:ASN:OD1	1:F:258:ARG:HD3	2.02	0.60
1:G:515:HIS:CD2	1:G:517:VAL:H	2.18	0.60
1:H:135:LEU:HD22	1:H:432:MET:SD	2.42	0.60
1:H:156:GLU:HG2	1:H:157:ALA:H	1.65	0.60
1:A:348:ASN:HD22	1:A:348:ASN:N	2.00	0.60
1:B:324:SER:CB	1:B:325:ARG:HE	2.15	0.60
1:C:664:GLU:H	1:C:664:GLU:CD	2.05	0.60
1:E:349:MET:HA	1:E:367:THR:HA	1.84	0.60
1:F:345:LEU:O	1:F:349:MET:HG3	2.02	0.60
1:F:758:ASN:HD22	1:F:758:ASN:H	1.49	0.60
1:G:202:ILE:H	1:G:213:VAL:CG2	2.15	0.60
1:G:305:THR:HG23	1:G:464:THR:HG21	1.83	0.60
1:B:588:ARG:HH11	1:B:588:ARG:HG3	1.67	0.59
1:C:539:ASN:HD22	1:C:540:ALA:N	2.00	0.59
1:D:167:LEU:CD2	1:D:183:ARG:HH22	2.14	0.59
1:E:664:GLU:C	1:E:666:THR:H	2.04	0.59
1:F:716:LEU:HD13	1:F:731:PHE:CE1	2.37	0.59
1:G:139:ASP:OD1	1:G:141:THR:HG22	2.02	0.59
1:H:139:ASP:OD1	1:H:141:THR:HG22	2.01	0.59
1:A:758:ASN:HD22	1:A:758:ASN:H	1.50	0.59
1:D:150:ASN:HA	1:D:153:VAL:CG1	2.30	0.59
1:D:442:PHE:CE2	1:D:444:PRO:HG3	2.37	0.59
1:D:716:LEU:HD13	1:D:731:PHE:CE1	2.37	0.59
1:E:130:LYS:O	1:E:134:LYS:HG2	2.02	0.59
1:E:191:GLN:HE22	1:E:223:SER:N	1.99	0.59
1:F:488:VAL:C	1:F:489:LEU:HD12	2.23	0.59
1:F:664:GLU:C	1:F:666:THR:H	2.05	0.59
1:G:167:LEU:HD22	1:G:183:ARG:HH22	1.66	0.59
1:H:588:ARG:HH11	1:H:588:ARG:HG3	1.66	0.59
1:H:686:LEU:HD23	1:H:699:HIS:HA	1.83	0.59
1:A:131:LEU:O	1:A:135:LEU:HD23	2.01	0.59
1:B:295:LEU:HD11	1:B:568:THR:OG1	2.01	0.59
1:B:655:ARG:NH1	1:B:751:GLY:HA2	2.18	0.59
1:D:237:PHE:HB2	1:D:243:PHE:HE1	1.66	0.59
1:E:278:GLY:H	1:E:332:ILE:CG2	2.14	0.59
1:E:337:ILE:HG23	1:E:341:ALA:HB3	1.83	0.59

Continued on next page...

Continued from previous page...

Atom-1	Atom-2	Interatomic distance (Å)	Clash overlap (Å)
1:F:152:TYR:HA	1:F:161:LYS:HE2	1.83	0.59
1:F:349:MET:HA	1:F:367:THR:HA	1.84	0.59
1:G:220:VAL:CG1	1:G:301:ALA:HB2	2.31	0.59
1:G:403:VAL:HG22	1:G:479:PHE:CZ	2.37	0.59
1:G:506:ILE:O	1:G:510:MET:HG3	2.02	0.59
1:B:646:ARG:HG2	1:B:646:ARG:NH1	2.11	0.59
1:F:237:PHE:HB2	1:F:243:PHE:HE1	1.68	0.59
1:H:513:VAL:HG21	1:H:593:VAL:HG12	1.83	0.59
1:B:214:GLU:O	1:B:216:PRO:HD3	2.03	0.59
1:D:664:GLU:C	1:D:666:THR:H	2.06	0.59
1:E:167:LEU:HD22	1:E:183:ARG:NH2	2.17	0.59
1:F:167:LEU:CD2	1:F:183:ARG:HH22	2.14	0.59
1:F:324:SER:CB	1:F:325:ARG:HE	2.15	0.59
1:F:488:VAL:O	1:F:489:LEU:HD12	2.01	0.59
1:F:527:ASN:ND2	1:G:531:LYS:HE3	2.18	0.59
1:G:238:GLY:C	1:G:240:LYS:H	2.06	0.59
1:G:298:PHE:HB2	1:G:412:TRP:CD2	2.37	0.59
1:H:345:LEU:O	1:H:349:MET:HG3	2.02	0.59
1:B:488:VAL:C	1:B:489:LEU:HD12	2.22	0.59
1:C:238:GLY:H	1:C:257:VAL:HB	1.68	0.59
1:C:426:LEU:CD2	1:C:450:PHE:HB3	2.31	0.59
1:E:300:HIS:HE2	1:E:459:GLY:CA	2.16	0.59
1:F:553:VAL:HG22	1:F:554:SER:N	2.18	0.59
1:A:209:LEU:HG	1:A:210:VAL:N	2.11	0.59
1:A:298:PHE:HB2	1:A:412:TRP:CD2	2.38	0.59
1:C:140:PHE:O	1:C:144:ILE:HG13	2.02	0.59
1:C:300:HIS:HE2	1:C:459:GLY:N	2.01	0.59
1:C:646:ARG:HG2	1:C:646:ARG:NH1	2.12	0.59
1:D:646:ARG:HG2	1:D:646:ARG:NH1	2.13	0.59
1:F:528:TRP:CZ3	1:G:500:PRO:HB3	2.37	0.59
1:G:345:LEU:O	1:G:349:MET:HG3	2.02	0.59
1:G:709:LEU:HB3	1:G:710:PRO:HD3	1.84	0.59
1:G:758:ASN:HD22	1:G:758:ASN:H	1.51	0.59
1:A:167:LEU:CD2	1:A:183:ARG:HH22	2.14	0.59
1:A:237:PHE:CD2	1:A:258:ARG:HB2	2.38	0.59
1:A:699:HIS:HD2	1:A:702:TRP:H	1.51	0.59
1:B:237:PHE:HB2	1:B:243:PHE:HE1	1.67	0.59
1:B:278:GLY:H	1:B:332:ILE:CG2	2.16	0.59
1:E:214:GLU:OE2	1:E:216:PRO:HA	2.03	0.59
1:F:620:SER:OG	1:G:508:LYS:HE2	2.02	0.59
1:F:709:LEU:HB3	1:F:710:PRO:HD3	1.84	0.59

Continued on next page...

Continued from previous page...

Atom-1	Atom-2	Interatomic distance (Å)	Clash overlap (Å)
1:H:756:ILE:O	1:H:756:ILE:HG22	2.03	0.59
1:A:314:PRO:HB2	1:B:740:TRP:CZ2	2.37	0.59
1:C:156:GLU:HG2	1:C:157:ALA:H	1.67	0.59
1:C:553:VAL:HG22	1:C:554:SER:N	2.18	0.59
1:E:588:ARG:HH11	1:E:588:ARG:HG3	1.66	0.59
1:F:618:LEU:HD21	1:F:742:ILE:HG23	1.85	0.59
1:G:156:GLU:HG2	1:G:157:ALA:N	2.17	0.59
1:H:203:VAL:HG23	1:H:206:ASN:C	2.23	0.59
1:A:625:LEU:CD2	1:A:639:LEU:HD11	2.33	0.59
1:B:130:LYS:HE2	1:B:440:ASP:CG	2.23	0.59
1:C:555:PHE:CE2	1:C:593:VAL:HG23	2.37	0.59
1:C:588:ARG:HG3	1:C:588:ARG:HH11	1.68	0.59
1:D:498:ALA:HB2	1:D:553:VAL:HA	1.85	0.59
1:E:307:ASP:HB3	1:E:465:GLU:OE1	2.03	0.59
1:F:240:LYS:NZ	1:G:520:GLN:NE2	2.51	0.59
1:G:349:MET:HB2	1:G:364:ARG:CG	2.32	0.59
1:G:655:ARG:NH1	1:G:751:GLY:HA2	2.18	0.59
1:B:130:LYS:O	1:B:134:LYS:HG2	2.02	0.58
1:C:690:VAL:HG23	1:C:698:ARG:HG2	1.85	0.58
1:C:758:ASN:HD22	1:C:758:ASN:H	1.51	0.58
1:D:194:ASP:HB3	1:D:378:SER:O	2.02	0.58
1:D:699:HIS:HD2	1:D:702:TRP:H	1.51	0.58
1:G:359:THR:HG22	1:G:360:ASP:N	2.07	0.58
1:G:539:ASN:HD22	1:G:540:ALA:N	2.01	0.58
1:G:690:VAL:HG23	1:G:698:ARG:HG2	1.85	0.58
1:H:152:TYR:HA	1:H:161:LYS:HE2	1.84	0.58
1:H:278:GLY:HA2	1:H:333:PRO:O	2.03	0.58
1:A:324:SER:HB3	1:A:325:ARG:HE	1.68	0.58
1:A:345:LEU:O	1:A:349:MET:HG3	2.03	0.58
1:B:528:TRP:HE1	1:C:532:VAL:HG12	1.68	0.58
1:C:220:VAL:HG12	1:C:301:ALA:HB2	1.85	0.58
1:C:229:THR:HB	1:C:374:LYS:HG3	1.84	0.58
1:C:349:MET:HB2	1:C:364:ARG:CG	2.32	0.58
1:D:324:SER:CB	1:D:325:ARG:HE	2.16	0.58
1:E:190:ILE:HG13	1:E:458:PHE:CD2	2.38	0.58
1:E:716:LEU:HD13	1:E:731:PHE:CE1	2.38	0.58
1:H:130:LYS:O	1:H:134:LYS:HG2	2.02	0.58
1:H:229:THR:HB	1:H:374:LYS:CB	2.32	0.58
1:H:238:GLY:O	1:H:240:LYS:N	2.34	0.58
1:H:300:HIS:O	1:H:301:ALA:HB3	2.03	0.58
1:A:152:TYR:HA	1:A:161:LYS:HE2	1.84	0.58

Continued on next page...

Continued from previous page...

Atom-1	Atom-2	Interatomic distance (Å)	Clash overlap (Å)
1:A:280:LEU:HD12	1:A:337:ILE:CD1	2.33	0.58
1:A:300:HIS:O	1:A:301:ALA:HB3	2.02	0.58
1:A:515:HIS:CD2	1:A:516:PRO:HD2	2.38	0.58
1:B:442:PHE:CE2	1:B:444:PRO:HG3	2.38	0.58
1:D:300:HIS:O	1:D:301:ALA:HB3	2.04	0.58
1:D:348:ASN:HD22	1:D:348:ASN:N	2.01	0.58
1:D:520:GLN:HE22	1:E:240:LYS:NZ	2.02	0.58
1:E:191:GLN:NE2	1:E:223:SER:H	2.00	0.58
1:E:324:SER:CB	1:E:325:ARG:HE	2.17	0.58
1:E:515:HIS:CD2	1:E:517:VAL:H	2.19	0.58
1:F:139:ASP:OD1	1:F:141:THR:HG22	2.03	0.58
1:F:191:GLN:NE2	1:F:223:SER:H	2.01	0.58
1:H:646:ARG:HG2	1:H:646:ARG:NH1	2.17	0.58
1:H:667:ASP:HB3	1:H:670:VAL:CG2	2.32	0.58
1:C:236:ASN:HB2	1:C:357:TRP:CD1	2.38	0.58
1:C:442:PHE:CE2	1:C:444:PRO:HG3	2.38	0.58
1:D:232:LEU:HB3	1:D:367:THR:CG2	2.33	0.58
1:D:238:GLY:C	1:D:240:LYS:H	2.06	0.58
1:E:553:VAL:HG22	1:E:554:SER:N	2.17	0.58
1:G:232:LEU:HB3	1:G:367:THR:CG2	2.34	0.58
1:G:232:LEU:HD11	1:G:256:ILE:HG13	1.85	0.58
1:G:537:LEU:HD22	1:G:542:PHE:CE2	2.37	0.58
1:A:307:ASP:H	1:A:461:VAL:HG13	1.68	0.58
1:C:229:THR:HB	1:C:374:LYS:CG	2.33	0.58
1:E:246:LEU:HD12	1:E:247:TYR:N	2.18	0.58
1:H:307:ASP:HB3	1:H:465:GLU:OE1	2.02	0.58
1:C:232:LEU:HB3	1:C:367:THR:CG2	2.32	0.58
1:C:686:LEU:HD23	1:C:699:HIS:HA	1.84	0.58
1:D:618:LEU:HD13	1:D:701:PHE:HZ	1.67	0.58
1:E:348:ASN:HD22	1:E:348:ASN:N	2.00	0.58
1:F:508:LYS:NZ	1:G:624:ASP:HB2	2.18	0.58
1:G:719:ARG:HD3	1:G:726:PHE:CD2	2.38	0.58
1:H:336:THR:O	1:H:337:ILE:HD12	2.04	0.58
1:A:446:ARG:H	1:A:602:THR:HG23	1.68	0.58
1:C:655:ARG:NH1	1:C:751:GLY:HA2	2.18	0.58
1:D:220:VAL:HG12	1:D:301:ALA:HB2	1.84	0.58
1:F:156:GLU:HG2	1:F:157:ALA:N	2.18	0.58
1:F:278:GLY:H	1:F:332:ILE:CG2	2.17	0.58
1:F:537:LEU:HD22	1:F:542:PHE:CE2	2.38	0.58
1:H:236:ASN:OD1	1:H:258:ARG:HD3	2.03	0.58
1:E:203:VAL:HB	1:E:209:LEU:H	1.69	0.58

Continued on next page...

Continued from previous page...

Atom-1	Atom-2	Interatomic distance (Å)	Clash overlap (Å)
1:E:756:ILE:O	1:E:756:ILE:HG22	2.03	0.58
1:F:229:THR:HB	1:F:374:LYS:CB	2.34	0.58
1:F:686:LEU:HD23	1:F:699:HIS:CA	2.34	0.58
1:G:237:PHE:CD2	1:G:258:ARG:HB2	2.38	0.58
1:G:752:ASP:O	1:G:753:VAL:HB	2.03	0.58
1:H:264:PHE:CE2	1:H:281:ILE:HG21	2.39	0.58
1:H:446:ARG:H	1:H:602:THR:HG23	1.68	0.58
1:B:220:VAL:HG12	1:B:301:ALA:HB2	1.85	0.58
1:D:201:ILE:CD1	1:D:212:LEU:HA	2.26	0.58
1:F:359:THR:HG22	1:F:360:ASP:N	2.07	0.58
1:F:749:LEU:O	1:F:750:SER:CB	2.51	0.58
1:G:306:GLY:HA2	1:G:461:VAL:CA	2.31	0.58
1:G:307:ASP:H	1:G:461:VAL:HG13	1.67	0.58
1:G:676:ASP:O	1:G:680:ARG:HG3	2.04	0.58
1:H:496:VAL:CG1	1:H:506:ILE:HD13	2.33	0.58
1:B:238:GLY:O	1:B:262:ILE:HD11	2.04	0.58
1:B:268:VAL:HG21	1:B:334:VAL:HG21	1.86	0.58
1:B:758:ASN:HD22	1:B:758:ASN:H	1.52	0.58
1:C:194:ASP:HB3	1:C:378:SER:O	2.04	0.58
1:G:324:SER:HB3	1:G:325:ARG:HE	1.67	0.58
1:G:336:THR:O	1:G:337:ILE:HD12	2.04	0.58
1:H:167:LEU:CD2	1:H:183:ARG:HH22	2.17	0.58
1:H:305:THR:HG23	1:H:464:THR:HG21	1.86	0.58
1:A:202:ILE:HB	1:A:210:VAL:HG11	1.86	0.57
1:A:719:ARG:HH11	1:A:719:ARG:HG3	1.68	0.57
1:D:232:LEU:HD11	1:D:256:ILE:HG13	1.86	0.57
1:E:156:GLU:HG2	1:E:157:ALA:H	1.68	0.57
1:E:197:GLN:HE21	1:E:215:ASN:HB3	1.68	0.57
1:E:339:ARG:O	1:E:343:GLU:HG2	2.05	0.57
1:E:709:LEU:HB3	1:E:710:PRO:HD3	1.85	0.57
1:F:528:TRP:CH2	1:G:500:PRO:HB3	2.38	0.57
1:G:398:GLU:N	1:G:399:PRO:HD3	2.19	0.57
1:G:446:ARG:H	1:G:602:THR:HG23	1.69	0.57
1:G:553:VAL:HG22	1:G:554:SER:N	2.19	0.57
1:H:197:GLN:HE21	1:H:215:ASN:HB3	1.69	0.57
1:B:239:THR:C	1:B:241:LYS:H	2.08	0.57
1:B:345:LEU:O	1:B:349:MET:HG3	2.05	0.57
1:B:555:PHE:CE2	1:B:593:VAL:HG23	2.39	0.57
1:B:756:ILE:O	1:B:756:ILE:HG22	2.04	0.57
1:C:348:ASN:HD22	1:C:348:ASN:N	2.01	0.57
1:C:488:VAL:C	1:C:489:LEU:HD12	2.25	0.57

Continued on next page...

Continued from previous page...

Atom-1	Atom-2	Interatomic distance (Å)	Clash overlap (Å)
1:D:156:GLU:HG2	1:D:157:ALA:N	2.19	0.57
1:C:200:VAL:O	1:C:212:LEU:O	2.22	0.57
1:C:349:MET:HA	1:C:367:THR:HA	1.86	0.57
1:E:446:ARG:H	1:E:602:THR:HG23	1.69	0.57
1:F:686:LEU:HD23	1:F:699:HIS:HA	1.86	0.57
1:H:209:LEU:CD2	1:H:371:LYS:HG2	2.34	0.57
1:H:515:HIS:CD2	1:H:517:VAL:H	2.21	0.57
1:A:238:GLY:O	1:A:262:ILE:HD11	2.05	0.57
1:A:442:PHE:CE2	1:A:444:PRO:HG3	2.40	0.57
1:B:719:ARG:HD3	1:B:726:PHE:CD2	2.40	0.57
1:C:135:LEU:HD22	1:C:432:MET:SD	2.44	0.57
1:C:664:GLU:C	1:C:666:THR:H	2.08	0.57
1:F:539:ASN:HD22	1:F:540:ALA:N	2.02	0.57
1:G:324:SER:CB	1:G:325:ARG:HE	2.17	0.57
1:H:515:HIS:CD2	1:H:516:PRO:HD2	2.40	0.57
1:A:167:LEU:HD22	1:A:183:ARG:NH2	2.20	0.57
1:A:433:PHE:O	1:A:437:VAL:HG23	2.04	0.57
1:C:167:LEU:HD22	1:C:183:ARG:HH22	1.70	0.57
1:C:324:SER:HB3	1:C:325:ARG:HE	1.69	0.57
1:C:708:THR:CG2	1:C:710:PRO:HD2	2.33	0.57
1:D:446:ARG:HD2	1:D:479:PHE:CE2	2.40	0.57
1:F:605:VAL:HG11	1:F:665:LYS:HB3	1.87	0.57
1:G:426:LEU:CD2	1:G:450:PHE:HB3	2.32	0.57
1:G:693:LYS:HE2	1:H:737:LEU:HD11	1.86	0.57
1:H:368:SER:OG	1:H:371:LYS:HE2	2.04	0.57
1:H:553:VAL:HG22	1:H:554:SER:N	2.19	0.57
1:A:496:VAL:HG11	1:A:506:ILE:CG2	2.35	0.57
1:C:699:HIS:HD2	1:C:702:TRP:H	1.52	0.57
1:D:167:LEU:HD22	1:D:183:ARG:NH2	2.19	0.57
1:E:540:ALA:O	1:E:543:PRO:HD2	2.04	0.57
1:H:313:PHE:O	1:H:468:GLU:OE1	2.23	0.57
1:A:339:ARG:O	1:A:343:GLU:HG2	2.05	0.57
1:D:555:PHE:CE2	1:D:593:VAL:HG23	2.40	0.57
1:E:232:LEU:HB3	1:E:367:THR:CG2	2.34	0.57
1:F:368:SER:OG	1:F:371:LYS:HE2	2.04	0.57
1:H:625:LEU:CD2	1:H:639:LEU:HD11	2.34	0.57
1:A:237:PHE:HB2	1:A:243:PHE:HE1	1.69	0.57
1:A:670:VAL:O	1:A:674:LEU:HG	2.05	0.57
1:B:531:LYS:HE3	1:C:527:ASN:CG	2.25	0.57
1:C:268:VAL:HG21	1:C:334:VAL:HG21	1.86	0.57
1:E:654:SER:O	1:E:657:THR:HG22	2.05	0.57

Continued on next page...

Continued from previous page...

Atom-1	Atom-2	Interatomic distance (Å)	Clash overlap (Å)
1:E:740:TRP:CD2	1:F:314:PRO:HD2	2.40	0.57
1:F:398:GLU:N	1:F:399:PRO:HD3	2.19	0.57
1:F:446:ARG:H	1:F:602:THR:CG2	2.17	0.57
1:A:672:LYS:HD3	1:A:676:ASP:OD2	2.05	0.57
1:B:336:THR:O	1:B:337:ILE:HD12	2.05	0.57
1:C:278:GLY:H	1:C:332:ILE:CG2	2.16	0.57
1:C:307:ASP:H	1:C:461:VAL:HG13	1.70	0.57
1:D:658:THR:HG21	1:E:651:ARG:NH2	2.20	0.57
1:D:752:ASP:O	1:D:753:VAL:HB	2.05	0.57
1:E:446:ARG:HD2	1:E:479:PHE:CE2	2.39	0.57
1:F:353:CYS:HB2	1:F:363:CYS:O	2.05	0.57
1:G:654:SER:O	1:G:657:THR:HG22	2.03	0.57
1:H:155:ARG:HA	1:H:161:LYS:HB2	1.87	0.57
1:H:238:GLY:C	1:H:240:LYS:H	2.08	0.57
1:A:272:GLU:OE2	1:A:330:PRO:O	2.23	0.57
1:A:453:TRP:CD2	1:A:463:ALA:HB2	2.40	0.57
1:B:664:GLU:C	1:B:666:THR:H	2.07	0.57
1:E:280:LEU:HD12	1:E:337:ILE:CD1	2.33	0.57
1:E:442:PHE:CE2	1:E:444:PRO:HG3	2.40	0.57
1:G:214:GLU:O	1:G:216:PRO:HD3	2.05	0.57
1:H:238:GLY:O	1:H:262:ILE:HD11	2.05	0.57
1:H:238:GLY:N	1:H:257:VAL:HB	2.20	0.57
1:H:300:HIS:HE2	1:H:459:GLY:N	2.02	0.57
1:C:139:ASP:OD1	1:C:141:THR:HG22	2.05	0.56
1:C:183:ARG:O	1:D:758:ASN:HB2	2.05	0.56
1:C:272:GLU:OE2	1:C:330:PRO:O	2.22	0.56
1:D:488:VAL:C	1:D:489:LEU:HD12	2.26	0.56
1:E:453:TRP:CE3	1:E:463:ALA:HA	2.40	0.56
1:E:539:ASN:HD22	1:E:540:ALA:N	2.03	0.56
1:E:607:LEU:CD1	1:E:609:LEU:HG	2.34	0.56
1:F:324:SER:HB3	1:F:325:ARG:HE	1.69	0.56
1:G:190:ILE:HG13	1:G:458:PHE:CD2	2.40	0.56
1:G:238:GLY:H	1:G:257:VAL:HB	1.69	0.56
1:H:146:LEU:O	1:H:146:LEU:HD23	2.05	0.56
1:H:167:LEU:HD22	1:H:183:ARG:NH2	2.20	0.56
1:B:533:GLU:HG3	1:C:526:SER:O	2.04	0.56
1:F:756:ILE:H	1:F:756:ILE:HD12	1.69	0.56
1:G:699:HIS:HD2	1:G:702:TRP:H	1.53	0.56
1:H:539:ASN:HD22	1:H:540:ALA:N	2.03	0.56
1:H:664:GLU:C	1:H:666:THR:H	2.09	0.56
1:A:298:PHE:HE2	1:A:457:ASP:HB3	1.70	0.56

Continued on next page...

Continued from previous page...

Atom-1	Atom-2	Interatomic distance (Å)	Clash overlap (Å)
1:A:398:GLU:N	1:A:399:PRO:HD3	2.21	0.56
1:A:403:VAL:HG22	1:A:479:PHE:CZ	2.40	0.56
1:A:426:LEU:CD2	1:A:450:PHE:HB3	2.34	0.56
1:A:664:GLU:C	1:A:666:THR:H	2.08	0.56
1:A:719:ARG:HD3	1:A:726:PHE:CD2	2.41	0.56
1:A:749:LEU:O	1:A:750:SER:CB	2.53	0.56
1:A:756:ILE:HG22	1:A:756:ILE:O	2.05	0.56
1:B:232:LEU:HB3	1:B:367:THR:CG2	2.35	0.56
1:B:286:THR:CG2	1:B:360:ASP:HB2	2.35	0.56
1:B:496:VAL:HG11	1:B:506:ILE:CG2	2.34	0.56
1:C:213:VAL:HG11	1:C:345:LEU:HD21	1.88	0.56
1:C:709:LEU:HB3	1:C:710:PRO:HD3	1.86	0.56
1:C:749:LEU:O	1:C:750:SER:CB	2.52	0.56
1:D:130:LYS:O	1:D:134:LYS:HG2	2.06	0.56
1:D:229:THR:HB	1:D:374:LYS:CB	2.35	0.56
1:E:220:VAL:HG12	1:E:301:ALA:HB2	1.85	0.56
1:F:135:LEU:HD22	1:F:432:MET:SD	2.45	0.56
1:F:220:VAL:HG12	1:F:301:ALA:HB2	1.86	0.56
1:F:442:PHE:CE2	1:F:444:PRO:HG3	2.39	0.56
1:F:523:TYR:HE1	1:F:530:SER:OG	1.89	0.56
1:F:555:PHE:CE2	1:F:593:VAL:HG23	2.40	0.56
1:G:203:VAL:HG23	1:G:206:ASN:O	2.05	0.56
1:G:237:PHE:CD1	1:G:261:LYS:HG3	2.40	0.56
1:G:618:LEU:HD13	1:G:701:PHE:HZ	1.71	0.56
1:G:719:ARG:HH11	1:G:719:ARG:HG3	1.70	0.56
1:H:442:PHE:CE2	1:H:444:PRO:HG3	2.40	0.56
1:H:488:VAL:HG13	1:H:586:VAL:HG11	1.87	0.56
1:H:654:SER:O	1:H:657:THR:HG22	2.06	0.56
1:B:527:ASN:OD1	1:C:531:LYS:HE3	2.05	0.56
1:C:237:PHE:HB2	1:C:243:PHE:HE1	1.71	0.56
1:D:272:GLU:OE2	1:D:330:PRO:O	2.23	0.56
1:D:426:LEU:CD2	1:D:450:PHE:HB3	2.33	0.56
1:E:152:TYR:HA	1:E:161:LYS:HE2	1.86	0.56
1:G:135:LEU:HD22	1:G:432:MET:SD	2.46	0.56
1:G:588:ARG:HH11	1:G:588:ARG:HG3	1.70	0.56
1:A:264:PHE:CE2	1:A:281:ILE:HG21	2.39	0.56
1:A:324:SER:CB	1:A:325:ARG:HE	2.19	0.56
1:C:212:LEU:O	1:C:212:LEU:HD23	2.05	0.56
1:D:232:LEU:HD21	1:D:256:ILE:HD11	1.86	0.56
1:E:446:ARG:H	1:E:602:THR:CG2	2.17	0.56
1:F:654:SER:O	1:F:657:THR:HG22	2.06	0.56

Continued on next page...

Continued from previous page...

Atom-1	Atom-2	Interatomic distance (Å)	Clash overlap (Å)
1:G:202:ILE:HG13	1:G:213:VAL:CG2	2.35	0.56
1:G:272:GLU:OE2	1:G:330:PRO:O	2.23	0.56
1:G:607:LEU:CD1	1:G:609:LEU:HG	2.36	0.56
1:H:237:PHE:CD2	1:H:258:ARG:HB2	2.40	0.56
1:A:256:ILE:HD11	1:A:349:MET:HE1	1.86	0.56
1:A:300:HIS:HE2	1:A:459:GLY:CA	2.18	0.56
1:B:300:HIS:O	1:B:301:ALA:HB3	2.06	0.56
1:F:756:ILE:HG22	1:F:756:ILE:O	2.05	0.56
1:G:300:HIS:HE2	1:G:459:GLY:CA	2.17	0.56
1:A:194:ASP:HB3	1:A:378:SER:O	2.05	0.56
1:A:238:GLY:N	1:A:257:VAL:HB	2.20	0.56
1:C:314:PRO:HB2	1:D:740:TRP:CH2	2.40	0.56
1:C:716:LEU:HD13	1:C:731:PHE:CE1	2.40	0.56
1:E:204:ASP:OD1	1:E:205:LYS:HG2	2.04	0.56
1:F:531:LYS:HE3	1:G:527:ASN:HD21	1.71	0.56
1:G:498:ALA:HB2	1:G:553:VAL:HA	1.88	0.56
1:H:307:ASP:H	1:H:461:VAL:HG13	1.69	0.56
1:H:339:ARG:O	1:H:343:GLU:HG2	2.06	0.56
1:B:197:GLN:HE21	1:B:215:ASN:HB3	1.71	0.56
1:C:239:THR:C	1:C:241:LYS:H	2.09	0.56
1:D:238:GLY:N	1:D:257:VAL:HB	2.20	0.56
1:D:446:ARG:H	1:D:602:THR:CG2	2.18	0.56
1:E:188:VAL:HG22	1:E:386:ILE:HD11	1.87	0.56
1:F:167:LEU:HD22	1:F:183:ARG:NH2	2.20	0.56
1:F:232:LEU:HB3	1:F:367:THR:CG2	2.36	0.56
1:A:646:ARG:HG2	1:A:646:ARG:NH1	2.17	0.56
1:B:719:ARG:HH11	1:B:719:ARG:HG3	1.70	0.56
1:C:238:GLY:HA3	1:C:267:LYS:CD	2.36	0.56
1:C:398:GLU:N	1:C:399:PRO:HD3	2.20	0.56
1:D:650:PHE:CD2	1:E:657:THR:HG21	2.41	0.56
1:D:756:ILE:HG22	1:D:756:ILE:O	2.06	0.56
1:E:237:PHE:CD2	1:E:258:ARG:HB2	2.41	0.56
1:E:398:GLU:N	1:E:399:PRO:HD3	2.20	0.56
1:F:446:ARG:H	1:F:602:THR:HG23	1.71	0.56
1:G:300:HIS:O	1:G:301:ALA:HB3	2.06	0.56
1:H:272:GLU:OE2	1:H:330:PRO:O	2.23	0.56
1:H:497:SER:OG	1:H:533:GLU:HB3	2.06	0.56
1:H:654:SER:HA	1:H:657:THR:HG22	1.88	0.56
1:C:238:GLY:HA3	1:C:267:LYS:HD3	1.86	0.56
1:C:625:LEU:HD21	1:C:639:LEU:HD11	1.88	0.56
1:E:298:PHE:HE2	1:E:457:ASP:HB3	1.71	0.56

Continued on next page...

Continued from previous page...

Atom-1	Atom-2	Interatomic distance (Å)	Clash overlap (Å)
1:E:368:SER:OG	1:E:371:LYS:HE2	2.05	0.56
1:E:433:PHE:O	1:E:437:VAL:HG23	2.07	0.56
1:G:339:ARG:O	1:G:343:GLU:HG2	2.06	0.56
1:G:442:PHE:CE2	1:G:444:PRO:HG3	2.40	0.56
1:H:156:GLU:HG2	1:H:157:ALA:N	2.21	0.56
1:A:654:SER:HA	1:A:657:THR:HG22	1.89	0.55
1:B:237:PHE:CD2	1:B:258:ARG:HB2	2.40	0.55
1:B:272:GLU:OE2	1:B:330:PRO:O	2.23	0.55
1:B:676:ASP:O	1:B:680:ARG:HG3	2.06	0.55
1:D:191:GLN:NE2	1:D:223:SER:H	2.03	0.55
1:E:618:LEU:HD11	1:E:742:ILE:HD13	1.88	0.55
1:G:208:ARG:HD3	1:G:208:ARG:N	2.19	0.55
1:G:756:ILE:HG22	1:G:756:ILE:O	2.06	0.55
1:H:398:GLU:N	1:H:399:PRO:HD3	2.21	0.55
1:B:446:ARG:H	1:B:602:THR:HG23	1.70	0.55
1:B:618:LEU:HD11	1:B:742:ILE:HD13	1.87	0.55
1:C:307:ASP:N	1:C:461:VAL:HG13	2.21	0.55
1:D:368:SER:OG	1:D:371:LYS:HE2	2.05	0.55
1:D:690:VAL:HG23	1:D:698:ARG:HG2	1.88	0.55
1:E:740:TRP:NE1	1:F:316:PHE:CZ	2.72	0.55
1:F:191:GLN:HE22	1:F:223:SER:N	2.03	0.55
1:F:295:LEU:HD11	1:F:568:THR:OG1	2.05	0.55
1:F:453:TRP:CD2	1:F:463:ALA:HB2	2.41	0.55
1:F:654:SER:HA	1:F:657:THR:HG22	1.88	0.55
1:G:188:VAL:HG22	1:G:386:ILE:HD11	1.87	0.55
1:G:201:ILE:HA	1:G:213:VAL:HG21	1.87	0.55
1:G:222:TYR:HB3	1:G:329:LEU:HD23	1.89	0.55
1:G:749:LEU:O	1:G:750:SER:CB	2.53	0.55
1:H:210:VAL:CG2	1:H:211:TYR:H	2.01	0.55
1:B:238:GLY:H	1:B:257:VAL:HB	1.72	0.55
1:C:256:ILE:CD1	1:C:349:MET:HE1	2.36	0.55
1:D:208:ARG:HB3	1:D:208:ARG:HH11	1.71	0.55
1:D:471:LEU:HD13	1:D:547:TYR:OH	2.06	0.55
1:D:553:VAL:HG22	1:D:554:SER:N	2.21	0.55
1:E:345:LEU:O	1:E:349:MET:HG3	2.06	0.55
1:F:272:GLU:OE2	1:F:330:PRO:O	2.24	0.55
1:G:167:LEU:CD2	1:G:183:ARG:HH22	2.19	0.55
1:G:496:VAL:CG1	1:G:506:ILE:HD13	2.36	0.55
1:A:306:GLY:HA2	1:A:461:VAL:CA	2.34	0.55
1:A:607:LEU:CD1	1:A:609:LEU:HG	2.36	0.55
1:B:398:GLU:N	1:B:399:PRO:HD3	2.22	0.55

Continued on next page...

Continued from previous page...

Atom-1	Atom-2	Interatomic distance (Å)	Clash overlap (Å)
1:C:680:ARG:HB3	1:C:684:HIS:HD2	1.70	0.55
1:D:398:GLU:N	1:D:399:PRO:HD3	2.21	0.55
1:E:237:PHE:HB2	1:E:243:PHE:HE1	1.70	0.55
1:E:654:SER:HA	1:E:657:THR:HG22	1.88	0.55
1:E:719:ARG:HD3	1:E:726:PHE:CD2	2.41	0.55
1:G:163:GLU:O	1:G:167:LEU:HG	2.07	0.55
1:G:183:ARG:O	1:H:758:ASN:CB	2.54	0.55
1:H:131:LEU:HD22	1:H:599:ILE:HD11	1.88	0.55
1:A:232:LEU:HB3	1:A:367:THR:CG2	2.36	0.55
1:A:286:THR:CG2	1:A:360:ASP:HB2	2.36	0.55
1:B:565:TYR:CE1	1:B:575:GLU:HB3	2.41	0.55
1:C:210:VAL:O	1:C:211:TYR:HB2	2.06	0.55
1:F:618:LEU:HD11	1:F:742:ILE:HD13	1.88	0.55
1:F:756:ILE:HD12	1:F:756:ILE:N	2.21	0.55
1:G:210:VAL:HG13	1:G:211:TYR:N	2.20	0.55
1:A:156:GLU:HG2	1:A:157:ALA:N	2.22	0.55
1:A:619:LEU:HD23	1:A:620:SER:N	2.22	0.55
1:C:131:LEU:HD22	1:C:599:ILE:HD11	1.89	0.55
1:C:204:ASP:HB2	1:C:371:LYS:HB3	1.89	0.55
1:C:341:ALA:O	1:C:345:LEU:HD23	2.06	0.55
1:F:190:ILE:HG13	1:F:458:PHE:CD2	2.41	0.55
1:F:341:ALA:O	1:F:345:LEU:HD23	2.07	0.55
1:H:209:LEU:HG	1:H:210:VAL:HG12	1.88	0.55
1:H:496:VAL:HG11	1:H:506:ILE:CG2	2.36	0.55
1:H:680:ARG:HB3	1:H:684:HIS:HD2	1.70	0.55
1:B:680:ARG:HB3	1:B:684:HIS:HD2	1.70	0.55
1:B:752:ASP:O	1:B:753:VAL:HB	2.06	0.55
1:C:240:LYS:HA	1:C:262:ILE:HD13	1.87	0.55
1:D:670:VAL:O	1:D:674:LEU:HG	2.07	0.55
1:D:719:ARG:HH11	1:D:719:ARG:CG	2.20	0.55
1:G:146:LEU:HD23	1:G:146:LEU:O	2.05	0.55
1:G:347:GLY:C	1:G:348:ASN:HD22	2.10	0.55
1:B:709:LEU:HB3	1:B:710:PRO:HD3	1.88	0.55
1:C:156:GLU:HG2	1:C:157:ALA:N	2.22	0.55
1:C:607:LEU:CD1	1:C:609:LEU:HG	2.37	0.55
1:D:654:SER:O	1:D:657:THR:HG22	2.07	0.55
1:D:756:ILE:H	1:D:756:ILE:HD12	1.72	0.55
1:E:693:LYS:HE2	1:F:737:LEU:HD11	1.88	0.55
1:E:749:LEU:O	1:E:750:SER:CB	2.54	0.55
1:G:268:VAL:HG21	1:G:334:VAL:HG21	1.88	0.55
1:A:565:TYR:CE1	1:A:575:GLU:HB3	2.42	0.55

Continued on next page...

Continued from previous page...

Atom-1	Atom-2	Interatomic distance (Å)	Clash overlap (Å)
1:B:539:ASN:HD22	1:B:540:ALA:N	2.04	0.55
1:C:229:THR:HB	1:C:374:LYS:CB	2.37	0.55
1:D:238:GLY:HA3	1:D:267:LYS:HD3	1.89	0.55
1:E:155:ARG:HA	1:E:161:LYS:HB2	1.89	0.55
1:E:161:LYS:O	1:E:164:ASN:HB2	2.07	0.55
1:E:236:ASN:OD1	1:E:258:ARG:HD3	2.07	0.55
1:E:298:PHE:HB2	1:E:412:TRP:CD2	2.42	0.55
1:F:256:ILE:CD1	1:F:349:MET:HE1	2.36	0.55
1:F:348:ASN:HD22	1:F:348:ASN:N	2.02	0.55
1:A:471:LEU:HD13	1:A:547:TYR:OH	2.07	0.55
1:A:680:ARG:HB3	1:A:684:HIS:HD2	1.71	0.55
1:B:135:LEU:HD22	1:B:432:MET:SD	2.47	0.55
1:B:222:TYR:HB3	1:B:329:LEU:HD23	1.89	0.55
1:C:353:CYS:HB2	1:C:363:CYS:O	2.07	0.55
1:E:135:LEU:HD22	1:E:432:MET:SD	2.47	0.55
1:E:758:ASN:HD22	1:E:758:ASN:H	1.54	0.55
1:F:453:TRP:CG	1:F:463:ALA:HB2	2.42	0.55
1:F:527:ASN:HD21	1:G:531:LYS:HE3	1.72	0.55
1:F:719:ARG:HH11	1:F:719:ARG:HG3	1.72	0.55
1:G:211:TYR:CD2	1:G:212:LEU:N	2.69	0.55
1:G:737:LEU:HD11	1:H:693:LYS:HE2	1.88	0.55
1:H:188:VAL:HG21	1:H:461:VAL:HG11	1.88	0.55
1:H:204:ASP:HB2	1:H:371:LYS:CB	2.37	0.55
1:H:496:VAL:HG11	1:H:506:ILE:HD13	1.88	0.55
1:A:453:TRP:CG	1:A:463:ALA:HB2	2.41	0.54
1:B:156:GLU:HG2	1:B:157:ALA:N	2.22	0.54
1:B:756:ILE:HD12	1:B:756:ILE:H	1.72	0.54
1:C:453:TRP:CE3	1:C:463:ALA:HA	2.43	0.54
1:C:693:LYS:HE2	1:D:737:LEU:HD11	1.89	0.54
1:D:191:GLN:HE22	1:D:223:SER:N	2.04	0.54
1:D:295:LEU:HD11	1:D:568:THR:OG1	2.07	0.54
1:D:345:LEU:O	1:D:349:MET:HG3	2.07	0.54
1:E:156:GLU:HG2	1:E:157:ALA:N	2.22	0.54
1:E:183:ARG:O	1:F:758:ASN:HB2	2.07	0.54
1:E:426:LEU:CD2	1:E:450:PHE:HB3	2.29	0.54
1:E:498:ALA:HB2	1:E:553:VAL:HA	1.89	0.54
1:F:238:GLY:O	1:F:262:ILE:HD11	2.07	0.54
1:F:655:ARG:HH11	1:F:751:GLY:HA2	1.72	0.54
1:F:749:LEU:O	1:F:750:SER:HB3	2.06	0.54
1:G:188:VAL:HG21	1:G:461:VAL:HG11	1.89	0.54
1:C:152:TYR:HA	1:C:161:LYS:HE2	1.87	0.54

Continued on next page...

Continued from previous page...

Atom-1	Atom-2	Interatomic distance (Å)	Clash overlap (Å)
1:C:368:SER:OG	1:C:371:LYS:HE2	2.08	0.54
1:C:752:ASP:O	1:C:753:VAL:HB	2.06	0.54
1:E:555:PHE:CE2	1:E:593:VAL:HG23	2.43	0.54
1:F:268:VAL:HG21	1:F:334:VAL:HG21	1.89	0.54
1:F:280:LEU:HD12	1:F:337:ILE:CD1	2.37	0.54
1:F:680:ARG:HB3	1:F:684:HIS:CD2	2.42	0.54
1:H:188:VAL:HG22	1:H:386:ILE:HD11	1.89	0.54
1:A:239:THR:C	1:A:241:LYS:H	2.10	0.54
1:C:155:ARG:HA	1:C:161:LYS:HB2	1.90	0.54
1:C:232:LEU:HD11	1:C:256:ILE:HG13	1.89	0.54
1:C:339:ARG:O	1:C:343:GLU:HG2	2.07	0.54
1:D:238:GLY:HA3	1:D:267:LYS:CD	2.37	0.54
1:D:496:VAL:HG11	1:D:506:ILE:CG2	2.36	0.54
1:D:625:LEU:CD2	1:D:639:LEU:HD11	2.37	0.54
1:E:238:GLY:H	1:E:257:VAL:HB	1.72	0.54
1:E:625:LEU:CD2	1:E:639:LEU:HD11	2.38	0.54
1:E:719:ARG:HG3	1:E:719:ARG:HH11	1.71	0.54
1:F:130:LYS:O	1:F:134:LYS:HG2	2.08	0.54
1:G:488:VAL:HG13	1:G:586:VAL:HG11	1.89	0.54
1:A:347:GLY:C	1:A:348:ASN:HD22	2.11	0.54
1:B:190:ILE:HG13	1:B:458:PHE:CD2	2.43	0.54
1:B:446:ARG:H	1:B:602:THR:CG2	2.20	0.54
1:C:237:PHE:CD2	1:C:258:ARG:HB2	2.43	0.54
1:C:719:ARG:HH11	1:C:719:ARG:HG3	1.72	0.54
1:D:155:ARG:HH21	1:D:165:LEU:HD22	1.71	0.54
1:D:222:TYR:HB3	1:D:329:LEU:HD23	1.90	0.54
1:D:298:PHE:HE2	1:D:457:ASP:HB3	1.72	0.54
1:E:286:THR:CG2	1:E:360:ASP:HB2	2.37	0.54
1:F:236:ASN:HB2	1:F:357:TRP:CD1	2.43	0.54
1:G:409:ARG:NH2	1:G:454:SER:HB2	2.22	0.54
1:H:207:GLY:O	1:H:209:LEU:N	2.40	0.54
1:H:446:ARG:H	1:H:602:THR:CG2	2.19	0.54
1:A:295:LEU:HD11	1:A:568:THR:OG1	2.08	0.54
1:C:324:SER:CB	1:C:325:ARG:HE	2.20	0.54
1:D:409:ARG:NH2	1:D:454:SER:HB2	2.23	0.54
1:F:286:THR:CG2	1:F:360:ASP:HB2	2.36	0.54
1:G:130:LYS:O	1:G:134:LYS:HG2	2.07	0.54
1:G:278:GLY:HA2	1:G:333:PRO:O	2.07	0.54
1:H:446:ARG:HD2	1:H:479:PHE:CE2	2.43	0.54
1:A:268:VAL:HG21	1:A:334:VAL:HG21	1.87	0.54
1:B:201:ILE:HB	1:B:212:LEU:HD12	1.90	0.54

Continued on next page...

Continued from previous page...

Atom-1	Atom-2	Interatomic distance (Å)	Clash overlap (Å)
1:B:672:LYS:HD3	1:B:676:ASP:OD2	2.08	0.54
1:C:312:GLY:HA2	1:C:547:TYR:OH	2.07	0.54
1:C:337:ILE:HG23	1:C:341:ALA:HB3	1.88	0.54
1:C:345:LEU:O	1:C:349:MET:HG3	2.08	0.54
1:D:239:THR:C	1:D:241:LYS:H	2.10	0.54
1:D:680:ARG:HB3	1:D:684:HIS:HD2	1.72	0.54
1:G:605:VAL:HG11	1:G:665:LYS:HB3	1.90	0.54
1:H:309:TYR:HE2	1:H:325:ARG:CA	2.19	0.54
1:H:392:VAL:HG12	1:H:449:ILE:HG13	1.88	0.54
1:H:565:TYR:CE1	1:H:575:GLU:HB3	2.43	0.54
1:H:716:LEU:HD13	1:H:731:PHE:CE1	2.43	0.54
1:A:513:VAL:HG21	1:A:593:VAL:HG12	1.89	0.54
1:B:256:ILE:CD1	1:B:349:MET:HE1	2.37	0.54
1:C:759:GLU:HG3	1:C:760:PHE:N	2.22	0.54
1:F:433:PHE:O	1:F:437:VAL:HG23	2.08	0.54
1:F:465:GLU:HA	1:F:468:GLU:HB2	1.90	0.54
1:G:239:THR:C	1:G:241:LYS:H	2.10	0.54
1:H:198:ASN:OD1	1:H:378:SER:N	2.38	0.54
1:H:295:LEU:HD22	1:H:570:MET:HE1	1.90	0.54
1:B:232:LEU:HD11	1:B:256:ILE:HG13	1.90	0.54
1:C:618:LEU:HD21	1:C:742:ILE:HG23	1.90	0.54
1:D:238:GLY:O	1:D:262:ILE:HD11	2.08	0.54
1:D:278:GLY:HA2	1:D:333:PRO:O	2.07	0.54
1:E:409:ARG:HB2	1:E:452:SER:OG	2.08	0.54
1:H:347:GLY:C	1:H:348:ASN:HD22	2.11	0.54
1:A:654:SER:C	1:A:657:THR:HG22	2.28	0.54
1:B:347:GLY:C	1:B:348:ASN:HD22	2.11	0.54
1:B:580:ILE:HG23	1:B:580:ILE:O	2.08	0.54
1:B:619:LEU:HD23	1:B:620:SER:N	2.23	0.54
1:B:699:HIS:HD2	1:B:702:TRP:H	1.55	0.54
1:B:759:GLU:HG3	1:B:760:PHE:N	2.22	0.54
1:C:737:LEU:HD11	1:D:693:LYS:HE2	1.90	0.54
1:D:759:GLU:HG3	1:D:760:PHE:N	2.23	0.54
1:F:240:LYS:HZ3	1:G:520:GLN:NE2	2.04	0.54
1:G:167:LEU:HD22	1:G:183:ARG:NH2	2.23	0.54
1:G:232:LEU:HD21	1:G:256:ILE:HD11	1.88	0.54
1:G:264:PHE:CE2	1:G:281:ILE:HG21	2.43	0.54
1:H:236:ASN:HB2	1:H:357:TRP:CD1	2.42	0.54
1:A:335:GLN:NE2	1:A:336:THR:HG22	2.23	0.54
1:A:588:ARG:HH11	1:A:588:ARG:HG3	1.73	0.54
1:A:743:GLN:O	1:A:746:ALA:HB3	2.08	0.54

Continued on next page...

Continued from previous page...

Atom-1	Atom-2	Interatomic distance (Å)	Clash overlap (Å)
1:B:749:LEU:O	1:B:750:SER:CB	2.55	0.54
1:E:496:VAL:CG1	1:E:506:ILE:HD13	2.37	0.54
1:E:523:TYR:HE1	1:E:530:SER:OG	1.91	0.54
1:E:564:PRO:HG2	1:E:565:TYR:H	1.73	0.54
1:E:708:THR:CG2	1:E:710:PRO:HD2	2.37	0.54
1:F:471:LEU:HD13	1:F:547:TYR:OH	2.08	0.54
1:G:238:GLY:N	1:G:257:VAL:HB	2.22	0.54
1:A:237:PHE:CD1	1:A:261:LYS:HG3	2.42	0.53
1:B:199:SER:CB	1:B:212:LEU:HD11	2.38	0.53
1:B:237:PHE:CD1	1:B:261:LYS:HG3	2.43	0.53
1:B:471:LEU:HD13	1:B:547:TYR:OH	2.08	0.53
1:C:146:LEU:O	1:C:146:LEU:HD23	2.08	0.53
1:C:214:GLU:OE1	1:C:341:ALA:HB2	2.07	0.53
1:C:232:LEU:HD21	1:C:256:ILE:HD11	1.90	0.53
1:D:199:SER:O	1:D:376:THR:HG22	2.07	0.53
1:D:236:ASN:HB2	1:D:357:TRP:CD1	2.44	0.53
1:D:237:PHE:CD2	1:D:258:ARG:HB2	2.43	0.53
1:D:286:THR:CG2	1:D:360:ASP:HB2	2.37	0.53
1:F:188:VAL:HG22	1:F:386:ILE:HD11	1.89	0.53
1:G:300:HIS:HE2	1:G:459:GLY:N	2.06	0.53
1:G:672:LYS:HD3	1:G:676:ASP:OD2	2.08	0.53
1:H:580:ILE:HG23	1:H:580:ILE:O	2.08	0.53
1:A:425:LEU:HD22	1:A:591:ALA:HB2	1.88	0.53
1:B:618:LEU:HD13	1:B:701:PHE:HZ	1.72	0.53
1:C:300:HIS:O	1:C:301:ALA:HB3	2.09	0.53
1:C:496:VAL:CG1	1:C:506:ILE:HD13	2.38	0.53
1:D:306:GLY:HA2	1:D:461:VAL:CA	2.33	0.53
1:D:749:LEU:O	1:D:750:SER:CB	2.55	0.53
1:E:496:VAL:HG11	1:E:506:ILE:CG2	2.38	0.53
1:E:756:ILE:HD12	1:E:756:ILE:H	1.73	0.53
1:E:759:GLU:HG3	1:E:760:PHE:N	2.23	0.53
1:F:239:THR:C	1:F:241:LYS:H	2.12	0.53
1:F:670:VAL:O	1:F:674:LEU:HG	2.09	0.53
1:G:286:THR:CG2	1:G:360:ASP:HB2	2.37	0.53
1:H:237:PHE:HB2	1:H:243:PHE:HE1	1.73	0.53
1:A:197:GLN:HE21	1:A:215:ASN:HB3	1.74	0.53
1:A:212:LEU:HD21	1:A:215:ASN:ND2	2.23	0.53
1:B:654:SER:HA	1:B:657:THR:HG22	1.90	0.53
1:C:238:GLY:N	1:C:257:VAL:HB	2.22	0.53
1:C:698:ARG:HA	1:C:707:HIS:NE2	2.23	0.53
1:E:210:VAL:HG13	1:E:211:TYR:H	1.73	0.53

Continued on next page...

Continued from previous page...

Atom-1	Atom-2	Interatomic distance (Å)	Clash overlap (Å)
1:F:588:ARG:HG3	1:F:588:ARG:HH11	1.72	0.53
1:G:203:VAL:HG22	1:G:204:ASP:O	2.07	0.53
1:H:201:ILE:HA	1:H:213:VAL:CG2	2.38	0.53
1:H:752:ASP:O	1:H:753:VAL:HB	2.06	0.53
1:B:513:VAL:HG21	1:B:593:VAL:HG12	1.90	0.53
1:B:523:TYR:HE1	1:B:530:SER:OG	1.91	0.53
1:B:756:ILE:HD12	1:B:756:ILE:N	2.24	0.53
1:D:146:LEU:HD23	1:D:146:LEU:O	2.08	0.53
1:D:163:GLU:O	1:D:167:LEU:HG	2.08	0.53
1:D:204:ASP:C	1:D:206:ASN:N	2.62	0.53
1:F:306:GLY:HA2	1:F:461:VAL:CA	2.31	0.53
1:G:237:PHE:HB2	1:G:243:PHE:CE1	2.44	0.53
1:G:311:PRO:O	1:G:693:LYS:HA	2.09	0.53
1:G:625:LEU:CD2	1:G:639:LEU:HD11	2.36	0.53
1:A:278:GLY:HA2	1:A:333:PRO:O	2.07	0.53
1:C:167:LEU:CD2	1:C:183:ARG:HH22	2.21	0.53
1:C:446:ARG:H	1:C:602:THR:HG23	1.74	0.53
1:D:515:HIS:CD2	1:D:516:PRO:HD2	2.43	0.53
1:E:752:ASP:O	1:E:753:VAL:HB	2.09	0.53
1:E:756:ILE:HD12	1:E:756:ILE:N	2.24	0.53
1:F:155:ARG:HA	1:F:161:LYS:HB2	1.90	0.53
1:F:699:HIS:HD2	1:F:702:TRP:H	1.55	0.53
1:H:232:LEU:HB3	1:H:367:THR:CG2	2.38	0.53
1:A:131:LEU:HD22	1:A:599:ILE:HD11	1.90	0.53
1:C:309:TYR:HE2	1:C:325:ARG:CA	2.21	0.53
1:D:347:GLY:C	1:D:348:ASN:HD22	2.11	0.53
1:E:305:THR:HG23	1:E:464:THR:HG21	1.90	0.53
1:E:425:LEU:O	1:E:429:LEU:HB2	2.08	0.53
1:E:625:LEU:HD21	1:E:639:LEU:HD11	1.90	0.53
1:F:300:HIS:O	1:F:301:ALA:HB3	2.09	0.53
1:H:210:VAL:HG11	1:H:348:ASN:OD1	2.08	0.53
1:A:540:ALA:O	1:A:543:PRO:HD2	2.08	0.53
1:C:498:ALA:HB2	1:C:553:VAL:HA	1.90	0.53
1:C:515:HIS:CD2	1:C:516:PRO:HD2	2.43	0.53
1:C:756:ILE:H	1:C:756:ILE:HD12	1.74	0.53
1:D:677:ARG:NE	1:D:750:SER:HB2	2.24	0.53
1:H:295:LEU:HD22	1:H:570:MET:SD	2.49	0.53
1:A:212:LEU:CD2	1:A:215:ASN:HD21	2.21	0.53
1:C:513:VAL:HG21	1:C:593:VAL:HG12	1.90	0.53
1:E:515:HIS:CD2	1:E:516:PRO:HD2	2.44	0.53
1:F:672:LYS:HD3	1:F:676:ASP:OD2	2.09	0.53

Continued on next page...

Continued from previous page...

Atom-1	Atom-2	Interatomic distance (Å)	Clash overlap (Å)
1:F:708:THR:CG2	1:F:710:PRO:HD2	2.37	0.53
1:G:238:GLY:O	1:G:262:ILE:HD11	2.08	0.53
1:G:425:LEU:HD22	1:G:591:ALA:HB2	1.91	0.53
1:A:145:LYS:O	1:A:148:ASN:HB2	2.09	0.53
1:A:236:ASN:HB2	1:A:357:TRP:CD1	2.44	0.53
1:A:752:ASP:O	1:A:753:VAL:HB	2.09	0.53
1:B:212:LEU:O	1:B:213:VAL:C	2.47	0.53
1:C:496:VAL:HG11	1:C:506:ILE:CG2	2.38	0.53
1:E:169:VAL:HG13	1:E:427:LEU:HD21	1.91	0.53
1:E:409:ARG:NH2	1:E:454:SER:HB2	2.24	0.53
1:H:756:ILE:H	1:H:756:ILE:HD12	1.74	0.53
1:A:135:LEU:HD22	1:A:432:MET:SD	2.49	0.53
1:A:155:ARG:HA	1:A:161:LYS:HB2	1.90	0.53
1:B:311:PRO:O	1:B:693:LYS:HA	2.08	0.53
1:B:502:LEU:O	1:B:506:ILE:HG13	2.08	0.53
1:D:268:VAL:HG21	1:D:334:VAL:HG21	1.90	0.53
1:E:232:LEU:HD21	1:E:256:ILE:HD11	1.90	0.53
1:F:540:ALA:O	1:F:543:PRO:HD2	2.09	0.53
1:F:750:SER:OG	1:F:751:GLY:N	2.42	0.53
1:G:146:LEU:HD23	1:G:146:LEU:C	2.30	0.53
1:G:239:THR:HB	1:G:244:GLU:CD	2.29	0.53
1:G:719:ARG:HH11	1:G:719:ARG:CG	2.22	0.53
1:H:163:GLU:O	1:H:167:LEU:HG	2.09	0.53
1:H:523:TYR:HE1	1:H:530:SER:OG	1.91	0.53
1:H:719:ARG:HD3	1:H:726:PHE:CD2	2.44	0.53
1:A:488:VAL:HG13	1:A:586:VAL:HG11	1.90	0.52
1:A:515:HIS:CD2	1:A:516:PRO:CD	2.93	0.52
1:B:236:ASN:HB2	1:B:357:TRP:CD1	2.44	0.52
1:B:433:PHE:O	1:B:437:VAL:HG23	2.10	0.52
1:B:564:PRO:HG2	1:B:565:TYR:H	1.74	0.52
1:C:127:LEU:HD22	1:C:127:LEU:N	2.23	0.52
1:C:236:ASN:OD1	1:C:258:ARG:HD3	2.08	0.52
1:C:740:TRP:NE1	1:D:316:PHE:CZ	2.73	0.52
1:D:237:PHE:HB2	1:D:243:PHE:CE1	2.44	0.52
1:D:618:LEU:HD21	1:D:742:ILE:HG23	1.90	0.52
1:D:756:ILE:HD12	1:D:756:ILE:N	2.24	0.52
1:E:239:THR:C	1:E:241:LYS:H	2.13	0.52
1:F:212:LEU:HG	1:F:212:LEU:O	2.09	0.52
1:F:446:ARG:HH12	1:F:602:THR:HA	1.75	0.52
1:A:453:TRP:CE3	1:A:463:ALA:HA	2.44	0.52
1:B:409:ARG:NH2	1:B:454:SER:HB2	2.24	0.52

Continued on next page...

Continued from previous page...

Atom-1	Atom-2	Interatomic distance (Å)	Clash overlap (Å)
1:B:498:ALA:HB2	1:B:553:VAL:HA	1.91	0.52
1:B:540:ALA:O	1:B:543:PRO:HD2	2.10	0.52
1:C:286:THR:CG2	1:C:360:ASP:HB2	2.39	0.52
1:D:506:ILE:O	1:D:510:MET:HG3	2.10	0.52
1:D:565:TYR:O	1:D:568:THR:HG22	2.08	0.52
1:E:300:HIS:O	1:E:301:ALA:HB3	2.09	0.52
1:F:580:ILE:HG23	1:F:580:ILE:O	2.09	0.52
1:G:654:SER:HA	1:G:657:THR:HG22	1.91	0.52
1:H:655:ARG:HH11	1:H:751:GLY:HA2	1.74	0.52
1:H:756:ILE:HD12	1:H:756:ILE:N	2.24	0.52
1:A:232:LEU:CD2	1:A:256:ILE:HD11	2.38	0.52
1:A:496:VAL:CG1	1:A:506:ILE:HD13	2.39	0.52
1:B:155:ARG:HA	1:B:161:LYS:HB2	1.92	0.52
1:B:206:ASN:O	1:B:207:GLY:O	2.27	0.52
1:B:339:ARG:O	1:B:343:GLU:HG2	2.09	0.52
1:B:515:HIS:CD2	1:B:516:PRO:HD2	2.44	0.52
1:B:750:SER:OG	1:B:751:GLY:N	2.42	0.52
1:C:605:VAL:HG11	1:C:665:LYS:HB3	1.91	0.52
1:E:214:GLU:HG2	1:E:215:ASN:H	1.74	0.52
1:E:230:GLY:O	1:E:372:ASN:HB2	2.10	0.52
1:E:537:LEU:HD22	1:E:542:PHE:CE2	2.44	0.52
1:F:496:VAL:HG11	1:F:506:ILE:CG2	2.38	0.52
1:F:568:THR:HG23	1:F:570:MET:H	1.74	0.52
1:F:752:ASP:O	1:F:753:VAL:HB	2.08	0.52
1:G:230:GLY:O	1:G:372:ASN:HB2	2.09	0.52
1:H:222:TYR:HB3	1:H:329:LEU:HD23	1.91	0.52
1:H:286:THR:CG2	1:H:360:ASP:HB2	2.38	0.52
1:H:483:ASN:ND2	1:H:540:ALA:HB3	2.24	0.52
1:A:130:LYS:O	1:A:134:LYS:HG2	2.10	0.52
1:B:719:ARG:HH11	1:B:719:ARG:CG	2.22	0.52
1:D:208:ARG:HD2	1:D:208:ARG:N	2.19	0.52
1:D:264:PHE:CE2	1:D:281:ILE:HG21	2.44	0.52
1:F:204:ASP:O	1:F:205:LYS:HB3	2.09	0.52
1:G:349:MET:HA	1:G:368:SER:N	2.24	0.52
1:G:453:TRP:CE3	1:G:463:ALA:HA	2.45	0.52
1:G:496:VAL:HG11	1:G:506:ILE:CG2	2.38	0.52
1:G:708:THR:CG2	1:G:710:PRO:HD2	2.37	0.52
1:H:268:VAL:HG21	1:H:334:VAL:HG21	1.90	0.52
1:B:306:GLY:HA2	1:B:461:VAL:CA	2.32	0.52
1:B:657:THR:HG21	1:C:650:PHE:CG	2.43	0.52
1:B:698:ARG:HA	1:B:707:HIS:NE2	2.24	0.52

Continued on next page...

Continued from previous page...

Atom-1	Atom-2	Interatomic distance (Å)	Clash overlap (Å)
1:G:155:ARG:HA	1:G:161:LYS:HB2	1.91	0.52
1:H:197:GLN:NE2	1:H:215:ASN:HB3	2.25	0.52
1:A:210:VAL:HG22	1:A:211:TYR:N	2.25	0.52
1:A:539:ASN:O	1:A:542:PHE:N	2.38	0.52
1:A:667:ASP:OD1	1:A:669:PHE:HB3	2.08	0.52
1:C:357:TRP:O	1:C:359:THR:N	2.40	0.52
1:C:654:SER:HA	1:C:657:THR:HG22	1.91	0.52
1:C:719:ARG:HD3	1:C:726:PHE:CD2	2.45	0.52
1:E:306:GLY:HA2	1:E:461:VAL:CA	2.35	0.52
1:G:496:VAL:HG11	1:G:506:ILE:HD13	1.91	0.52
1:H:425:LEU:HD22	1:H:591:ALA:HB2	1.91	0.52
1:H:471:LEU:HD13	1:H:547:TYR:OH	2.10	0.52
1:A:498:ALA:HB2	1:A:553:VAL:HA	1.92	0.52
1:A:719:ARG:HH11	1:A:719:ARG:CG	2.22	0.52
1:B:201:ILE:HD13	1:B:212:LEU:CA	2.40	0.52
1:B:204:ASP:C	1:B:206:ASN:N	2.63	0.52
1:B:240:LYS:HA	1:B:262:ILE:HD13	1.90	0.52
1:C:667:ASP:HB3	1:C:670:VAL:CG2	2.34	0.52
1:D:607:LEU:CD1	1:D:609:LEU:HG	2.40	0.52
1:E:197:GLN:NE2	1:E:215:ASN:HB3	2.24	0.52
1:E:256:ILE:CD1	1:E:349:MET:HE1	2.40	0.52
1:E:307:ASP:H	1:E:461:VAL:HG13	1.74	0.52
1:F:200:VAL:O	1:F:213:VAL:HB	2.10	0.52
1:F:239:THR:HB	1:F:244:GLU:CD	2.29	0.52
1:G:204:ASP:C	1:G:206:ASN:N	2.59	0.52
1:H:239:THR:C	1:H:241:LYS:H	2.12	0.52
1:H:537:LEU:HD22	1:H:542:PHE:CE2	2.44	0.52
1:A:618:LEU:HD11	1:A:742:ILE:HD13	1.92	0.52
1:B:298:PHE:HE2	1:B:457:ASP:HB3	1.74	0.52
1:C:190:ILE:HG13	1:C:458:PHE:CD2	2.45	0.52
1:D:152:TYR:HA	1:D:161:LYS:HE2	1.90	0.52
1:E:425:LEU:HD22	1:E:591:ALA:HB2	1.91	0.52
1:E:680:ARG:HB3	1:E:684:HIS:HD2	1.73	0.52
1:E:719:ARG:HH11	1:E:719:ARG:CG	2.23	0.52
1:F:213:VAL:HG11	1:F:345:LEU:HD21	1.92	0.52
1:F:237:PHE:CD2	1:F:258:ARG:HB2	2.44	0.52
1:F:513:VAL:HG21	1:F:593:VAL:HG12	1.91	0.52
1:F:719:ARG:HD3	1:F:726:PHE:CD2	2.44	0.52
1:G:197:GLN:HE21	1:G:215:ASN:HB3	1.75	0.52
1:G:756:ILE:H	1:G:756:ILE:HD12	1.74	0.52
1:H:131:LEU:HD22	1:H:599:ILE:CD1	2.39	0.52

Continued on next page...

Continued from previous page...

Atom-1	Atom-2	Interatomic distance (Å)	Clash overlap (Å)
1:H:190:ILE:HG13	1:H:458:PHE:CD2	2.44	0.52
1:H:749:LEU:O	1:H:750:SER:CB	2.58	0.52
1:A:709:LEU:HB3	1:A:710:PRO:HD3	1.91	0.52
1:C:361:SER:O	1:C:362:THR:CB	2.57	0.52
1:D:236:ASN:OD1	1:D:258:ARG:HD3	2.09	0.52
1:E:237:PHE:CD1	1:E:261:LYS:HG3	2.45	0.52
1:E:238:GLY:O	1:E:262:ILE:HD11	2.10	0.52
1:E:603:HIS:ND1	1:E:604:ASP:OD1	2.43	0.52
1:E:648:ASP:OD2	1:E:757:ASP:OD2	2.27	0.52
1:F:298:PHE:HE2	1:F:457:ASP:HB3	1.74	0.52
1:F:446:ARG:HD2	1:F:479:PHE:CE2	2.45	0.52
1:G:236:ASN:HB2	1:G:357:TRP:CD1	2.45	0.52
1:G:680:ARG:HB3	1:G:684:HIS:HD2	1.73	0.52
1:H:513:VAL:HB	1:H:522:LEU:HD12	1.90	0.52
1:H:670:VAL:O	1:H:674:LEU:HG	2.09	0.52
1:H:719:ARG:HG3	1:H:719:ARG:HH11	1.74	0.52
1:A:483:ASN:HD21	1:A:540:ALA:HB3	1.75	0.52
1:A:759:GLU:O	1:A:760:PHE:C	2.49	0.52
1:B:565:TYR:HE1	1:B:575:GLU:HB3	1.75	0.52
1:C:680:ARG:HB3	1:C:684:HIS:CD2	2.45	0.52
1:D:190:ILE:HG13	1:D:458:PHE:CD2	2.45	0.52
1:D:339:ARG:O	1:D:343:GLU:HG2	2.10	0.52
1:D:654:SER:HA	1:D:657:THR:HG22	1.92	0.52
1:E:222:TYR:HB3	1:E:329:LEU:HD23	1.92	0.52
1:E:670:VAL:O	1:E:674:LEU:HG	2.10	0.52
1:E:690:VAL:HG23	1:E:698:ARG:HG2	1.91	0.52
1:F:425:LEU:HD22	1:F:591:ALA:HB2	1.92	0.52
1:F:619:LEU:HD23	1:F:620:SER:N	2.25	0.52
1:G:256:ILE:CD1	1:G:349:MET:HE1	2.39	0.52
1:G:465:GLU:OE2	1:G:468:GLU:OE1	2.28	0.52
1:H:127:LEU:HD22	1:H:127:LEU:N	2.25	0.52
1:H:618:LEU:HD21	1:H:742:ILE:HG23	1.92	0.52
1:A:188:VAL:HG22	1:A:386:ILE:HD11	1.90	0.51
1:A:256:ILE:CD1	1:A:349:MET:HE1	2.40	0.51
1:A:357:TRP:O	1:A:359:THR:N	2.43	0.51
1:A:361:SER:O	1:A:362:THR:CB	2.58	0.51
1:A:669:PHE:CD2	1:B:668:ARG:HD2	2.46	0.51
1:A:676:ASP:O	1:A:680:ARG:HG3	2.10	0.51
1:C:163:GLU:O	1:C:167:LEU:HG	2.10	0.51
1:C:237:PHE:CD1	1:C:261:LYS:HG3	2.45	0.51
1:C:568:THR:HG23	1:C:570:MET:H	1.75	0.51

Continued on next page...

Continued from previous page...

Atom-1	Atom-2	Interatomic distance (Å)	Clash overlap (Å)
1:C:759:GLU:O	1:C:760:PHE:C	2.49	0.51
1:D:209:LEU:O	1:D:210:VAL:O	2.27	0.51
1:D:256:ILE:CD1	1:D:349:MET:HE1	2.40	0.51
1:D:759:GLU:O	1:D:760:PHE:C	2.49	0.51
1:F:408:GLN:HB3	1:F:485:ASP:OD1	2.10	0.51
1:G:618:LEU:HD11	1:G:742:ILE:HD13	1.91	0.51
1:G:759:GLU:HG3	1:G:760:PHE:N	2.25	0.51
1:H:256:ILE:CD1	1:H:349:MET:HE1	2.40	0.51
1:A:473:SER:O	1:A:476:LEU:HB2	2.09	0.51
1:A:502:LEU:O	1:A:506:ILE:HG13	2.10	0.51
1:A:668:ARG:HD2	1:B:669:PHE:CD2	2.45	0.51
1:B:335:GLN:NE2	1:B:336:THR:HG22	2.25	0.51
1:D:465:GLU:HA	1:D:468:GLU:HB2	1.93	0.51
1:D:540:ALA:O	1:D:543:PRO:HD2	2.11	0.51
1:D:709:LEU:HB3	1:D:710:PRO:HD3	1.91	0.51
1:E:291:VAL:HG13	1:E:292:ASN:N	2.25	0.51
1:E:618:LEU:HD13	1:E:701:PHE:HZ	1.76	0.51
1:H:232:LEU:HD11	1:H:256:ILE:HG13	1.92	0.51
1:C:471:LEU:HD13	1:C:547:TYR:OH	2.10	0.51
1:D:135:LEU:HD22	1:D:432:MET:SD	2.50	0.51
1:D:433:PHE:O	1:D:437:VAL:HG23	2.11	0.51
1:D:496:VAL:CG1	1:D:506:ILE:HD13	2.41	0.51
1:E:238:GLY:N	1:E:257:VAL:HB	2.25	0.51
1:E:488:VAL:HG13	1:E:586:VAL:HG11	1.92	0.51
1:G:430:ALA:HA	1:G:450:PHE:CZ	2.45	0.51
1:H:232:LEU:HD21	1:H:256:ILE:HD11	1.92	0.51
1:H:307:ASP:N	1:H:461:VAL:HG13	2.25	0.51
1:H:483:ASN:HD21	1:H:540:ALA:HB3	1.75	0.51
1:A:183:ARG:O	1:B:758:ASN:CB	2.58	0.51
1:B:508:LYS:NZ	1:C:624:ASP:HB2	2.26	0.51
1:C:239:THR:HB	1:C:244:GLU:CD	2.30	0.51
1:D:537:LEU:HD22	1:D:542:PHE:CE2	2.45	0.51
1:E:496:VAL:HG11	1:E:506:ILE:HD13	1.92	0.51
1:F:409:ARG:NH2	1:F:454:SER:HB2	2.25	0.51
1:F:496:VAL:CG1	1:F:506:ILE:HD13	2.41	0.51
1:F:618:LEU:HD13	1:F:701:PHE:HZ	1.74	0.51
1:A:618:LEU:HD21	1:A:742:ILE:HG23	1.92	0.51
1:A:700:VAL:HG23	1:A:701:PHE:CD1	2.46	0.51
1:B:224:LYS:HA	1:B:224:LYS:HE3	1.93	0.51
1:B:237:PHE:HB2	1:B:243:PHE:CE1	2.46	0.51
1:B:682:GLU:OE2	1:B:699:HIS:CE1	2.64	0.51

Continued on next page...

Continued from previous page...

Atom-1	Atom-2	Interatomic distance (Å)	Clash overlap (Å)
1:C:758:ASN:CB	1:D:183:ARG:O	2.56	0.51
1:D:568:THR:HG23	1:D:570:MET:H	1.74	0.51
1:D:655:ARG:HH11	1:D:751:GLY:HA2	1.75	0.51
1:G:152:TYR:HA	1:G:161:LYS:HB3	1.92	0.51
1:G:309:TYR:HE2	1:G:325:ARG:CA	2.21	0.51
1:G:361:SER:O	1:G:362:THR:CB	2.59	0.51
1:H:473:SER:O	1:H:476:LEU:HB2	2.09	0.51
1:B:531:LYS:HE3	1:C:527:ASN:OD1	2.11	0.51
1:C:167:LEU:HD22	1:C:183:ARG:NH2	2.25	0.51
1:C:539:ASN:HD22	1:C:539:ASN:C	2.13	0.51
1:E:198:ASN:OD1	1:E:377:VAL:HA	2.11	0.51
1:E:349:MET:HA	1:E:368:SER:N	2.25	0.51
1:E:513:VAL:HG21	1:E:593:VAL:HG12	1.91	0.51
1:E:676:ASP:O	1:E:680:ARG:HG3	2.11	0.51
1:G:515:HIS:CD2	1:G:516:PRO:HD2	2.46	0.51
1:H:349:MET:HA	1:H:368:SER:N	2.25	0.51
1:H:357:TRP:O	1:H:359:THR:N	2.39	0.51
1:H:698:ARG:HA	1:H:707:HIS:NE2	2.26	0.51
1:H:699:HIS:HD2	1:H:702:TRP:H	1.58	0.51
1:H:759:GLU:O	1:H:760:PHE:C	2.49	0.51
1:A:163:GLU:O	1:A:167:LEU:HG	2.10	0.51
1:A:199:SER:O	1:A:376:THR:HG22	2.11	0.51
1:A:232:LEU:HD11	1:A:256:ILE:CG1	2.40	0.51
1:B:146:LEU:HD23	1:B:146:LEU:O	2.10	0.51
1:B:309:TYR:HE2	1:B:325:ARG:CA	2.21	0.51
1:B:361:SER:O	1:B:362:THR:CB	2.59	0.51
1:D:237:PHE:CD1	1:D:261:LYS:HG3	2.45	0.51
1:D:425:LEU:HD22	1:D:591:ALA:HB2	1.92	0.51
1:E:565:TYR:CE1	1:E:575:GLU:HB3	2.46	0.51
1:F:238:GLY:H	1:F:257:VAL:HB	1.75	0.51
1:H:759:GLU:HG3	1:H:760:PHE:N	2.25	0.51
1:A:553:VAL:HG21	1:A:597:PHE:CE2	2.46	0.51
1:B:238:GLY:HA3	1:B:267:LYS:CD	2.41	0.51
1:B:238:GLY:N	1:B:257:VAL:HB	2.26	0.51
1:B:553:VAL:HG22	1:B:554:SER:N	2.26	0.51
1:B:605:VAL:HG11	1:B:665:LYS:HB3	1.92	0.51
1:B:749:LEU:O	1:B:750:SER:HB3	2.11	0.51
1:C:222:TYR:HB3	1:C:329:LEU:HD23	1.93	0.51
1:D:146:LEU:HD23	1:D:146:LEU:C	2.31	0.51
1:F:232:LEU:HD11	1:F:256:ILE:CG1	2.41	0.51
1:F:361:SER:O	1:F:362:THR:CB	2.59	0.51

Continued on next page...

Continued from previous page...

Atom-1	Atom-2	Interatomic distance (Å)	Clash overlap (Å)
1:F:473:SER:O	1:F:476:LEU:HB2	2.11	0.51
1:G:408:GLN:HB3	1:G:485:ASP:OD1	2.10	0.51
1:G:580:ILE:HG23	1:G:580:ILE:O	2.11	0.51
1:H:515:HIS:CD2	1:H:516:PRO:CD	2.94	0.51
1:A:716:LEU:HD13	1:A:731:PHE:CE1	2.46	0.51
1:B:232:LEU:HD21	1:B:256:ILE:HD11	1.91	0.51
1:B:607:LEU:CD1	1:B:609:LEU:HG	2.40	0.51
1:C:404:VAL:HA	1:C:449:ILE:HG23	1.93	0.51
1:D:300:HIS:HE2	1:D:459:GLY:N	2.08	0.51
1:E:214:GLU:HG2	1:E:215:ASN:N	2.26	0.51
1:E:580:ILE:HG23	1:E:580:ILE:O	2.10	0.51
1:E:750:SER:OG	1:E:751:GLY:N	2.42	0.51
1:F:676:ASP:O	1:F:680:ARG:HG3	2.10	0.51
1:G:239:THR:O	1:G:243:PHE:HB2	2.11	0.51
1:G:513:VAL:HG21	1:G:593:VAL:HG12	1.91	0.51
1:G:759:GLU:O	1:G:760:PHE:C	2.50	0.51
1:H:146:LEU:HD23	1:H:146:LEU:C	2.31	0.51
1:H:237:PHE:CD1	1:H:261:LYS:HG3	2.46	0.51
1:B:199:SER:O	1:B:376:THR:HG22	2.11	0.51
1:C:264:PHE:CE2	1:C:281:ILE:HG21	2.46	0.51
1:C:565:TYR:O	1:C:568:THR:HG22	2.10	0.51
1:D:624:ASP:HB2	1:E:508:LYS:HZ2	1.76	0.51
1:E:239:THR:O	1:E:243:PHE:HB2	2.10	0.51
1:E:264:PHE:CE2	1:E:281:ILE:HG21	2.46	0.51
1:F:690:VAL:HG23	1:F:698:ARG:HG2	1.93	0.51
1:H:330:PRO:O	1:H:331:ASN:CB	2.59	0.51
1:H:568:THR:HG23	1:H:570:MET:H	1.76	0.51
1:H:672:LYS:HD3	1:H:676:ASP:OD2	2.11	0.51
1:A:537:LEU:HD22	1:A:542:PHE:CE2	2.46	0.50
1:A:758:ASN:CB	1:B:183:ARG:O	2.55	0.50
1:B:278:GLY:HA2	1:B:333:PRO:HG2	1.93	0.50
1:B:282:TYR:HE1	1:B:284:ASP:HB3	1.76	0.50
1:B:349:MET:HA	1:B:368:SER:N	2.26	0.50
1:B:532:VAL:HG12	1:C:528:TRP:HE1	1.75	0.50
1:B:568:THR:HG23	1:B:570:MET:H	1.76	0.50
1:C:625:LEU:CD2	1:C:639:LEU:HD11	2.41	0.50
1:D:145:LYS:O	1:D:148:ASN:HB2	2.11	0.50
1:E:409:ARG:HH11	1:E:409:ARG:HG2	1.76	0.50
1:F:239:THR:O	1:F:243:PHE:HB2	2.11	0.50
1:G:134:LYS:O	1:G:138:THR:HG23	2.11	0.50
1:G:210:VAL:HG22	1:G:211:TYR:H	1.74	0.50

Continued on next page...

Continued from previous page...

Atom-1	Atom-2	Interatomic distance (Å)	Clash overlap (Å)
1:G:749:LEU:O	1:G:750:SER:HB3	2.11	0.50
1:H:618:LEU:HD13	1:H:701:PHE:HZ	1.77	0.50
1:A:316:PHE:CZ	1:B:740:TRP:NE1	2.75	0.50
1:B:145:LYS:O	1:B:148:ASN:HB2	2.11	0.50
1:B:201:ILE:HD12	1:B:202:ILE:N	2.25	0.50
1:D:238:GLY:HA2	1:D:257:VAL:HG11	1.94	0.50
1:D:298:PHE:HB2	1:D:412:TRP:CD2	2.46	0.50
1:D:409:ARG:HB2	1:D:452:SER:OG	2.10	0.50
1:E:361:SER:O	1:E:362:THR:CB	2.60	0.50
1:G:568:THR:HG23	1:G:570:MET:H	1.75	0.50
1:H:361:SER:O	1:H:362:THR:CB	2.59	0.50
1:H:425:LEU:O	1:H:429:LEU:HB2	2.12	0.50
1:H:433:PHE:O	1:H:437:VAL:HG23	2.11	0.50
1:A:224:LYS:HA	1:A:224:LYS:HE3	1.94	0.50
1:A:238:GLY:HA3	1:A:267:LYS:CD	2.42	0.50
1:A:238:GLY:HA3	1:A:267:LYS:HD3	1.94	0.50
1:B:239:THR:C	1:B:241:LYS:N	2.64	0.50
1:B:528:TRP:HE1	1:C:532:VAL:CG1	2.24	0.50
1:B:655:ARG:HH11	1:B:751:GLY:HA2	1.77	0.50
1:C:409:ARG:NH2	1:C:454:SER:HB2	2.26	0.50
1:C:756:ILE:HD12	1:C:756:ILE:N	2.25	0.50
1:D:127:LEU:HD22	1:D:127:LEU:N	2.25	0.50
1:E:134:LYS:O	1:E:138:THR:HG23	2.11	0.50
1:E:749:LEU:O	1:E:750:SER:HB3	2.11	0.50
1:F:232:LEU:CD2	1:F:256:ILE:HD11	2.41	0.50
1:H:239:THR:O	1:H:243:PHE:HB2	2.12	0.50
1:H:453:TRP:CE3	1:H:463:ALA:HA	2.46	0.50
1:A:239:THR:C	1:A:241:LYS:N	2.65	0.50
1:A:286:THR:HG21	1:A:360:ASP:HB2	1.94	0.50
1:A:307:ASP:N	1:A:461:VAL:HG13	2.26	0.50
1:A:408:GLN:HB3	1:A:485:ASP:OD1	2.12	0.50
1:A:425:LEU:O	1:A:429:LEU:HB2	2.11	0.50
1:A:523:TYR:HE1	1:A:530:SER:OG	1.95	0.50
1:B:453:TRP:CG	1:B:463:ALA:HB2	2.45	0.50
1:C:286:THR:HG21	1:C:360:ASP:HB2	1.94	0.50
1:C:291:VAL:HG13	1:C:292:ASN:N	2.27	0.50
1:C:446:ARG:H	1:C:602:THR:CG2	2.24	0.50
1:D:239:THR:HB	1:D:244:GLU:CD	2.32	0.50
1:D:508:LYS:HZ2	1:E:624:ASP:HB2	1.72	0.50
1:D:672:LYS:HD3	1:D:676:ASP:OD2	2.12	0.50
1:E:127:LEU:HD22	1:E:127:LEU:N	2.27	0.50

Continued on next page...

Continued from previous page...

Atom-1	Atom-2	Interatomic distance (Å)	Clash overlap (Å)
1:E:232:LEU:HD13	1:E:254:ILE:HG22	1.93	0.50
1:E:240:LYS:O	1:E:241:LYS:HB3	2.11	0.50
1:E:295:LEU:HD11	1:E:568:THR:OG1	2.10	0.50
1:E:553:VAL:HG22	1:E:554:SER:H	1.77	0.50
1:E:655:ARG:HH11	1:E:751:GLY:HA2	1.74	0.50
1:F:127:LEU:HD22	1:F:127:LEU:N	2.26	0.50
1:F:212:LEU:O	1:F:212:LEU:CG	2.59	0.50
1:F:453:TRP:CE3	1:F:463:ALA:HA	2.47	0.50
1:F:553:VAL:HG22	1:F:554:SER:H	1.77	0.50
1:F:759:GLU:HG3	1:F:760:PHE:N	2.26	0.50
1:G:307:ASP:N	1:G:461:VAL:HG13	2.26	0.50
1:G:335:GLN:NE2	1:G:336:THR:HG22	2.26	0.50
1:G:425:LEU:O	1:G:429:LEU:HB2	2.12	0.50
1:H:335:GLN:NE2	1:H:336:THR:HG22	2.26	0.50
1:B:127:LEU:HD22	1:B:127:LEU:N	2.25	0.50
1:B:286:THR:HG21	1:B:360:ASP:HB2	1.93	0.50
1:B:618:LEU:HD21	1:B:742:ILE:HG23	1.94	0.50
1:C:325:ARG:HG2	1:C:326:SER:N	2.27	0.50
1:D:361:SER:O	1:D:362:THR:CB	2.60	0.50
1:D:528:TRP:HE1	1:E:532:VAL:HG12	1.76	0.50
1:E:224:LYS:HA	1:E:224:LYS:HE3	1.94	0.50
1:E:453:TRP:CG	1:E:463:ALA:HB2	2.46	0.50
1:E:502:LEU:O	1:E:506:ILE:HG13	2.12	0.50
1:E:677:ARG:NE	1:E:750:SER:HB2	2.26	0.50
1:H:677:ARG:NE	1:H:750:SER:HB2	2.27	0.50
1:H:680:ARG:HB3	1:H:684:HIS:CD2	2.46	0.50
1:A:124:TRP:HH2	1:A:596:GLN:HG2	1.75	0.50
1:A:483:ASN:ND2	1:A:540:ALA:HB3	2.27	0.50
1:A:496:VAL:HG11	1:A:506:ILE:HD13	1.94	0.50
1:A:618:LEU:HD13	1:A:701:PHE:HZ	1.76	0.50
1:A:756:ILE:H	1:A:756:ILE:HD12	1.77	0.50
1:B:291:VAL:HG13	1:B:292:ASN:N	2.27	0.50
1:B:453:TRP:CD2	1:B:463:ALA:HB2	2.47	0.50
1:C:496:VAL:HG11	1:C:506:ILE:HD13	1.94	0.50
1:C:719:ARG:HH11	1:C:719:ARG:CG	2.25	0.50
1:F:237:PHE:HB2	1:F:243:PHE:CE1	2.45	0.50
1:G:433:PHE:O	1:G:437:VAL:HG23	2.11	0.50
1:A:539:ASN:HD22	1:A:539:ASN:C	2.15	0.50
1:A:677:ARG:NE	1:A:750:SER:HB2	2.26	0.50
1:B:497:SER:OG	1:B:533:GLU:HB3	2.12	0.50
1:C:488:VAL:HG13	1:C:586:VAL:HG11	1.94	0.50

Continued on next page...

Continued from previous page...

Atom-1	Atom-2	Interatomic distance (Å)	Clash overlap (Å)
1:D:297:PHE:CD1	1:D:297:PHE:N	2.80	0.50
1:E:146:LEU:O	1:E:146:LEU:HD23	2.12	0.50
1:E:244:GLU:OE1	1:E:244:GLU:HA	2.12	0.50
1:E:453:TRP:CD2	1:E:463:ALA:HB2	2.46	0.50
1:E:582:GLU:H	1:E:582:GLU:CD	2.15	0.50
1:F:134:LYS:O	1:F:138:THR:HG23	2.12	0.50
1:F:230:GLY:O	1:F:372:ASN:HB2	2.12	0.50
1:F:286:THR:HG21	1:F:360:ASP:HB2	1.93	0.50
1:F:307:ASP:H	1:F:461:VAL:HG13	1.76	0.50
1:F:553:VAL:HG21	1:F:597:PHE:CE2	2.47	0.50
1:G:206:ASN:O	1:G:207:GLY:O	2.29	0.50
1:G:677:ARG:NE	1:G:750:SER:HB2	2.27	0.50
1:G:750:SER:OG	1:G:751:GLY:N	2.45	0.50
1:A:349:MET:HA	1:A:368:SER:N	2.26	0.50
1:B:670:VAL:O	1:B:674:LEU:HG	2.12	0.50
1:C:239:THR:C	1:C:241:LYS:N	2.65	0.50
1:D:131:LEU:HD22	1:D:599:ILE:CD1	2.41	0.50
1:D:155:ARG:HA	1:D:161:LYS:HB2	1.94	0.50
1:D:286:THR:HG21	1:D:360:ASP:HB2	1.94	0.50
1:D:349:MET:HA	1:D:368:SER:N	2.25	0.50
1:E:698:ARG:HA	1:E:707:HIS:NE2	2.27	0.50
1:G:306:GLY:N	1:G:459:GLY:O	2.45	0.50
1:H:295:LEU:HD22	1:H:570:MET:CE	2.42	0.50
1:H:539:ASN:O	1:H:542:PHE:N	2.42	0.50
1:H:553:VAL:HG22	1:H:554:SER:H	1.77	0.50
1:H:553:VAL:HG21	1:H:597:PHE:CE2	2.47	0.50
1:H:565:TYR:HE1	1:H:575:GLU:HB3	1.77	0.50
1:A:222:TYR:HB3	1:A:329:LEU:HD23	1.94	0.50
1:A:300:HIS:HE2	1:A:459:GLY:N	2.09	0.50
1:B:300:HIS:HE2	1:B:459:GLY:N	2.10	0.50
1:B:667:ASP:OD1	1:B:669:PHE:HB3	2.12	0.50
1:D:214:GLU:OE2	1:D:338:SER:HB3	2.11	0.50
1:D:749:LEU:O	1:D:750:SER:HB3	2.12	0.50
1:E:347:GLY:C	1:E:348:ASN:HD22	2.16	0.50
1:F:565:TYR:O	1:F:568:THR:HG22	2.12	0.50
1:G:361:SER:O	1:G:362:THR:HB	2.11	0.50
1:G:539:ASN:O	1:G:542:PHE:N	2.40	0.50
1:A:198:ASN:OD1	1:A:378:SER:N	2.44	0.49
1:A:553:VAL:HG22	1:A:554:SER:N	2.27	0.49
1:C:282:TYR:HE1	1:C:284:ASP:HB3	1.76	0.49
1:E:325:ARG:HG2	1:E:326:SER:N	2.27	0.49

Continued on next page...

Continued from previous page...

Atom-1	Atom-2	Interatomic distance (Å)	Clash overlap (Å)
1:E:357:TRP:O	1:E:359:THR:N	2.44	0.49
1:F:211:TYR:HB3	1:F:213:VAL:H	1.76	0.49
1:F:291:VAL:HG13	1:F:292:ASN:N	2.26	0.49
1:F:297:PHE:N	1:F:297:PHE:CD1	2.80	0.49
1:A:180:LYS:HD2	1:A:180:LYS:N	2.27	0.49
1:A:197:GLN:NE2	1:A:215:ASN:HB3	2.27	0.49
1:C:316:PHE:CZ	1:D:740:TRP:NE1	2.79	0.49
1:C:425:LEU:HD22	1:C:591:ALA:HB2	1.94	0.49
1:D:357:TRP:O	1:D:359:THR:N	2.40	0.49
1:D:565:TYR:CE1	1:D:575:GLU:HB3	2.47	0.49
1:D:680:ARG:HB3	1:D:684:HIS:CD2	2.47	0.49
1:E:309:TYR:HE2	1:E:325:ARG:CA	2.20	0.49
1:F:488:VAL:HG13	1:F:586:VAL:CG1	2.42	0.49
1:F:699:HIS:CD2	1:F:701:PHE:HB2	2.47	0.49
1:G:153:VAL:HG22	1:G:154:PRO:CD	2.41	0.49
1:H:221:ALA:O	1:H:223:SER:N	2.45	0.49
1:H:306:GLY:CA	1:H:461:VAL:HA	2.34	0.49
1:A:759:GLU:HG3	1:A:760:PHE:N	2.27	0.49
1:B:264:PHE:CE2	1:B:281:ILE:HG21	2.47	0.49
1:B:508:LYS:HE2	1:C:620:SER:OG	2.12	0.49
1:B:654:SER:C	1:B:657:THR:HG22	2.32	0.49
1:B:677:ARG:NE	1:B:750:SER:HB2	2.28	0.49
1:C:152:TYR:HA	1:C:161:LYS:HB3	1.94	0.49
1:D:676:ASP:O	1:D:680:ARG:HG3	2.12	0.49
1:D:735:LEU:HD23	1:D:735:LEU:C	2.32	0.49
1:E:210:VAL:CG2	1:E:211:TYR:H	2.12	0.49
1:F:553:VAL:HG21	1:F:597:PHE:HE2	1.77	0.49
1:F:565:TYR:CE1	1:F:575:GLU:HB3	2.47	0.49
1:F:677:ARG:NE	1:F:750:SER:HB2	2.26	0.49
1:G:473:SER:O	1:G:476:LEU:HB2	2.11	0.49
1:G:667:ASP:OD1	1:G:669:PHE:HB3	2.12	0.49
1:H:238:GLY:HA2	1:H:257:VAL:HG11	1.95	0.49
1:H:311:PRO:O	1:H:693:LYS:HA	2.13	0.49
1:A:188:VAL:HG21	1:A:461:VAL:HG11	1.92	0.49
2:A:762:NAG:H82	1:B:641:TRP:CZ2	2.48	0.49
1:B:163:GLU:O	1:B:167:LEU:HG	2.12	0.49
1:C:433:PHE:O	1:C:437:VAL:HG23	2.12	0.49
1:C:749:LEU:O	1:C:750:SER:HB3	2.11	0.49
1:D:712:LEU:HD23	1:D:712:LEU:C	2.32	0.49
1:E:473:SER:O	1:E:476:LEU:HB2	2.13	0.49
1:E:699:HIS:HD2	1:E:702:TRP:H	1.60	0.49

Continued on next page...

Continued from previous page...

Atom-1	Atom-2	Interatomic distance (Å)	Clash overlap (Å)
1:F:343:GLU:OE2	1:F:362:THR:HG21	2.12	0.49
1:F:498:ALA:HB2	1:F:553:VAL:HA	1.94	0.49
1:F:700:VAL:HG23	1:F:701:PHE:CD1	2.47	0.49
1:G:565:TYR:CE1	1:G:575:GLU:HB3	2.48	0.49
1:H:198:ASN:OD1	1:H:377:VAL:HA	2.12	0.49
1:A:209:LEU:O	1:A:210:VAL:HG12	2.12	0.49
1:A:213:VAL:O	1:A:214:GLU:HB2	2.13	0.49
1:A:237:PHE:HB2	1:A:243:PHE:CE1	2.47	0.49
1:A:282:TYR:HE1	1:A:284:ASP:HB3	1.77	0.49
1:E:330:PRO:O	1:E:331:ASN:CB	2.60	0.49
1:F:180:LYS:N	1:F:180:LYS:HD2	2.27	0.49
1:F:308:PRO:HG3	1:F:329:LEU:HD21	1.95	0.49
1:G:238:GLY:HA3	1:G:267:LYS:CD	2.42	0.49
1:G:278:GLY:HA2	1:G:333:PRO:HG2	1.95	0.49
1:H:508:LYS:O	1:H:512:ASN:ND2	2.45	0.49
1:A:238:GLY:HA2	1:A:257:VAL:HG11	1.95	0.49
1:A:240:LYS:O	1:A:241:LYS:HB3	2.13	0.49
1:A:278:GLY:HA2	1:A:333:PRO:HG2	1.94	0.49
1:A:409:ARG:HB2	1:A:452:SER:OG	2.11	0.49
1:A:756:ILE:HD12	1:A:756:ILE:N	2.27	0.49
1:B:307:ASP:H	1:B:461:VAL:HG13	1.76	0.49
1:B:680:ARG:HB3	1:B:684:HIS:CD2	2.47	0.49
1:C:131:LEU:HD22	1:C:599:ILE:CD1	2.42	0.49
1:C:199:SER:O	1:C:376:THR:HG22	2.12	0.49
1:C:361:SER:O	1:C:362:THR:HB	2.13	0.49
1:D:278:GLY:HA2	1:D:333:PRO:HG2	1.95	0.49
1:D:580:ILE:O	1:D:580:ILE:HG23	2.11	0.49
1:E:236:ASN:HB2	1:E:357:TRP:CD1	2.47	0.49
1:F:539:ASN:O	1:F:542:PHE:N	2.38	0.49
1:G:180:LYS:HD2	1:G:180:LYS:N	2.28	0.49
1:G:239:THR:C	1:G:241:LYS:N	2.66	0.49
1:G:482:ILE:HG22	1:G:483:ASN:N	2.27	0.49
1:G:553:VAL:HG22	1:G:554:SER:H	1.78	0.49
1:G:682:GLU:OE2	1:G:699:HIS:CE1	2.65	0.49
1:G:740:TRP:CH2	1:H:314:PRO:HB2	2.47	0.49
1:H:654:SER:C	1:H:657:THR:HG22	2.33	0.49
1:H:667:ASP:OD1	1:H:669:PHE:HB3	2.13	0.49
1:A:305:THR:HG23	1:A:464:THR:HG21	1.93	0.49
1:A:361:SER:O	1:A:362:THR:HB	2.12	0.49
1:A:465:GLU:HA	1:A:468:GLU:HB2	1.95	0.49
1:A:680:ARG:HB3	1:A:684:HIS:CD2	2.48	0.49

Continued on next page...

Continued from previous page...

Atom-1	Atom-2	Interatomic distance (Å)	Clash overlap (Å)
1:B:152:TYR:HA	1:B:161:LYS:HB3	1.95	0.49
1:C:124:TRP:HH2	1:C:596:GLN:HG2	1.77	0.49
1:C:146:LEU:HD23	1:C:146:LEU:C	2.33	0.49
1:C:201:ILE:HD11	1:C:209:LEU:H	1.76	0.49
1:C:224:LYS:HA	1:C:224:LYS:HE3	1.95	0.49
1:D:453:TRP:CG	1:D:463:ALA:HB2	2.47	0.49
1:D:582:GLU:CD	1:D:582:GLU:H	2.15	0.49
1:E:272:GLU:OE2	1:E:330:PRO:O	2.29	0.49
1:E:297:PHE:N	1:E:297:PHE:CD1	2.81	0.49
1:E:349:MET:CG	1:E:367:THR:HA	2.41	0.49
1:F:238:GLY:N	1:F:257:VAL:HB	2.27	0.49
1:H:134:LYS:O	1:H:138:THR:HG23	2.13	0.49
1:H:240:LYS:O	1:H:241:LYS:HB3	2.12	0.49
1:H:306:GLY:N	1:H:459:GLY:O	2.46	0.49
1:H:708:THR:CG2	1:H:710:PRO:HD2	2.40	0.49
1:A:240:LYS:O	1:A:240:LYS:HG2	2.12	0.49
1:A:446:ARG:HH12	1:A:602:THR:HA	1.77	0.49
1:B:411:ALA:HA	1:B:457:ASP:OD2	2.13	0.49
1:C:330:PRO:O	1:C:331:ASN:CB	2.60	0.49
1:C:335:GLN:NE2	1:C:336:THR:HG22	2.28	0.49
1:C:676:ASP:O	1:C:680:ARG:HG3	2.12	0.49
1:C:682:GLU:OE2	1:C:699:HIS:CE1	2.66	0.49
1:D:240:LYS:NZ	1:E:520:GLN:HE22	2.11	0.49
1:D:311:PRO:O	1:D:693:LYS:HA	2.13	0.49
1:D:619:LEU:HD23	1:D:620:SER:N	2.28	0.49
1:E:307:ASP:N	1:E:461:VAL:HG13	2.28	0.49
1:E:311:PRO:O	1:E:693:LYS:HA	2.11	0.49
1:F:347:GLY:C	1:F:348:ASN:HD22	2.16	0.49
1:H:239:THR:HB	1:H:244:GLU:CD	2.32	0.49
1:H:749:LEU:O	1:H:750:SER:HB3	2.13	0.49
1:B:698:ARG:HA	1:B:707:HIS:HE2	1.78	0.49
1:C:281:ILE:HD12	1:C:281:ILE:N	2.28	0.49
1:D:239:THR:C	1:D:241:LYS:N	2.65	0.49
1:E:232:LEU:HD11	1:E:256:ILE:HG13	1.95	0.49
1:F:237:PHE:CD1	1:F:261:LYS:HG3	2.48	0.49
1:F:240:LYS:O	1:F:241:LYS:HB3	2.13	0.49
1:F:719:ARG:HH11	1:F:719:ARG:CG	2.26	0.49
1:G:240:LYS:HG2	1:G:240:LYS:O	2.13	0.49
1:A:237:PHE:HD2	1:A:258:ARG:HB2	1.78	0.49
1:A:682:GLU:OE2	1:A:699:HIS:CE1	2.65	0.49
1:B:305:THR:HG23	1:B:305:THR:O	2.13	0.49

Continued on next page...

Continued from previous page...

Atom-1	Atom-2	Interatomic distance (Å)	Clash overlap (Å)
1:B:361:SER:O	1:B:362:THR:HB	2.13	0.49
1:B:386:ILE:CG2	1:B:454:SER:HB3	2.43	0.49
1:B:425:LEU:O	1:B:429:LEU:HB2	2.13	0.49
1:B:496:VAL:CG1	1:B:506:ILE:HD13	2.43	0.49
1:B:620:SER:OG	1:C:508:LYS:HE2	2.13	0.49
1:C:654:SER:C	1:C:657:THR:HG22	2.33	0.49
1:C:677:ARG:NE	1:C:750:SER:HB2	2.28	0.49
1:D:180:LYS:HD2	1:D:180:LYS:N	2.28	0.49
1:E:506:ILE:O	1:E:510:MET:HG3	2.13	0.49
1:F:618:LEU:HD21	1:F:742:ILE:CG2	2.43	0.49
1:G:161:LYS:HA	1:G:164:ASN:ND2	2.19	0.49
1:G:224:LYS:HA	1:G:224:LYS:HE3	1.95	0.49
1:G:240:LYS:O	1:G:241:LYS:HB3	2.12	0.49
1:G:298:PHE:HE2	1:G:457:ASP:HB3	1.77	0.49
1:H:295:LEU:HD11	1:H:568:THR:OG1	2.13	0.49
1:H:409:ARG:NH2	1:H:454:SER:HB2	2.26	0.49
1:H:453:TRP:CG	1:H:463:ALA:HB2	2.47	0.49
1:A:240:LYS:HA	1:A:262:ILE:HD13	1.95	0.48
1:A:467:LEU:HD21	1:A:544:PHE:CZ	2.48	0.48
1:A:677:ARG:HE	1:A:750:SER:HB2	1.78	0.48
1:B:230:GLY:O	1:B:372:ASN:HB2	2.13	0.48
1:B:753:VAL:HG12	1:B:754:TRP:CG	2.48	0.48
1:C:233:VAL:HG12	1:C:234:HIS:N	2.28	0.48
1:C:317:ASN:OD1	2:C:762:NAG:O7	2.31	0.48
1:D:357:TRP:HE1	1:D:365:MET:CE	2.26	0.48
1:D:539:ASN:HD22	1:D:539:ASN:C	2.15	0.48
1:E:131:LEU:HD22	1:E:599:ILE:HD11	1.94	0.48
1:F:349:MET:HA	1:F:368:SER:N	2.27	0.48
1:F:582:GLU:H	1:F:582:GLU:CD	2.17	0.48
1:F:759:GLU:O	1:F:760:PHE:C	2.50	0.48
1:G:199:SER:O	1:G:376:THR:HG22	2.12	0.48
1:G:222:TYR:CE2	1:G:308:PRO:HG3	2.48	0.48
1:G:286:THR:HG21	1:G:360:ASP:HB2	1.94	0.48
1:G:446:ARG:HH12	1:G:602:THR:HA	1.78	0.48
1:G:721:GLN:O	1:G:723:ASN:N	2.46	0.48
1:G:732:ARG:HH11	1:G:732:ARG:CG	2.23	0.48
1:H:232:LEU:HD13	1:H:254:ILE:HG22	1.94	0.48
1:A:153:VAL:HG22	1:A:154:PRO:CD	2.43	0.48
1:A:297:PHE:N	1:A:297:PHE:CD1	2.81	0.48
1:B:197:GLN:NE2	1:B:215:ASN:HB3	2.27	0.48
1:C:430:ALA:HA	1:C:450:PHE:CZ	2.48	0.48

Continued on next page...

Continued from previous page...

Atom-1	Atom-2	Interatomic distance (Å)	Clash overlap (Å)
1:C:515:HIS:CD2	1:C:516:PRO:CD	2.97	0.48
1:D:205:LYS:H	1:D:205:LYS:CD	2.19	0.48
1:D:404:VAL:HA	1:D:449:ILE:HG23	1.95	0.48
1:D:430:ALA:HA	1:D:450:PHE:CZ	2.48	0.48
1:E:238:GLY:HA3	1:E:267:LYS:CD	2.44	0.48
1:F:161:LYS:O	1:F:164:ASN:HB2	2.13	0.48
1:F:201:ILE:CD1	1:F:211:TYR:O	2.60	0.48
1:F:208:ARG:HD3	1:F:208:ARG:N	2.27	0.48
1:F:409:ARG:HB2	1:F:452:SER:OG	2.13	0.48
1:F:539:ASN:HD22	1:F:539:ASN:C	2.16	0.48
1:G:161:LYS:O	1:G:164:ASN:HB2	2.13	0.48
1:G:756:ILE:HD12	1:G:756:ILE:N	2.28	0.48
1:H:409:ARG:HB2	1:H:452:SER:OG	2.14	0.48
1:H:498:ALA:HB2	1:H:553:VAL:HA	1.95	0.48
1:A:655:ARG:HH11	1:A:751:GLY:HA2	1.76	0.48
1:A:667:ASP:HB3	1:A:670:VAL:CG2	2.36	0.48
1:B:198:ASN:OD1	1:B:378:SER:N	2.44	0.48
1:B:712:LEU:HD23	1:B:712:LEU:C	2.34	0.48
1:C:700:VAL:HG23	1:C:701:PHE:CD1	2.48	0.48
1:D:244:GLU:OE1	1:D:244:GLU:HA	2.13	0.48
1:D:324:SER:O	1:D:325:ARG:HB3	2.13	0.48
1:D:732:ARG:HG3	1:D:732:ARG:NH1	2.23	0.48
1:E:278:GLY:HA2	1:E:333:PRO:HG2	1.94	0.48
1:E:305:THR:HG23	1:E:305:THR:O	2.12	0.48
1:F:122:LEU:HD12	1:F:122:LEU:N	2.28	0.48
1:F:163:GLU:O	1:F:167:LEU:HG	2.13	0.48
1:F:197:GLN:HE21	1:F:215:ASN:HB3	1.78	0.48
1:F:222:TYR:HB3	1:F:329:LEU:HD23	1.95	0.48
1:F:282:TYR:HE1	1:F:284:ASP:HB3	1.78	0.48
1:F:430:ALA:HA	1:F:450:PHE:CZ	2.48	0.48
1:G:238:GLY:HA2	1:G:257:VAL:HB	1.95	0.48
1:H:161:LYS:O	1:H:164:ASN:HB2	2.13	0.48
1:H:199:SER:O	1:H:376:THR:HG22	2.13	0.48
1:H:607:LEU:CD1	1:H:609:LEU:HG	2.43	0.48
1:A:712:LEU:HD23	1:A:712:LEU:C	2.33	0.48
1:B:211:TYR:CG	1:B:212:LEU:N	2.81	0.48
1:B:236:ASN:O	1:B:243:PHE:HD1	1.96	0.48
1:B:343:GLU:OE2	1:B:362:THR:HG21	2.13	0.48
1:B:650:PHE:CG	1:C:657:THR:HG21	2.48	0.48
1:C:212:LEU:O	1:C:214:GLU:N	2.46	0.48
1:D:201:ILE:HA	1:D:213:VAL:HG23	1.94	0.48

Continued on next page...

Continued from previous page...

Atom-1	Atom-2	Interatomic distance (Å)	Clash overlap (Å)
1:D:202:ILE:HB	1:D:210:VAL:CG1	2.44	0.48
1:E:335:GLN:NE2	1:E:336:THR:HG22	2.28	0.48
1:E:539:ASN:HD22	1:E:539:ASN:C	2.16	0.48
1:F:306:GLY:N	1:F:459:GLY:O	2.46	0.48
1:G:127:LEU:N	1:G:127:LEU:HD22	2.27	0.48
1:H:283:MET:HG3	1:H:297:PHE:CE1	2.49	0.48
1:H:699:HIS:CD2	1:H:701:PHE:HB2	2.48	0.48
1:H:712:LEU:C	1:H:712:LEU:HD23	2.33	0.48
1:A:152:TYR:HA	1:A:161:LYS:HB3	1.96	0.48
1:A:324:SER:O	1:A:325:ARG:HB3	2.14	0.48
1:A:699:HIS:CD2	1:A:701:PHE:HB2	2.49	0.48
1:C:237:PHE:HB2	1:C:243:PHE:CE1	2.48	0.48
1:D:305:THR:HG23	1:D:464:THR:HG21	1.94	0.48
1:D:325:ARG:HG2	1:D:326:SER:N	2.29	0.48
1:E:667:ASP:HB3	1:E:670:VAL:CG2	2.33	0.48
1:E:667:ASP:OD1	1:E:669:PHE:HB3	2.14	0.48
1:E:672:LYS:HD3	1:E:676:ASP:OD2	2.13	0.48
1:E:700:VAL:HG11	1:E:741:THR:HG21	1.95	0.48
1:E:759:GLU:O	1:E:760:PHE:C	2.51	0.48
1:F:204:ASP:OD2	1:F:206:ASN:OD1	2.32	0.48
1:F:238:GLY:HA3	1:F:267:LYS:CD	2.44	0.48
1:F:330:PRO:O	1:F:331:ASN:CB	2.61	0.48
1:F:532:VAL:HG12	1:G:528:TRP:HE1	1.78	0.48
1:G:237:PHE:HD2	1:G:258:ARG:HB2	1.78	0.48
1:G:297:PHE:CD1	1:G:297:PHE:N	2.81	0.48
1:G:654:SER:C	1:G:657:THR:HG22	2.34	0.48
1:H:446:ARG:HH12	1:H:602:THR:HA	1.79	0.48
1:A:239:THR:HB	1:A:244:GLU:CD	2.33	0.48
1:A:309:TYR:HE2	1:A:325:ARG:CA	2.24	0.48
1:A:553:VAL:HG21	1:A:597:PHE:HE2	1.79	0.48
1:B:146:LEU:HD23	1:B:146:LEU:C	2.32	0.48
1:B:759:GLU:O	1:B:760:PHE:C	2.52	0.48
1:C:465:GLU:HA	1:C:468:GLU:HB2	1.96	0.48
1:D:409:ARG:HG2	1:D:409:ARG:HH11	1.77	0.48
1:D:528:TRP:CZ3	1:E:500:PRO:HB3	2.48	0.48
1:E:361:SER:O	1:E:362:THR:HB	2.13	0.48
1:F:733:ASN:O	1:F:734:GLN:C	2.52	0.48
1:G:670:VAL:O	1:G:674:LEU:HG	2.14	0.48
1:G:712:LEU:HD23	1:G:712:LEU:C	2.34	0.48
1:H:286:THR:HG21	1:H:360:ASP:HB2	1.96	0.48
1:H:502:LEU:O	1:H:506:ILE:HG13	2.12	0.48

Continued on next page...

Continued from previous page...

Atom-1	Atom-2	Interatomic distance (Å)	Clash overlap (Å)
1:H:619:LEU:HD23	1:H:620:SER:N	2.28	0.48
1:A:305:THR:HG23	1:A:305:THR:O	2.13	0.48
1:A:392:VAL:HG12	1:A:449:ILE:HB	1.94	0.48
1:B:297:PHE:N	1:B:297:PHE:CD1	2.82	0.48
1:C:204:ASP:O	1:C:205:LYS:C	2.51	0.48
1:C:655:ARG:HH11	1:C:751:GLY:HA2	1.79	0.48
1:C:667:ASP:OD1	1:C:669:PHE:HB3	2.14	0.48
1:D:224:LYS:HA	1:D:224:LYS:HE3	1.96	0.48
1:D:309:TYR:HE2	1:D:325:ARG:CA	2.22	0.48
1:E:286:THR:HG21	1:E:360:ASP:HB2	1.96	0.48
1:F:361:SER:O	1:F:362:THR:HB	2.14	0.48
1:G:618:LEU:HD21	1:G:742:ILE:HG23	1.95	0.48
1:H:238:GLY:HA3	1:H:267:LYS:CD	2.43	0.48
1:H:239:THR:C	1:H:241:LYS:N	2.67	0.48
1:H:564:PRO:HG2	1:H:565:TYR:H	1.79	0.48
1:A:749:LEU:O	1:A:750:SER:HB3	2.14	0.48
1:B:240:LYS:O	1:B:241:LYS:HB3	2.14	0.48
1:C:408:GLN:HB3	1:C:485:ASP:OD1	2.13	0.48
1:D:453:TRP:CE3	1:D:463:ALA:HA	2.49	0.48
1:F:211:TYR:HD2	1:F:213:VAL:N	2.11	0.48
1:F:607:LEU:CD1	1:F:609:LEU:HG	2.44	0.48
1:F:639:LEU:HD23	1:F:643:TYR:HE1	1.78	0.48
1:G:145:LYS:O	1:G:148:ASN:HB2	2.14	0.48
1:G:193:LYS:HA	1:G:379:ASN:OD1	2.14	0.48
1:G:655:ARG:HH11	1:G:751:GLY:HA2	1.79	0.48
1:H:361:SER:O	1:H:362:THR:HB	2.14	0.48
1:H:719:ARG:HH11	1:H:719:ARG:CG	2.27	0.48
1:A:161:LYS:O	1:A:164:ASN:HB2	2.14	0.48
1:A:203:VAL:HG23	1:A:206:ASN:O	2.14	0.48
1:B:161:LYS:O	1:B:164:ASN:HB2	2.14	0.48
1:B:330:PRO:O	1:B:331:ASN:CB	2.62	0.48
1:B:444:PRO:CB	1:B:602:THR:HG21	2.37	0.48
1:C:240:LYS:O	1:C:240:LYS:HG2	2.14	0.48
1:C:619:LEU:HD23	1:C:620:SER:N	2.29	0.48
1:C:698:ARG:HA	1:C:707:HIS:HE2	1.79	0.48
1:D:134:LYS:O	1:D:138:THR:HG23	2.13	0.48
1:E:161:LYS:HA	1:E:164:ASN:ND2	2.18	0.48
1:E:207:GLY:O	1:E:209:LEU:N	2.47	0.48
1:E:465:GLU:HA	1:E:468:GLU:HB2	1.96	0.48
1:E:664:GLU:O	1:E:666:THR:N	2.46	0.48
1:F:386:ILE:CG2	1:F:454:SER:HB3	2.44	0.48

Continued on next page...

Continued from previous page...

Atom-1	Atom-2	Interatomic distance (Å)	Clash overlap (Å)
1:F:502:LEU:O	1:F:506:ILE:HG13	2.14	0.48
1:F:651:ARG:HG2	1:F:651:ARG:HH11	1.79	0.48
1:F:654:SER:C	1:F:657:THR:HG22	2.34	0.48
1:G:236:ASN:O	1:G:243:PHE:HD1	1.96	0.48
1:G:732:ARG:HG3	1:G:732:ARG:NH1	2.25	0.48
1:H:145:LYS:O	1:H:148:ASN:HB2	2.12	0.48
1:H:240:LYS:O	1:H:240:LYS:HG2	2.14	0.48
1:H:324:SER:O	1:H:325:ARG:HB3	2.14	0.48
1:A:133:GLU:HA	1:A:136:ASP:HB2	1.95	0.48
1:A:325:ARG:HG2	1:A:326:SER:N	2.29	0.48
1:A:478:ALA:O	1:A:550:ILE:HD12	2.14	0.48
1:A:497:SER:OG	1:A:533:GLU:HB3	2.14	0.48
1:A:568:THR:HG23	1:A:570:MET:H	1.77	0.48
1:A:580:ILE:O	1:A:580:ILE:HG23	2.13	0.48
1:A:700:VAL:HG23	1:A:701:PHE:HD1	1.79	0.48
1:B:453:TRP:CE3	1:B:463:ALA:HA	2.49	0.48
1:B:515:HIS:CD2	1:B:516:PRO:CD	2.97	0.48
1:C:240:LYS:O	1:C:241:LYS:HB3	2.14	0.48
1:C:244:GLU:HA	1:C:244:GLU:OE1	2.13	0.48
1:E:618:LEU:HD21	1:E:742:ILE:HG23	1.94	0.48
1:E:732:ARG:HG3	1:E:732:ARG:NH1	2.27	0.48
1:F:324:SER:O	1:F:325:ARG:HB3	2.14	0.48
1:F:390:PHE:CD2	1:F:449:ILE:HD11	2.49	0.48
1:F:528:TRP:CH2	1:G:500:PRO:HA	2.49	0.48
1:G:305:THR:HG23	1:G:305:THR:O	2.12	0.48
1:G:349:MET:CG	1:G:367:THR:HA	2.41	0.48
1:G:497:SER:OG	1:G:533:GLU:HB3	2.13	0.48
1:H:488:VAL:HG21	1:H:587:ALA:HA	1.96	0.48
1:A:239:THR:O	1:A:243:PHE:HB2	2.14	0.47
1:A:430:ALA:HA	1:A:450:PHE:CZ	2.49	0.47
1:B:229:THR:HB	1:B:374:LYS:HB2	1.96	0.47
1:B:325:ARG:HG2	1:B:326:SER:N	2.28	0.47
1:B:408:GLN:HB3	1:B:485:ASP:OD1	2.14	0.47
1:B:425:LEU:HD22	1:B:591:ALA:HB2	1.96	0.47
1:C:180:LYS:N	1:C:180:LYS:HD2	2.29	0.47
1:C:343:GLU:OE2	1:C:362:THR:HG21	2.14	0.47
1:C:347:GLY:C	1:C:348:ASN:HD22	2.17	0.47
1:C:409:ARG:HG2	1:C:409:ARG:HH11	1.78	0.47
1:C:523:TYR:HE1	1:C:530:SER:OG	1.97	0.47
1:D:205:LYS:HD2	1:D:205:LYS:N	2.22	0.47
1:D:239:THR:O	1:D:243:PHE:HB2	2.14	0.47

Continued on next page...

Continued from previous page...

Atom-1	Atom-2	Interatomic distance (Å)	Clash overlap (Å)
1:D:408:GLN:HB3	1:D:485:ASP:OD1	2.14	0.47
1:D:453:TRP:CD2	1:D:463:ALA:HB2	2.48	0.47
1:D:488:VAL:HG13	1:D:586:VAL:HG11	1.96	0.47
1:D:565:TYR:N	1:D:565:TYR:CD2	2.82	0.47
1:E:392:VAL:HG12	1:E:449:ILE:HG13	1.96	0.47
1:E:445:SER:N	1:E:602:THR:HG22	2.29	0.47
1:E:515:HIS:CD2	1:E:516:PRO:CD	2.97	0.47
1:F:496:VAL:HG11	1:F:506:ILE:HD13	1.96	0.47
1:G:240:LYS:HA	1:G:262:ILE:HD13	1.96	0.47
1:G:390:PHE:CD2	1:G:449:ILE:HD11	2.48	0.47
1:G:700:VAL:HG11	1:G:741:THR:HG21	1.96	0.47
1:B:409:ARG:HG2	1:B:409:ARG:HH11	1.79	0.47
1:B:537:LEU:HD22	1:B:542:PHE:CE2	2.48	0.47
1:C:197:GLN:OE1	1:C:197:GLN:HA	2.14	0.47
1:C:237:PHE:O	1:C:238:GLY:C	2.52	0.47
1:C:390:PHE:CD2	1:C:449:ILE:HD11	2.49	0.47
1:D:236:ASN:O	1:D:243:PHE:HD1	1.97	0.47
1:D:515:HIS:CD2	1:D:516:PRO:CD	2.97	0.47
1:D:699:HIS:CD2	1:D:701:PHE:HB2	2.49	0.47
1:E:408:GLN:HB3	1:E:485:ASP:OD1	2.14	0.47
1:G:357:TRP:O	1:G:359:THR:N	2.45	0.47
1:H:430:ALA:HA	1:H:450:PHE:CZ	2.49	0.47
1:H:564:PRO:HG2	1:H:565:TYR:CD2	2.48	0.47
1:A:131:LEU:HD22	1:A:599:ILE:CD1	2.43	0.47
1:A:232:LEU:HB2	1:A:373:VAL:CG1	2.44	0.47
1:A:236:ASN:O	1:A:243:PHE:HD1	1.97	0.47
1:A:654:SER:CA	1:A:657:THR:HG22	2.45	0.47
1:B:732:ARG:HH11	1:B:732:ARG:CG	2.25	0.47
1:C:473:SER:O	1:C:476:LEU:HB2	2.14	0.47
1:C:565:TYR:CE1	1:C:575:GLU:HB3	2.50	0.47
1:D:238:GLY:HA2	1:D:257:VAL:HB	1.96	0.47
1:D:386:ILE:CG2	1:D:454:SER:HB3	2.43	0.47
1:D:699:HIS:CD2	1:D:702:TRP:H	2.32	0.47
1:E:152:TYR:HA	1:E:161:LYS:HB3	1.97	0.47
1:E:237:PHE:HB2	1:E:243:PHE:CE1	2.48	0.47
1:E:239:THR:HB	1:E:244:GLU:CD	2.34	0.47
1:F:667:ASP:HB3	1:F:670:VAL:CG2	2.37	0.47
1:H:152:TYR:HA	1:H:161:LYS:HB3	1.96	0.47
1:H:409:ARG:HG2	1:H:409:ARG:HH11	1.79	0.47
1:H:444:PRO:CB	1:H:602:THR:HG21	2.38	0.47
1:B:754:TRP:O	1:B:755:ASP:C	2.53	0.47

Continued on next page...

Continued from previous page...

Atom-1	Atom-2	Interatomic distance (Å)	Clash overlap (Å)
1:C:298:PHE:HE2	1:C:457:ASP:HB3	1.78	0.47
1:C:305:THR:HG23	1:C:464:THR:CG2	2.39	0.47
1:C:513:VAL:HG22	1:C:592:GLU:HG2	1.96	0.47
1:E:131:LEU:HD22	1:E:599:ILE:CD1	2.44	0.47
1:E:146:LEU:HD23	1:E:146:LEU:C	2.34	0.47
1:F:446:ARG:NH1	1:F:602:THR:HA	2.30	0.47
1:H:411:ALA:HA	1:H:457:ASP:OD2	2.14	0.47
1:A:699:HIS:CD2	1:A:702:TRP:H	2.32	0.47
1:B:244:GLU:OE1	1:B:244:GLU:HA	2.14	0.47
1:B:539:ASN:O	1:B:542:PHE:N	2.39	0.47
1:D:280:LEU:HD12	1:D:337:ILE:CD1	2.44	0.47
1:G:198:ASN:OD1	1:G:377:VAL:HA	2.14	0.47
1:G:376:THR:HG23	1:G:376:THR:O	2.15	0.47
1:G:667:ASP:HB3	1:G:670:VAL:CG2	2.35	0.47
1:H:297:PHE:N	1:H:297:PHE:CD1	2.83	0.47
1:A:232:LEU:CD1	1:A:256:ILE:HG13	2.45	0.47
1:A:386:ILE:CG2	1:A:454:SER:HB3	2.44	0.47
1:B:239:THR:O	1:B:243:PHE:HB2	2.15	0.47
1:B:473:SER:O	1:B:476:LEU:HB2	2.15	0.47
1:C:305:THR:HG23	1:C:305:THR:O	2.14	0.47
1:C:308:PRO:HG3	1:C:329:LEU:HD21	1.97	0.47
1:D:210:VAL:HG22	1:D:211:TYR:N	2.28	0.47
1:E:239:THR:C	1:E:241:LYS:N	2.68	0.47
1:E:654:SER:C	1:E:657:THR:HG22	2.34	0.47
1:F:339:ARG:O	1:F:343:GLU:HG2	2.14	0.47
1:F:743:GLN:O	1:F:746:ALA:HB3	2.15	0.47
1:G:330:PRO:O	1:G:331:ASN:CB	2.61	0.47
1:G:483:ASN:HD21	1:G:540:ALA:HB3	1.80	0.47
1:H:754:TRP:O	1:H:755:ASP:C	2.53	0.47
1:A:134:LYS:O	1:A:138:THR:HG23	2.14	0.47
1:A:180:LYS:HD2	1:A:180:LYS:H	1.80	0.47
1:A:446:ARG:NH1	1:A:602:THR:HA	2.30	0.47
1:A:564:PRO:HG2	1:A:565:TYR:H	1.80	0.47
1:B:188:VAL:HG22	1:B:386:ILE:HD11	1.97	0.47
1:B:222:TYR:CE2	1:B:308:PRO:HG3	2.50	0.47
1:B:646:ARG:NH1	1:B:646:ARG:CG	2.77	0.47
1:C:239:THR:O	1:C:241:LYS:N	2.48	0.47
1:D:181:VAL:HA	1:D:391:GLY:HA2	1.96	0.47
1:D:230:GLY:O	1:D:372:ASN:HB2	2.15	0.47
1:D:240:LYS:O	1:D:240:LYS:HG2	2.14	0.47
1:E:343:GLU:OE2	1:E:362:THR:HG21	2.15	0.47

Continued on next page...

Continued from previous page...

Atom-1	Atom-2	Interatomic distance (Å)	Clash overlap (Å)
1:E:580:ILE:N	1:E:581:PRO:HD3	2.30	0.47
1:E:677:ARG:HE	1:E:750:SER:HB2	1.79	0.47
1:E:759:GLU:HG3	1:E:760:PHE:H	1.80	0.47
1:F:180:LYS:HD2	1:F:180:LYS:H	1.80	0.47
1:F:208:ARG:H	1:F:208:ARG:CD	2.26	0.47
1:F:335:GLN:NE2	1:F:336:THR:HG22	2.29	0.47
1:F:667:ASP:OD1	1:F:669:PHE:HB3	2.14	0.47
1:G:208:ARG:O	1:G:209:LEU:CB	2.62	0.47
1:G:677:ARG:HE	1:G:750:SER:HB2	1.80	0.47
1:H:193:LYS:HA	1:H:379:ASN:OD1	2.15	0.47
1:H:553:VAL:HG21	1:H:597:PHE:HE2	1.79	0.47
1:H:709:LEU:CB	1:H:710:PRO:HD3	2.42	0.47
1:A:190:ILE:HG13	1:A:458:PHE:CD2	2.50	0.47
1:A:409:ARG:HG2	1:A:409:ARG:HH11	1.78	0.47
1:B:203:VAL:HB	1:B:208:ARG:HA	1.97	0.47
1:C:297:PHE:N	1:C:297:PHE:CD1	2.83	0.47
1:D:131:LEU:HD22	1:D:599:ILE:HD11	1.96	0.47
1:D:330:PRO:O	1:D:331:ASN:CB	2.59	0.47
1:D:667:ASP:HB3	1:D:670:VAL:CG2	2.35	0.47
1:D:750:SER:OG	1:D:751:GLY:N	2.46	0.47
1:E:232:LEU:CD2	1:E:256:ILE:HD11	2.45	0.47
1:E:699:HIS:CD2	1:E:701:PHE:HB2	2.50	0.47
1:E:712:LEU:C	1:E:712:LEU:HD23	2.35	0.47
1:E:735:LEU:C	1:E:735:LEU:HD23	2.34	0.47
1:F:153:VAL:HG22	1:F:154:PRO:CD	2.45	0.47
1:F:233:VAL:HG12	1:F:234:HIS:N	2.30	0.47
1:F:238:GLY:C	1:F:240:LYS:N	2.67	0.47
1:F:377:VAL:O	1:F:377:VAL:HG23	2.14	0.47
1:G:515:HIS:CD2	1:G:516:PRO:CD	2.98	0.47
1:G:539:ASN:HD22	1:G:539:ASN:C	2.18	0.47
1:G:698:ARG:HA	1:G:707:HIS:NE2	2.29	0.47
1:G:700:VAL:HG23	1:G:701:PHE:CD1	2.49	0.47
1:A:639:LEU:HD23	1:A:643:TYR:HE1	1.79	0.47
1:A:730:LEU:HG	1:A:734:GLN:OE1	2.15	0.47
1:B:743:GLN:O	1:B:746:ALA:HB3	2.15	0.47
1:C:198:ASN:OD1	1:C:377:VAL:HA	2.15	0.47
1:C:731:PHE:O	1:C:732:ARG:C	2.53	0.47
1:E:327:SER:N	1:E:329:LEU:HD12	2.30	0.47
1:E:612:GLU:O	1:E:614:TYR:N	2.48	0.47
1:F:145:LYS:O	1:F:148:ASN:HB2	2.15	0.47
1:F:239:THR:C	1:F:241:LYS:N	2.68	0.47

Continued on next page...

Continued from previous page...

Atom-1	Atom-2	Interatomic distance (Å)	Clash overlap (Å)
1:F:240:LYS:O	1:F:240:LYS:HG2	2.15	0.47
1:F:307:ASP:N	1:F:461:VAL:HG13	2.30	0.47
1:G:202:ILE:HG13	1:G:213:VAL:HG21	1.97	0.47
1:G:291:VAL:HG13	1:G:292:ASN:N	2.30	0.47
1:G:523:TYR:HE1	1:G:530:SER:OG	1.98	0.47
1:H:232:LEU:HB2	1:H:373:VAL:CG1	2.45	0.47
1:H:676:ASP:O	1:H:680:ARG:HG3	2.14	0.47
1:A:190:ILE:CG2	1:A:191:GLN:N	2.78	0.47
1:A:213:VAL:HG11	1:A:345:LEU:CD2	2.44	0.47
1:A:683:TYR:CD1	1:A:686:LEU:HD12	2.50	0.47
1:B:239:THR:HB	1:B:244:GLU:CD	2.34	0.47
1:B:239:THR:O	1:B:241:LYS:N	2.48	0.47
1:B:639:LEU:HD23	1:B:643:TYR:HE1	1.80	0.47
1:C:283:MET:HG3	1:C:297:PHE:CE1	2.50	0.47
1:D:305:THR:HG23	1:D:305:THR:O	2.14	0.47
1:D:654:SER:C	1:D:657:THR:HG22	2.35	0.47
1:D:667:ASP:CB	1:D:670:VAL:HG22	2.38	0.47
1:E:145:LYS:O	1:E:148:ASN:HB2	2.15	0.47
1:E:202:ILE:HG13	1:E:213:VAL:CG2	2.45	0.47
1:F:211:TYR:CD2	1:F:212:LEU:N	2.70	0.47
1:F:664:GLU:O	1:F:666:THR:N	2.48	0.47
1:F:700:VAL:HG23	1:F:701:PHE:HD1	1.80	0.47
1:G:244:GLU:OE1	1:G:244:GLU:HA	2.15	0.47
1:G:508:LYS:O	1:G:512:ASN:ND2	2.48	0.47
1:G:564:PRO:HG2	1:G:565:TYR:H	1.80	0.47
1:H:197:GLN:OE1	1:H:197:GLN:HA	2.15	0.47
1:H:224:LYS:HB3	1:H:332:ILE:C	2.35	0.47
1:H:237:PHE:HB2	1:H:243:PHE:CE1	2.50	0.47
1:H:264:PHE:O	1:H:268:VAL:HG23	2.15	0.47
1:A:409:ARG:NH2	1:A:454:SER:HB2	2.31	0.46
1:A:753:VAL:HG11	1:B:402:TYR:CE1	2.50	0.46
1:B:180:LYS:HD2	1:B:180:LYS:N	2.30	0.46
1:B:240:LYS:O	1:B:240:LYS:HG2	2.15	0.46
1:C:201:ILE:CD1	1:C:211:TYR:O	2.63	0.46
1:C:314:PRO:HD2	1:D:740:TRP:CD2	2.50	0.46
1:C:349:MET:HA	1:C:368:SER:N	2.30	0.46
1:C:677:ARG:HE	1:C:750:SER:HB2	1.80	0.46
1:F:197:GLN:OE1	1:F:197:GLN:HA	2.15	0.46
1:F:198:ASN:OD1	1:F:377:VAL:HA	2.14	0.46
1:F:732:ARG:HG3	1:F:732:ARG:NH1	2.28	0.46
1:G:221:ALA:O	1:G:223:SER:N	2.47	0.46

Continued on next page...

Continued from previous page...

Atom-1	Atom-2	Interatomic distance (Å)	Clash overlap (Å)
1:G:483:ASN:ND2	1:G:540:ALA:HB3	2.30	0.46
1:H:556:CYS:C	1:H:558:CYS:H	2.17	0.46
1:H:750:SER:OG	1:H:751:GLY:N	2.48	0.46
1:A:307:ASP:OD1	1:A:309:TYR:N	2.48	0.46
1:B:446:ARG:HH12	1:B:602:THR:HA	1.81	0.46
1:C:145:LYS:O	1:C:148:ASN:HB2	2.14	0.46
1:D:153:VAL:HG22	1:D:154:PRO:CD	2.45	0.46
1:D:198:ASN:OD1	1:D:377:VAL:HA	2.15	0.46
1:D:232:LEU:CD2	1:D:256:ILE:HD11	2.45	0.46
1:E:180:LYS:N	1:E:180:LYS:HD2	2.30	0.46
1:F:278:GLY:HA2	1:F:333:PRO:HG2	1.98	0.46
1:F:353:CYS:HA	1:F:354:PRO:HD3	1.76	0.46
1:G:180:LYS:HD2	1:G:180:LYS:H	1.80	0.46
1:G:453:TRP:CD2	1:G:463:ALA:HB2	2.50	0.46
1:G:453:TRP:CG	1:G:463:ALA:HB2	2.49	0.46
1:G:680:ARG:HB3	1:G:684:HIS:CD2	2.50	0.46
1:H:453:TRP:CD2	1:H:463:ALA:HB2	2.51	0.46
1:A:700:VAL:HG11	1:A:741:THR:HG21	1.97	0.46
1:B:134:LYS:O	1:B:138:THR:HG23	2.16	0.46
1:B:153:VAL:HG22	1:B:154:PRO:CD	2.45	0.46
1:B:430:ALA:HA	1:B:450:PHE:CZ	2.50	0.46
1:B:500:PRO:HB3	1:C:528:TRP:CH2	2.50	0.46
1:B:580:ILE:N	1:B:581:PRO:HD3	2.30	0.46
1:C:732:ARG:HG3	1:C:732:ARG:NH1	2.26	0.46
1:C:753:VAL:HG12	1:C:754:TRP:CG	2.50	0.46
1:D:154:PRO:HD2	1:D:161:LYS:HZ3	1.80	0.46
1:D:161:LYS:HA	1:D:164:ASN:ND2	2.19	0.46
1:D:240:LYS:O	1:D:241:LYS:HB3	2.15	0.46
1:D:281:ILE:N	1:D:281:ILE:HD12	2.29	0.46
1:D:496:VAL:HG11	1:D:506:ILE:HD13	1.98	0.46
1:D:749:LEU:O	1:D:749:LEU:HG	2.16	0.46
1:E:649:PHE:O	1:E:652:ALA:HB3	2.16	0.46
1:E:667:ASP:CB	1:E:670:VAL:HG22	2.36	0.46
1:G:202:ILE:HG13	1:G:213:VAL:HG22	1.96	0.46
1:G:295:LEU:HD11	1:G:568:THR:OG1	2.14	0.46
1:G:306:GLY:HA2	1:G:461:VAL:HG22	1.97	0.46
1:G:325:ARG:HG2	1:G:326:SER:N	2.30	0.46
1:H:580:ILE:N	1:H:581:PRO:HD3	2.30	0.46
1:H:588:ARG:HD3	1:H:589:ALA:N	2.31	0.46
1:A:547:TYR:HD1	1:A:696:PRO:O	1.99	0.46
1:B:232:LEU:HD13	1:B:254:ILE:HG22	1.96	0.46

Continued on next page...

Continued from previous page...

Atom-1	Atom-2	Interatomic distance (Å)	Clash overlap (Å)
1:B:348:ASN:HB3	1:B:371:LYS:CE	2.33	0.46
1:B:553:VAL:HG21	1:B:597:PHE:CE2	2.51	0.46
1:B:732:ARG:HG3	1:B:732:ARG:NH1	2.27	0.46
1:C:198:ASN:OD1	1:C:378:SER:N	2.46	0.46
1:C:324:SER:O	1:C:325:ARG:HB3	2.15	0.46
1:C:409:ARG:HB2	1:C:452:SER:OG	2.15	0.46
1:D:197:GLN:HA	1:D:197:GLN:OE1	2.16	0.46
1:D:283:MET:HG3	1:D:297:PHE:CE1	2.51	0.46
1:D:343:GLU:OE2	1:D:362:THR:HG21	2.15	0.46
1:E:638:SER:HB3	1:F:320:GLN:OE1	2.15	0.46
1:E:754:TRP:O	1:E:755:ASP:C	2.54	0.46
1:F:161:LYS:HA	1:F:164:ASN:ND2	2.22	0.46
1:F:244:GLU:OE1	1:F:244:GLU:HA	2.15	0.46
1:F:264:PHE:CE2	1:F:281:ILE:HG21	2.50	0.46
1:F:357:TRP:HE1	1:F:365:MET:CE	2.29	0.46
1:G:282:TYR:HE1	1:G:284:ASP:HB3	1.79	0.46
1:G:488:VAL:HG21	1:G:587:ALA:HA	1.97	0.46
1:G:651:ARG:HG2	1:G:651:ARG:HH11	1.79	0.46
1:G:664:GLU:O	1:G:666:THR:N	2.49	0.46
1:H:732:ARG:HH11	1:H:732:ARG:CG	2.27	0.46
1:A:750:SER:OG	1:A:751:GLY:N	2.48	0.46
1:B:565:TYR:CD2	1:B:565:TYR:N	2.83	0.46
1:C:618:LEU:HD11	1:C:742:ILE:CD1	2.46	0.46
1:C:750:SER:OG	1:C:751:GLY:N	2.49	0.46
1:D:650:PHE:CE2	1:E:654:SER:HA	2.51	0.46
1:D:759:GLU:HG3	1:D:760:PHE:H	1.80	0.46
1:E:198:ASN:OD1	1:E:378:SER:N	2.47	0.46
1:F:409:ARG:HG2	1:F:409:ARG:HH11	1.79	0.46
1:F:580:ILE:N	1:F:581:PRO:HD3	2.31	0.46
1:F:603:HIS:ND1	1:F:604:ASP:OD1	2.49	0.46
1:G:203:VAL:HB	1:G:208:ARG:HA	1.97	0.46
1:G:580:ILE:N	1:G:581:PRO:HD3	2.30	0.46
1:A:330:PRO:O	1:A:331:ASN:CB	2.62	0.46
1:B:651:ARG:HH11	1:B:651:ARG:HG2	1.79	0.46
1:D:667:ASP:OD1	1:D:669:PHE:HB3	2.16	0.46
1:F:488:VAL:HG21	1:F:587:ALA:HA	1.97	0.46
1:F:646:ARG:NH1	1:F:646:ARG:CG	2.76	0.46
1:G:238:GLY:HA3	1:G:267:LYS:HD3	1.97	0.46
1:G:314:PRO:HB2	1:H:740:TRP:CH2	2.49	0.46
1:G:324:SER:O	1:G:325:ARG:HB3	2.15	0.46
1:H:122:LEU:HD12	1:H:122:LEU:N	2.31	0.46

Continued on next page...

Continued from previous page...

Atom-1	Atom-2	Interatomic distance (Å)	Clash overlap (Å)
1:H:211:TYR:CD1	1:H:344:LYS:HE3	2.50	0.46
1:H:325:ARG:HG2	1:H:326:SER:N	2.30	0.46
1:H:488:VAL:HG13	1:H:586:VAL:CG1	2.45	0.46
1:A:146:LEU:HD23	1:A:146:LEU:C	2.36	0.46
1:A:188:VAL:HG23	1:A:190:ILE:HD13	1.98	0.46
1:A:491:THR:HB	1:A:517:VAL:HG21	1.98	0.46
1:C:194:ASP:HB2	1:C:380:VAL:HG13	1.97	0.46
1:C:411:ALA:HA	1:C:457:ASP:OD2	2.15	0.46
1:C:639:LEU:HD23	1:C:643:TYR:HE1	1.81	0.46
1:E:359:THR:CG2	1:E:360:ASP:H	2.05	0.46
1:G:349:MET:HG2	1:G:367:THR:HG22	1.98	0.46
1:G:411:ALA:HA	1:G:457:ASP:OD2	2.16	0.46
1:G:556:CYS:C	1:G:558:CYS:H	2.19	0.46
1:H:224:LYS:HE3	1:H:224:LYS:HA	1.97	0.46
1:H:244:GLU:OE1	1:H:244:GLU:HA	2.16	0.46
1:C:547:TYR:HD1	1:C:696:PRO:O	1.99	0.46
1:D:588:ARG:HD3	1:D:589:ALA:N	2.31	0.46
1:E:556:CYS:C	1:E:558:CYS:H	2.18	0.46
1:F:124:TRP:HH2	1:F:596:GLN:HG2	1.81	0.46
1:F:325:ARG:HG2	1:F:326:SER:N	2.31	0.46
1:F:564:PRO:HG2	1:F:565:TYR:H	1.81	0.46
1:G:232:LEU:CD2	1:G:256:ILE:HD11	2.46	0.46
1:H:281:ILE:HD12	1:H:281:ILE:N	2.31	0.46
1:A:244:GLU:OE1	1:A:244:GLU:HA	2.15	0.46
1:B:194:ASP:HB2	1:B:380:VAL:HG13	1.96	0.46
1:B:539:ASN:HD22	1:B:539:ASN:C	2.19	0.46
1:C:238:GLY:C	1:C:240:LYS:N	2.68	0.46
1:C:300:HIS:NE2	1:C:458:PHE:C	2.69	0.46
1:C:453:TRP:CG	1:C:463:ALA:HB2	2.50	0.46
1:C:618:LEU:HD13	1:C:701:PHE:HZ	1.81	0.46
1:C:670:VAL:O	1:C:674:LEU:HG	2.16	0.46
1:C:699:HIS:CD2	1:C:702:TRP:H	2.34	0.46
1:D:209:LEU:HG	1:D:210:VAL:N	2.30	0.46
1:D:307:ASP:H	1:D:461:VAL:HG13	1.80	0.46
1:D:308:PRO:HG2	1:D:309:TYR:CE1	2.51	0.46
1:D:698:ARG:HA	1:D:707:HIS:NE2	2.30	0.46
1:E:238:GLY:C	1:E:240:LYS:N	2.69	0.46
1:E:607:LEU:HD11	1:E:609:LEU:HG	1.97	0.46
1:F:305:THR:HG23	1:F:305:THR:O	2.16	0.46
1:F:445:SER:N	1:F:602:THR:HG22	2.31	0.46
1:G:614:TYR:HA	1:G:617:GLN:HB2	1.97	0.46

Continued on next page...

Continued from previous page...

Atom-1	Atom-2	Interatomic distance (Å)	Clash overlap (Å)
1:G:733:ASN:O	1:G:734:GLN:C	2.54	0.46
1:H:326:SER:N	1:H:329:LEU:HD13	2.30	0.46
1:H:386:ILE:CG2	1:H:454:SER:HB3	2.45	0.46
1:H:445:SER:N	1:H:602:THR:HG22	2.31	0.46
1:H:654:SER:CA	1:H:657:THR:HG22	2.46	0.46
1:A:280:LEU:C	1:A:281:ILE:HD12	2.36	0.46
1:A:582:GLU:CD	1:A:582:GLU:H	2.18	0.46
1:A:664:GLU:CD	1:A:664:GLU:N	2.69	0.46
1:A:753:VAL:HG12	1:A:754:TRP:CG	2.51	0.46
1:C:210:VAL:O	1:C:210:VAL:CG1	2.63	0.46
1:C:214:GLU:C	1:C:216:PRO:HD3	2.36	0.46
1:C:232:LEU:HB2	1:C:373:VAL:CG1	2.46	0.46
1:C:537:LEU:HD22	1:C:542:PHE:CE2	2.50	0.46
1:C:758:ASN:N	1:C:758:ASN:ND2	2.63	0.46
1:D:291:VAL:HG13	1:D:292:ASN:N	2.31	0.46
1:E:240:LYS:HA	1:E:262:ILE:HD13	1.97	0.46
1:G:555:PHE:HZ	1:G:594:ALA:HB2	1.79	0.46
1:G:754:TRP:HA	1:H:470:TYR:OH	2.15	0.46
1:H:288:PHE:HD2	1:H:564:PRO:HA	1.80	0.46
1:H:588:ARG:HG3	1:H:588:ARG:NH1	2.31	0.46
1:H:743:GLN:O	1:H:746:ALA:HB3	2.15	0.46
1:B:211:TYR:CE1	1:B:212:LEU:O	2.69	0.45
1:B:238:GLY:HA3	1:B:267:LYS:HD3	1.98	0.45
1:B:238:GLY:C	1:B:240:LYS:N	2.69	0.45
1:B:307:ASP:N	1:B:461:VAL:HG13	2.30	0.45
1:B:759:GLU:HG3	1:B:760:PHE:H	1.80	0.45
1:C:191:GLN:NE2	1:C:222:TYR:N	2.65	0.45
1:C:588:ARG:HD3	1:C:589:ALA:N	2.31	0.45
1:D:349:MET:CG	1:D:367:THR:HA	2.43	0.45
1:E:163:GLU:O	1:E:167:LEU:HG	2.16	0.45
1:E:553:VAL:HG21	1:E:597:PHE:CE2	2.51	0.45
1:E:732:ARG:HH11	1:E:732:ARG:CG	2.26	0.45
1:F:515:HIS:CD2	1:F:516:PRO:HD2	2.51	0.45
1:F:735:LEU:HD23	1:F:735:LEU:C	2.36	0.45
1:G:280:LEU:C	1:G:281:ILE:HD12	2.37	0.45
1:G:409:ARG:HB2	1:G:452:SER:OG	2.16	0.45
1:G:649:PHE:O	1:G:652:ALA:HB3	2.16	0.45
1:H:240:LYS:HA	1:H:262:ILE:HD13	1.97	0.45
1:H:690:VAL:CG2	1:H:698:ARG:HG2	2.45	0.45
1:A:291:VAL:HG13	1:A:292:ASN:N	2.30	0.45
1:B:122:LEU:HD12	1:B:122:LEU:N	2.30	0.45

Continued on next page...

Continued from previous page...

Atom-1	Atom-2	Interatomic distance (Å)	Clash overlap (Å)
1:B:198:ASN:OD1	1:B:377:VAL:HA	2.16	0.45
1:C:357:TRP:HE1	1:C:365:MET:CE	2.30	0.45
1:C:406:GLY:HA2	1:C:451:ALA:O	2.16	0.45
1:C:576:LEU:O	1:C:580:ILE:HG22	2.15	0.45
1:D:152:TYR:HA	1:D:161:LYS:HB3	1.98	0.45
1:D:233:VAL:HG12	1:D:234:HIS:N	2.31	0.45
1:D:239:THR:O	1:D:241:LYS:N	2.49	0.45
1:D:262:ILE:HD11	1:D:267:LYS:HG2	1.98	0.45
1:D:361:SER:O	1:D:362:THR:HB	2.16	0.45
1:D:683:TYR:CD1	1:D:686:LEU:HD12	2.50	0.45
1:E:209:LEU:O	1:E:210:VAL:O	2.34	0.45
1:E:326:SER:N	1:E:329:LEU:HD13	2.31	0.45
1:E:749:LEU:O	1:E:749:LEU:HG	2.17	0.45
1:F:300:HIS:HE2	1:F:459:GLY:N	2.13	0.45
1:F:308:PRO:CG	1:F:329:LEU:HD21	2.46	0.45
1:F:654:SER:CA	1:F:657:THR:HG22	2.46	0.45
1:F:677:ARG:HE	1:F:750:SER:HB2	1.79	0.45
1:A:262:ILE:HD11	1:A:267:LYS:HG2	1.98	0.45
1:A:353:CYS:HA	1:A:354:PRO:HD3	1.74	0.45
1:A:359:THR:CG2	1:A:360:ASP:N	2.74	0.45
1:A:580:ILE:N	1:A:581:PRO:HD3	2.31	0.45
1:A:731:PHE:O	1:A:732:ARG:C	2.54	0.45
1:B:204:ASP:OD1	1:B:205:LYS:N	2.43	0.45
1:B:556:CYS:C	1:B:558:CYS:H	2.19	0.45
1:C:188:VAL:HG21	1:C:461:VAL:HG11	1.96	0.45
1:C:235:ALA:O	1:C:236:ASN:O	2.34	0.45
1:D:508:LYS:HZ1	1:E:624:ASP:HB2	1.79	0.45
1:D:512:ASN:HD21	1:E:627:GLN:HE22	1.64	0.45
1:D:580:ILE:N	1:D:581:PRO:HD3	2.31	0.45
1:D:719:ARG:CG	1:D:719:ARG:NH1	2.78	0.45
1:D:754:TRP:O	1:D:755:ASP:C	2.55	0.45
1:E:588:ARG:HG3	1:E:588:ARG:NH1	2.32	0.45
1:F:232:LEU:CD1	1:F:256:ILE:HG13	2.44	0.45
1:F:624:ASP:HB2	1:G:508:LYS:HZ2	1.81	0.45
1:G:699:HIS:CD2	1:G:701:PHE:HB2	2.51	0.45
1:H:211:TYR:CD2	1:H:212:LEU:N	2.84	0.45
1:H:700:VAL:HG23	1:H:701:PHE:CD1	2.51	0.45
1:A:340:ALA:O	1:A:343:GLU:HB2	2.16	0.45
1:B:445:SER:N	1:B:602:THR:HG22	2.31	0.45
1:B:664:GLU:O	1:B:666:THR:N	2.50	0.45
1:B:700:VAL:HG23	1:B:701:PHE:CD1	2.51	0.45

Continued on next page...

Continued from previous page...

Atom-1	Atom-2	Interatomic distance (Å)	Clash overlap (Å)
1:C:148:ASN:HD21	1:C:416:ALA:HB2	1.81	0.45
1:C:539:ASN:O	1:C:542:PHE:N	2.43	0.45
1:C:646:ARG:NH1	1:C:646:ARG:CG	2.78	0.45
1:C:753:VAL:HG12	1:C:754:TRP:N	2.31	0.45
1:D:232:LEU:HD11	1:D:256:ILE:CG1	2.46	0.45
1:D:308:PRO:HG3	1:D:329:LEU:HD21	1.99	0.45
1:D:588:ARG:HG3	1:D:588:ARG:NH1	2.27	0.45
1:E:148:ASN:HD21	1:E:416:ALA:HB2	1.82	0.45
1:E:201:ILE:HA	1:E:213:VAL:HG23	1.98	0.45
1:E:467:LEU:HD21	1:E:544:PHE:CZ	2.52	0.45
1:F:194:ASP:HB2	1:F:380:VAL:HG13	1.98	0.45
1:F:425:LEU:O	1:F:429:LEU:HB2	2.17	0.45
1:G:198:ASN:OD1	1:G:378:SER:N	2.46	0.45
1:G:208:ARG:O	1:G:209:LEU:HB3	2.17	0.45
1:G:326:SER:N	1:G:329:LEU:HD13	2.32	0.45
1:G:664:GLU:C	1:G:666:THR:N	2.70	0.45
1:G:699:HIS:CD2	1:G:702:TRP:H	2.34	0.45
1:H:204:ASP:HB2	1:H:371:LYS:HA	1.98	0.45
1:A:618:LEU:O	1:A:622:VAL:HG23	2.16	0.45
1:A:732:ARG:HG3	1:A:732:ARG:NH1	2.28	0.45
1:B:197:GLN:OE1	1:B:197:GLN:HA	2.16	0.45
1:B:317:ASN:OD1	2:B:762:NAG:O7	2.35	0.45
1:C:214:GLU:HG3	1:C:215:ASN:N	2.31	0.45
1:C:232:LEU:CD2	1:C:256:ILE:HD11	2.47	0.45
1:C:238:GLY:HA2	1:C:257:VAL:HG11	1.99	0.45
1:D:282:TYR:HE1	1:D:284:ASP:HB3	1.81	0.45
1:D:349:MET:HG2	1:D:367:THR:HG22	1.99	0.45
1:D:564:PRO:HG2	1:D:565:TYR:H	1.81	0.45
1:D:677:ARG:HE	1:D:750:SER:HB2	1.82	0.45
1:D:721:GLN:O	1:D:723:ASN:N	2.50	0.45
1:F:515:HIS:HD2	1:F:517:VAL:N	2.09	0.45
1:F:758:ASN:N	1:F:758:ASN:ND2	2.64	0.45
1:G:281:ILE:HD12	1:G:281:ILE:N	2.31	0.45
1:G:343:GLU:OE2	1:G:362:THR:HG21	2.16	0.45
1:G:547:TYR:HD1	1:G:696:PRO:O	2.00	0.45
1:H:188:VAL:HG23	1:H:190:ILE:HD13	1.98	0.45
1:H:238:GLY:HA3	1:H:267:LYS:HD3	1.97	0.45
1:H:349:MET:CG	1:H:367:THR:HA	2.44	0.45
1:H:723:ASN:N	1:H:723:ASN:HD22	2.14	0.45
1:A:555:PHE:HZ	1:A:594:ALA:HB2	1.80	0.45
1:A:612:GLU:O	1:A:614:TYR:N	2.50	0.45

Continued on next page...

Continued from previous page...

Atom-1	Atom-2	Interatomic distance (Å)	Clash overlap (Å)
1:B:500:PRO:HB3	1:C:528:TRP:CZ3	2.51	0.45
1:B:610:ASP:HB3	1:B:613:GLU:CG	2.47	0.45
1:C:122:LEU:HD12	1:C:122:LEU:N	2.31	0.45
1:C:197:GLN:HE21	1:C:215:ASN:HB3	1.82	0.45
1:C:564:PRO:HG2	1:C:565:TYR:H	1.82	0.45
1:C:580:ILE:HG23	1:C:580:ILE:O	2.16	0.45
1:D:122:LEU:N	1:D:122:LEU:HD12	2.31	0.45
1:D:335:GLN:NE2	1:D:336:THR:HG22	2.32	0.45
1:D:523:TYR:HE1	1:D:530:SER:OG	1.99	0.45
1:E:353:CYS:HA	1:E:354:PRO:HD3	1.75	0.45
1:E:392:VAL:HG12	1:E:449:ILE:HB	1.97	0.45
1:E:411:ALA:HA	1:E:457:ASP:OD2	2.16	0.45
1:E:654:SER:CA	1:E:657:THR:HG22	2.47	0.45
1:F:146:LEU:HD23	1:F:146:LEU:C	2.36	0.45
1:F:360:ASP:O	1:F:361:SER:O	2.35	0.45
1:F:467:LEU:HD21	1:F:544:PHE:CZ	2.52	0.45
1:G:232:LEU:HB2	1:G:373:VAL:CG1	2.47	0.45
1:H:222:TYR:CE2	1:H:308:PRO:HG3	2.52	0.45
1:H:232:LEU:CD2	1:H:256:ILE:HD11	2.47	0.45
1:H:565:TYR:CD2	1:H:565:TYR:N	2.83	0.45
1:H:753:VAL:HG12	1:H:754:TRP:CG	2.52	0.45
1:A:209:LEU:CG	1:A:210:VAL:N	2.76	0.45
1:A:508:LYS:O	1:A:512:ASN:ND2	2.49	0.45
1:A:565:TYR:HE1	1:A:575:GLU:HB3	1.78	0.45
1:B:340:ALA:O	1:B:343:GLU:HB2	2.17	0.45
1:B:699:HIS:CD2	1:B:702:TRP:CD1	3.05	0.45
1:C:641:TRP:CZ2	1:D:316:PHE:HB3	2.52	0.45
1:C:740:TRP:CH2	1:D:314:PRO:HB2	2.52	0.45
1:C:743:GLN:O	1:C:746:ALA:HB3	2.17	0.45
1:D:646:ARG:NH1	1:D:646:ARG:CG	2.77	0.45
1:D:657:THR:HG21	1:E:650:PHE:CD2	2.52	0.45
1:E:221:ALA:O	1:E:223:SER:N	2.50	0.45
1:E:306:GLY:N	1:E:459:GLY:O	2.49	0.45
1:E:680:ARG:HB3	1:E:684:HIS:CD2	2.52	0.45
1:F:169:VAL:HG13	1:F:427:LEU:HD21	1.99	0.45
1:G:194:ASP:HB2	1:G:380:VAL:HG13	1.98	0.45
1:G:197:GLN:HA	1:G:197:GLN:OE1	2.16	0.45
1:G:238:GLY:HA2	1:G:257:VAL:HG11	1.98	0.45
1:G:478:ALA:O	1:G:550:ILE:HD12	2.17	0.45
1:H:240:LYS:C	1:H:242:ASP:N	2.68	0.45
1:H:698:ARG:HA	1:H:707:HIS:HE2	1.82	0.45

Continued on next page...

Continued from previous page...

Atom-1	Atom-2	Interatomic distance (Å)	Clash overlap (Å)
1:A:233:VAL:HG12	1:A:234:HIS:N	2.32	0.45
1:A:281:ILE:HD12	1:A:281:ILE:N	2.30	0.45
1:A:553:VAL:HG11	1:A:597:PHE:CD2	2.52	0.45
1:B:496:VAL:HG11	1:B:506:ILE:HD13	1.99	0.45
1:C:235:ALA:O	1:C:236:ASN:C	2.55	0.45
1:C:349:MET:CG	1:C:367:THR:HA	2.44	0.45
1:C:669:PHE:CD1	1:C:669:PHE:C	2.90	0.45
1:C:733:ASN:O	1:C:734:GLN:C	2.55	0.45
1:C:754:TRP:O	1:C:755:ASP:C	2.54	0.45
1:D:428:LYS:HA	1:D:428:LYS:HD3	1.79	0.45
1:D:483:ASN:ND2	1:D:540:ALA:HB3	2.32	0.45
1:E:324:SER:O	1:E:325:ARG:HB3	2.17	0.45
1:F:533:GLU:HG3	1:G:526:SER:O	2.17	0.45
1:F:553:VAL:HG11	1:F:597:PHE:CD2	2.51	0.45
1:F:612:GLU:O	1:F:614:TYR:N	2.50	0.45
1:H:238:GLY:HA2	1:H:257:VAL:HB	1.98	0.45
2:H:761:NAG:H3	2:H:761:NAG:O7	2.16	0.45
1:A:607:LEU:HD11	1:A:609:LEU:HG	1.98	0.45
1:B:237:PHE:HD2	1:B:258:ARG:HB2	1.82	0.45
1:B:281:ILE:HD12	1:B:281:ILE:N	2.32	0.45
1:B:357:TRP:HE1	1:B:365:MET:CE	2.29	0.45
1:B:465:GLU:HA	1:B:468:GLU:HB2	1.99	0.45
1:C:150:ASN:O	1:C:161:LYS:NZ	2.49	0.45
1:C:207:GLY:O	1:C:208:ARG:O	2.34	0.45
1:C:540:ALA:O	1:C:543:PRO:HD2	2.17	0.45
1:D:197:GLN:HE21	1:D:215:ASN:HB3	1.82	0.45
1:D:467:LEU:C	1:D:469:GLY:N	2.69	0.45
1:D:498:ALA:CB	1:D:553:VAL:HA	2.46	0.45
1:D:568:THR:C	1:D:570:MET:H	2.19	0.45
1:D:731:PHE:HA	1:D:734:GLN:OE1	2.17	0.45
1:F:146:LEU:HD23	1:F:146:LEU:O	2.17	0.45
1:F:614:TYR:HA	1:F:617:GLN:HB2	1.99	0.45
1:F:649:PHE:O	1:F:652:ALA:HB3	2.17	0.45
1:G:197:GLN:NE2	1:G:215:ASN:HB3	2.31	0.45
1:G:637:LEU:CD1	1:G:731:PHE:HE2	2.30	0.45
1:H:700:VAL:HG23	1:H:701:PHE:HD1	1.82	0.45
1:A:197:GLN:OE1	1:A:197:GLN:HA	2.16	0.45
1:A:224:LYS:HB3	1:A:332:ILE:C	2.37	0.45
1:B:499:SER:O	1:B:501:LEU:N	2.50	0.45
1:D:446:ARG:HH12	1:D:602:THR:HA	1.82	0.45
1:D:513:VAL:HB	1:D:522:LEU:HD12	1.98	0.45

Continued on next page...

Continued from previous page...

Atom-1	Atom-2	Interatomic distance (Å)	Clash overlap (Å)
1:E:446:ARG:HH12	1:E:602:THR:HA	1.82	0.45
1:F:709:LEU:CB	1:F:710:PRO:HD3	2.46	0.45
1:F:754:TRP:O	1:F:755:ASP:C	2.54	0.45
1:G:498:ALA:CB	1:G:553:VAL:HA	2.46	0.45
1:G:723:ASN:N	1:G:723:ASN:HD22	2.14	0.45
1:H:176:PHE:CE1	1:H:431:GLN:HB2	2.52	0.45
1:H:180:LYS:N	1:H:180:LYS:HD2	2.32	0.45
1:H:465:GLU:HA	1:H:468:GLU:HB2	1.99	0.45
1:A:161:LYS:HA	1:A:164:ASN:ND2	2.19	0.44
1:A:212:LEU:O	1:A:213:VAL:C	2.55	0.44
1:A:698:ARG:HA	1:A:707:HIS:NE2	2.31	0.44
1:B:193:LYS:HA	1:B:379:ASN:OD1	2.17	0.44
1:B:532:VAL:CG1	1:C:528:TRP:HE1	2.30	0.44
1:C:133:GLU:HA	1:C:136:ASP:HB2	1.98	0.44
1:C:203:VAL:CG2	1:C:204:ASP:N	2.80	0.44
1:C:236:ASN:HB2	1:C:357:TRP:NE1	2.32	0.44
1:C:238:GLY:CA	1:C:267:LYS:HD3	2.46	0.44
1:C:651:ARG:HG2	1:C:651:ARG:HH11	1.82	0.44
1:D:497:SER:OG	1:D:533:GLU:HB3	2.17	0.44
1:E:300:HIS:HE2	1:E:459:GLY:N	2.14	0.44
1:E:733:ASN:O	1:E:734:GLN:C	2.55	0.44
1:F:152:TYR:HA	1:F:161:LYS:HB3	1.99	0.44
1:F:508:LYS:O	1:F:512:ASN:ND2	2.50	0.44
1:G:176:PHE:CE1	1:G:431:GLN:HB2	2.52	0.44
1:G:465:GLU:HA	1:G:468:GLU:HB2	1.99	0.44
1:G:683:TYR:CD1	1:G:686:LEU:HD12	2.52	0.44
1:H:200:VAL:HG23	1:H:213:VAL:CG1	2.47	0.44
1:H:280:LEU:C	1:H:281:ILE:HD12	2.37	0.44
1:H:291:VAL:HG13	1:H:292:ASN:N	2.31	0.44
1:H:677:ARG:HE	1:H:750:SER:HB2	1.82	0.44
1:H:682:GLU:OE2	1:H:699:HIS:CE1	2.70	0.44
1:A:190:ILE:HG23	1:A:191:GLN:N	2.32	0.44
1:B:224:LYS:HB3	1:B:332:ILE:C	2.37	0.44
1:B:565:TYR:HB3	1:B:570:MET:HB3	1.99	0.44
1:B:582:GLU:H	1:B:582:GLU:CD	2.21	0.44
1:B:733:ASN:O	1:B:734:GLN:C	2.56	0.44
1:C:553:VAL:HG22	1:C:554:SER:H	1.82	0.44
1:C:731:PHE:HA	1:C:734:GLN:OE1	2.17	0.44
1:D:124:TRP:HH2	1:D:596:GLN:HG2	1.82	0.44
1:D:483:ASN:HD21	1:D:540:ALA:HB3	1.82	0.44
1:D:614:TYR:HA	1:D:617:GLN:HB2	1.98	0.44

Continued on next page...

Continued from previous page...

Atom-1	Atom-2	Interatomic distance (Å)	Clash overlap (Å)
1:E:238:GLY:HA2	1:E:257:VAL:HB	1.99	0.44
1:E:386:ILE:CG2	1:E:454:SER:HB3	2.47	0.44
1:E:564:PRO:HG2	1:E:565:TYR:CD2	2.51	0.44
1:E:682:GLU:OE2	1:E:699:HIS:CE1	2.70	0.44
1:F:131:LEU:HD22	1:F:599:ILE:CD1	2.47	0.44
1:F:210:VAL:CG1	1:F:211:TYR:H	2.04	0.44
1:F:212:LEU:O	1:F:214:GLU:N	2.51	0.44
1:F:238:GLY:HA2	1:F:257:VAL:HB	1.99	0.44
1:F:270:ASN:O	1:F:274:LEU:HD23	2.17	0.44
1:G:239:THR:O	1:G:241:LYS:N	2.51	0.44
1:G:340:ALA:O	1:G:343:GLU:HB2	2.17	0.44
1:G:406:GLY:HA2	1:G:451:ALA:O	2.18	0.44
1:G:582:GLU:CD	1:G:582:GLU:H	2.21	0.44
1:G:740:TRP:NE1	1:H:316:PHE:CZ	2.83	0.44
1:H:349:MET:HE3	1:H:367:THR:HG22	1.99	0.44
1:H:639:LEU:HD23	1:H:643:TYR:HE1	1.82	0.44
1:A:154:PRO:HD2	1:A:161:LYS:HZ3	1.82	0.44
1:A:221:ALA:O	1:A:223:SER:N	2.50	0.44
1:A:239:THR:O	1:A:241:LYS:N	2.51	0.44
1:A:740:TRP:CD2	1:B:314:PRO:HD2	2.52	0.44
1:B:232:LEU:HB2	1:B:373:VAL:CG1	2.47	0.44
1:B:359:THR:CG2	1:B:360:ASP:N	2.71	0.44
1:C:211:TYR:C	1:C:213:VAL:N	2.65	0.44
1:D:198:ASN:OD1	1:D:378:SER:N	2.48	0.44
1:D:664:GLU:CD	1:D:664:GLU:N	2.67	0.44
1:E:124:TRP:HH2	1:E:596:GLN:HG2	1.82	0.44
1:E:133:GLU:HA	1:E:136:ASP:HB2	1.99	0.44
1:E:224:LYS:HB3	1:E:332:ILE:C	2.38	0.44
1:G:307:ASP:HB3	1:G:465:GLU:OE1	2.17	0.44
1:G:721:GLN:C	1:G:723:ASN:H	2.21	0.44
1:G:731:PHE:O	1:G:732:ARG:C	2.55	0.44
1:G:731:PHE:HA	1:G:734:GLN:OE1	2.17	0.44
1:H:194:ASP:HB2	1:H:380:VAL:HG13	1.99	0.44
1:H:404:VAL:HA	1:H:449:ILE:HG23	1.98	0.44
1:A:143:THR:O	1:A:147:LEU:HG	2.17	0.44
1:A:482:ILE:HG22	1:A:483:ASN:N	2.33	0.44
1:A:637:LEU:CD1	1:A:731:PHE:HE2	2.31	0.44
1:A:733:ASN:O	1:A:734:GLN:C	2.55	0.44
1:B:124:TRP:HH2	1:B:596:GLN:HG2	1.82	0.44
1:B:508:LYS:O	1:B:512:ASN:ND2	2.51	0.44
1:C:467:LEU:C	1:C:469:GLY:N	2.69	0.44

Continued on next page...

Continued from previous page...

Atom-1	Atom-2	Interatomic distance (Å)	Clash overlap (Å)
1:C:535:LEU:HD22	1:C:535:LEU:N	2.32	0.44
1:C:708:THR:HG22	1:C:711:ALA:N	2.14	0.44
1:D:238:GLY:HA2	1:D:257:VAL:CG1	2.47	0.44
1:D:553:VAL:HG21	1:D:597:PHE:CE2	2.52	0.44
1:D:716:LEU:HD13	1:D:731:PHE:CZ	2.53	0.44
1:E:281:ILE:HD12	1:E:281:ILE:N	2.31	0.44
1:E:317:ASN:OD1	2:E:762:NAG:O7	2.36	0.44
1:F:236:ASN:O	1:F:243:PHE:HD1	2.01	0.44
1:F:281:ILE:HD12	1:F:281:ILE:N	2.31	0.44
1:F:482:ILE:HG22	1:F:483:ASN:N	2.32	0.44
1:F:698:ARG:HA	1:F:707:HIS:NE2	2.32	0.44
1:G:122:LEU:N	1:G:122:LEU:HD12	2.32	0.44
1:G:190:ILE:HG13	1:G:458:PHE:CE2	2.53	0.44
1:G:565:TYR:N	1:G:565:TYR:CD2	2.84	0.44
1:G:646:ARG:NH1	1:G:646:ARG:CG	2.78	0.44
1:H:408:GLN:HB3	1:H:485:ASP:OD1	2.18	0.44
1:A:229:THR:HB	1:A:374:LYS:HB2	2.00	0.44
1:A:390:PHE:CD2	1:A:449:ILE:HD11	2.51	0.44
1:B:133:GLU:HA	1:B:136:ASP:HB2	2.00	0.44
1:B:654:SER:CA	1:B:657:THR:HG22	2.47	0.44
1:C:453:TRP:CD2	1:C:463:ALA:HB2	2.52	0.44
1:D:180:LYS:HD2	1:D:180:LYS:H	1.82	0.44
1:D:614:TYR:O	1:D:618:LEU:HB2	2.17	0.44
1:E:232:LEU:CD1	1:E:254:ILE:HG22	2.48	0.44
1:E:240:LYS:O	1:E:240:LYS:HG2	2.18	0.44
1:E:731:PHE:O	1:E:732:ARG:C	2.54	0.44
1:F:264:PHE:O	1:F:268:VAL:HG23	2.17	0.44
1:G:232:LEU:HD11	1:G:256:ILE:CG1	2.47	0.44
1:H:154:PRO:HD2	1:H:161:LYS:HZ3	1.83	0.44
1:H:343:GLU:OE2	1:H:362:THR:HG21	2.16	0.44
1:A:221:ALA:O	1:A:301:ALA:HB3	2.18	0.44
1:B:201:ILE:HD13	1:B:212:LEU:N	2.32	0.44
1:B:201:ILE:HD12	1:B:202:ILE:H	1.81	0.44
1:B:404:VAL:HA	1:B:449:ILE:HG23	2.00	0.44
1:B:667:ASP:HB3	1:B:670:VAL:CG2	2.37	0.44
1:C:181:VAL:HA	1:C:391:GLY:HA2	1.99	0.44
1:C:209:LEU:O	1:C:211:TYR:N	2.51	0.44
1:C:580:ILE:N	1:C:581:PRO:HD3	2.31	0.44
1:D:204:ASP:O	1:D:206:ASN:N	2.50	0.44
1:D:238:GLY:HA2	1:D:257:VAL:CB	2.47	0.44
1:D:607:LEU:HD12	1:D:678:VAL:HG11	1.99	0.44

Continued on next page...

Continued from previous page...

Atom-1	Atom-2	Interatomic distance (Å)	Clash overlap (Å)
1:D:730:LEU:HG	1:D:734:GLN:OE1	2.18	0.44
1:F:153:VAL:O	1:F:155:ARG:N	2.49	0.44
1:F:199:SER:O	1:F:376:THR:HG22	2.17	0.44
1:F:311:PRO:O	1:F:693:LYS:HA	2.17	0.44
1:F:633:LYS:O	1:F:633:LYS:HD3	2.18	0.44
1:F:730:LEU:HG	1:F:734:GLN:OE1	2.18	0.44
1:H:282:TYR:HE1	1:H:284:ASP:HB3	1.83	0.44
1:H:327:SER:N	1:H:329:LEU:HD12	2.31	0.44
1:H:731:PHE:O	1:H:732:ARG:C	2.56	0.44
1:A:467:LEU:C	1:A:469:GLY:N	2.70	0.44
1:A:580:ILE:HG23	1:A:583:LEU:HB2	1.99	0.44
1:B:348:ASN:N	1:B:348:ASN:ND2	2.65	0.44
1:B:588:ARG:HG3	1:B:588:ARG:NH1	2.31	0.44
1:D:212:LEU:HD23	1:D:212:LEU:O	2.18	0.44
1:D:392:VAL:HG12	1:D:449:ILE:HB	1.99	0.44
1:E:284:ASP:OD1	1:E:287:LYS:HB2	2.18	0.44
1:F:224:LYS:HA	1:F:224:LYS:HE3	2.00	0.44
1:F:232:LEU:HB2	1:F:373:VAL:CG1	2.47	0.44
1:F:237:PHE:O	1:F:238:GLY:C	2.53	0.44
1:F:404:VAL:HA	1:F:449:ILE:HG23	1.99	0.44
1:G:133:GLU:HA	1:G:136:ASP:HB2	1.99	0.44
1:G:232:LEU:HD13	1:G:254:ILE:HG22	2.00	0.44
1:H:236:ASN:O	1:H:243:PHE:HD1	2.01	0.44
1:H:732:ARG:HG3	1:H:732:ARG:NH1	2.29	0.44
1:A:127:LEU:HD22	1:A:127:LEU:N	2.32	0.44
1:A:238:GLY:C	1:A:240:LYS:N	2.70	0.44
1:A:238:GLY:HA2	1:A:257:VAL:HB	2.00	0.44
1:A:306:GLY:HA2	1:A:461:VAL:HG22	1.99	0.44
1:A:488:VAL:HG21	1:A:587:ALA:HA	2.00	0.44
1:A:721:GLN:O	1:A:723:ASN:N	2.50	0.44
1:C:278:GLY:HA2	1:C:333:PRO:HG2	2.00	0.44
1:C:633:LYS:O	1:C:633:LYS:HD3	2.18	0.44
1:D:176:PHE:CE1	1:D:431:GLN:HB2	2.53	0.44
1:D:411:ALA:HA	1:D:457:ASP:OD2	2.17	0.44
1:D:633:LYS:O	1:D:633:LYS:HD3	2.18	0.44
1:F:357:TRP:O	1:F:359:THR:N	2.46	0.44
1:F:588:ARG:HD3	1:F:589:ALA:N	2.33	0.44
1:H:201:ILE:HA	1:H:213:VAL:HG21	1.98	0.44
1:H:349:MET:HG2	1:H:367:THR:HG22	2.00	0.44
1:H:491:THR:HB	1:H:517:VAL:HG21	2.00	0.44
1:H:618:LEU:O	1:H:622:VAL:HG23	2.17	0.44

Continued on next page...

Continued from previous page...

Atom-1	Atom-2	Interatomic distance (Å)	Clash overlap (Å)
1:H:730:LEU:HG	1:H:734:GLN:OE1	2.17	0.44
1:A:146:LEU:HD23	1:A:146:LEU:O	2.17	0.44
1:A:146:LEU:C	1:A:148:ASN:H	2.22	0.44
1:B:180:LYS:HD2	1:B:180:LYS:H	1.83	0.44
1:B:357:TRP:O	1:B:359:THR:N	2.44	0.44
1:B:731:PHE:O	1:B:732:ARG:C	2.56	0.44
1:C:134:LYS:O	1:C:138:THR:HG23	2.18	0.44
1:E:430:ALA:HA	1:E:450:PHE:CZ	2.53	0.44
1:F:198:ASN:OD1	1:F:378:SER:N	2.49	0.44
1:F:238:GLY:HA3	1:F:267:LYS:HD3	2.00	0.44
1:F:478:ALA:O	1:F:550:ILE:HD12	2.18	0.44
1:F:731:PHE:O	1:F:732:ARG:C	2.56	0.44
1:G:238:GLY:HA2	1:G:257:VAL:CB	2.48	0.44
1:G:404:VAL:HA	1:G:449:ILE:HG23	2.00	0.44
1:G:603:HIS:CD2	1:G:603:HIS:C	2.91	0.44
1:G:607:LEU:HD11	1:G:609:LEU:HG	1.99	0.44
1:G:641:TRP:CZ2	1:H:316:PHE:HB3	2.53	0.44
1:H:278:GLY:HA2	1:H:333:PRO:HG2	2.00	0.44
1:H:585:LYS:O	1:H:588:ARG:HB3	2.18	0.44
1:H:749:LEU:O	1:H:749:LEU:HG	2.18	0.44
1:A:122:LEU:N	1:A:122:LEU:HD12	2.32	0.43
1:A:349:MET:HG2	1:A:367:THR:HG22	2.00	0.43
1:A:376:THR:O	1:A:376:THR:HG23	2.18	0.43
1:A:392:VAL:HG12	1:A:449:ILE:CB	2.48	0.43
1:A:603:HIS:ND1	1:A:604:ASP:OD1	2.51	0.43
1:B:428:LYS:HD3	1:B:428:LYS:HA	1.79	0.43
1:B:677:ARG:HE	1:B:750:SER:HB2	1.83	0.43
1:B:699:HIS:CD2	1:B:701:PHE:HB2	2.53	0.43
1:B:719:ARG:CG	1:B:719:ARG:NH1	2.80	0.43
1:C:161:LYS:O	1:C:164:ASN:HB2	2.18	0.43
1:C:672:LYS:HD3	1:C:676:ASP:OD2	2.18	0.43
1:C:699:HIS:CD2	1:C:701:PHE:HB2	2.53	0.43
1:C:709:LEU:CB	1:C:710:PRO:HD3	2.48	0.43
1:D:664:GLU:O	1:D:666:THR:N	2.49	0.43
1:D:708:THR:HG22	1:D:711:ALA:N	2.14	0.43
1:E:428:LYS:HD3	1:E:428:LYS:HA	1.79	0.43
1:F:309:TYR:HE2	1:F:325:ARG:CA	2.24	0.43
1:F:467:LEU:C	1:F:469:GLY:N	2.69	0.43
1:G:428:LYS:HD3	1:G:428:LYS:HA	1.79	0.43
1:G:467:LEU:C	1:G:469:GLY:N	2.70	0.43
1:H:148:ASN:HD21	1:H:416:ALA:HB2	1.83	0.43

Continued on next page...

Continued from previous page...

Atom-1	Atom-2	Interatomic distance (Å)	Clash overlap (Å)
1:H:190:ILE:CG2	1:H:191:GLN:N	2.81	0.43
1:H:555:PHE:HZ	1:H:594:ALA:HB2	1.82	0.43
1:H:721:GLN:O	1:H:723:ASN:N	2.51	0.43
1:A:357:TRP:HE1	1:A:365:MET:CE	2.31	0.43
1:A:633:LYS:O	1:A:633:LYS:HD3	2.18	0.43
1:A:735:LEU:HD23	1:A:735:LEU:C	2.38	0.43
1:A:737:LEU:HD11	1:B:693:LYS:HE2	2.00	0.43
1:A:754:TRP:O	1:A:755:ASP:C	2.55	0.43
1:B:233:VAL:HG12	1:B:234:HIS:N	2.33	0.43
1:B:513:VAL:HB	1:B:522:LEU:HD12	2.00	0.43
1:B:690:VAL:CG2	1:B:698:ARG:HG2	2.47	0.43
2:B:761:NAG:O7	2:B:761:NAG:H3	2.18	0.43
1:C:224:LYS:HB3	1:C:332:ILE:C	2.38	0.43
1:C:331:ASN:O	1:C:332:ILE:HD13	2.18	0.43
1:C:614:TYR:HA	1:C:617:GLN:HB2	2.00	0.43
1:C:721:GLN:O	1:C:723:ASN:N	2.51	0.43
1:D:240:LYS:HA	1:D:262:ILE:HD13	1.99	0.43
1:D:331:ASN:O	1:D:332:ILE:HD13	2.18	0.43
1:D:539:ASN:O	1:D:542:PHE:N	2.45	0.43
1:E:153:VAL:HG22	1:E:154:PRO:CD	2.48	0.43
1:E:238:GLY:HA3	1:E:267:LYS:HD3	2.00	0.43
1:F:201:ILE:HD12	1:F:202:ILE:N	2.32	0.43
1:G:229:THR:HB	1:G:374:LYS:HB2	1.99	0.43
1:G:409:ARG:HG2	1:G:409:ARG:HH11	1.83	0.43
1:G:753:VAL:HG12	1:G:754:TRP:CG	2.53	0.43
1:H:284:ASP:OD1	1:H:287:LYS:HB2	2.18	0.43
1:H:359:THR:CG2	1:H:360:ASP:N	2.75	0.43
1:A:359:THR:CG2	1:A:360:ASP:H	2.04	0.43
1:A:428:LYS:HD3	1:A:428:LYS:HA	1.82	0.43
1:A:556:CYS:C	1:A:558:CYS:H	2.21	0.43
1:B:478:ALA:O	1:B:550:ILE:HD12	2.18	0.43
1:B:513:VAL:HG22	1:B:592:GLU:HG2	2.01	0.43
1:B:637:LEU:CD1	1:B:731:PHE:HE2	2.30	0.43
1:C:203:VAL:HG23	1:C:204:ASP:N	2.34	0.43
1:C:238:GLY:HA2	1:C:257:VAL:HB	2.00	0.43
1:C:359:THR:CG2	1:C:360:ASP:H	2.01	0.43
1:E:197:GLN:OE1	1:E:197:GLN:HA	2.17	0.43
1:E:576:LEU:O	1:E:580:ILE:HG22	2.18	0.43
1:F:188:VAL:HB	1:F:307:ASP:HB2	2.00	0.43
1:F:211:TYR:HD2	1:F:212:LEU:N	2.06	0.43
1:F:749:LEU:O	1:F:749:LEU:HG	2.18	0.43

Continued on next page...

Continued from previous page...

Atom-1	Atom-2	Interatomic distance (Å)	Clash overlap (Å)
1:G:188:VAL:HG23	1:G:190:ILE:HD13	2.00	0.43
1:G:233:VAL:HG12	1:G:234:HIS:N	2.33	0.43
1:G:402:TYR:HB3	1:G:449:ILE:HG22	1.99	0.43
1:G:758:ASN:N	1:G:758:ASN:ND2	2.64	0.43
1:H:308:PRO:HG3	1:H:329:LEU:HD21	1.99	0.43
1:H:402:TYR:CD1	1:H:402:TYR:N	2.87	0.43
1:H:758:ASN:N	1:H:758:ASN:ND2	2.66	0.43
1:A:406:GLY:HA2	1:A:451:ALA:O	2.18	0.43
1:A:614:TYR:HA	1:A:617:GLN:HB2	1.99	0.43
1:A:719:ARG:CG	1:A:719:ARG:NH1	2.80	0.43
1:C:280:LEU:HD12	1:C:337:ILE:CD1	2.46	0.43
1:C:497:SER:OG	1:C:533:GLU:HB3	2.17	0.43
1:C:539:ASN:O	1:C:541:ALA:N	2.51	0.43
1:C:582:GLU:H	1:C:582:GLU:CD	2.22	0.43
1:C:612:GLU:O	1:C:614:TYR:N	2.51	0.43
1:D:188:VAL:HB	1:D:307:ASP:HB2	2.00	0.43
1:E:199:SER:O	1:E:376:THR:HG22	2.18	0.43
1:E:719:ARG:CG	1:E:719:ARG:NH1	2.81	0.43
1:F:221:ALA:O	1:F:223:SER:N	2.52	0.43
1:F:262:ILE:HD11	1:F:267:LYS:HG2	1.99	0.43
2:F:761:NAG:O7	2:F:761:NAG:H3	2.17	0.43
1:G:327:SER:N	1:G:329:LEU:HD12	2.33	0.43
1:G:754:TRP:HA	1:G:754:TRP:HE3	1.83	0.43
1:H:203:VAL:O	1:H:372:ASN:O	2.36	0.43
1:H:230:GLY:O	1:H:372:ASN:HB2	2.19	0.43
1:H:580:ILE:HG23	1:H:583:LEU:HB2	1.99	0.43
1:H:753:VAL:HG12	1:H:754:TRP:N	2.33	0.43
1:A:214:GLU:OE1	1:A:341:ALA:HB2	2.19	0.43
1:A:222:TYR:CE2	1:A:308:PRO:HG3	2.53	0.43
1:A:690:VAL:CG2	1:A:698:ARG:HG2	2.47	0.43
1:B:153:VAL:O	1:B:155:ARG:N	2.50	0.43
1:B:188:VAL:HB	1:B:307:ASP:HB2	2.00	0.43
1:B:232:LEU:CD2	1:B:256:ILE:HD11	2.49	0.43
1:C:153:VAL:HG22	1:C:154:PRO:CD	2.48	0.43
1:C:307:ASP:OD1	1:C:309:TYR:N	2.50	0.43
1:D:284:ASP:OD1	1:D:287:LYS:HB2	2.19	0.43
1:D:620:SER:O	1:E:508:LYS:HE3	2.19	0.43
1:E:238:GLY:HA2	1:E:257:VAL:HG11	2.01	0.43
1:E:539:ASN:O	1:E:542:PHE:N	2.45	0.43
1:E:709:LEU:CB	1:E:710:PRO:HD3	2.49	0.43
1:F:327:SER:N	1:F:329:LEU:HD12	2.33	0.43

Continued on next page...

Continued from previous page...

Atom-1	Atom-2	Interatomic distance (Å)	Clash overlap (Å)
1:G:124:TRP:HH2	1:G:596:GLN:HG2	1.83	0.43
1:G:238:GLY:CA	1:G:257:VAL:HB	2.48	0.43
1:G:610:ASP:HB3	1:G:613:GLU:CG	2.49	0.43
1:H:238:GLY:HA2	1:H:257:VAL:CB	2.48	0.43
1:H:633:LYS:O	1:H:633:LYS:HD3	2.18	0.43
1:H:648:ASP:OD1	1:H:757:ASP:OD2	2.37	0.43
1:A:194:ASP:HB2	1:A:380:VAL:HG13	1.99	0.43
1:A:264:PHE:O	1:A:268:VAL:HG23	2.19	0.43
1:A:300:HIS:O	1:A:301:ALA:CB	2.66	0.43
1:A:348:ASN:HB3	1:A:371:LYS:CE	2.35	0.43
1:A:639:LEU:O	1:A:643:TYR:CD1	2.72	0.43
1:B:603:HIS:ND1	1:B:604:ASP:OD1	2.52	0.43
1:B:633:LYS:O	1:B:633:LYS:HD3	2.18	0.43
1:C:188:VAL:HG22	1:C:386:ILE:HD11	1.98	0.43
1:C:211:TYR:HD1	1:C:344:LYS:HE3	1.73	0.43
1:C:360:ASP:O	1:C:361:SER:O	2.36	0.43
1:C:428:LYS:HA	1:C:428:LYS:HD3	1.80	0.43
1:C:689:TYR:CE2	1:D:313:PHE:HB3	2.54	0.43
1:D:238:GLY:CA	1:D:267:LYS:HD3	2.49	0.43
1:D:488:VAL:HG21	1:D:587:ALA:HA	2.00	0.43
1:E:488:VAL:HG21	1:E:587:ALA:HA	2.00	0.43
1:E:614:TYR:O	1:E:618:LEU:HB2	2.18	0.43
1:F:133:GLU:HA	1:F:136:ASP:HB2	2.01	0.43
1:F:148:ASN:HD21	1:F:416:ALA:HB2	1.83	0.43
1:F:664:GLU:C	1:F:666:THR:N	2.72	0.43
1:G:222:TYR:CD2	1:G:308:PRO:HG3	2.54	0.43
1:G:348:ASN:HB3	1:G:371:LYS:CE	2.34	0.43
1:G:386:ILE:CG2	1:G:454:SER:HB3	2.49	0.43
1:H:582:GLU:H	1:H:582:GLU:CD	2.22	0.43
1:A:343:GLU:OE2	1:A:362:THR:HG21	2.18	0.43
1:A:411:ALA:HA	1:A:457:ASP:OD2	2.19	0.43
1:A:723:ASN:N	1:A:723:ASN:HD22	2.17	0.43
1:B:221:ALA:O	1:B:301:ALA:HB3	2.19	0.43
1:B:238:GLY:HA2	1:B:257:VAL:HB	2.01	0.43
1:B:324:SER:O	1:B:325:ARG:HB3	2.19	0.43
1:B:467:LEU:HD21	1:B:544:PHE:CZ	2.54	0.43
1:B:735:LEU:HD23	1:B:735:LEU:C	2.38	0.43
1:C:349:MET:HG2	1:C:367:THR:HG22	2.01	0.43
1:C:603:HIS:CD2	1:C:603:HIS:C	2.91	0.43
1:C:721:GLN:C	1:C:723:ASN:H	2.22	0.43
1:C:749:LEU:O	1:C:749:LEU:HG	2.18	0.43

Continued on next page...

Continued from previous page...

Atom-1	Atom-2	Interatomic distance (Å)	Clash overlap (Å)
1:D:133:GLU:HA	1:D:136:ASP:HB2	1.98	0.43
1:D:280:LEU:C	1:D:281:ILE:HD12	2.38	0.43
1:D:349:MET:HB2	1:D:364:ARG:CB	2.49	0.43
1:D:627:GLN:HE22	1:E:512:ASN:HD21	1.67	0.43
1:D:708:THR:CG2	1:D:711:ALA:H	2.17	0.43
1:E:188:VAL:HG11	1:E:461:VAL:HG12	2.00	0.43
1:E:513:VAL:HG22	1:E:592:GLU:HG2	2.01	0.43
1:E:614:TYR:HA	1:E:617:GLN:HB2	1.99	0.43
1:F:547:TYR:HD1	1:F:696:PRO:O	2.01	0.43
1:F:637:LEU:CD1	1:F:731:PHE:HE2	2.31	0.43
1:F:664:GLU:CD	1:F:664:GLU:N	2.69	0.43
1:F:720:LYS:C	1:F:722:ASN:H	2.22	0.43
1:F:721:GLN:O	1:F:723:ASN:N	2.51	0.43
1:G:377:VAL:HG23	1:G:377:VAL:O	2.18	0.43
1:G:446:ARG:NH1	1:G:602:THR:HA	2.33	0.43
1:G:502:LEU:O	1:G:506:ILE:HG13	2.18	0.43
1:G:735:LEU:HD23	1:G:735:LEU:C	2.39	0.43
1:H:262:ILE:HD11	1:H:267:LYS:HG2	2.00	0.43
1:H:667:ASP:CB	1:H:670:VAL:HG22	2.36	0.43
1:A:392:VAL:HG12	1:A:449:ILE:HG13	2.00	0.43
1:A:565:TYR:N	1:A:565:TYR:CD2	2.86	0.43
1:A:588:ARG:HD3	1:A:589:ALA:N	2.34	0.43
1:A:654:SER:HA	1:A:657:THR:CG2	2.48	0.43
1:A:749:LEU:O	1:A:749:LEU:HG	2.19	0.43
1:B:146:LEU:C	1:B:148:ASN:H	2.22	0.43
1:B:488:VAL:HG13	1:B:586:VAL:HG11	2.01	0.43
1:C:232:LEU:HD11	1:C:256:ILE:CG1	2.49	0.43
1:C:386:ILE:CG2	1:C:454:SER:HB3	2.49	0.43
1:C:499:SER:O	1:C:501:LEU:N	2.52	0.43
1:C:565:TYR:CD2	1:C:565:TYR:N	2.87	0.43
1:C:565:TYR:HB3	1:C:570:MET:HB3	2.00	0.43
1:C:699:HIS:CD2	1:C:702:TRP:CD1	3.07	0.43
1:D:402:TYR:HB3	1:D:449:ILE:HG22	2.00	0.43
1:E:122:LEU:HD12	1:E:122:LEU:N	2.33	0.43
1:E:213:VAL:CG1	1:E:345:LEU:CD2	2.96	0.43
1:E:229:THR:HB	1:E:374:LYS:HB2	2.00	0.43
1:E:360:ASP:O	1:E:361:SER:O	2.37	0.43
1:E:404:VAL:HA	1:E:449:ILE:HG23	2.00	0.43
1:F:203:VAL:HG23	1:F:204:ASP:N	2.33	0.43
1:G:264:PHE:O	1:G:268:VAL:HG23	2.19	0.43
1:G:619:LEU:HD23	1:G:620:SER:N	2.34	0.43

Continued on next page...

Continued from previous page...

Atom-1	Atom-2	Interatomic distance (Å)	Clash overlap (Å)
1:G:699:HIS:CD2	1:G:702:TRP:CD1	3.07	0.43
1:H:360:ASP:O	1:H:361:SER:O	2.37	0.43
1:H:637:LEU:CD1	1:H:731:PHE:HE2	2.31	0.43
1:H:735:LEU:C	1:H:735:LEU:HD23	2.39	0.43
1:A:232:LEU:HD13	1:A:254:ILE:HG22	2.01	0.43
1:A:610:ASP:HB3	1:A:613:GLU:CG	2.49	0.43
1:A:732:ARG:HH11	1:A:732:ARG:CG	2.28	0.43
1:A:754:TRP:HA	1:A:754:TRP:HE3	1.84	0.43
1:B:204:ASP:OD2	1:B:370:SER:O	2.36	0.43
1:B:392:VAL:HG12	1:B:449:ILE:HG13	1.99	0.43
1:B:482:ILE:HG22	1:B:483:ASN:N	2.34	0.43
1:B:600:LYS:HE3	1:C:627:GLN:HE21	1.84	0.43
1:C:308:PRO:HG2	1:C:309:TYR:CE1	2.54	0.43
1:D:353:CYS:HA	1:D:354:PRO:HD3	1.75	0.43
1:D:520:GLN:NE2	1:E:240:LYS:HZ3	2.17	0.43
1:E:283:MET:HG3	1:E:297:PHE:CE1	2.53	0.43
1:E:307:ASP:HB3	1:E:310:THR:HG23	2.01	0.43
1:E:565:TYR:O	1:E:568:THR:HG22	2.19	0.43
1:E:639:LEU:HD23	1:E:643:TYR:HE1	1.84	0.43
1:F:639:LEU:O	1:F:643:TYR:CD1	2.72	0.43
1:G:491:THR:HB	1:G:517:VAL:HG21	2.01	0.43
1:G:749:LEU:O	1:G:749:LEU:HG	2.18	0.43
1:H:651:ARG:HG2	1:H:651:ARG:HH11	1.83	0.43
1:A:230:GLY:O	1:A:372:ASN:HB2	2.19	0.43
1:A:326:SER:N	1:A:329:LEU:HD13	2.34	0.43
1:A:513:VAL:HB	1:A:522:LEU:HD12	2.00	0.43
1:B:376:THR:HG23	1:B:376:THR:O	2.19	0.43
1:D:238:GLY:CA	1:D:257:VAL:HB	2.48	0.43
1:D:303:LEU:O	1:D:303:LEU:HG	2.18	0.43
1:D:349:MET:CA	1:D:367:THR:HA	2.49	0.43
1:D:508:LYS:HE3	1:E:620:SER:O	2.18	0.43
1:E:280:LEU:HD22	1:E:280:LEU:N	2.33	0.43
1:E:349:MET:HB2	1:E:364:ARG:CB	2.49	0.43
1:F:539:ASN:O	1:F:541:ALA:N	2.52	0.43
1:F:699:HIS:CD2	1:F:702:TRP:H	2.35	0.43
1:G:314:PRO:HD2	1:H:740:TRP:CD2	2.53	0.43
1:G:445:SER:N	1:G:602:THR:HG22	2.34	0.43
1:H:214:GLU:C	1:H:216:PRO:HD3	2.39	0.43
1:H:376:THR:HG23	1:H:376:THR:O	2.19	0.43
1:H:446:ARG:NH1	1:H:602:THR:HA	2.34	0.43
1:H:449:ILE:HG23	1:H:449:ILE:O	2.19	0.43

Continued on next page...

Continued from previous page...

Atom-1	Atom-2	Interatomic distance (Å)	Clash overlap (Å)
1:A:179:SER:O	1:A:180:LYS:C	2.58	0.42
1:A:213:VAL:HG11	1:A:345:LEU:HD21	2.01	0.42
1:A:349:MET:CG	1:A:367:THR:HA	2.45	0.42
1:B:308:PRO:HB2	1:B:329:LEU:HD11	2.01	0.42
1:B:716:LEU:HD13	1:B:731:PHE:CZ	2.54	0.42
1:C:161:LYS:HA	1:C:164:ASN:ND2	2.22	0.42
1:C:239:THR:O	1:C:243:PHE:HB2	2.19	0.42
1:C:488:VAL:HG11	1:C:583:LEU:HD12	2.00	0.42
1:C:759:GLU:HG3	1:C:760:PHE:H	1.83	0.42
1:D:208:ARG:O	1:D:208:ARG:HG2	2.18	0.42
1:D:502:LEU:O	1:D:506:ILE:HG13	2.19	0.42
1:D:553:VAL:HG21	1:D:597:PHE:HE2	1.84	0.42
1:D:603:HIS:CD2	1:D:603:HIS:C	2.92	0.42
1:D:733:ASN:O	1:D:734:GLN:C	2.57	0.42
1:E:123:TYR:O	1:E:126:ASP:HB2	2.19	0.42
1:E:482:ILE:HG22	1:E:483:ASN:N	2.34	0.42
1:F:131:LEU:HD22	1:F:599:ILE:HD11	2.01	0.42
1:F:308:PRO:HG2	1:F:309:TYR:CE1	2.55	0.42
1:F:500:PRO:HB3	1:G:528:TRP:CZ3	2.54	0.42
1:F:753:VAL:HG12	1:F:754:TRP:CG	2.53	0.42
1:G:169:VAL:HG13	1:G:427:LEU:HD21	2.01	0.42
1:G:210:VAL:CG1	1:G:211:TYR:H	2.20	0.42
1:G:224:LYS:HB3	1:G:332:ILE:C	2.39	0.42
1:G:306:GLY:CA	1:G:461:VAL:HA	2.38	0.42
1:G:568:THR:C	1:G:570:MET:H	2.22	0.42
1:G:639:LEU:HD23	1:G:643:TYR:HE1	1.82	0.42
1:G:759:GLU:HG3	1:G:760:PHE:H	1.83	0.42
1:H:143:THR:O	1:H:147:LEU:HG	2.19	0.42
1:H:204:ASP:OD2	1:H:205:LYS:HG3	2.19	0.42
1:A:651:ARG:HG2	1:A:651:ARG:HH11	1.83	0.42
1:B:201:ILE:HB	1:B:212:LEU:CD1	2.49	0.42
1:B:349:MET:CG	1:B:367:THR:HA	2.48	0.42
1:B:360:ASP:O	1:B:361:SER:O	2.38	0.42
1:B:402:TYR:HB3	1:B:449:ILE:HG22	2.00	0.42
1:B:528:TRP:NE1	1:C:532:VAL:HG12	2.33	0.42
1:C:444:PRO:CB	1:C:602:THR:HG21	2.38	0.42
1:C:610:ASP:HB3	1:C:613:GLU:CG	2.48	0.42
1:D:123:TYR:O	1:D:126:ASP:HB2	2.18	0.42
1:D:202:ILE:HB	1:D:210:VAL:HG13	2.01	0.42
1:D:221:ALA:O	1:D:301:ALA:HB3	2.18	0.42
1:D:238:GLY:C	1:D:240:LYS:N	2.72	0.42

Continued on next page...

Continued from previous page...

Atom-1	Atom-2	Interatomic distance (Å)	Clash overlap (Å)
1:D:240:LYS:C	1:D:242:ASP:N	2.70	0.42
1:D:306:GLY:N	1:D:459:GLY:O	2.52	0.42
1:D:390:PHE:CD2	1:D:449:ILE:HD11	2.54	0.42
1:D:473:SER:O	1:D:476:LEU:HB2	2.18	0.42
1:D:528:TRP:CH2	1:E:500:PRO:HA	2.54	0.42
1:D:556:CYS:C	1:D:558:CYS:H	2.22	0.42
1:D:719:ARG:HD3	1:D:726:PHE:CE2	2.53	0.42
1:E:176:PHE:CE1	1:E:431:GLN:HB2	2.54	0.42
1:F:497:SER:OG	1:F:533:GLU:HB3	2.19	0.42
1:F:515:HIS:CD2	1:F:516:PRO:CD	3.02	0.42
1:F:683:TYR:CD1	1:F:686:LEU:HD12	2.53	0.42
1:F:712:LEU:HD23	1:F:712:LEU:C	2.39	0.42
1:G:488:VAL:HG11	1:G:583:LEU:HD12	2.00	0.42
1:G:553:VAL:HG21	1:G:597:PHE:CE2	2.54	0.42
1:G:614:TYR:O	1:G:618:LEU:HB2	2.19	0.42
1:H:181:VAL:HA	1:H:391:GLY:HA2	2.00	0.42
1:H:237:PHE:O	1:H:238:GLY:C	2.58	0.42
1:H:349:MET:HB2	1:H:364:ARG:CB	2.50	0.42
1:H:392:VAL:HG12	1:H:449:ILE:CG1	2.49	0.42
1:A:307:ASP:HB3	1:A:310:THR:HG23	2.01	0.42
1:A:514:LYS:HA	1:A:521:PHE:HA	2.00	0.42
1:B:664:GLU:C	1:B:666:THR:N	2.73	0.42
1:D:235:ALA:O	1:D:236:ASN:C	2.58	0.42
1:D:310:THR:OG1	1:D:465:GLU:OE1	2.37	0.42
1:D:317:ASN:OD1	2:D:762:NAG:O7	2.38	0.42
1:D:503:TYR:HD1	1:D:532:VAL:HG21	1.85	0.42
1:D:731:PHE:O	1:D:732:ARG:C	2.57	0.42
1:E:446:ARG:NH1	1:E:602:THR:HA	2.35	0.42
1:F:556:CYS:C	1:F:558:CYS:H	2.22	0.42
1:F:753:VAL:HG12	1:F:754:TRP:N	2.34	0.42
1:G:190:ILE:CG2	1:G:191:GLN:N	2.83	0.42
1:G:588:ARG:HG3	1:G:588:ARG:NH1	2.34	0.42
1:H:239:THR:O	1:H:241:LYS:N	2.53	0.42
1:H:731:PHE:HA	1:H:734:GLN:OE1	2.19	0.42
1:A:145:LYS:O	1:A:148:ASN:N	2.52	0.42
1:A:686:LEU:HD23	1:A:699:HIS:N	2.34	0.42
1:B:402:TYR:CD1	1:B:402:TYR:N	2.88	0.42
1:C:537:LEU:O	1:C:537:LEU:HD13	2.19	0.42
1:D:143:THR:O	1:D:147:LEU:HG	2.18	0.42
1:E:222:TYR:CE2	1:E:308:PRO:HG3	2.54	0.42
1:E:446:ARG:NH1	1:E:601:LEU:O	2.52	0.42

Continued on next page...

Continued from previous page...

Atom-1	Atom-2	Interatomic distance (Å)	Clash overlap (Å)
1:F:221:ALA:O	1:F:301:ALA:HB3	2.19	0.42
1:F:326:SER:N	1:F:329:LEU:HD13	2.33	0.42
1:F:509:THR:C	1:F:511:GLN:N	2.72	0.42
1:G:353:CYS:HA	1:G:354:PRO:HD3	1.74	0.42
1:G:488:VAL:HG13	1:G:586:VAL:CG1	2.48	0.42
1:G:555:PHE:CZ	1:G:594:ALA:HB2	2.54	0.42
1:H:133:GLU:HA	1:H:136:ASP:HB2	2.00	0.42
1:H:187:PHE:CZ	1:H:385:LYS:HG3	2.55	0.42
1:H:206:ASN:O	1:H:206:ASN:OD1	2.38	0.42
1:H:236:ASN:HB2	1:H:357:TRP:NE1	2.34	0.42
1:H:392:VAL:HG12	1:H:449:ILE:HB	2.01	0.42
1:H:649:PHE:O	1:H:652:ALA:HB3	2.19	0.42
1:A:327:SER:N	1:A:329:LEU:HD12	2.34	0.42
1:A:488:VAL:HG13	1:A:586:VAL:CG1	2.49	0.42
1:A:669:PHE:CE2	1:B:668:ARG:HD2	2.55	0.42
1:B:283:MET:HG3	1:B:297:PHE:CE1	2.54	0.42
1:B:353:CYS:HA	1:B:354:PRO:HD3	1.75	0.42
1:B:588:ARG:HD3	1:B:589:ALA:N	2.34	0.42
1:B:699:HIS:CD2	1:B:702:TRP:H	2.36	0.42
1:C:188:VAL:HB	1:C:307:ASP:HB2	2.01	0.42
1:C:509:THR:C	1:C:511:GLN:H	2.22	0.42
1:C:618:LEU:HD21	1:C:742:ILE:CG2	2.49	0.42
1:D:651:ARG:HG2	1:D:651:ARG:HH11	1.84	0.42
1:E:184:ASP:OD2	1:E:186:HIS:NE2	2.53	0.42
1:E:190:ILE:HG23	1:E:191:GLN:N	2.35	0.42
1:E:357:TRP:HE1	1:E:365:MET:CE	2.33	0.42
1:E:398:GLU:N	1:E:399:PRO:CD	2.83	0.42
1:E:565:TYR:CD2	1:E:565:TYR:N	2.84	0.42
1:E:743:GLN:O	1:E:746:ALA:HB3	2.19	0.42
1:F:203:VAL:CG2	1:F:204:ASP:N	2.81	0.42
1:F:224:LYS:HB3	1:F:332:ILE:C	2.39	0.42
1:F:359:THR:CG2	1:F:360:ASP:H	2.05	0.42
1:F:483:ASN:ND2	1:F:540:ALA:HB3	2.35	0.42
1:F:721:GLN:C	1:F:723:ASN:H	2.22	0.42
1:F:732:ARG:NH1	1:F:732:ARG:CG	2.83	0.42
1:G:203:VAL:HA	1:G:208:ARG:HA	2.02	0.42
1:G:392:VAL:HG12	1:G:449:ILE:HG13	2.01	0.42
1:G:641:TRP:CH2	1:H:316:PHE:HB3	2.54	0.42
1:G:654:SER:CA	1:G:657:THR:HG22	2.48	0.42
1:G:708:THR:HG22	1:G:711:ALA:N	2.14	0.42
1:G:708:THR:CG2	1:G:711:ALA:H	2.16	0.42

Continued on next page...

Continued from previous page...

Atom-1	Atom-2	Interatomic distance (Å)	Clash overlap (Å)
1:A:300:HIS:NE2	1:A:458:PHE:C	2.73	0.42
1:A:649:PHE:O	1:A:652:ALA:HB3	2.20	0.42
1:B:208:ARG:HD3	1:B:208:ARG:H	1.84	0.42
1:C:153:VAL:O	1:C:155:ARG:N	2.50	0.42
1:C:262:ILE:HD11	1:C:267:LYS:HG2	2.01	0.42
1:C:264:PHE:O	1:C:268:VAL:HG23	2.19	0.42
1:C:306:GLY:CA	1:C:461:VAL:HA	2.31	0.42
1:C:654:SER:CA	1:C:657:THR:HG22	2.48	0.42
1:C:690:VAL:CG2	1:C:698:ARG:HG2	2.49	0.42
1:D:194:ASP:HB2	1:D:380:VAL:HG13	2.00	0.42
1:D:201:ILE:HD12	1:D:202:ILE:N	2.34	0.42
1:D:327:SER:N	1:D:329:LEU:HD12	2.34	0.42
1:D:446:ARG:NH1	1:D:602:THR:HA	2.34	0.42
1:D:482:ILE:HG22	1:D:483:ASN:N	2.35	0.42
1:E:180:LYS:HD2	1:E:180:LYS:H	1.85	0.42
1:E:190:ILE:HG13	1:E:458:PHE:CE2	2.54	0.42
1:E:221:ALA:O	1:E:301:ALA:HB3	2.19	0.42
1:E:233:VAL:HG12	1:E:234:HIS:N	2.34	0.42
1:E:348:ASN:N	1:E:348:ASN:ND2	2.67	0.42
1:E:588:ARG:HD3	1:E:589:ALA:N	2.35	0.42
1:E:732:ARG:NH1	1:E:732:ARG:CG	2.82	0.42
1:F:146:LEU:C	1:F:148:ASN:H	2.23	0.42
1:F:349:MET:HB2	1:F:364:ARG:CB	2.50	0.42
1:F:526:SER:O	1:G:533:GLU:HG3	2.20	0.42
1:F:650:PHE:CG	1:G:657:THR:HG21	2.54	0.42
1:G:700:VAL:HG23	1:G:701:PHE:HD1	1.84	0.42
1:G:720:LYS:C	1:G:722:ASN:H	2.23	0.42
1:H:238:GLY:HA2	1:H:257:VAL:CG1	2.49	0.42
1:H:270:ASN:O	1:H:274:LEU:HD23	2.19	0.42
1:H:300:HIS:O	1:H:301:ALA:CB	2.68	0.42
1:H:353:CYS:HA	1:H:354:PRO:HD3	1.77	0.42
1:H:618:LEU:HD11	1:H:742:ILE:CD1	2.49	0.42
1:A:208:ARG:O	1:A:208:ARG:CD	2.63	0.42
1:A:238:GLY:HA2	1:A:257:VAL:CG1	2.49	0.42
1:A:603:HIS:CD2	1:A:603:HIS:C	2.91	0.42
1:B:131:LEU:HD22	1:B:599:ILE:HD11	2.01	0.42
1:B:654:SER:HA	1:C:650:PHE:CD2	2.54	0.42
1:B:721:GLN:C	1:B:723:ASN:H	2.23	0.42
1:C:308:PRO:CG	1:C:329:LEU:HD21	2.50	0.42
1:C:390:PHE:HD2	1:C:449:ILE:HD11	1.85	0.42
1:C:445:SER:N	1:C:602:THR:HG22	2.35	0.42

Continued on next page...

Continued from previous page...

Atom-1	Atom-2	Interatomic distance (Å)	Clash overlap (Å)
1:C:720:LYS:C	1:C:722:ASN:H	2.23	0.42
1:D:179:SER:O	1:D:180:LYS:C	2.58	0.42
1:D:221:ALA:O	1:D:223:SER:N	2.53	0.42
1:D:326:SER:N	1:D:329:LEU:HD13	2.35	0.42
1:D:555:PHE:HZ	1:D:594:ALA:HB2	1.85	0.42
1:E:646:ARG:NH1	1:E:646:ARG:CG	2.79	0.42
1:F:513:VAL:HG22	1:F:592:GLU:HG2	2.00	0.42
1:G:146:LEU:C	1:G:148:ASN:H	2.23	0.42
1:G:390:PHE:HD2	1:G:449:ILE:HD11	1.84	0.42
1:H:390:PHE:CD2	1:H:449:ILE:HD11	2.54	0.42
1:H:654:SER:HA	1:H:657:THR:CG2	2.49	0.42
1:H:720:LYS:C	1:H:722:ASN:H	2.23	0.42
1:A:181:VAL:HA	1:A:391:GLY:HA2	2.00	0.42
1:A:308:PRO:HB2	1:A:329:LEU:HD11	2.01	0.42
1:A:402:TYR:CD1	1:A:402:TYR:N	2.87	0.42
1:A:402:TYR:HB3	1:A:449:ILE:HG22	2.01	0.42
1:A:555:PHE:CZ	1:A:594:ALA:HB2	2.55	0.42
1:A:721:GLN:C	1:A:723:ASN:H	2.22	0.42
1:A:753:VAL:HG12	1:A:754:TRP:N	2.35	0.42
1:B:148:ASN:HD21	1:B:416:ALA:HB2	1.85	0.42
1:B:221:ALA:O	1:B:223:SER:N	2.53	0.42
1:B:406:GLY:HA2	1:B:451:ALA:O	2.20	0.42
1:B:491:THR:HB	1:B:517:VAL:HG21	2.02	0.42
1:C:190:ILE:CG2	1:C:191:GLN:N	2.83	0.42
1:D:145:LYS:O	1:D:148:ASN:N	2.52	0.42
1:D:197:GLN:NE2	1:D:215:ASN:HB3	2.35	0.42
1:D:300:HIS:O	1:D:301:ALA:CB	2.68	0.42
1:D:479:PHE:CD1	1:D:607:LEU:HD21	2.55	0.42
1:E:467:LEU:C	1:E:469:GLY:N	2.70	0.42
1:E:546:ALA:O	1:E:697:PHE:HA	2.20	0.42
1:E:603:HIS:CE1	1:E:604:ASP:OD2	2.72	0.42
1:E:700:VAL:HG23	1:E:701:PHE:CD1	2.55	0.42
1:F:607:LEU:HD12	1:F:678:VAL:HG11	2.02	0.42
1:G:153:VAL:O	1:G:155:ARG:N	2.50	0.42
1:G:588:ARG:HD3	1:G:589:ALA:N	2.34	0.42
1:G:668:ARG:HD2	1:H:669:PHE:CD2	2.54	0.42
1:G:716:LEU:HD13	1:G:731:PHE:CZ	2.55	0.42
1:G:754:TRP:HA	1:G:754:TRP:CE3	2.54	0.42
1:H:203:VAL:O	1:H:372:ASN:OD1	2.38	0.42
1:H:348:ASN:N	1:H:348:ASN:ND2	2.66	0.42
1:H:759:GLU:HG3	1:H:760:PHE:H	1.84	0.42

Continued on next page...

Continued from previous page...

Atom-1	Atom-2	Interatomic distance (Å)	Clash overlap (Å)
1:A:124:TRP:CH2	1:A:596:GLN:HG2	2.54	0.42
1:A:202:ILE:HG13	1:A:213:VAL:HG21	2.01	0.42
1:A:402:TYR:CE1	1:B:753:VAL:HG11	2.55	0.42
1:B:123:TYR:CG	1:C:630:ALA:HB2	2.55	0.42
1:C:370:SER:OG	1:C:371:LYS:HG3	2.20	0.42
1:C:376:THR:HG23	1:C:376:THR:O	2.20	0.42
1:C:637:LEU:CD1	1:C:731:PHE:HE2	2.33	0.42
1:C:664:GLU:O	1:C:666:THR:N	2.51	0.42
1:C:716:LEU:HD13	1:C:731:PHE:CZ	2.55	0.42
1:D:611:TYR:OH	1:D:657:THR:HA	2.20	0.42
1:D:700:VAL:HG23	1:D:701:PHE:CD1	2.54	0.42
1:E:206:ASN:O	1:E:207:GLY:O	2.37	0.42
1:E:737:LEU:CD1	1:F:693:LYS:HE2	2.49	0.42
1:F:509:THR:C	1:F:511:GLN:H	2.22	0.42
1:F:737:LEU:C	1:F:739:THR:N	2.73	0.42
1:G:148:ASN:HD21	1:G:416:ALA:HB2	1.84	0.42
1:G:262:ILE:HD11	1:G:267:LYS:HG2	2.01	0.42
1:G:580:ILE:HG23	1:G:583:LEU:HB2	2.01	0.42
1:H:278:GLY:N	1:H:332:ILE:HG23	2.27	0.42
1:H:308:PRO:HB2	1:H:329:LEU:HD11	2.02	0.42
1:H:308:PRO:HG2	1:H:309:TYR:CE1	2.54	0.42
1:H:610:ASP:HB3	1:H:613:GLU:HG2	2.01	0.42
1:A:564:PRO:HG2	1:A:565:TYR:CD2	2.54	0.42
1:C:221:ALA:O	1:C:223:SER:N	2.53	0.42
1:C:737:LEU:C	1:C:739:THR:N	2.73	0.42
1:D:146:LEU:C	1:D:148:ASN:H	2.23	0.42
1:D:190:ILE:CG2	1:D:191:GLN:N	2.83	0.42
1:D:349:MET:HA	1:D:367:THR:CA	2.50	0.42
1:D:664:GLU:C	1:D:666:THR:N	2.72	0.42
1:D:686:LEU:HD23	1:D:699:HIS:N	2.35	0.42
1:D:758:ASN:N	1:D:758:ASN:ND2	2.65	0.42
1:E:232:LEU:HA	1:E:254:ILE:O	2.19	0.42
1:E:483:ASN:ND2	1:E:540:ALA:HB3	2.34	0.42
1:E:483:ASN:HD21	1:E:540:ALA:HB3	1.85	0.42
1:E:555:PHE:HZ	1:E:594:ALA:HB2	1.84	0.42
1:F:240:LYS:HA	1:F:262:ILE:HD13	2.00	0.42
1:F:402:TYR:CD1	1:F:402:TYR:N	2.87	0.42
1:F:411:ALA:HA	1:F:457:ASP:OD2	2.20	0.42
1:G:351:GLY:O	1:G:364:ARG:HB3	2.19	0.42
1:H:278:GLY:N	1:H:332:ILE:CG2	2.81	0.42
1:H:539:ASN:HD22	1:H:539:ASN:C	2.22	0.42

Continued on next page...

Continued from previous page...

Atom-1	Atom-2	Interatomic distance (Å)	Clash overlap (Å)
1:A:193:LYS:HA	1:A:379:ASN:OD1	2.20	0.41
1:A:204:ASP:C	1:A:206:ASN:N	2.71	0.41
1:A:488:VAL:HG11	1:A:583:LEU:HD12	2.02	0.41
1:A:720:LYS:C	1:A:722:ASN:H	2.22	0.41
1:B:415:GLY:HA2	1:B:571:ASP:CG	2.40	0.41
1:C:446:ARG:HH12	1:C:602:THR:HA	1.85	0.41
1:C:683:TYR:CD1	1:C:686:LEU:HD12	2.55	0.41
1:D:250:VAL:O	1:D:252:GLY:N	2.53	0.41
1:D:307:ASP:N	1:D:461:VAL:HG13	2.35	0.41
1:D:376:THR:HG23	1:D:376:THR:O	2.20	0.41
1:D:669:PHE:C	1:D:669:PHE:CD1	2.92	0.41
1:D:682:GLU:OE2	1:D:699:HIS:CE1	2.73	0.41
1:D:699:HIS:CD2	1:D:702:TRP:CD1	3.08	0.41
1:E:392:VAL:HG12	1:E:449:ILE:CB	2.50	0.41
1:F:176:PHE:CE1	1:F:431:GLN:HB2	2.54	0.41
1:F:197:GLN:NE2	1:F:215:ASN:HB3	2.34	0.41
1:F:415:GLY:HA2	1:F:571:ASP:CG	2.40	0.41
1:F:699:HIS:CD2	1:F:702:TRP:CD1	3.08	0.41
1:G:131:LEU:HD22	1:G:599:ILE:HD11	2.02	0.41
1:G:145:LYS:O	1:G:148:ASN:N	2.53	0.41
1:G:188:VAL:HB	1:G:307:ASP:HB2	2.01	0.41
1:G:238:GLY:HA2	1:G:257:VAL:CG1	2.50	0.41
1:G:240:LYS:C	1:G:242:ASP:N	2.72	0.41
1:G:719:ARG:CG	1:G:719:ARG:NH1	2.80	0.41
1:G:753:VAL:HG12	1:G:754:TRP:N	2.35	0.41
1:H:124:TRP:HH2	1:H:596:GLN:HG2	1.85	0.41
1:H:603:HIS:CD2	1:H:603:HIS:C	2.93	0.41
1:H:754:TRP:HA	1:H:754:TRP:HE3	1.85	0.41
1:A:238:GLY:HA2	1:A:257:VAL:CB	2.50	0.41
1:A:349:MET:HB2	1:A:364:ARG:CB	2.51	0.41
1:A:637:LEU:HD21	1:A:732:ARG:HE	1.85	0.41
1:A:667:ASP:CB	1:A:670:VAL:HG22	2.40	0.41
1:B:188:VAL:HG23	1:B:190:ILE:HD13	2.02	0.41
1:B:467:LEU:C	1:B:469:GLY:N	2.73	0.41
1:B:553:VAL:HG11	1:B:597:PHE:CD2	2.54	0.41
1:B:730:LEU:HG	1:B:734:GLN:OE1	2.19	0.41
1:C:253:SER:C	1:C:277:ILE:HD12	2.41	0.41
1:C:556:CYS:C	1:C:558:CYS:H	2.23	0.41
1:C:700:VAL:HG23	1:C:701:PHE:HD1	1.84	0.41
1:D:445:SER:N	1:D:602:THR:HG22	2.35	0.41
1:E:488:VAL:HG13	1:E:586:VAL:CG1	2.50	0.41

Continued on next page...

Continued from previous page...

Atom-1	Atom-2	Interatomic distance (Å)	Clash overlap (Å)
1:E:637:LEU:CD1	1:E:731:PHE:HE2	2.33	0.41
1:E:731:PHE:HA	1:E:734:GLN:OE1	2.20	0.41
1:F:190:ILE:CG2	1:F:191:GLN:N	2.82	0.41
1:F:532:VAL:HB	1:G:529:ALA:HB3	2.02	0.41
1:F:700:VAL:HG11	1:F:741:THR:HG21	2.01	0.41
1:G:190:ILE:HG23	1:G:191:GLN:N	2.36	0.41
1:G:237:PHE:O	1:G:238:GLY:C	2.58	0.41
1:G:349:MET:CB	1:G:367:THR:HA	2.51	0.41
1:G:564:PRO:HG2	1:G:565:TYR:CD2	2.54	0.41
1:G:709:LEU:CB	1:G:710:PRO:HD3	2.48	0.41
1:H:514:LYS:HA	1:H:521:PHE:HA	2.02	0.41
1:A:668:ARG:HD2	1:B:669:PHE:CG	2.55	0.41
1:B:351:GLY:O	1:B:364:ARG:HB3	2.20	0.41
1:B:370:SER:OG	1:B:371:LYS:HG3	2.20	0.41
1:B:514:LYS:HA	1:B:521:PHE:HA	2.02	0.41
1:B:721:GLN:O	1:B:723:ASN:N	2.53	0.41
1:C:202:ILE:HG13	1:C:213:VAL:HG21	2.03	0.41
1:C:240:LYS:C	1:C:242:ASP:N	2.72	0.41
1:C:298:PHE:HB2	1:C:412:TRP:CD2	2.55	0.41
1:C:402:TYR:HB3	1:C:449:ILE:HG22	2.02	0.41
1:C:568:THR:C	1:C:570:MET:H	2.23	0.41
1:D:174:ARG:HG2	1:D:174:ARG:HH11	1.86	0.41
1:D:232:LEU:HB2	1:D:373:VAL:CG1	2.50	0.41
1:D:654:SER:CA	1:D:657:THR:HG22	2.50	0.41
1:E:190:ILE:CG2	1:E:191:GLN:N	2.81	0.41
1:E:565:TYR:HE1	1:E:575:GLU:HB3	1.82	0.41
1:E:641:TRP:CD2	1:F:316:PHE:HD2	2.39	0.41
1:E:664:GLU:CD	1:E:664:GLU:N	2.68	0.41
1:E:698:ARG:HA	1:E:707:HIS:HE2	1.85	0.41
1:F:449:ILE:HG23	1:F:449:ILE:O	2.20	0.41
1:F:513:VAL:HB	1:F:522:LEU:HD12	2.02	0.41
1:G:143:THR:O	1:G:147:LEU:HG	2.20	0.41
1:G:398:GLU:N	1:G:399:PRO:CD	2.83	0.41
1:G:503:TYR:HD1	1:G:532:VAL:HG21	1.85	0.41
1:H:161:LYS:HA	1:H:164:ASN:ND2	2.22	0.41
1:H:238:GLY:CA	1:H:257:VAL:HB	2.49	0.41
1:H:300:HIS:NE2	1:H:458:PHE:C	2.72	0.41
1:H:503:TYR:HD1	1:H:532:VAL:HG21	1.85	0.41
1:A:148:ASN:HD21	1:A:416:ALA:HB2	1.86	0.41
1:A:306:GLY:N	1:A:459:GLY:O	2.53	0.41
1:A:398:GLU:N	1:A:399:PRO:CD	2.84	0.41

Continued on next page...

Continued from previous page...

Atom-1	Atom-2	Interatomic distance (Å)	Clash overlap (Å)
1:A:619:LEU:HD23	1:A:619:LEU:C	2.40	0.41
1:A:754:TRP:NE1	1:B:449:ILE:HD12	2.35	0.41
2:A:761:NAG:O7	2:A:761:NAG:H3	2.20	0.41
1:B:240:LYS:C	1:B:242:ASP:N	2.72	0.41
1:B:386:ILE:HG22	1:B:454:SER:HB3	2.02	0.41
1:B:498:ALA:CB	1:B:553:VAL:HA	2.50	0.41
1:B:566:LEU:HD12	1:B:566:LEU:HA	1.92	0.41
1:B:709:LEU:CB	1:B:710:PRO:HD3	2.51	0.41
1:C:208:ARG:O	1:C:209:LEU:CD1	2.61	0.41
1:C:310:THR:OG1	1:C:465:GLU:OE1	2.39	0.41
1:C:488:VAL:HG13	1:C:586:VAL:CG1	2.51	0.41
1:C:509:THR:C	1:C:511:GLN:N	2.74	0.41
1:C:669:PHE:CD2	1:D:668:ARG:HD2	2.56	0.41
1:D:232:LEU:CD1	1:D:256:ILE:HG13	2.49	0.41
1:E:232:LEU:HB2	1:E:373:VAL:CG1	2.49	0.41
1:E:237:PHE:O	1:E:238:GLY:C	2.57	0.41
1:E:308:PRO:HG2	1:E:309:TYR:CE1	2.55	0.41
1:F:211:TYR:CD2	1:F:213:VAL:N	2.89	0.41
1:F:214:GLU:C	1:F:216:PRO:HD3	2.40	0.41
1:F:239:THR:O	1:F:241:LYS:N	2.54	0.41
1:F:240:LYS:C	1:F:242:ASP:N	2.72	0.41
1:F:280:LEU:C	1:F:281:ILE:HD12	2.40	0.41
1:F:444:PRO:CB	1:F:602:THR:HG21	2.41	0.41
1:F:589:ALA:O	1:F:592:GLU:N	2.53	0.41
1:G:187:PHE:CZ	1:G:385:LYS:HG3	2.55	0.41
1:H:190:ILE:HG23	1:H:191:GLN:N	2.34	0.41
1:H:232:LEU:CD1	1:H:254:ILE:HG22	2.50	0.41
1:H:349:MET:HA	1:H:367:THR:CA	2.49	0.41
1:A:641:TRP:CZ2	2:B:762:NAG:H82	2.56	0.41
1:B:213:VAL:HG11	1:B:345:LEU:CD2	2.47	0.41
1:B:237:PHE:O	1:B:238:GLY:C	2.59	0.41
1:B:528:TRP:CH2	1:C:500:PRO:HA	2.56	0.41
1:B:654:SER:HA	1:B:657:THR:CG2	2.50	0.41
1:C:191:GLN:HB3	1:C:222:TYR:H	1.85	0.41
1:C:254:ILE:HG22	1:C:255:VAL:N	2.35	0.41
1:C:402:TYR:CD1	1:C:402:TYR:N	2.88	0.41
1:D:203:VAL:HG23	1:D:207:GLY:O	2.21	0.41
1:D:398:GLU:N	1:D:399:PRO:CD	2.83	0.41
1:D:516:PRO:HG3	1:D:586:VAL:HA	2.02	0.41
1:D:639:LEU:O	1:D:643:TYR:CD1	2.73	0.41
1:E:201:ILE:HD12	1:E:202:ILE:N	2.35	0.41

Continued on next page...

Continued from previous page...

Atom-1	Atom-2	Interatomic distance (Å)	Clash overlap (Å)
1:E:236:ASN:O	1:E:243:PHE:HD1	2.04	0.41
1:E:280:LEU:HA	1:E:335:GLN:O	2.19	0.41
1:E:585:LYS:O	1:E:588:ARG:HB3	2.20	0.41
1:F:188:VAL:HG23	1:F:190:ILE:HD13	2.01	0.41
1:F:284:ASP:OD1	1:F:287:LYS:HB2	2.21	0.41
1:F:588:ARG:HG3	1:F:588:ARG:NH1	2.35	0.41
1:G:238:GLY:C	1:G:240:LYS:N	2.72	0.41
2:G:761:NAG:O7	2:G:761:NAG:H3	2.20	0.41
2:G:762:NAG:H82	1:H:641:TRP:CZ2	2.56	0.41
1:H:169:VAL:HG13	1:H:427:LEU:HD21	2.03	0.41
1:H:222:TYR:CD2	1:H:308:PRO:HG3	2.56	0.41
1:H:280:LEU:N	1:H:280:LEU:HD22	2.36	0.41
1:H:721:GLN:C	1:H:723:ASN:H	2.23	0.41
1:H:737:LEU:C	1:H:739:THR:N	2.74	0.41
1:A:198:ASN:OD1	1:A:377:VAL:HA	2.19	0.41
1:A:280:LEU:N	1:A:280:LEU:HD22	2.36	0.41
1:A:348:ASN:N	1:A:348:ASN:ND2	2.67	0.41
1:A:664:GLU:C	1:A:666:THR:N	2.74	0.41
1:B:123:TYR:O	1:B:126:ASP:HB2	2.20	0.41
1:B:201:ILE:HD13	1:B:211:TYR:C	2.41	0.41
1:B:619:LEU:HD13	1:C:612:GLU:CD	2.40	0.41
1:B:720:LYS:C	1:B:722:ASN:H	2.24	0.41
1:C:351:GLY:O	1:C:364:ARG:HB3	2.20	0.41
1:C:539:ASN:C	1:C:539:ASN:ND2	2.74	0.41
1:C:553:VAL:HG11	1:C:597:PHE:CD2	2.56	0.41
1:C:669:PHE:CE2	1:D:668:ARG:HD2	2.55	0.41
2:C:761:NAG:O7	2:C:761:NAG:H3	2.20	0.41
1:D:488:VAL:HG11	1:D:583:LEU:HD12	2.01	0.41
1:D:721:GLN:C	1:D:723:ASN:H	2.23	0.41
2:D:761:NAG:O7	2:D:761:NAG:H3	2.21	0.41
1:E:212:LEU:HG	1:E:212:LEU:O	2.20	0.41
1:E:444:PRO:CB	1:E:602:THR:HG21	2.38	0.41
1:E:535:LEU:HD22	1:E:535:LEU:N	2.35	0.41
1:E:568:THR:C	1:E:570:MET:H	2.22	0.41
1:E:655:ARG:O	1:E:658:THR:N	2.52	0.41
1:F:250:VAL:O	1:F:252:GLY:N	2.53	0.41
1:F:307:ASP:HB3	1:F:310:THR:HG23	2.02	0.41
1:F:351:GLY:O	1:F:364:ARG:HB3	2.20	0.41
1:G:287:LYS:HB3	1:G:288:PHE:CD1	2.56	0.41
1:G:639:LEU:O	1:G:643:TYR:CD1	2.74	0.41
1:G:664:GLU:CD	1:G:664:GLU:N	2.70	0.41

Continued on next page...

Continued from previous page...

Atom-1	Atom-2	Interatomic distance (Å)	Clash overlap (Å)
1:H:568:THR:C	1:H:570:MET:H	2.24	0.41
1:A:317:ASN:OD1	2:A:762:NAG:O7	2.39	0.41
1:A:730:LEU:O	1:A:734:GLN:HG3	2.21	0.41
1:A:740:TRP:CH2	1:B:314:PRO:HB2	2.55	0.41
1:B:585:LYS:O	1:B:588:ARG:HB3	2.21	0.41
1:B:754:TRP:HE3	1:B:754:TRP:HA	1.84	0.41
1:C:127:LEU:N	1:C:127:LEU:CD2	2.83	0.41
1:C:377:VAL:O	1:C:377:VAL:HG23	2.20	0.41
1:C:392:VAL:HG12	1:C:449:ILE:HB	2.02	0.41
1:C:398:GLU:N	1:C:399:PRO:CD	2.83	0.41
1:C:712:LEU:HD23	1:C:712:LEU:C	2.41	0.41
1:D:360:ASP:O	1:D:361:SER:O	2.39	0.41
1:D:610:ASP:HB3	1:D:613:GLU:CG	2.50	0.41
1:E:146:LEU:C	1:E:148:ASN:H	2.24	0.41
1:E:210:VAL:CG1	1:E:211:TYR:N	2.77	0.41
1:E:232:LEU:HD13	1:E:254:ILE:CG2	2.51	0.41
1:E:235:ALA:O	1:E:236:ASN:C	2.58	0.41
1:E:449:ILE:HG23	1:E:449:ILE:O	2.21	0.41
1:E:654:SER:HA	1:E:657:THR:CG2	2.50	0.41
1:E:754:TRP:HA	1:E:754:TRP:HE3	1.86	0.41
1:F:471:LEU:HD13	1:F:547:TYR:HH	1.86	0.41
1:G:174:ARG:HH11	1:G:174:ARG:HG2	1.86	0.41
1:G:232:LEU:CD1	1:G:256:ILE:HG13	2.51	0.41
1:G:402:TYR:N	1:G:402:TYR:CD1	2.88	0.41
1:G:719:ARG:HD3	1:G:726:PHE:CE2	2.55	0.41
1:H:307:ASP:HB3	1:H:310:THR:HG23	2.01	0.41
1:A:188:VAL:HB	1:A:307:ASP:HB2	2.03	0.41
1:A:335:GLN:NE2	1:A:336:THR:N	2.68	0.41
1:B:253:SER:C	1:B:277:ILE:HD12	2.41	0.41
1:B:326:SER:N	1:B:329:LEU:HD13	2.35	0.41
1:B:327:SER:N	1:B:329:LEU:HD12	2.35	0.41
1:B:359:THR:CG2	1:B:360:ASP:H	2.02	0.41
1:B:488:VAL:HG21	1:B:587:ALA:HA	2.02	0.41
1:B:650:PHE:CD2	1:C:654:SER:HA	2.56	0.41
1:C:316:PHE:HB3	1:D:641:TRP:CH2	2.56	0.41
1:C:555:PHE:HZ	1:C:594:ALA:HB2	1.85	0.41
1:D:237:PHE:HD2	1:D:258:ARG:HB2	1.84	0.41
1:D:280:LEU:HA	1:D:335:GLN:O	2.21	0.41
1:E:187:PHE:HB2	1:E:316:PHE:O	2.21	0.41
1:E:314:PRO:HB2	1:F:740:TRP:CH2	2.55	0.41
1:E:349:MET:HG2	1:E:367:THR:HG22	2.03	0.41

Continued on next page...

Continued from previous page...

Atom-1	Atom-2	Interatomic distance (Å)	Clash overlap (Å)
1:E:491:THR:HB	1:E:517:VAL:HG21	2.03	0.41
1:F:229:THR:HB	1:F:374:LYS:HB2	2.03	0.41
1:F:415:GLY:HA2	1:F:571:ASP:OD2	2.20	0.41
1:F:723:ASN:N	1:F:723:ASN:HD22	2.18	0.41
1:G:283:MET:HG3	1:G:297:PHE:CE1	2.55	0.41
1:G:349:MET:HA	1:G:367:THR:CA	2.50	0.41
1:G:430:ALA:HA	1:G:450:PHE:CE2	2.56	0.41
1:G:633:LYS:O	1:G:633:LYS:HD3	2.20	0.41
1:G:651:ARG:HG2	1:G:651:ARG:NH1	2.36	0.41
1:H:153:VAL:HG22	1:H:154:PRO:CD	2.50	0.41
1:H:233:VAL:HG12	1:H:234:HIS:N	2.36	0.41
1:H:614:TYR:HA	1:H:617:GLN:HB2	2.01	0.41
1:H:646:ARG:NH1	1:H:646:ARG:CG	2.81	0.41
1:A:153:VAL:O	1:A:155:ARG:N	2.52	0.41
1:A:237:PHE:O	1:A:238:GLY:C	2.59	0.41
1:A:283:MET:HG3	1:A:297:PHE:CE1	2.55	0.41
1:A:335:GLN:NE2	1:A:336:THR:H	2.18	0.41
1:A:360:ASP:O	1:A:361:SER:O	2.39	0.41
1:A:758:ASN:N	1:A:758:ASN:ND2	2.66	0.41
1:B:156:GLU:O	1:B:162:ASP:HB2	2.21	0.41
1:B:190:ILE:HG23	1:B:191:GLN:N	2.36	0.41
1:B:280:LEU:N	1:B:280:LEU:HD22	2.36	0.41
1:B:377:VAL:HG23	1:B:377:VAL:O	2.21	0.41
1:B:564:PRO:HG2	1:B:565:TYR:CD2	2.54	0.41
1:B:698:ARG:HA	1:B:707:HIS:CD2	2.56	0.41
1:B:758:ASN:N	1:B:758:ASN:ND2	2.67	0.41
1:C:154:PRO:HD2	1:C:161:LYS:HZ3	1.86	0.41
1:C:174:ARG:HG2	1:C:174:ARG:HH11	1.85	0.41
1:C:176:PHE:CE1	1:C:431:GLN:HB2	2.56	0.41
1:C:180:LYS:HD2	1:C:180:LYS:H	1.85	0.41
1:C:316:PHE:HB3	1:D:641:TRP:CZ2	2.56	0.41
1:C:327:SER:N	1:C:329:LEU:HD12	2.35	0.41
1:C:499:SER:O	1:C:500:PRO:C	2.59	0.41
1:C:611:TYR:OH	1:C:657:THR:HA	2.21	0.41
1:C:700:VAL:HG11	1:C:741:THR:HG21	2.03	0.41
1:C:735:LEU:HD23	1:C:735:LEU:C	2.41	0.41
1:D:237:PHE:O	1:D:238:GLY:C	2.57	0.41
1:D:264:PHE:H	1:D:264:PHE:HD1	1.69	0.41
1:D:532:VAL:HG12	1:E:528:TRP:HE1	1.86	0.41
1:D:547:TYR:HD1	1:D:696:PRO:O	2.04	0.41
1:D:610:ASP:HB3	1:D:613:GLU:HG2	2.02	0.41

Continued on next page...

Continued from previous page...

Atom-1	Atom-2	Interatomic distance (Å)	Clash overlap (Å)
1:D:749:LEU:O	1:D:749:LEU:CG	2.68	0.41
1:E:173:PHE:HA	1:E:176:PHE:HD2	1.86	0.41
1:E:181:VAL:HA	1:E:391:GLY:HA2	2.02	0.41
1:E:188:VAL:HG23	1:E:190:ILE:HD13	2.02	0.41
1:E:308:PRO:HG3	1:E:329:LEU:HD21	2.02	0.41
1:E:314:PRO:HD2	1:F:740:TRP:CD2	2.56	0.41
1:E:471:LEU:HD22	1:F:689:TYR:CE2	2.56	0.41
1:E:656:LEU:HD21	1:E:678:VAL:HG22	2.03	0.41
1:E:664:GLU:C	1:E:666:THR:N	2.70	0.41
1:E:749:LEU:O	1:E:749:LEU:CG	2.69	0.41
1:F:392:VAL:HG12	1:F:449:ILE:HB	2.01	0.41
1:F:528:TRP:CZ2	1:G:500:PRO:HA	2.56	0.41
1:G:200:VAL:HG23	1:G:213:VAL:HG12	2.02	0.41
1:G:214:GLU:HG2	1:G:215:ASN:N	2.35	0.41
1:G:667:ASP:O	1:G:669:PHE:N	2.53	0.41
1:G:732:ARG:CG	1:G:732:ARG:NH1	2.81	0.41
1:H:156:GLU:O	1:H:162:ASP:HB2	2.20	0.41
1:H:180:LYS:HD2	1:H:180:LYS:H	1.86	0.41
1:H:231:LYS:HB2	1:H:253:SER:HB2	2.03	0.41
1:H:280:LEU:HA	1:H:335:GLN:O	2.21	0.41
1:H:415:GLY:HA2	1:H:571:ASP:OD2	2.21	0.41
1:A:349:MET:HA	1:A:367:THR:CA	2.50	0.41
1:A:430:ALA:HA	1:A:450:PHE:CE2	2.56	0.41
1:A:509:THR:C	1:A:511:GLN:H	2.24	0.41
1:A:568:THR:C	1:A:570:MET:H	2.23	0.41
1:B:193:LYS:HB2	1:B:193:LYS:NZ	2.35	0.41
1:B:222:TYR:CD2	1:B:308:PRO:HG3	2.56	0.41
1:B:235:ALA:O	1:B:236:ASN:C	2.60	0.41
1:B:458:PHE:HB2	1:B:461:VAL:HG21	2.02	0.41
1:B:624:ASP:HB2	1:C:508:LYS:NZ	2.36	0.41
1:C:369:GLU:O	1:C:371:LYS:N	2.54	0.41
1:C:603:HIS:ND1	1:C:604:ASP:OD1	2.55	0.41
1:D:209:LEU:HG	1:D:210:VAL:H	1.86	0.41
1:D:395:GLY:H	1:D:447:SER:HB3	1.85	0.41
1:D:539:ASN:C	1:D:539:ASN:ND2	2.74	0.41
1:D:753:VAL:HG12	1:D:754:TRP:N	2.36	0.41
1:E:377:VAL:HG23	1:E:377:VAL:O	2.21	0.41
1:E:390:PHE:CD2	1:E:449:ILE:HD11	2.55	0.41
1:E:409:ARG:HG2	1:E:409:ARG:NH1	2.36	0.41
1:E:513:VAL:HB	1:E:522:LEU:HD12	2.02	0.41
1:E:633:LYS:O	1:E:633:LYS:HD3	2.20	0.41

Continued on next page...

Continued from previous page...

Atom-1	Atom-2	Interatomic distance (Å)	Clash overlap (Å)
1:F:212:LEU:O	1:F:212:LEU:HD23	2.20	0.41
1:G:308:PRO:HB2	1:G:329:LEU:HD11	2.03	0.41
1:G:360:ASP:O	1:G:361:SER:O	2.39	0.41
1:H:146:LEU:C	1:H:148:ASN:H	2.25	0.41
1:H:179:SER:O	1:H:180:LYS:C	2.58	0.41
1:H:229:THR:HB	1:H:374:LYS:HB2	2.03	0.41
1:H:305:THR:HG23	1:H:305:THR:O	2.21	0.41
1:H:610:ASP:HB3	1:H:613:GLU:CG	2.51	0.41
1:H:639:LEU:O	1:H:643:TYR:CD1	2.73	0.41
1:H:664:GLU:O	1:H:666:THR:N	2.54	0.41
1:A:156:GLU:O	1:A:162:ASP:HB2	2.21	0.40
1:A:351:GLY:O	1:A:364:ARG:HB3	2.21	0.40
1:B:139:ASP:OD1	1:B:141:THR:CG2	2.68	0.40
1:B:349:MET:HB2	1:B:364:ARG:CB	2.50	0.40
1:B:667:ASP:O	1:B:669:PHE:N	2.54	0.40
1:C:295:LEU:HD12	1:C:296:SER:H	1.86	0.40
1:C:316:PHE:HD2	1:D:641:TRP:CD2	2.39	0.40
1:C:513:VAL:HB	1:C:522:LEU:HD12	2.02	0.40
1:D:402:TYR:N	1:D:402:TYR:CD1	2.88	0.40
1:D:753:VAL:HG12	1:D:754:TRP:CG	2.57	0.40
1:E:239:THR:O	1:E:241:LYS:N	2.55	0.40
1:E:316:PHE:HB3	1:F:641:TRP:CH2	2.56	0.40
1:E:316:PHE:HB3	1:F:641:TRP:CZ2	2.56	0.40
1:E:720:LYS:C	1:E:722:ASN:H	2.24	0.40
1:F:222:TYR:CE2	1:F:308:PRO:HG3	2.55	0.40
1:F:386:ILE:HG22	1:F:454:SER:HB3	2.02	0.40
1:F:390:PHE:HD2	1:F:449:ILE:HD11	1.85	0.40
1:F:428:LYS:HA	1:F:428:LYS:HD3	1.82	0.40
1:F:691:SER:HA	1:F:692:PRO:HD3	1.98	0.40
1:G:348:ASN:N	1:G:348:ASN:ND2	2.66	0.40
1:G:514:LYS:HA	1:G:521:PHE:HA	2.02	0.40
1:G:709:LEU:HD12	1:G:709:LEU:HA	1.95	0.40
1:H:204:ASP:C	1:H:206:ASN:H	2.23	0.40
1:H:238:GLY:C	1:H:240:LYS:N	2.73	0.40
1:H:300:HIS:NE2	1:H:459:GLY:N	2.68	0.40
1:H:308:PRO:CG	1:H:329:LEU:HD21	2.51	0.40
1:H:488:VAL:HG11	1:H:583:LEU:HD12	2.02	0.40
1:H:553:VAL:HG11	1:H:597:PHE:CD2	2.56	0.40
1:H:589:ALA:O	1:H:592:GLU:N	2.51	0.40
1:A:238:GLY:CA	1:A:257:VAL:HB	2.51	0.40
1:A:709:LEU:HD12	1:A:709:LEU:HA	1.97	0.40

Continued on next page...

Continued from previous page...

Atom-1	Atom-2	Interatomic distance (Å)	Clash overlap (Å)
1:B:287:LYS:HB3	1:B:288:PHE:CD1	2.56	0.40
1:B:298:PHE:HB2	1:B:412:TRP:CD2	2.57	0.40
1:B:488:VAL:HG11	1:B:583:LEU:HD12	2.02	0.40
1:C:287:LYS:HB3	1:C:288:PHE:CD1	2.56	0.40
1:C:498:ALA:CB	1:C:553:VAL:HA	2.51	0.40
1:C:607:LEU:HD11	1:C:609:LEU:HG	2.01	0.40
1:C:664:GLU:C	1:C:666:THR:N	2.74	0.40
1:E:188:VAL:HB	1:E:307:ASP:HB2	2.03	0.40
1:E:237:PHE:O	1:E:239:THR:N	2.54	0.40
1:E:721:GLN:C	1:E:723:ASN:H	2.24	0.40
1:F:287:LYS:HB3	1:F:288:PHE:CD1	2.56	0.40
1:F:402:TYR:HB3	1:F:449:ILE:HG22	2.03	0.40
1:F:430:ALA:HA	1:F:450:PHE:CE2	2.57	0.40
1:F:669:PHE:CD1	1:F:669:PHE:C	2.95	0.40
1:G:349:MET:HA	1:G:368:SER:H	1.87	0.40
1:G:618:LEU:HD21	1:G:742:ILE:CG2	2.50	0.40
1:H:418:LYS:O	1:H:418:LYS:HG3	2.21	0.40
1:H:603:HIS:ND1	1:H:604:ASP:OD1	2.54	0.40
1:A:235:ALA:O	1:A:236:ASN:C	2.59	0.40
1:A:278:GLY:N	1:A:332:ILE:CG2	2.82	0.40
1:A:516:PRO:HG3	1:A:586:VAL:HA	2.02	0.40
1:A:614:TYR:O	1:A:618:LEU:HB2	2.20	0.40
1:A:759:GLU:HG3	1:A:760:PHE:H	1.85	0.40
1:B:232:LEU:HD11	1:B:256:ILE:CG1	2.51	0.40
1:B:238:GLY:HA2	1:B:257:VAL:HG11	2.02	0.40
1:C:202:ILE:HG13	1:C:213:VAL:CG2	2.51	0.40
1:C:335:GLN:NE2	1:C:336:THR:H	2.20	0.40
1:C:349:MET:HB2	1:C:364:ARG:CB	2.51	0.40
1:D:211:TYR:CD2	1:D:344:LYS:HE3	2.56	0.40
1:D:278:GLY:N	1:D:332:ILE:CG2	2.82	0.40
1:D:308:PRO:HB2	1:D:329:LEU:HD11	2.03	0.40
1:D:377:VAL:HG23	1:D:377:VAL:O	2.22	0.40
1:D:444:PRO:CB	1:D:602:THR:HG21	2.40	0.40
1:D:754:TRP:HA	1:D:754:TRP:HE3	1.86	0.40
1:E:130:LYS:HD2	1:E:130:LYS:HA	1.89	0.40
1:E:184:ASP:N	1:E:388:ASN:O	2.54	0.40
1:E:194:ASP:HB2	1:E:380:VAL:HG13	2.02	0.40
1:E:240:LYS:C	1:E:242:ASP:N	2.71	0.40
1:E:280:LEU:C	1:E:281:ILE:HD12	2.41	0.40
1:E:287:LYS:HB3	1:E:288:PHE:CD1	2.56	0.40
1:E:498:ALA:CB	1:E:553:VAL:HA	2.50	0.40

Continued on next page...

Continued from previous page...

Atom-1	Atom-2	Interatomic distance (Å)	Clash overlap (Å)
1:E:648:ASP:CG	1:E:757:ASP:OD2	2.59	0.40
1:F:193:LYS:HB2	1:F:193:LYS:NZ	2.36	0.40
1:F:235:ALA:O	1:F:236:ASN:C	2.60	0.40
1:F:376:THR:HG23	1:F:376:THR:O	2.22	0.40
1:F:610:ASP:HB3	1:F:613:GLU:CG	2.51	0.40
1:G:280:LEU:HA	1:G:335:GLN:O	2.21	0.40
1:G:667:ASP:CB	1:G:670:VAL:HG22	2.39	0.40
1:H:127:LEU:N	1:H:127:LEU:CD2	2.84	0.40
1:H:130:LYS:HA	1:H:130:LYS:HD2	1.89	0.40
1:H:221:ALA:O	1:H:301:ALA:HB3	2.21	0.40
1:H:317:ASN:HD22	1:H:317:ASN:HA	1.70	0.40
1:H:331:ASN:O	1:H:332:ILE:HD13	2.20	0.40
1:H:509:THR:C	1:H:511:GLN:H	2.24	0.40
1:A:646:ARG:NH1	1:A:646:ARG:CG	2.81	0.40
1:B:130:LYS:HD2	1:B:130:LYS:HA	1.90	0.40
1:B:263:THR:O	1:B:264:PHE:C	2.59	0.40
1:B:398:GLU:N	1:B:399:PRO:CD	2.84	0.40
1:C:270:ASN:O	1:C:274:LEU:HD23	2.22	0.40
1:C:284:ASP:OD1	1:C:287:LYS:HB2	2.22	0.40
1:C:514:LYS:HA	1:C:521:PHE:HA	2.02	0.40
1:D:307:ASP:OD1	1:D:309:TYR:N	2.51	0.40
1:D:528:TRP:HE1	1:E:532:VAL:CG1	2.33	0.40
1:D:650:PHE:CG	1:E:657:THR:HG21	2.57	0.40
1:E:237:PHE:HD2	1:E:258:ARG:HB2	1.84	0.40
1:E:322:PRO:N	1:E:323:PRO:HD3	2.36	0.40
1:E:514:LYS:HA	1:E:521:PHE:HA	2.02	0.40
1:F:237:PHE:O	1:F:239:THR:N	2.54	0.40
1:F:308:PRO:HB2	1:F:329:LEU:HD11	2.03	0.40
1:F:312:GLY:HA2	1:F:547:TYR:OH	2.22	0.40
1:F:491:THR:HB	1:F:517:VAL:HG21	2.03	0.40
1:F:682:GLU:OE2	1:F:699:HIS:CE1	2.74	0.40
1:F:737:LEU:O	1:F:739:THR:N	2.55	0.40
1:G:156:GLU:HA	1:G:411:ALA:O	2.22	0.40
1:G:357:TRP:HE1	1:G:365:MET:CE	2.34	0.40
1:G:668:ARG:HD2	1:H:669:PHE:CE2	2.56	0.40
1:H:398:GLU:N	1:H:399:PRO:CD	2.84	0.40
1:H:612:GLU:O	1:H:614:TYR:N	2.55	0.40
1:A:415:GLY:HA2	1:A:571:ASP:CG	2.42	0.40
1:A:754:TRP:HA	1:A:754:TRP:CE3	2.56	0.40
1:B:390:PHE:CD2	1:B:449:ILE:HD11	2.56	0.40
1:B:723:ASN:C	1:B:723:ASN:HD22	2.25	0.40

Continued on next page...

Continued from previous page...

Atom-1	Atom-2	Interatomic distance (Å)	Clash overlap (Å)
1:B:754:TRP:HA	1:B:754:TRP:CE3	2.56	0.40
1:C:130:LYS:HA	1:C:130:LYS:HD2	1.92	0.40
1:C:449:ILE:HG23	1:C:449:ILE:O	2.22	0.40
1:C:667:ASP:CG	1:C:670:VAL:HG13	2.42	0.40
1:D:409:ARG:HG2	1:D:409:ARG:NH1	2.37	0.40
1:E:497:SER:OG	1:E:533:GLU:HB3	2.21	0.40
1:E:716:LEU:HD13	1:E:731:PHE:CZ	2.56	0.40
1:F:201:ILE:HD11	1:F:211:TYR:O	2.21	0.40
1:F:483:ASN:HD21	1:F:540:ALA:HB3	1.87	0.40
1:F:514:LYS:HA	1:F:521:PHE:HA	2.02	0.40
1:F:553:VAL:CG2	1:F:554:SER:N	2.85	0.40
1:F:719:ARG:CG	1:F:719:ARG:NH1	2.84	0.40
1:G:585:LYS:O	1:G:588:ARG:HB3	2.22	0.40
1:H:370:SER:OG	1:H:371:LYS:HG3	2.21	0.40
1:H:683:TYR:CD1	1:H:686:LEU:HD12	2.56	0.40
1:H:699:HIS:CD2	1:H:702:TRP:H	2.39	0.40
1:H:754:TRP:HA	1:H:754:TRP:CE3	2.56	0.40

There are no symmetry-related clashes.

5.3 Torsion angles [i](#)

5.3.1 Protein backbone [i](#)

In the following table, the Percentiles column shows the percent Ramachandran outliers of the chain as a percentile score with respect to all X-ray entries followed by that with respect to entries of similar resolution.

The Analysed column shows the number of residues for which the backbone conformation was analysed, and the total number of residues.

Mol	Chain	Analysed	Favoured	Allowed	Outliers	Percentiles	
1	A	637/639 (100%)	498 (78%)	101 (16%)	38 (6%)	1	12
1	B	637/639 (100%)	498 (78%)	100 (16%)	39 (6%)	1	12
1	C	637/639 (100%)	498 (78%)	103 (16%)	36 (6%)	1	14
1	D	637/639 (100%)	496 (78%)	106 (17%)	35 (6%)	2	14
1	E	637/639 (100%)	498 (78%)	102 (16%)	37 (6%)	1	13
1	F	637/639 (100%)	498 (78%)	105 (16%)	34 (5%)	2	15
1	G	637/639 (100%)	498 (78%)	101 (16%)	38 (6%)	1	12

Continued on next page...

Continued from previous page...

Mol	Chain	Analysed	Favoured	Allowed	Outliers	Percentiles	
1	H	637/639 (100%)	496 (78%)	108 (17%)	33 (5%)	2	15
All	All	5096/5112 (100%)	3980 (78%)	826 (16%)	290 (6%)	1	14

All (290) Ramachandran outliers are listed below:

Mol	Chain	Res	Type
1	A	206	ASN
1	A	210	VAL
1	A	251	ASN
1	A	330	PRO
1	A	361	SER
1	A	362	THR
1	A	722	ASN
1	A	750	SER
1	A	753	VAL
1	A	759	GLU
1	B	179	SER
1	B	207	GLY
1	B	210	VAL
1	B	251	ASN
1	B	361	SER
1	B	362	THR
1	B	722	ASN
1	B	750	SER
1	B	753	VAL
1	B	759	GLU
1	C	179	SER
1	C	205	LYS
1	C	208	ARG
1	C	210	VAL
1	C	236	ASN
1	C	251	ASN
1	C	361	SER
1	C	362	THR
1	C	722	ASN
1	C	750	SER
1	C	753	VAL
1	C	759	GLU
1	D	210	VAL
1	D	251	ASN
1	D	330	PRO
1	D	361	SER

Continued on next page...

Continued from previous page...

Mol	Chain	Res	Type
1	D	722	ASN
1	D	750	SER
1	D	753	VAL
1	D	759	GLU
1	E	179	SER
1	E	207	GLY
1	E	208	ARG
1	E	210	VAL
1	E	251	ASN
1	E	330	PRO
1	E	361	SER
1	E	362	THR
1	E	750	SER
1	E	753	VAL
1	E	759	GLU
1	F	205	LYS
1	F	210	VAL
1	F	213	VAL
1	F	330	PRO
1	F	361	SER
1	F	362	THR
1	F	722	ASN
1	F	750	SER
1	F	753	VAL
1	F	759	GLU
1	G	179	SER
1	G	207	GLY
1	G	209	LEU
1	G	222	TYR
1	G	251	ASN
1	G	361	SER
1	G	362	THR
1	G	722	ASN
1	G	750	SER
1	G	753	VAL
1	G	759	GLU
1	H	207	GLY
1	H	208	ARG
1	H	210	VAL
1	H	213	VAL
1	H	222	TYR
1	H	251	ASN

Continued on next page...

Continued from previous page...

Mol	Chain	Res	Type
1	H	361	SER
1	H	722	ASN
1	H	750	SER
1	H	753	VAL
1	H	759	GLU
1	A	179	SER
1	A	207	GLY
1	A	209	LEU
1	A	236	ASN
1	A	613	GLU
1	B	213	VAL
1	B	222	TYR
1	B	238	GLY
1	B	278	GLY
1	B	330	PRO
1	B	665	LYS
1	C	207	GLY
1	C	222	TYR
1	C	238	GLY
1	C	239	THR
1	C	330	PRO
1	C	613	GLU
1	C	665	LYS
1	D	179	SER
1	D	209	LEU
1	D	236	ASN
1	D	325	ARG
1	D	362	THR
1	D	665	LYS
1	E	222	TYR
1	E	236	ASN
1	E	237	PHE
1	E	238	GLY
1	E	613	GLU
1	E	665	LYS
1	E	722	ASN
1	F	179	SER
1	F	222	TYR
1	F	236	ASN
1	F	237	PHE
1	F	238	GLY
1	F	251	ASN

Continued on next page...

Continued from previous page...

Mol	Chain	Res	Type
1	F	613	GLU
1	F	665	LYS
1	G	210	VAL
1	G	214	GLU
1	G	236	ASN
1	G	238	GLY
1	G	330	PRO
1	G	665	LYS
1	H	179	SER
1	H	236	ASN
1	H	238	GLY
1	H	330	PRO
1	H	362	THR
1	A	208	ARG
1	A	222	TYR
1	A	237	PHE
1	A	238	GLY
1	A	239	THR
1	A	278	GLY
1	A	322	PRO
1	A	325	ARG
1	A	370	SER
1	A	558	CYS
1	A	581	PRO
1	A	665	LYS
1	B	236	ASN
1	B	237	PHE
1	B	322	PRO
1	B	325	ARG
1	B	581	PRO
1	C	237	PHE
1	C	278	GLY
1	C	322	PRO
1	C	325	ARG
1	C	540	ALA
1	C	581	PRO
1	D	222	TYR
1	D	237	PHE
1	D	238	GLY
1	D	239	THR
1	D	322	PRO
1	D	569	THR

Continued on next page...

Continued from previous page...

Mol	Chain	Res	Type
1	D	581	PRO
1	D	613	GLU
1	E	204	ASP
1	E	278	GLY
1	E	322	PRO
1	E	325	ARG
1	E	558	CYS
1	E	581	PRO
1	F	239	THR
1	F	278	GLY
1	F	322	PRO
1	F	325	ARG
1	F	370	SER
1	F	540	ALA
1	G	237	PHE
1	G	322	PRO
1	G	325	ARG
1	G	370	SER
1	G	558	CYS
1	G	566	LEU
1	G	581	PRO
1	G	613	GLU
1	H	237	PHE
1	H	278	GLY
1	H	322	PRO
1	H	325	ARG
1	H	370	SER
1	H	558	CYS
1	H	566	LEU
1	H	581	PRO
1	H	613	GLU
1	H	665	LYS
1	A	180	LYS
1	A	566	LEU
1	B	204	ASP
1	B	212	LEU
1	B	239	THR
1	B	566	LEU
1	B	613	GLU
1	C	216	PRO
1	C	370	SER
1	C	558	CYS

Continued on next page...

Continued from previous page...

Mol	Chain	Res	Type
1	D	278	GLY
1	D	370	SER
1	D	566	LEU
1	E	239	THR
1	E	370	SER
1	F	581	PRO
1	G	180	LYS
1	G	239	THR
1	G	278	GLY
1	G	569	THR
1	G	668	ARG
1	H	180	LYS
1	H	239	THR
1	A	213	VAL
1	A	507	GLU
1	B	180	LYS
1	B	205	LYS
1	B	240	LYS
1	B	370	SER
1	B	540	ALA
1	B	558	CYS
1	B	668	ARG
1	C	537	LEU
1	C	566	LEU
1	D	180	LYS
1	D	216	PRO
1	D	558	CYS
1	E	153	VAL
1	E	247	TYR
1	E	351	GLY
1	E	507	GLU
1	E	566	LEU
1	E	569	THR
1	E	668	ARG
1	F	180	LYS
1	F	566	LEU
1	G	208	ARG
1	A	153	VAL
1	A	205	LYS
1	A	569	THR
1	B	153	VAL
1	B	247	TYR

Continued on next page...

Continued from previous page...

Mol	Chain	Res	Type
1	B	351	GLY
1	C	153	VAL
1	C	240	LYS
1	D	153	VAL
1	D	205	LYS
1	D	540	ALA
1	D	668	ARG
1	E	180	LYS
1	F	153	VAL
1	F	261	LYS
1	F	351	GLY
1	F	507	GLU
1	G	153	VAL
1	G	540	ALA
1	H	153	VAL
1	B	216	PRO
1	D	213	VAL
1	D	351	GLY
1	G	216	PRO
1	G	351	GLY
1	H	216	PRO
1	H	351	GLY
1	A	216	PRO
1	B	564	PRO
1	C	213	VAL
1	C	351	GLY
1	E	564	PRO
1	G	213	VAL
1	G	564	PRO
1	A	351	GLY
1	C	564	PRO
1	C	756	ILE
1	D	756	ILE
1	F	216	PRO
1	F	564	PRO
1	G	756	ILE
1	H	564	PRO
1	A	564	PRO
1	A	756	ILE
1	B	756	ILE
1	E	216	PRO
1	E	756	ILE

Continued on next page...

Continued from previous page...

Mol	Chain	Res	Type
1	F	756	ILE
1	H	756	ILE

5.3.2 Protein sidechains [i](#)

In the following table, the Percentiles column shows the percent sidechain outliers of the chain as a percentile score with respect to all X-ray entries followed by that with respect to entries of similar resolution.

The Analysed column shows the number of residues for which the sidechain conformation was analysed, and the total number of residues.

Mol	Chain	Analysed	Rotameric	Outliers	Percentiles	
1	A	548/548 (100%)	505 (92%)	43 (8%)	12	43
1	B	548/548 (100%)	507 (92%)	41 (8%)	13	45
1	C	548/548 (100%)	503 (92%)	45 (8%)	11	41
1	D	548/548 (100%)	504 (92%)	44 (8%)	12	42
1	E	548/548 (100%)	508 (93%)	40 (7%)	14	46
1	F	548/548 (100%)	505 (92%)	43 (8%)	12	43
1	G	548/548 (100%)	505 (92%)	43 (8%)	12	43
1	H	548/548 (100%)	508 (93%)	40 (7%)	14	46
All	All	4384/4384 (100%)	4045 (92%)	339 (8%)	13	44

All (339) residues with a non-rotameric sidechain are listed below:

Mol	Chain	Res	Type
1	A	125	ASP
1	A	135	LEU
1	A	148	ASN
1	A	152	TYR
1	A	153	VAL
1	A	181	VAL
1	A	197	GLN
1	A	203	VAL
1	A	204	ASP
1	A	211	TYR
1	A	224	LYS
1	A	277	ILE
1	A	310	THR

Continued on next page...

Continued from previous page...

Mol	Chain	Res	Type
1	A	322	PRO
1	A	325	ARG
1	A	330	PRO
1	A	348	ASN
1	A	353	CYS
1	A	357	TRP
1	A	365	MET
1	A	371	LYS
1	A	418	LYS
1	A	426	LEU
1	A	446	ARG
1	A	457	ASP
1	A	525	ASP
1	A	537	LEU
1	A	539	ASN
1	A	562	ASP
1	A	581	PRO
1	A	582	GLU
1	A	588	ARG
1	A	603	HIS
1	A	606	GLU
1	A	610	ASP
1	A	619	LEU
1	A	646	ARG
1	A	648	ASP
1	A	664	GLU
1	A	723	ASN
1	A	743	GLN
1	A	757	ASP
1	A	758	ASN
1	B	125	ASP
1	B	148	ASN
1	B	152	TYR
1	B	153	VAL
1	B	181	VAL
1	B	197	GLN
1	B	203	VAL
1	B	208	ARG
1	B	224	LYS
1	B	277	ILE
1	B	310	THR
1	B	322	PRO

Continued on next page...

Continued from previous page...

Mol	Chain	Res	Type
1	B	325	ARG
1	B	330	PRO
1	B	348	ASN
1	B	353	CYS
1	B	357	TRP
1	B	365	MET
1	B	371	LYS
1	B	418	LYS
1	B	426	LEU
1	B	446	ARG
1	B	457	ASP
1	B	525	ASP
1	B	537	LEU
1	B	539	ASN
1	B	562	ASP
1	B	581	PRO
1	B	588	ARG
1	B	603	HIS
1	B	606	GLU
1	B	619	LEU
1	B	646	ARG
1	B	648	ASP
1	B	660	PHE
1	B	664	GLU
1	B	723	ASN
1	B	732	ARG
1	B	743	GLN
1	B	757	ASP
1	B	758	ASN
1	C	125	ASP
1	C	135	LEU
1	C	148	ASN
1	C	152	TYR
1	C	153	VAL
1	C	181	VAL
1	C	197	GLN
1	C	203	VAL
1	C	206	ASN
1	C	208	ARG
1	C	211	TYR
1	C	212	LEU
1	C	224	LYS

Continued on next page...

Continued from previous page...

Mol	Chain	Res	Type
1	C	277	ILE
1	C	310	THR
1	C	322	PRO
1	C	325	ARG
1	C	330	PRO
1	C	348	ASN
1	C	353	CYS
1	C	357	TRP
1	C	365	MET
1	C	371	LYS
1	C	418	LYS
1	C	426	LEU
1	C	446	ARG
1	C	457	ASP
1	C	525	ASP
1	C	537	LEU
1	C	539	ASN
1	C	562	ASP
1	C	581	PRO
1	C	588	ARG
1	C	603	HIS
1	C	606	GLU
1	C	619	LEU
1	C	646	ARG
1	C	648	ASP
1	C	664	GLU
1	C	710	PRO
1	C	723	ASN
1	C	732	ARG
1	C	743	GLN
1	C	757	ASP
1	C	758	ASN
1	D	125	ASP
1	D	135	LEU
1	D	148	ASN
1	D	152	TYR
1	D	153	VAL
1	D	181	VAL
1	D	197	GLN
1	D	203	VAL
1	D	208	ARG
1	D	224	LYS

Continued on next page...

Continued from previous page...

Mol	Chain	Res	Type
1	D	277	ILE
1	D	310	THR
1	D	322	PRO
1	D	325	ARG
1	D	330	PRO
1	D	353	CYS
1	D	357	TRP
1	D	365	MET
1	D	371	LYS
1	D	418	LYS
1	D	426	LEU
1	D	446	ARG
1	D	457	ASP
1	D	525	ASP
1	D	537	LEU
1	D	539	ASN
1	D	562	ASP
1	D	581	PRO
1	D	582	GLU
1	D	588	ARG
1	D	603	HIS
1	D	606	GLU
1	D	610	ASP
1	D	619	LEU
1	D	646	ARG
1	D	648	ASP
1	D	664	GLU
1	D	710	PRO
1	D	719	ARG
1	D	723	ASN
1	D	732	ARG
1	D	743	GLN
1	D	757	ASP
1	D	758	ASN
1	E	125	ASP
1	E	135	LEU
1	E	148	ASN
1	E	152	TYR
1	E	153	VAL
1	E	181	VAL
1	E	197	GLN
1	E	203	VAL

Continued on next page...

Continued from previous page...

Mol	Chain	Res	Type
1	E	211	TYR
1	E	224	LYS
1	E	277	ILE
1	E	310	THR
1	E	322	PRO
1	E	325	ARG
1	E	330	PRO
1	E	353	CYS
1	E	357	TRP
1	E	365	MET
1	E	371	LYS
1	E	418	LYS
1	E	426	LEU
1	E	446	ARG
1	E	457	ASP
1	E	525	ASP
1	E	537	LEU
1	E	539	ASN
1	E	562	ASP
1	E	581	PRO
1	E	588	ARG
1	E	603	HIS
1	E	606	GLU
1	E	619	LEU
1	E	646	ARG
1	E	648	ASP
1	E	664	GLU
1	E	723	ASN
1	E	732	ARG
1	E	743	GLN
1	E	757	ASP
1	E	758	ASN
1	F	125	ASP
1	F	135	LEU
1	F	148	ASN
1	F	152	TYR
1	F	153	VAL
1	F	181	VAL
1	F	197	GLN
1	F	203	VAL
1	F	208	ARG
1	F	212	LEU

Continued on next page...

Continued from previous page...

Mol	Chain	Res	Type
1	F	224	LYS
1	F	277	ILE
1	F	310	THR
1	F	322	PRO
1	F	325	ARG
1	F	330	PRO
1	F	348	ASN
1	F	353	CYS
1	F	357	TRP
1	F	365	MET
1	F	371	LYS
1	F	418	LYS
1	F	426	LEU
1	F	446	ARG
1	F	457	ASP
1	F	525	ASP
1	F	537	LEU
1	F	539	ASN
1	F	562	ASP
1	F	581	PRO
1	F	582	GLU
1	F	588	ARG
1	F	603	HIS
1	F	606	GLU
1	F	619	LEU
1	F	646	ARG
1	F	648	ASP
1	F	664	GLU
1	F	710	PRO
1	F	723	ASN
1	F	743	GLN
1	F	757	ASP
1	F	758	ASN
1	G	125	ASP
1	G	135	LEU
1	G	148	ASN
1	G	152	TYR
1	G	153	VAL
1	G	181	VAL
1	G	197	GLN
1	G	203	VAL
1	G	208	ARG

Continued on next page...

Continued from previous page...

Mol	Chain	Res	Type
1	G	224	LYS
1	G	277	ILE
1	G	310	THR
1	G	322	PRO
1	G	325	ARG
1	G	330	PRO
1	G	348	ASN
1	G	353	CYS
1	G	357	TRP
1	G	365	MET
1	G	371	LYS
1	G	418	LYS
1	G	426	LEU
1	G	446	ARG
1	G	457	ASP
1	G	525	ASP
1	G	537	LEU
1	G	539	ASN
1	G	562	ASP
1	G	581	PRO
1	G	588	ARG
1	G	603	HIS
1	G	606	GLU
1	G	619	LEU
1	G	646	ARG
1	G	648	ASP
1	G	664	GLU
1	G	710	PRO
1	G	719	ARG
1	G	723	ASN
1	G	732	ARG
1	G	743	GLN
1	G	757	ASP
1	G	758	ASN
1	H	125	ASP
1	H	135	LEU
1	H	148	ASN
1	H	152	TYR
1	H	153	VAL
1	H	181	VAL
1	H	197	GLN
1	H	203	VAL

Continued on next page...

Continued from previous page...

Mol	Chain	Res	Type
1	H	224	LYS
1	H	277	ILE
1	H	310	THR
1	H	322	PRO
1	H	325	ARG
1	H	330	PRO
1	H	348	ASN
1	H	353	CYS
1	H	357	TRP
1	H	365	MET
1	H	371	LYS
1	H	418	LYS
1	H	426	LEU
1	H	446	ARG
1	H	457	ASP
1	H	525	ASP
1	H	537	LEU
1	H	539	ASN
1	H	562	ASP
1	H	581	PRO
1	H	588	ARG
1	H	603	HIS
1	H	606	GLU
1	H	610	ASP
1	H	619	LEU
1	H	646	ARG
1	H	648	ASP
1	H	664	GLU
1	H	723	ASN
1	H	743	GLN
1	H	757	ASP
1	H	758	ASN

Sometimes sidechains can be flipped to improve hydrogen bonding and reduce clashes. All (146) such sidechains are listed below:

Mol	Chain	Res	Type
1	A	148	ASN
1	A	160	GLN
1	A	164	ASN
1	A	191	GLN
1	A	215	ASN
1	A	275	ASN

Continued on next page...

Continued from previous page...

Mol	Chain	Res	Type
1	A	335	GLN
1	A	348	ASN
1	A	408	GLN
1	A	515	HIS
1	A	539	ASN
1	A	662	ASN
1	A	684	HIS
1	A	699	HIS
1	A	723	ASN
1	A	758	ASN
1	B	148	ASN
1	B	160	GLN
1	B	164	ASN
1	B	191	GLN
1	B	270	ASN
1	B	275	ASN
1	B	335	GLN
1	B	348	ASN
1	B	408	GLN
1	B	512	ASN
1	B	515	HIS
1	B	520	GLN
1	B	539	ASN
1	B	617	GLN
1	B	627	GLN
1	B	662	ASN
1	B	684	HIS
1	B	699	HIS
1	B	723	ASN
1	B	758	ASN
1	C	148	ASN
1	C	160	GLN
1	C	164	ASN
1	C	191	GLN
1	C	275	ASN
1	C	335	GLN
1	C	348	ASN
1	C	408	GLN
1	C	512	ASN
1	C	515	HIS
1	C	520	GLN
1	C	539	ASN

Continued on next page...

Continued from previous page...

Mol	Chain	Res	Type
1	C	603	HIS
1	C	617	GLN
1	C	627	GLN
1	C	662	ASN
1	C	684	HIS
1	C	699	HIS
1	C	723	ASN
1	C	758	ASN
1	D	148	ASN
1	D	160	GLN
1	D	164	ASN
1	D	191	GLN
1	D	275	ASN
1	D	335	GLN
1	D	348	ASN
1	D	408	GLN
1	D	512	ASN
1	D	515	HIS
1	D	520	GLN
1	D	539	ASN
1	D	627	GLN
1	D	662	ASN
1	D	684	HIS
1	D	699	HIS
1	D	723	ASN
1	D	758	ASN
1	E	148	ASN
1	E	160	GLN
1	E	164	ASN
1	E	191	GLN
1	E	275	ASN
1	E	335	GLN
1	E	348	ASN
1	E	408	GLN
1	E	512	ASN
1	E	515	HIS
1	E	520	GLN
1	E	539	ASN
1	E	627	GLN
1	E	662	ASN
1	E	684	HIS
1	E	699	HIS

Continued on next page...

Continued from previous page...

Mol	Chain	Res	Type
1	E	723	ASN
1	E	758	ASN
1	F	148	ASN
1	F	160	GLN
1	F	164	ASN
1	F	191	GLN
1	F	206	ASN
1	F	275	ASN
1	F	335	GLN
1	F	408	GLN
1	F	512	ASN
1	F	515	HIS
1	F	520	GLN
1	F	539	ASN
1	F	617	GLN
1	F	627	GLN
1	F	662	ASN
1	F	684	HIS
1	F	699	HIS
1	F	723	ASN
1	F	758	ASN
1	G	148	ASN
1	G	160	GLN
1	G	164	ASN
1	G	191	GLN
1	G	275	ASN
1	G	335	GLN
1	G	348	ASN
1	G	408	GLN
1	G	512	ASN
1	G	515	HIS
1	G	520	GLN
1	G	539	ASN
1	G	603	HIS
1	G	617	GLN
1	G	627	GLN
1	G	662	ASN
1	G	684	HIS
1	G	699	HIS
1	G	723	ASN
1	G	758	ASN
1	H	148	ASN

Continued on next page...

Continued from previous page...

Mol	Chain	Res	Type
1	H	160	GLN
1	H	164	ASN
1	H	191	GLN
1	H	206	ASN
1	H	275	ASN
1	H	335	GLN
1	H	408	GLN
1	H	515	HIS
1	H	539	ASN
1	H	662	ASN
1	H	684	HIS
1	H	699	HIS
1	H	723	ASN
1	H	758	ASN

5.3.3 RNA [i](#)

There are no RNA molecules in this entry.

5.4 Non-standard residues in protein, DNA, RNA chains [i](#)

There are no non-standard protein/DNA/RNA residues in this entry.

5.5 Carbohydrates [i](#)

There are no monosaccharides in this entry.

5.6 Ligand geometry [i](#)

Of 48 ligands modelled in this entry, 24 are monoatomic - leaving 24 for Mogul analysis.

In the following table, the Counts columns list the number of bonds (or angles) for which Mogul statistics could be retrieved, the number of bonds (or angles) that are observed in the model and the number of bonds (or angles) that are defined in the Chemical Component Dictionary. The Link column lists molecule types, if any, to which the group is linked. The Z score for a bond length (or angle) is the number of standard deviations the observed value is removed from the expected value. A bond length (or angle) with $|Z| > 2$ is considered an outlier worth inspection. RMSZ is the root-mean-square of all Z scores of the bond lengths (or angles).

Mol	Type	Chain	Res	Link	Bond lengths			Bond angles		
					Counts	RMSZ	# Z > 2	Counts	RMSZ	# Z > 2
2	NAG	B	762	1	14,14,15	0.59	0	17,19,21	0.61	0
2	NAG	D	762	1	14,14,15	0.57	0	17,19,21	0.64	0
2	NAG	F	762	1	14,14,15	0.60	0	17,19,21	0.63	0
2	NAG	F	761	1	14,14,15	0.66	0	17,19,21	0.52	0
2	NAG	H	762	1	14,14,15	0.60	0	17,19,21	0.66	0
2	NAG	C	762	1	14,14,15	0.61	0	17,19,21	0.66	0
2	NAG	E	763	1	14,14,15	0.60	0	17,19,21	0.77	1 (5%)
2	NAG	F	763	1	14,14,15	0.55	0	17,19,21	0.77	1 (5%)
2	NAG	G	762	1	14,14,15	0.59	0	17,19,21	0.66	0
2	NAG	B	763	1	14,14,15	0.55	0	17,19,21	0.74	1 (5%)
2	NAG	C	761	1	14,14,15	0.64	0	17,19,21	0.54	0
2	NAG	C	763	1	14,14,15	0.57	0	17,19,21	0.78	1 (5%)
2	NAG	G	761	1	14,14,15	0.75	0	17,19,21	0.54	0
2	NAG	A	763	1	14,14,15	0.53	0	17,19,21	0.75	1 (5%)
2	NAG	E	761	1	14,14,15	0.77	0	17,19,21	0.54	0
2	NAG	D	763	1	14,14,15	0.56	0	17,19,21	0.70	0
2	NAG	B	761	1	14,14,15	0.68	0	17,19,21	0.55	0
2	NAG	H	763	1	14,14,15	0.64	0	17,19,21	0.76	1 (5%)
2	NAG	A	761	1	14,14,15	0.70	0	17,19,21	0.54	0
2	NAG	H	761	1	14,14,15	0.74	0	17,19,21	0.54	0
2	NAG	E	762	1	14,14,15	0.61	0	17,19,21	0.70	0
2	NAG	D	761	1	14,14,15	0.71	0	17,19,21	0.51	0
2	NAG	G	763	1	14,14,15	0.51	0	17,19,21	0.70	0
2	NAG	A	762	1	14,14,15	0.60	0	17,19,21	0.65	0

In the following table, the Chirals column lists the number of chiral outliers, the number of chiral centers analysed, the number of these observed in the model and the number defined in the Chemical Component Dictionary. Similar counts are reported in the Torsion and Rings columns. '2' means no outliers of that kind were identified.

Mol	Type	Chain	Res	Link	Chirals	Torsions	Rings
2	NAG	B	762	1	-	2/6/23/26	0/1/1/1
2	NAG	D	762	1	-	2/6/23/26	0/1/1/1
2	NAG	F	762	1	-	2/6/23/26	0/1/1/1
2	NAG	F	761	1	-	1/6/23/26	0/1/1/1
2	NAG	H	762	1	-	2/6/23/26	0/1/1/1
2	NAG	C	762	1	-	2/6/23/26	0/1/1/1
2	NAG	E	763	1	-	2/6/23/26	0/1/1/1
2	NAG	F	763	1	-	2/6/23/26	0/1/1/1

Continued on next page...

Continued from previous page...

Mol	Type	Chain	Res	Link	Chirals	Torsions	Rings
2	NAG	G	762	1	-	2/6/23/26	0/1/1/1
2	NAG	B	763	1	-	2/6/23/26	0/1/1/1
2	NAG	C	761	1	-	1/6/23/26	0/1/1/1
2	NAG	C	763	1	-	2/6/23/26	0/1/1/1
2	NAG	G	761	1	-	1/6/23/26	0/1/1/1
2	NAG	A	763	1	-	2/6/23/26	0/1/1/1
2	NAG	E	761	1	-	1/6/23/26	0/1/1/1
2	NAG	D	763	1	-	2/6/23/26	0/1/1/1
2	NAG	B	761	1	-	1/6/23/26	0/1/1/1
2	NAG	H	763	1	-	2/6/23/26	0/1/1/1
2	NAG	A	761	1	-	1/6/23/26	0/1/1/1
2	NAG	H	761	1	-	1/6/23/26	0/1/1/1
2	NAG	E	762	1	-	2/6/23/26	0/1/1/1
2	NAG	D	761	1	-	1/6/23/26	0/1/1/1
2	NAG	G	763	1	-	2/6/23/26	0/1/1/1
2	NAG	A	762	1	-	2/6/23/26	0/1/1/1

There are no bond length outliers.

All (6) bond angle outliers are listed below:

Mol	Chain	Res	Type	Atoms	Z	Observed(°)	Ideal(°)
2	C	763	NAG	C2-N2-C7	-2.35	119.55	122.90
2	A	763	NAG	C2-N2-C7	-2.30	119.62	122.90
2	B	763	NAG	C2-N2-C7	-2.23	119.73	122.90
2	E	763	NAG	C2-N2-C7	-2.18	119.80	122.90
2	F	763	NAG	C2-N2-C7	-2.15	119.84	122.90
2	H	763	NAG	C2-N2-C7	-2.10	119.91	122.90

There are no chirality outliers.

All (40) torsion outliers are listed below:

Mol	Chain	Res	Type	Atoms
2	A	762	NAG	O5-C5-C6-O6
2	B	762	NAG	O5-C5-C6-O6
2	C	762	NAG	O5-C5-C6-O6
2	E	762	NAG	O5-C5-C6-O6
2	D	762	NAG	O5-C5-C6-O6
2	F	762	NAG	O5-C5-C6-O6
2	G	762	NAG	O5-C5-C6-O6

Continued on next page...

Continued from previous page...

Mol	Chain	Res	Type	Atoms
2	H	762	NAG	O5-C5-C6-O6
2	E	762	NAG	C4-C5-C6-O6
2	F	762	NAG	C4-C5-C6-O6
2	A	762	NAG	C4-C5-C6-O6
2	C	762	NAG	C4-C5-C6-O6
2	B	762	NAG	C4-C5-C6-O6
2	D	762	NAG	C4-C5-C6-O6
2	G	762	NAG	C4-C5-C6-O6
2	H	762	NAG	C4-C5-C6-O6
2	A	763	NAG	O5-C5-C6-O6
2	B	763	NAG	O5-C5-C6-O6
2	H	763	NAG	O5-C5-C6-O6
2	C	763	NAG	O5-C5-C6-O6
2	D	763	NAG	O5-C5-C6-O6
2	A	763	NAG	C4-C5-C6-O6
2	F	763	NAG	O5-C5-C6-O6
2	C	763	NAG	C4-C5-C6-O6
2	F	763	NAG	C4-C5-C6-O6
2	H	763	NAG	C4-C5-C6-O6
2	G	763	NAG	O5-C5-C6-O6
2	B	763	NAG	C4-C5-C6-O6
2	D	763	NAG	C4-C5-C6-O6
2	G	763	NAG	C4-C5-C6-O6
2	E	763	NAG	O5-C5-C6-O6
2	E	763	NAG	C4-C5-C6-O6
2	A	761	NAG	C3-C2-N2-C7
2	B	761	NAG	C3-C2-N2-C7
2	C	761	NAG	C3-C2-N2-C7
2	D	761	NAG	C3-C2-N2-C7
2	E	761	NAG	C3-C2-N2-C7
2	F	761	NAG	C3-C2-N2-C7
2	G	761	NAG	C3-C2-N2-C7
2	H	761	NAG	C3-C2-N2-C7

There are no ring outliers.

13 monomers are involved in 15 short contacts:

Mol	Chain	Res	Type	Clashes	Symm-Clashes
2	B	762	NAG	2	0
2	D	762	NAG	1	0
2	F	761	NAG	1	0
2	C	762	NAG	1	0

Continued on next page...

Continued from previous page...

Mol	Chain	Res	Type	Clashes	Symm-Clashes
2	G	762	NAG	1	0
2	C	761	NAG	1	0
2	G	761	NAG	1	0
2	B	761	NAG	1	0
2	A	761	NAG	1	0
2	H	761	NAG	1	0
2	E	762	NAG	1	0
2	D	761	NAG	1	0
2	A	762	NAG	2	0

5.7 Other polymers [i](#)

There are no such residues in this entry.

5.8 Polymer linkage issues [i](#)

There are no chain breaks in this entry.

6 Fit of model and data

6.1 Protein, DNA and RNA chains

In the following table, the column labelled ‘#RSRZ> 2’ contains the number (and percentage) of RSRZ outliers, followed by percent RSRZ outliers for the chain as percentile scores relative to all X-ray entries and entries of similar resolution. The OWAB column contains the minimum, median, 95th percentile and maximum values of the occupancy-weighted average B-factor per residue. The column labelled ‘Q< 0.9’ lists the number of (and percentage) of residues with an average occupancy less than 0.9.

Mol	Chain	Analysed	<RSRZ>	#RSRZ>2		OWAB(Å ²)	Q<0.9
1	A	639/639 (100%)	0.07	40 (6%)	20 11	32, 79, 98, 99	0
1	B	639/639 (100%)	-0.03	34 (5%)	26 14	24, 72, 98, 99	0
1	C	639/639 (100%)	-0.23	17 (2%)	54 39	20, 58, 91, 99	0
1	D	639/639 (100%)	-0.27	16 (2%)	57 43	17, 58, 96, 99	0
1	E	639/639 (100%)	-0.09	26 (4%)	37 24	19, 67, 98, 99	0
1	F	639/639 (100%)	-0.14	24 (3%)	40 26	20, 65, 95, 99	0
1	G	639/639 (100%)	0.04	39 (6%)	21 12	25, 79, 98, 99	0
1	H	639/639 (100%)	0.15	41 (6%)	19 11	32, 84, 98, 99	0
All	All	5112/5112 (100%)	-0.06	237 (4%)	32 20	17, 70, 98, 99	0

All (237) RSRZ outliers are listed below:

Mol	Chain	Res	Type	RSRZ
1	H	324	SER	8.4
1	E	758	ASN	7.2
1	G	758	ASN	7.0
1	F	209	LEU	6.8
1	A	758	ASN	6.6
1	G	759	GLU	6.6
1	A	368	SER	6.1
1	E	759	GLU	6.1
1	G	370	SER	5.8
1	H	370	SER	5.7
1	D	758	ASN	5.7
1	A	370	SER	5.7
1	E	324	SER	5.5
1	H	758	ASN	5.4
1	B	751	GLY	5.4
1	A	352	ASP	5.4

Continued on next page...

Continued from previous page...

Mol	Chain	Res	Type	RSRZ
1	H	722	ASN	5.1
1	F	722	ASN	5.0
1	B	722	ASN	4.8
1	B	758	ASN	4.8
1	A	722	ASN	4.7
1	C	759	GLU	4.7
1	F	758	ASN	4.7
1	C	360	ASP	4.6
1	D	206	ASN	4.6
1	F	205	LYS	4.6
1	A	217	GLY	4.6
1	E	194	ASP	4.5
1	F	759	GLU	4.5
1	A	369	GLU	4.4
1	F	211	TYR	4.4
1	F	360	ASP	4.4
1	B	326	SER	4.3
1	A	723	ASN	4.3
1	F	324	SER	4.2
1	D	324	SER	4.2
1	B	324	SER	4.2
1	G	353	CYS	4.1
1	G	360	ASP	4.1
1	H	368	SER	4.1
1	H	759	GLU	4.0
1	A	285	GLN	4.0
1	B	352	ASP	4.0
1	G	359	THR	4.0
1	F	751	GLY	3.9
1	D	759	GLU	3.9
1	B	360	ASP	3.9
1	F	358	LYS	3.8
1	G	326	SER	3.8
1	B	194	ASP	3.8
1	A	351	GLY	3.8
1	A	361	SER	3.7
1	G	358	LYS	3.7
1	H	247	TYR	3.7
1	A	760	PHE	3.7
1	G	247	TYR	3.7
1	F	210	VAL	3.7
1	C	760	PHE	3.7

Continued on next page...

Continued from previous page...

Mol	Chain	Res	Type	RSRZ
1	H	357	TRP	3.6
1	F	755	ASP	3.6
1	F	760	PHE	3.6
1	A	759	GLU	3.6
1	B	759	GLU	3.5
1	A	751	GLY	3.5
1	G	362	THR	3.5
1	H	204	ASP	3.5
1	B	370	SER	3.5
1	B	369	GLU	3.5
1	C	758	ASN	3.5
1	B	208	ARG	3.4
1	D	358	LYS	3.4
1	A	526	SER	3.4
1	G	760	PHE	3.4
1	H	492	SER	3.4
1	E	208	ARG	3.4
1	G	210	VAL	3.4
1	H	210	VAL	3.4
1	B	209	LEU	3.3
1	H	378	SER	3.3
1	E	560	ASP	3.3
1	A	195	SER	3.3
1	G	751	GLY	3.3
1	D	751	GLY	3.3
1	D	360	ASP	3.3
1	F	123	TYR	3.3
1	A	520	GLN	3.2
1	B	760	PHE	3.2
1	E	204	ASP	3.2
1	D	247	TYR	3.2
1	D	326	SER	3.2
1	G	378	SER	3.2
1	H	331	ASN	3.2
1	A	350	GLU	3.1
1	C	722	ASN	3.1
1	E	360	ASP	3.1
1	H	356	ASP	3.1
1	H	353	CYS	3.1
1	B	351	GLY	3.1
1	C	751	GLY	3.1
1	E	722	ASN	3.1

Continued on next page...

Continued from previous page...

Mol	Chain	Res	Type	RSRZ
1	G	752	ASP	3.1
1	E	370	SER	3.1
1	C	325	ARG	3.1
1	A	204	ASP	3.0
1	A	492	SER	3.0
1	H	326	SER	3.0
1	G	369	GLU	3.0
1	A	194	ASP	3.0
1	C	326	SER	3.0
1	H	175	GLU	3.0
1	B	723	ASN	3.0
1	H	325	ARG	3.0
1	H	560	ASP	3.0
1	F	353	CYS	3.0
1	D	194	ASP	2.9
1	H	136	ASP	2.9
1	H	756	ILE	2.9
1	E	351	GLY	2.9
1	B	372	ASN	2.9
1	G	324	SER	2.9
1	E	755	ASP	2.9
1	A	324	SER	2.8
1	G	206	ASN	2.8
1	A	211	TYR	2.8
1	H	361	SER	2.8
1	A	372	ASN	2.8
1	G	123	TYR	2.8
1	F	525	ASP	2.8
1	C	525	ASP	2.8
1	G	205	LYS	2.7
1	G	755	ASP	2.7
1	D	325	ARG	2.7
1	E	760	PHE	2.7
1	H	352	ASP	2.7
1	A	357	TRP	2.7
1	A	242	ASP	2.7
1	E	368	SER	2.7
1	B	359	THR	2.6
1	H	319	THR	2.6
1	G	294	GLU	2.6
1	E	137	SER	2.6
1	A	123	TYR	2.6

Continued on next page...

Continued from previous page...

Mol	Chain	Res	Type	RSRZ
1	H	194	ASP	2.6
1	H	208	ARG	2.6
1	A	353	CYS	2.6
1	C	324	SER	2.6
1	H	359	THR	2.6
1	G	725	ALA	2.6
1	H	211	TYR	2.6
1	E	331	ASN	2.6
1	E	358	LYS	2.6
1	G	209	LEU	2.6
1	G	364	ARG	2.5
1	E	356	ASP	2.5
1	G	722	ASN	2.5
1	A	247	TYR	2.5
1	G	195	SER	2.5
1	B	755	ASP	2.5
1	F	560	ASP	2.5
1	A	360	ASP	2.5
1	A	294	GLU	2.5
1	E	325	ARG	2.5
1	A	371	LYS	2.4
1	B	211	TYR	2.4
1	B	247	TYR	2.4
1	C	526	SER	2.4
1	B	560	ASP	2.4
1	C	211	TYR	2.4
1	D	722	ASN	2.4
1	F	359	THR	2.4
1	H	358	LYS	2.4
1	B	195	SER	2.4
1	G	560	ASP	2.4
1	H	751	GLY	2.4
1	E	195	SER	2.4
1	G	526	SER	2.4
1	G	204	ASP	2.3
1	A	212	LEU	2.3
1	F	356	ASP	2.3
1	F	705	GLY	2.3
1	G	724	GLY	2.3
1	A	207	GLY	2.3
1	F	352	ASP	2.3
1	G	175	GLU	2.3

Continued on next page...

Continued from previous page...

Mol	Chain	Res	Type	RSRZ
1	D	760	PHE	2.3
1	H	574	LYS	2.3
1	E	723	ASN	2.3
1	G	136	ASP	2.3
1	H	720	LYS	2.3
1	H	217	GLY	2.2
1	H	360	ASP	2.2
1	H	355	SER	2.2
1	A	755	ASP	2.2
1	H	760	PHE	2.2
1	B	196	ALA	2.2
1	C	492	SER	2.2
1	D	331	ASN	2.2
1	G	363	CYS	2.2
1	H	139	ASP	2.2
1	G	211	TYR	2.2
1	B	350	GLU	2.2
1	D	369	GLU	2.2
1	B	724	GLY	2.2
1	E	526	SER	2.2
1	G	325	ARG	2.2
1	A	245	ASP	2.2
1	G	352	ASP	2.2
1	G	180	LYS	2.2
1	B	251	ASN	2.2
1	F	370	SER	2.1
1	E	350	GLU	2.1
1	B	206	ASN	2.1
1	B	319	THR	2.1
1	H	755	ASP	2.1
1	B	175	GLU	2.1
1	H	452	SER	2.1
1	B	694	GLU	2.1
1	E	136	ASP	2.1
1	E	371	LYS	2.1
1	A	663	ALA	2.1
1	B	355	SER	2.1
1	A	196	ALA	2.1
1	C	662	ASN	2.1
1	C	723	ASN	2.1
1	F	331	ASN	2.1
1	B	368	SER	2.1

Continued on next page...

Continued from previous page...

Mol	Chain	Res	Type	RSRZ
1	F	378	SER	2.1
1	A	365	MET	2.1
1	C	208	ARG	2.0
1	G	368	SER	2.0
1	H	285	GLN	2.0
1	C	755	ASP	2.0
1	D	525	ASP	2.0
1	B	357	TRP	2.0
1	A	326	SER	2.0
1	E	352	ASP	2.0
1	H	123	TYR	2.0

6.2 Non-standard residues in protein, DNA, RNA chains [i](#)

There are no non-standard protein/DNA/RNA residues in this entry.

6.3 Carbohydrates [i](#)

There are no monosaccharides in this entry.

6.4 Ligands [i](#)

In the following table, the Atoms column lists the number of modelled atoms in the group and the number defined in the chemical component dictionary. The B-factors column lists the minimum, median, 95th percentile and maximum values of B factors of atoms in the group. The column labelled 'Q<0.9' lists the number of atoms with occupancy less than 0.9.

Mol	Type	Chain	Res	Atoms	RSCC	RSR	B-factors(Å ²)	Q<0.9
2	NAG	E	761	14/15	0.47	0.52	91,98,98,98	0
2	NAG	B	761	14/15	0.61	0.50	92,98,98,98	0
2	NAG	G	761	14/15	0.61	0.48	94,98,98,98	0
2	NAG	H	761	14/15	0.69	0.65	97,98,98,98	0
2	NAG	H	763	14/15	0.69	0.36	85,98,98,98	0
2	NAG	A	761	14/15	0.74	0.43	93,98,98,98	0
2	NAG	F	761	14/15	0.79	0.40	78,98,98,98	0
2	NAG	A	763	14/15	0.80	0.34	91,98,98,98	0
2	NAG	C	763	14/15	0.82	0.28	61,86,89,95	0
2	NAG	C	761	14/15	0.82	0.20	95,98,98,98	0
3	SM	H	765	1/1	0.82	0.15	2,2,2,2	0
2	NAG	G	763	14/15	0.83	0.29	92,96,98,98	0

Continued on next page...

Continued from previous page...

Mol	Type	Chain	Res	Atoms	RSCC	RSR	B-factors(\AA^2)	Q<0.9
3	SM	F	764	1/1	0.83	0.27	2,2,2,2	0
2	NAG	B	763	14/15	0.83	0.27	90,98,98,98	0
2	NAG	D	761	14/15	0.85	0.30	95,98,98,98	0
2	NAG	F	763	14/15	0.86	0.32	81,87,92,92	0
2	NAG	D	763	14/15	0.87	0.26	68,83,91,94	0
2	NAG	B	762	14/15	0.87	0.23	66,87,98,98	0
2	NAG	H	762	14/15	0.89	0.21	89,97,98,98	0
2	NAG	G	762	14/15	0.89	0.21	80,91,96,98	0
3	SM	D	765	1/1	0.89	0.13	2,2,2,2	0
2	NAG	E	763	14/15	0.89	0.25	70,78,82,84	0
3	SM	G	765	1/1	0.89	0.22	2,2,2,2	0
3	SM	H	764	1/1	0.89	0.28	2,2,2,2	0
2	NAG	A	762	14/15	0.89	0.24	76,93,98,98	0
2	NAG	C	762	14/15	0.90	0.18	46,69,81,81	0
2	NAG	D	762	14/15	0.91	0.15	62,81,93,94	0
2	NAG	E	762	14/15	0.91	0.19	64,80,90,92	0
2	NAG	F	762	14/15	0.92	0.22	67,86,94,95	0
3	SM	F	766	1/1	0.92	0.16	56,56,56,56	0
3	SM	G	764	1/1	0.92	0.33	27,27,27,27	0
3	SM	C	764	1/1	0.93	0.23	2,2,2,2	0
3	SM	B	766	1/1	0.93	0.27	45,45,45,45	0
3	SM	E	764	1/1	0.93	0.31	2,2,2,2	0
3	SM	E	765	1/1	0.94	0.17	2,2,2,2	0
3	SM	A	764	1/1	0.94	0.28	2,2,2,2	0
3	SM	F	765	1/1	0.94	0.14	2,2,2,2	0
3	SM	B	765	1/1	0.94	0.19	2,2,2,2	0
3	SM	C	765	1/1	0.95	0.17	2,2,2,2	0
3	SM	B	764	1/1	0.95	0.29	2,2,2,2	0
3	SM	D	766	1/1	0.95	0.20	38,38,38,38	0
3	SM	A	766	1/1	0.95	0.38	34,34,34,34	0
3	SM	H	766	1/1	0.95	0.29	54,54,54,54	0
3	SM	E	766	1/1	0.96	0.31	2,2,2,2	0
3	SM	D	764	1/1	0.96	0.36	2,2,2,2	0
3	SM	G	766	1/1	0.96	0.29	56,56,56,56	0
3	SM	C	766	1/1	0.98	0.28	5,5,5,5	0
3	SM	A	765	1/1	0.98	0.26	2,2,2,2	0

6.5 Other polymers [\(i\)](#)

There are no such residues in this entry.