



Full wwPDB X-ray Structure Validation Report ⓘ

Aug 21, 2023 – 11:56 AM EDT

PDB ID : 2Q49
Title : Ensemble refinement of the protein crystal structure of gene product from Arabidopsis thaliana At2g19940
Authors : Levin, E.J.; Kondrashov, D.A.; Wesenberg, G.E.; Phillips Jr., G.N.; Center for Eukaryotic Structural Genomics (CESG)
Deposited on : 2007-05-31
Resolution : 2.19 Å(reported)

This is a Full wwPDB X-ray Structure Validation Report for a publicly released PDB entry.

We welcome your comments at validation@mail.wwpdb.org

A user guide is available at

<https://www.wwpdb.org/validation/2017/XrayValidationReportHelp>

with specific help available everywhere you see the ⓘ symbol.

The types of validation reports are described at

<http://www.wwpdb.org/validation/2017/FAQs#types>.

The following versions of software and data (see [references ⓘ](#)) were used in the production of this report:

MolProbity : 4.02b-467
Xtriage (Phenix) : 1.13
EDS : 2.35
Percentile statistics : 20191225.v01 (using entries in the PDB archive December 25th 2019)
Refmac : 5.8.0158
CCP4 : 7.0.044 (Gargrove)
Ideal geometry (proteins) : Engh & Huber (2001)
Ideal geometry (DNA, RNA) : Parkinson et al. (1996)
Validation Pipeline (wwPDB-VP) : 2.35

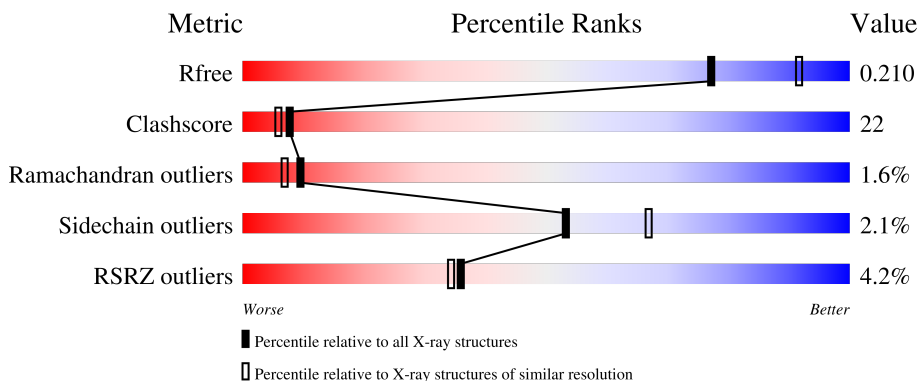
1 Overall quality at a glance i

The following experimental techniques were used to determine the structure:

X-RAY DIFFRACTION

The reported resolution of this entry is 2.19 Å.

Percentile scores (ranging between 0-100) for global validation metrics of the entry are shown in the following graphic. The table shows the number of entries on which the scores are based.



Metric	Whole archive (#Entries)	Similar resolution (#Entries, resolution range(Å))
R_{free}	130704	4898 (2.20-2.20)
Clashscore	141614	5594 (2.20-2.20)
Ramachandran outliers	138981	5503 (2.20-2.20)
Sidechain outliers	138945	5504 (2.20-2.20)
RSRZ outliers	127900	4800 (2.20-2.20)

The table below summarises the geometric issues observed across the polymeric chains and their fit to the electron density. The red, orange, yellow and green segments of the lower bar indicate the fraction of residues that contain outliers for ≥ 3 , 2, 1 and 0 types of geometric quality criteria respectively. A grey segment represents the fraction of residues that are not modelled. The numeric value for each fraction is indicated below the corresponding segment, with a dot representing fractions $\leq 5\%$. The upper red bar (where present) indicates the fraction of residues that have poor fit to the electron density. The numeric value is given above the bar.

Mol	Chain	Length	Quality of chain
1	1-A	359	<div style="display: flex; align-items: center;"> <div style="width: 2%; height: 10px; background-color: red; margin-right: 2px;"></div> <div style="width: 61%; height: 10px; background-color: green; margin-right: 2px;"></div> <div style="width: 34%; height: 10px; background-color: yellow; margin-right: 2px;"></div> <div style="width: 3%; height: 10px; background-color: grey; margin-right: 2px;"></div> </div> <p style="margin: 0;">2% 61% 34% . .</p>
1	1-B	359	<div style="display: flex; align-items: center;"> <div style="width: 6%; height: 10px; background-color: red; margin-right: 2px;"></div> <div style="width: 57%; height: 10px; background-color: green; margin-right: 2px;"></div> <div style="width: 38%; height: 10px; background-color: yellow; margin-right: 2px;"></div> <div style="width: 3%; height: 10px; background-color: grey; margin-right: 2px;"></div> </div> <p style="margin: 0;">6% 57% 38% . .</p>
1	1-C	359	<div style="display: flex; align-items: center;"> <div style="width: 7%; height: 10px; background-color: red; margin-right: 2px;"></div> <div style="width: 53%; height: 10px; background-color: green; margin-right: 2px;"></div> <div style="width: 42%; height: 10px; background-color: yellow; margin-right: 2px;"></div> <div style="width: 3%; height: 10px; background-color: grey; margin-right: 2px;"></div> </div> <p style="margin: 0;">7% 53% 42% . .</p>
1	1-D	359	<div style="display: flex; align-items: center;"> <div style="width: 3%; height: 10px; background-color: red; margin-right: 2px;"></div> <div style="width: 64%; height: 10px; background-color: green; margin-right: 2px;"></div> <div style="width: 30%; height: 10px; background-color: yellow; margin-right: 2px;"></div> <div style="width: 3%; height: 10px; background-color: grey; margin-right: 2px;"></div> </div> <p style="margin: 0;">3% 64% 30% . .</p>
1	2-A	359	<div style="display: flex; align-items: center;"> <div style="width: 2%; height: 10px; background-color: red; margin-right: 2px;"></div> <div style="width: 65%; height: 10px; background-color: green; margin-right: 2px;"></div> <div style="width: 30%; height: 10px; background-color: yellow; margin-right: 2px;"></div> <div style="width: 3%; height: 10px; background-color: grey; margin-right: 2px;"></div> </div> <p style="margin: 0;">2% 65% 30% . .</p>

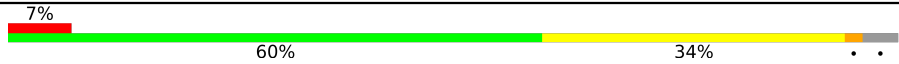

Continued on next page...

Continued from previous page...

Mol	Chain	Length	Quality of chain	
1	2-B	359	6%	61% 33%
1	2-C	359	7%	52% 41%
1	2-D	359	3%	62% 31%
1	3-A	359	2%	58% 37%
1	3-B	359	6%	56% 36%
1	3-C	359	7%	55% 38%
1	3-D	359	3%	60% 35%
1	4-A	359	2%	58% 37%
1	4-B	359	6%	51% 42%
1	4-C	359	7%	53% 39%
1	4-D	359	3%	63% 32%
1	5-A	359	2%	63% 31%
1	5-B	359	6%	53% 41%
1	5-C	359	7%	59% 35%
1	5-D	359	3%	60% 35%
1	6-A	359	2%	62% 32%
1	6-B	359	6%	56% 37%
1	6-C	359	7%	56% 36%
1	6-D	359	3%	64% 31%
1	7-A	359	2%	60% 35%
1	7-B	359	6%	56% 38%
1	7-C	359	7%	57% 37%
1	7-D	359	3%	60% 35%
1	8-A	359	2%	63% 32%
1	8-B	359	6%	55% 37%

Continued on next page...

Continued from previous page...

Mol	Chain	Length	Quality of chain
1	8-C	359	
1	8-D	359	

2 Entry composition

There are 2 unique types of molecules in this entry. The entry contains 93408 atoms, of which 0 are hydrogens and 0 are deuteriums.

In the tables below, the ZeroOcc column contains the number of atoms modelled with zero occupancy, the AltConf column contains the number of residues with at least one atom in alternate conformation and the Trace column contains the number of residues modelled with at most 2 atoms.

- Molecule 1 is a protein called Probable N-acetyl-gamma-glutamyl-phosphate reductase.

Mol	Chain	Residues	Atoms					ZeroOcc	AltConf	Trace
			Total	C	N	O	S			
1	1-A	345	2680	1700	467	501	12	0	0	0
1	2-A	345	2680	1700	467	501	12	0	0	0
1	3-A	345	2680	1700	467	501	12	0	0	0
1	4-A	345	2680	1700	467	501	12	0	0	0
1	5-A	345	2680	1700	467	501	12	0	0	0
1	6-A	345	2680	1700	467	501	12	0	0	0
1	7-A	345	2680	1700	467	501	12	0	0	0
1	8-A	345	2680	1700	467	501	12	0	0	0
1	1-B	345	2680	1700	467	501	12	0	0	0
1	2-B	345	2680	1700	467	501	12	0	0	0
1	3-B	345	2680	1700	467	501	12	0	0	0
1	4-B	345	2680	1700	467	501	12	0	0	0
1	5-B	345	2680	1700	467	501	12	0	0	0
1	6-B	345	2680	1700	467	501	12	0	0	0
1	7-B	345	2680	1700	467	501	12	0	0	0
1	8-B	345	2680	1700	467	501	12	0	0	0

Continued on next page...

Continued from previous page...

Mol	Chain	Residues	Atoms					ZeroOcc	AltConf	Trace
1	1-C	345	Total	C	N	O	S	0	0	0
			2680	1700	467	501	12			
1	2-C	345	Total	C	N	O	S	0	0	0
			2680	1700	467	501	12			
1	3-C	345	Total	C	N	O	S	0	0	0
			2680	1700	467	501	12			
1	4-C	345	Total	C	N	O	S	0	0	0
			2680	1700	467	501	12			
1	5-C	345	Total	C	N	O	S	0	0	0
			2680	1700	467	501	12			
1	6-C	345	Total	C	N	O	S	0	0	0
			2680	1700	467	501	12			
1	7-C	345	Total	C	N	O	S	0	0	0
			2680	1700	467	501	12			
1	8-C	345	Total	C	N	O	S	0	0	0
			2680	1700	467	501	12			
1	1-D	345	Total	C	N	O	S	0	0	0
			2680	1700	467	501	12			
1	2-D	345	Total	C	N	O	S	0	0	0
			2680	1700	467	501	12			
1	3-D	345	Total	C	N	O	S	0	0	0
			2680	1700	467	501	12			
1	4-D	345	Total	C	N	O	S	0	0	0
			2680	1700	467	501	12			
1	5-D	345	Total	C	N	O	S	0	0	0
			2680	1700	467	501	12			
1	6-D	345	Total	C	N	O	S	0	0	0
			2680	1700	467	501	12			
1	7-D	345	Total	C	N	O	S	0	0	0
			2680	1700	467	501	12			
1	8-D	345	Total	C	N	O	S	0	0	0
			2680	1700	467	501	12			

- Molecule 2 is water.

Mol	Chain	Residues	Atoms		ZeroOcc	AltConf
2	1-A	270	Total	O	0	0
			270	270		
2	2-A	263	Total	O	0	0
			263	263		
2	3-A	268	Total	O	0	0
			268	268		

Continued on next page...

Continued from previous page...

Mol	Chain	Residues	Atoms		ZeroOcc	AltConf
2	4-A	267	Total 267	O 267	0	0
2	5-A	262	Total 262	O 262	0	0
2	6-A	267	Total 267	O 267	0	0
2	7-A	269	Total 269	O 269	0	0
2	8-A	267	Total 267	O 267	0	0
2	1-B	225	Total 225	O 225	0	0
2	2-B	227	Total 227	O 227	0	0
2	3-B	216	Total 216	O 216	0	0
2	4-B	224	Total 224	O 224	0	0
2	5-B	223	Total 223	O 223	0	0
2	6-B	225	Total 225	O 225	0	0
2	7-B	223	Total 223	O 223	0	0
2	8-B	222	Total 222	O 222	0	0
2	1-C	220	Total 220	O 220	0	0
2	2-C	231	Total 231	O 231	0	0
2	3-C	228	Total 228	O 228	0	0
2	4-C	223	Total 223	O 223	0	0
2	5-C	229	Total 229	O 229	0	0
2	6-C	224	Total 224	O 224	0	0
2	7-C	224	Total 224	O 224	0	0
2	8-C	231	Total 231	O 231	0	0

Continued on next page...

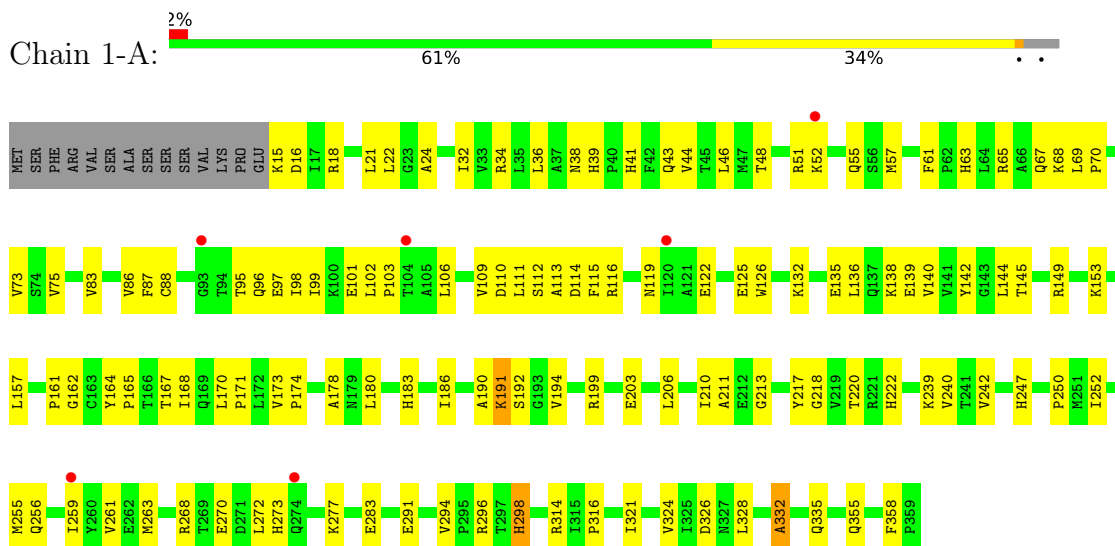
Continued from previous page...

Mol	Chain	Residues	Atoms		ZeroOcc	AltConf
2	1-D	241	Total 241	O 241	0	0
2	2-D	235	Total 235	O 235	0	0
2	3-D	244	Total 244	O 244	0	0
2	4-D	242	Total 242	O 242	0	0
2	5-D	242	Total 242	O 242	0	0
2	6-D	240	Total 240	O 240	0	0
2	7-D	240	Total 240	O 240	0	0
2	8-D	236	Total 236	O 236	0	0

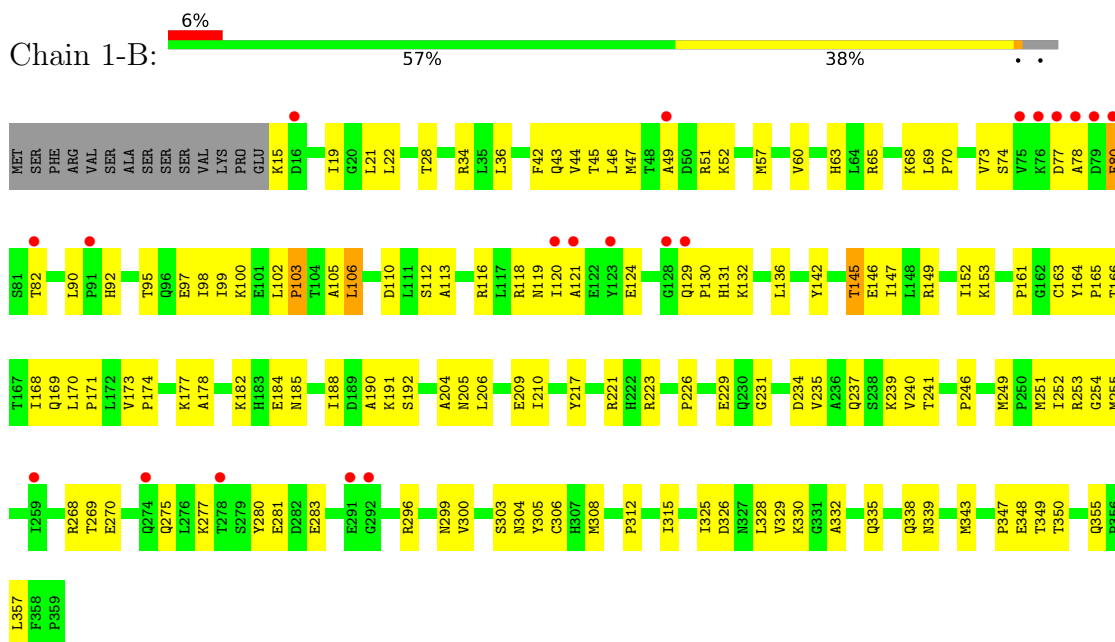
3 Residue-property plots i

These plots are drawn for all protein, RNA, DNA and oligosaccharide chains in the entry. The first graphic for a chain summarises the proportions of the various outlier classes displayed in the second graphic. The second graphic shows the sequence view annotated by issues in geometry and electron density. Residues are color-coded according to the number of geometric quality criteria for which they contain at least one outlier: green = 0, yellow = 1, orange = 2 and red = 3 or more. A red dot above a residue indicates a poor fit to the electron density ($RSRZ > 2$). Stretches of 2 or more consecutive residues without any outlier are shown as a green connector. Residues present in the sample, but not in the model, are shown in grey.

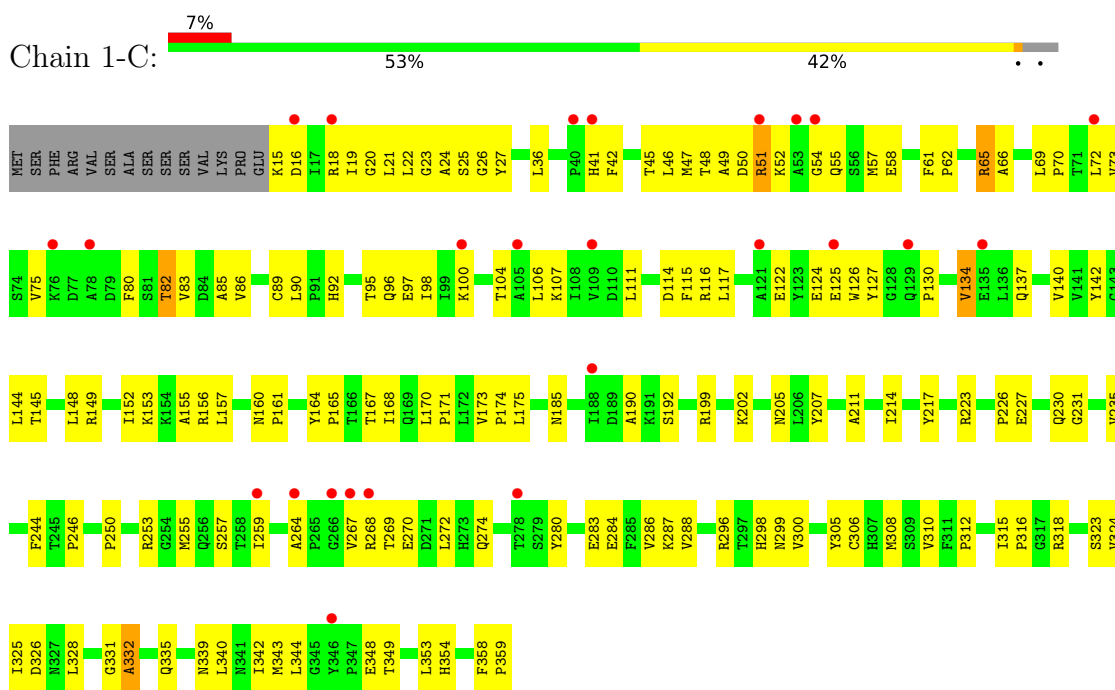
- Molecule 1: Probable N-acetyl-gamma-glutamyl-phosphate reductase



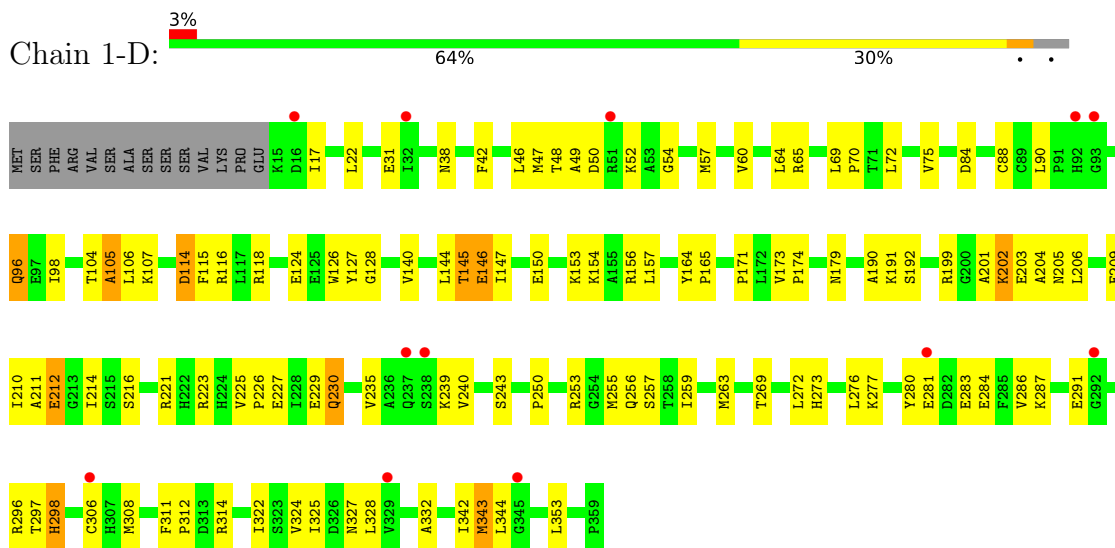
- Molecule 1: Probable N-acetyl-gamma-glutamyl-phosphate reductase



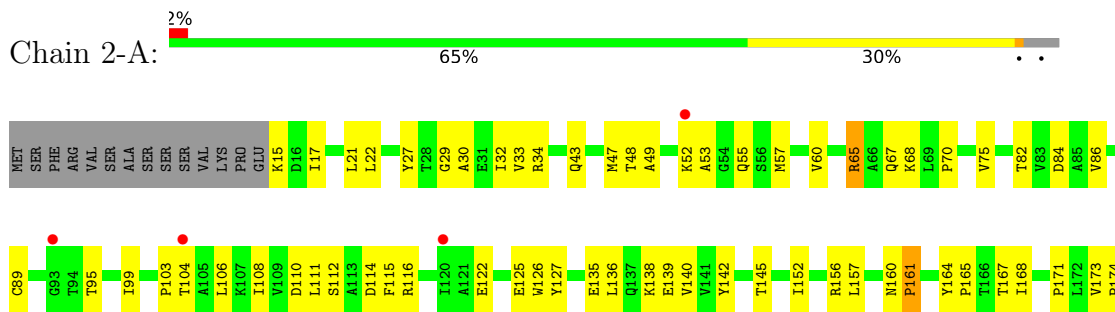
- Molecule 1: Probable N-acetyl-gamma-glutamyl-phosphate reductase

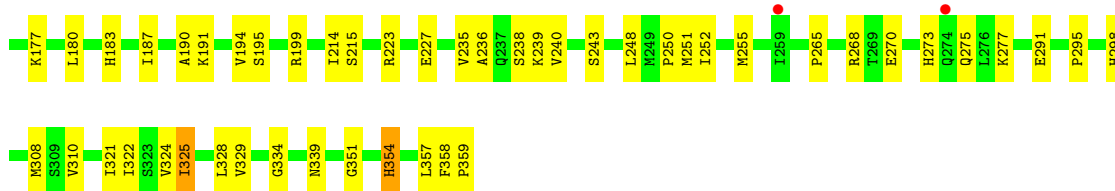


- Molecule 1: Probable N-acetyl-gamma-glutamyl-phosphate reductase

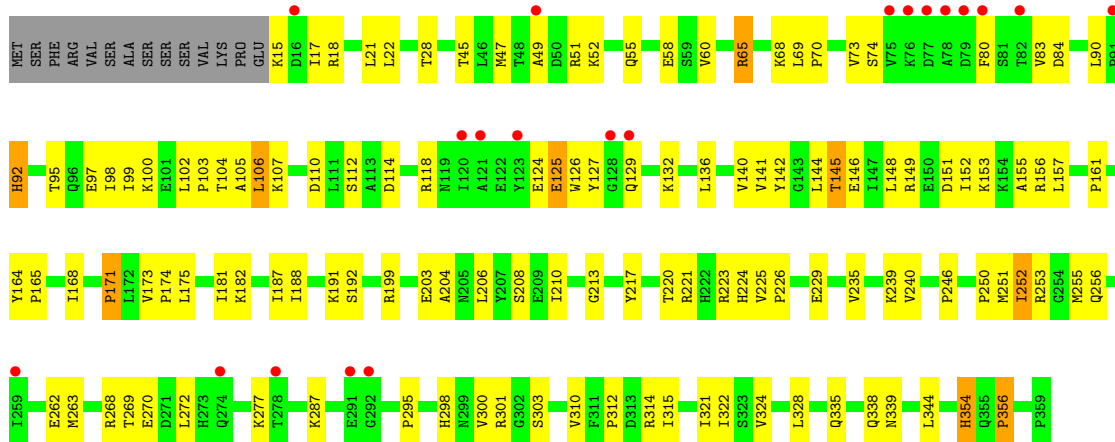


- Molecule 1: Probable N-acetyl-gamma-glutamyl-phosphate reductase

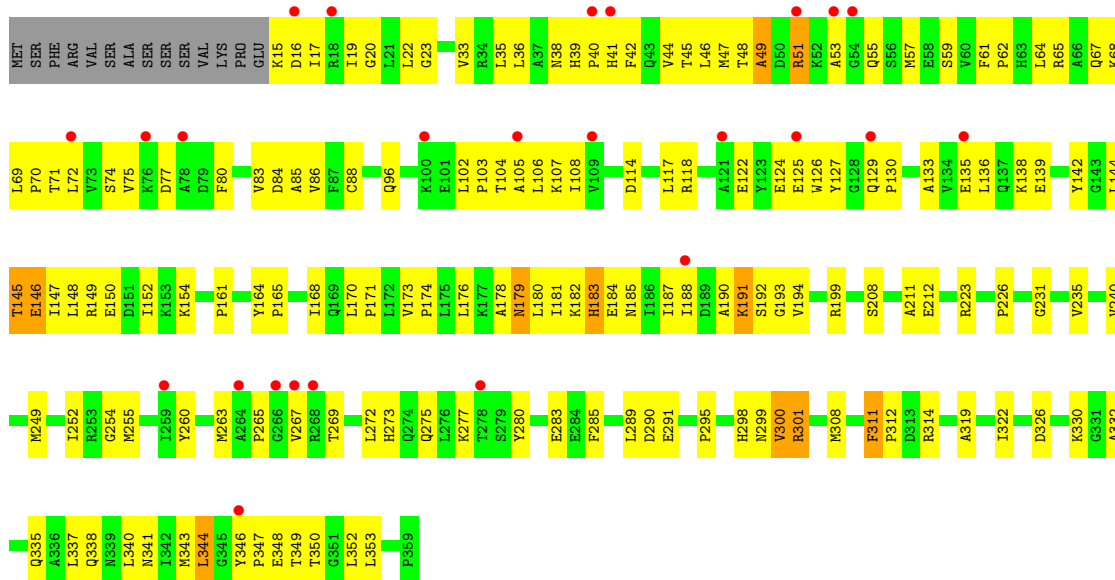




- Molecule 1: Probable N-acetyl-gamma-glutamyl-phosphate reductase

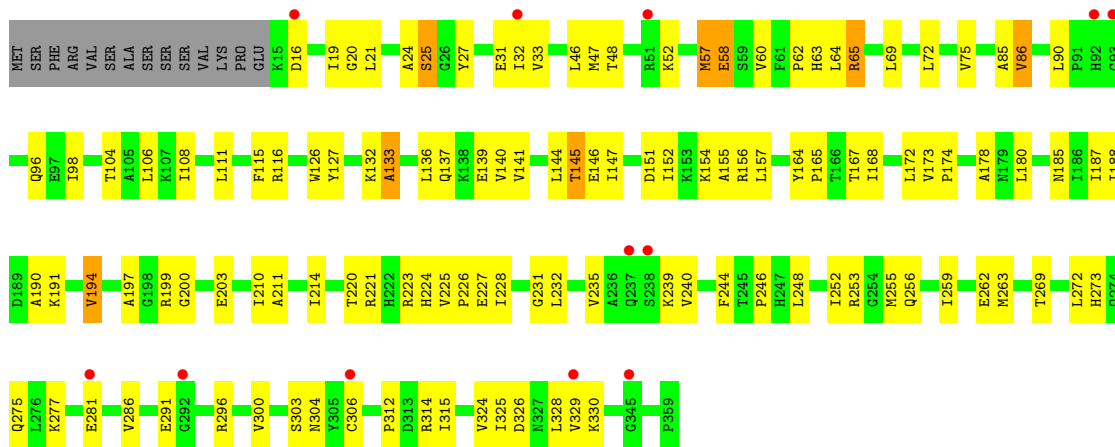


- Molecule 1: Probable N-acetyl-gamma-glutamyl-phosphate reductase

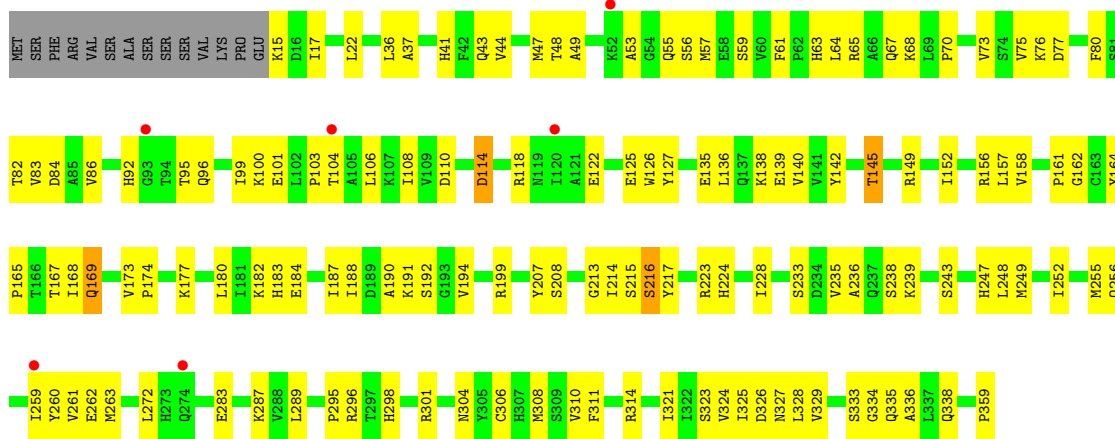


- Molecule 1: Probable N-acetyl-gamma-glutamyl-phosphate reductase

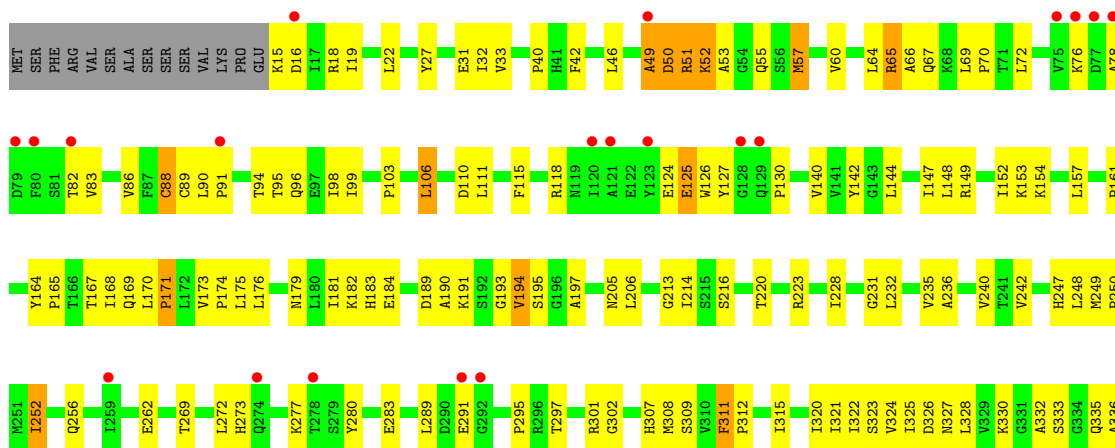




• Molecule 1: Probable N-acetyl-gamma-glutamyl-phosphate reductase

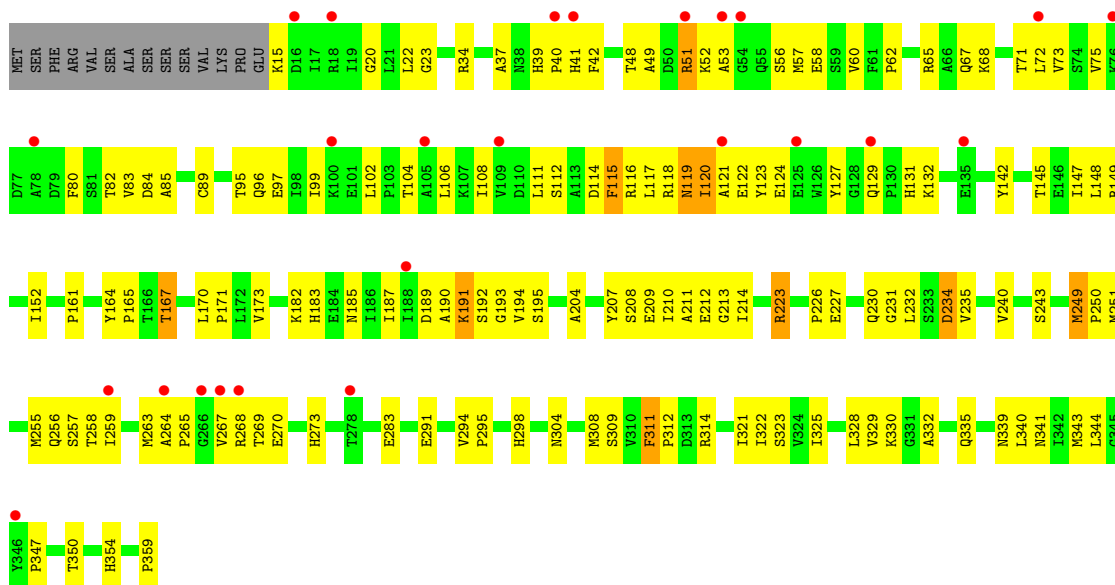


• Molecule 1: Probable N-acetyl-gamma-glutamyl-phosphate reductase

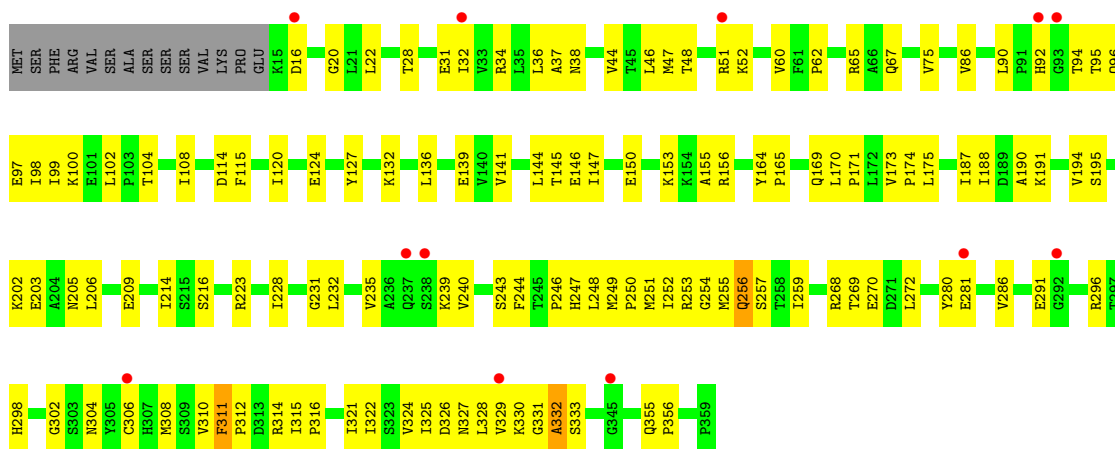




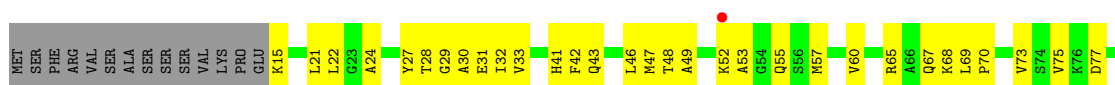
● Molecule 1: Probable N-acetyl-gamma-glutamyl-phosphate reductase

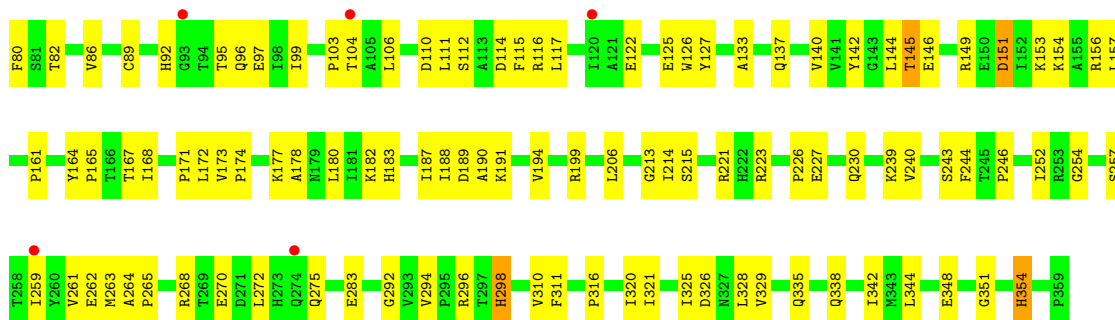


● Molecule 1: Probable N-acetyl-gamma-glutamyl-phosphate reductase

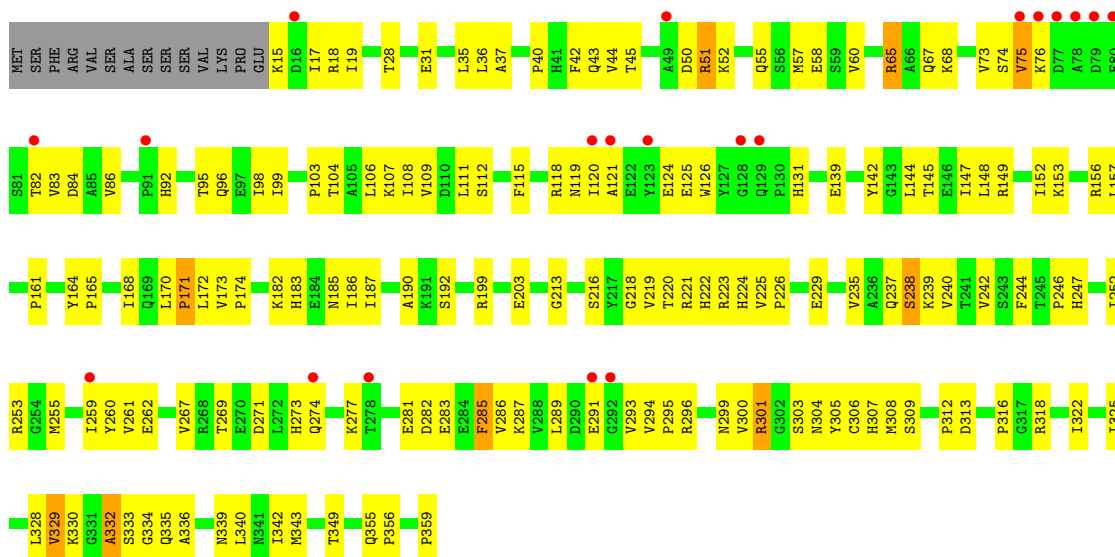


● Molecule 1: Probable N-acetyl-gamma-glutamyl-phosphate reductase

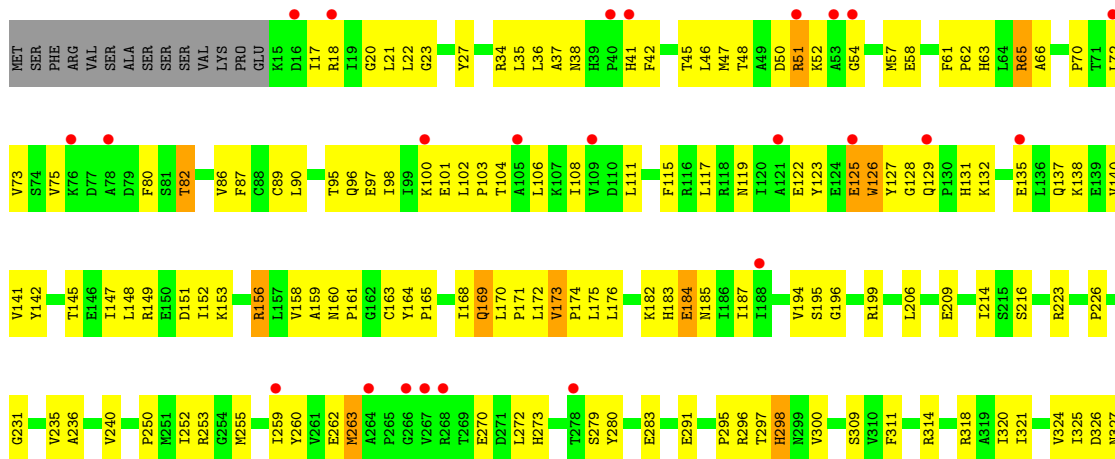


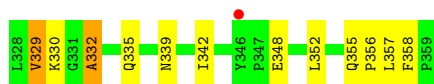


● Molecule 1: Probable N-acetyl-gamma-glutamyl-phosphate reductase

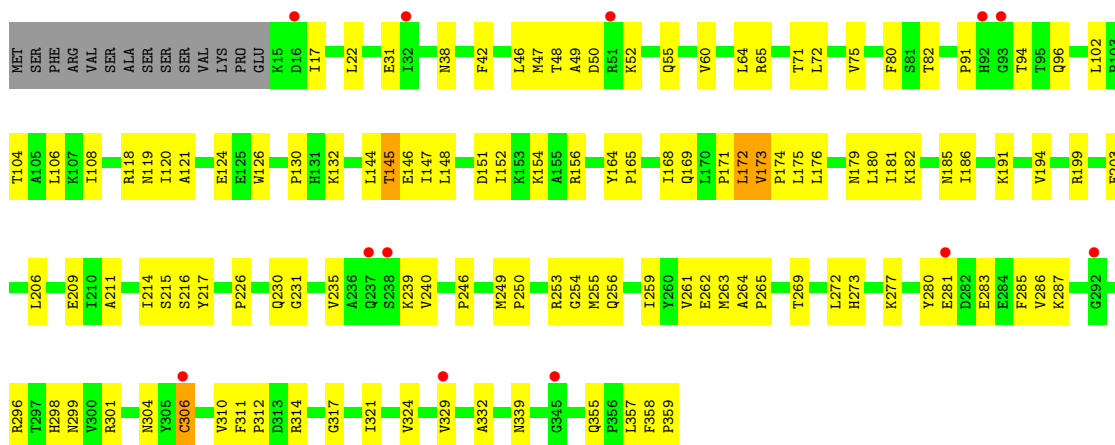


● Molecule 1: Probable N-acetyl-gamma-glutamyl-phosphate reductase

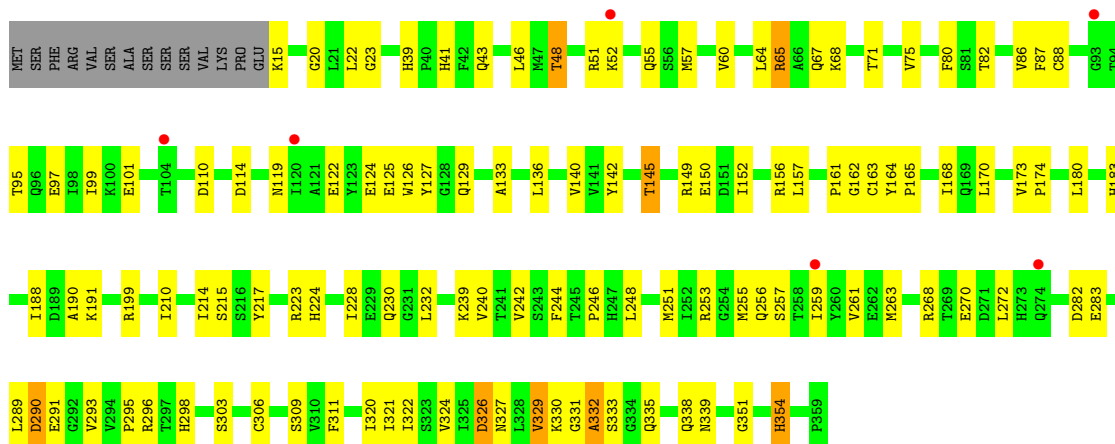




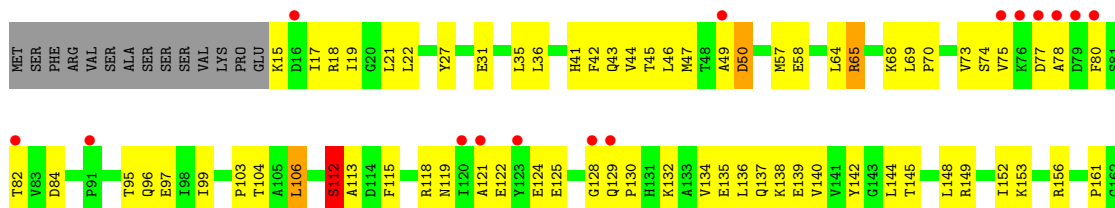
- Molecule 1: Probable N-acetyl-gamma-glutamyl-phosphate reductase

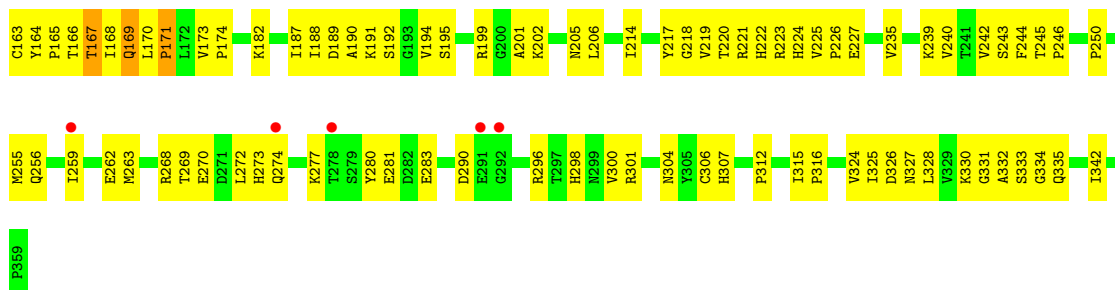


- Molecule 1: Probable N-acetyl-gamma-glutamyl-phosphate reductase

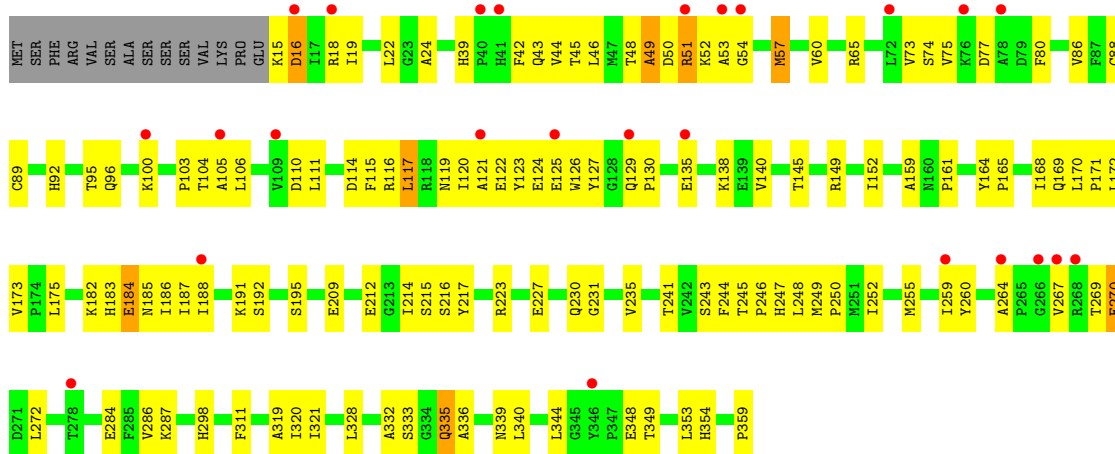


- Molecule 1: Probable N-acetyl-gamma-glutamyl-phosphate reductase

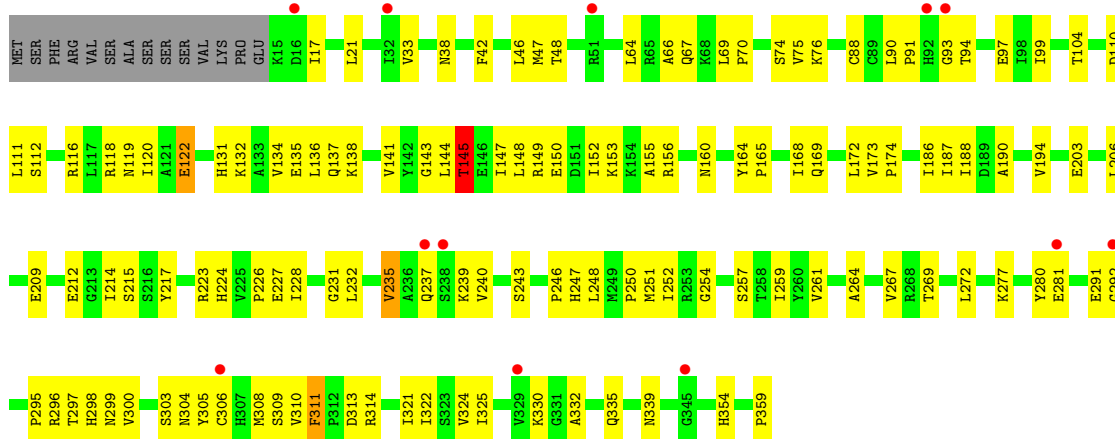




- Molecule 1: Probable N-acetyl-gamma-glutamyl-phosphate reductase

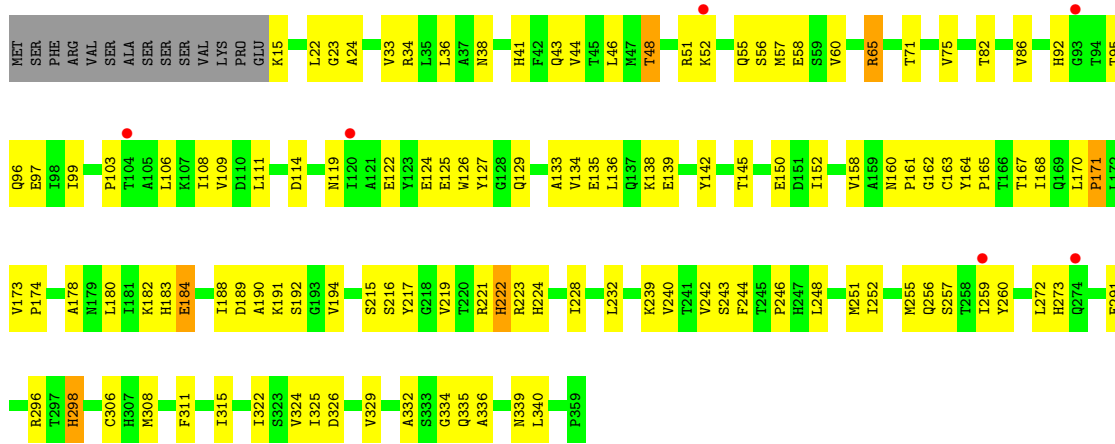


- Molecule 1: Probable N-acetyl-gamma-glutamyl-phosphate reductase

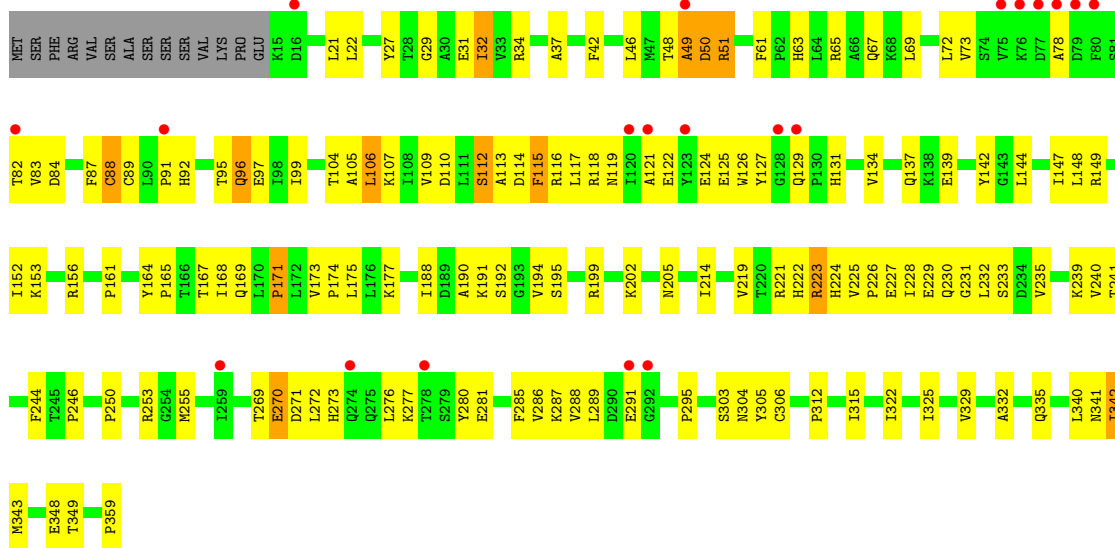


- Molecule 1: Probable N-acetyl-gamma-glutamyl-phosphate reductase

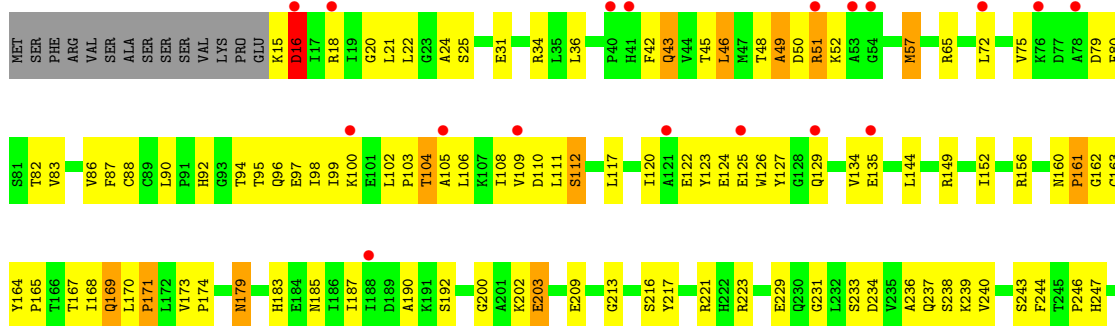


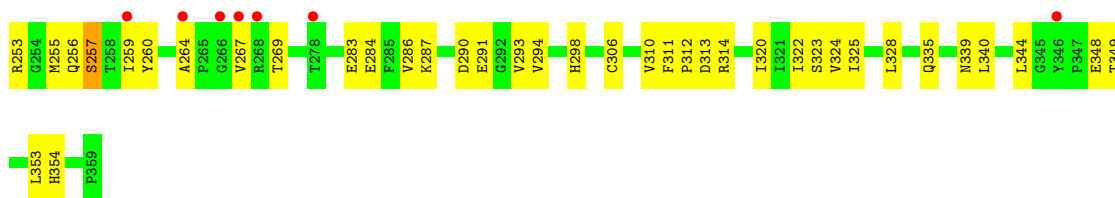


• Molecule 1: Probable N-acetyl-gamma-glutamyl-phosphate reductase



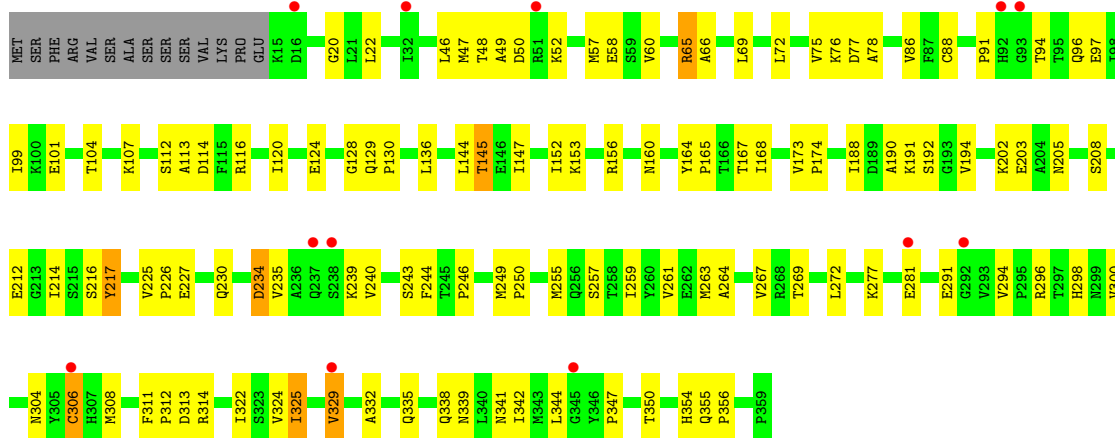
• Molecule 1: Probable N-acetyl-gamma-glutamyl-phosphate reductase





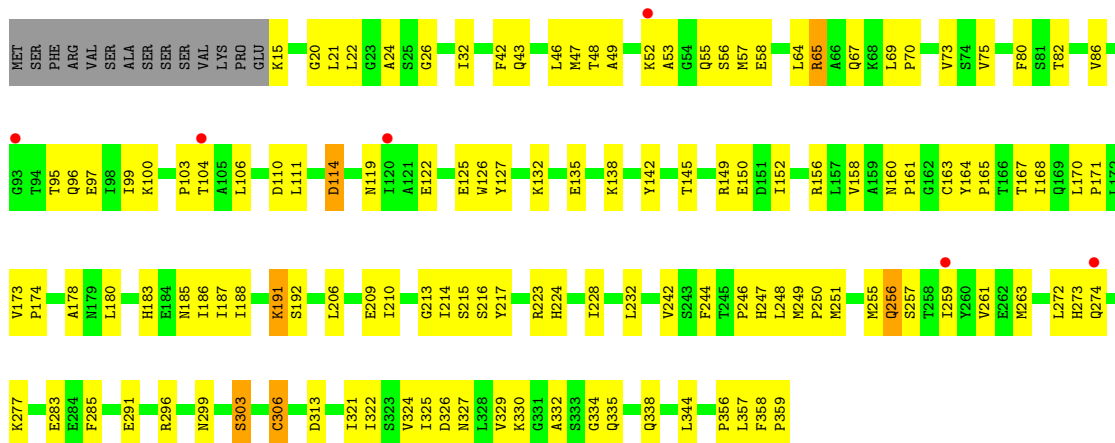
- Molecule 1: Probable N-acetyl-gamma-glutamyl-phosphate reductase

Chain 6-D: 3% 64% 31%



- Molecule 1: Probable N-acetyl-gamma-glutamyl-phosphate reductase

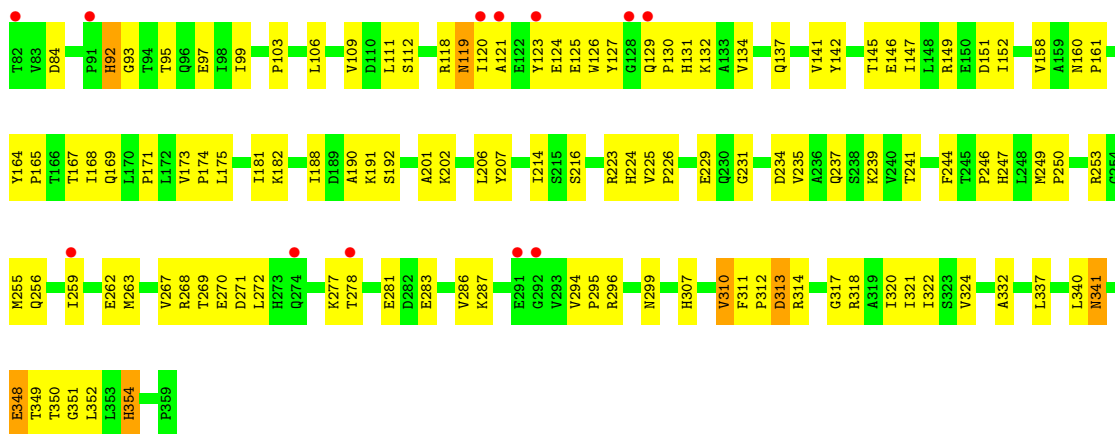
Chain 7-A: 2% 60% 35%



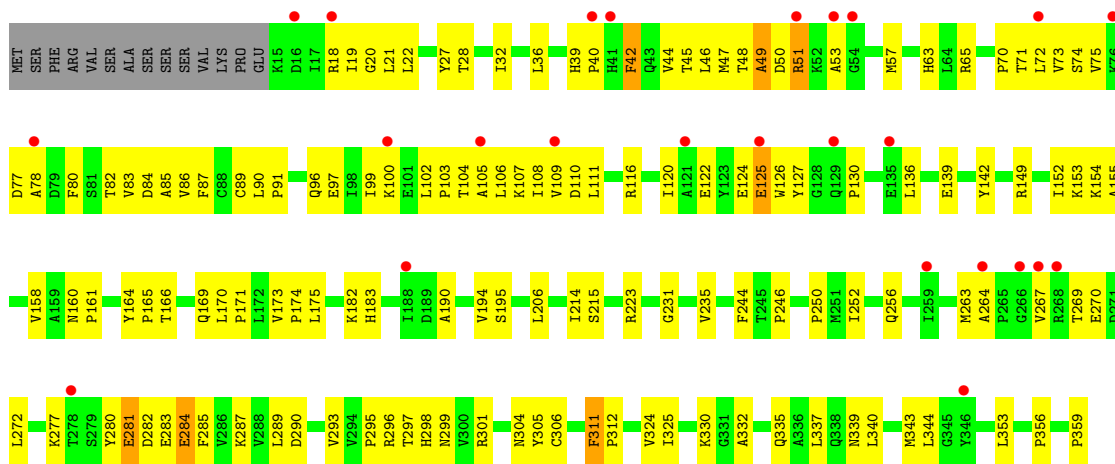
- Molecule 1: Probable N-acetyl-gamma-glutamyl-phosphate reductase

Chain 7-B: 6% 56% 38%

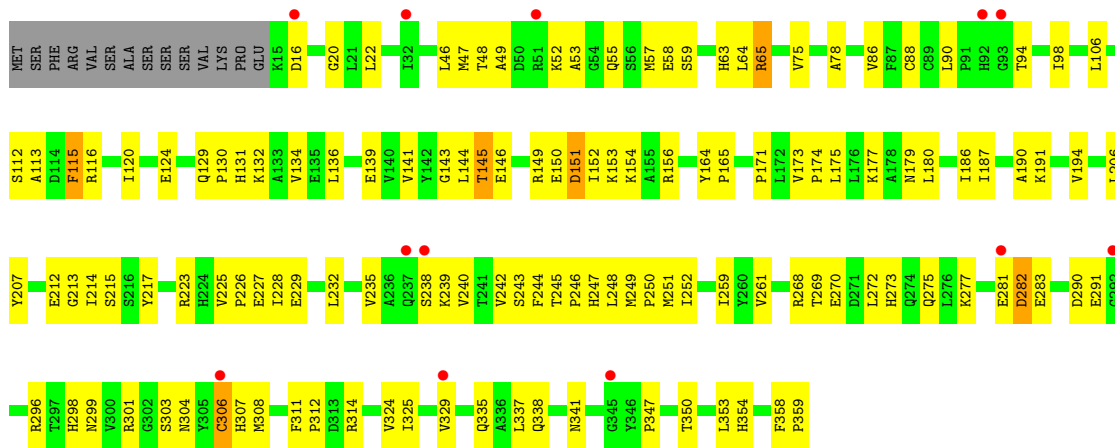




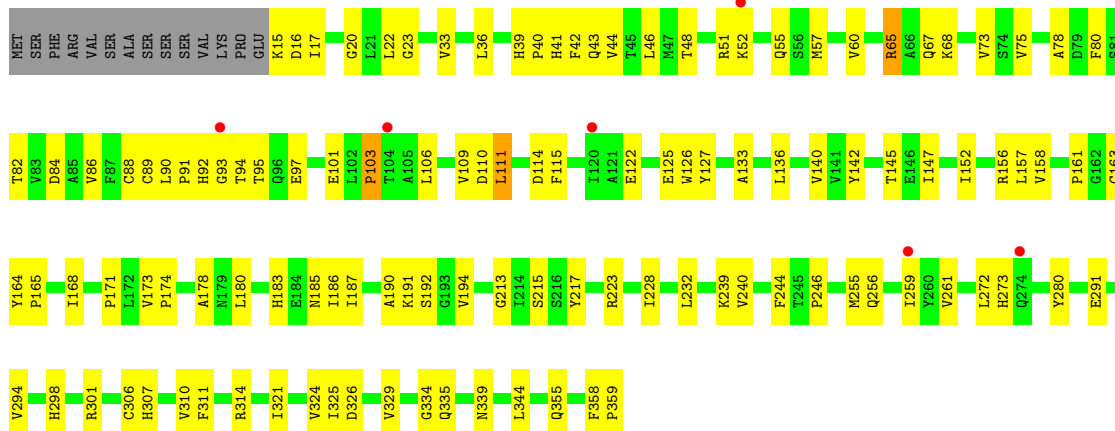
- Molecule 1: Probable N-acetyl-gamma-glutamyl-phosphate reductase



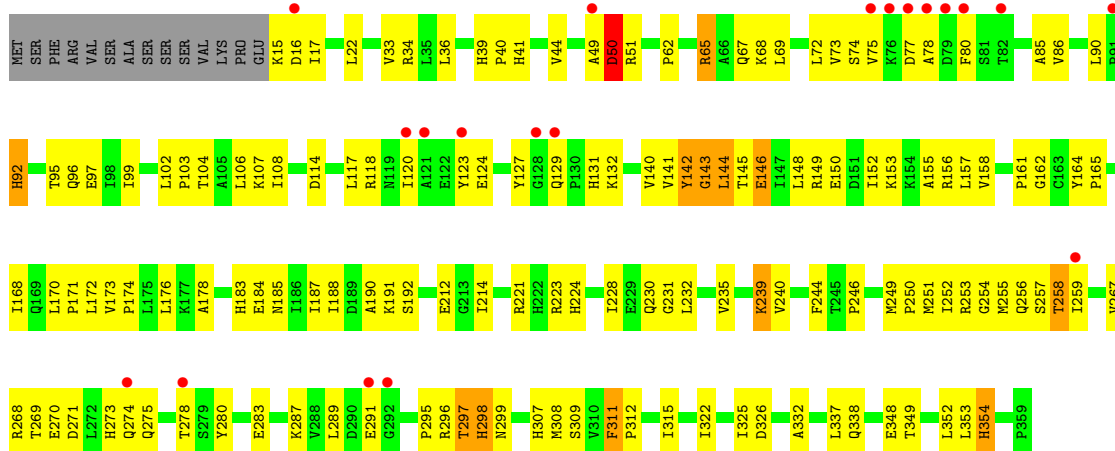
- Molecule 1: Probable N-acetyl-gamma-glutamyl-phosphate reductase



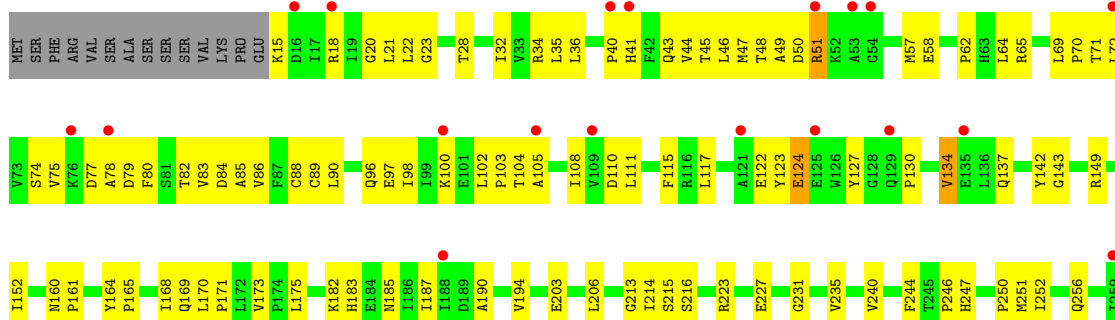
- Molecule 1: Probable N-acetyl-gamma-glutamyl-phosphate reductase



- Molecule 1: Probable N-acetyl-gamma-glutamyl-phosphate reductase

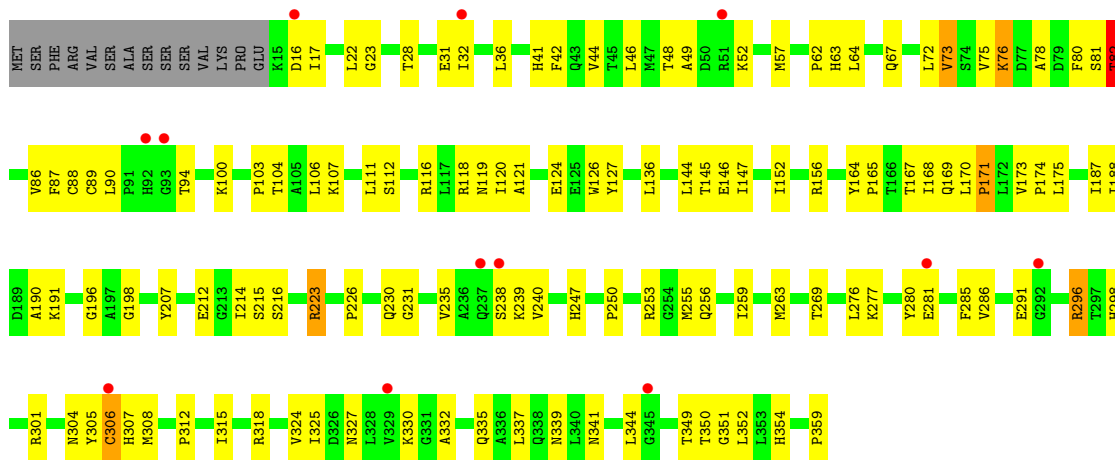


- Molecule 1: Probable N-acetyl-gamma-glutamyl-phosphate reductase





● Molecule 1: Probable N-acetyl-gamma-glutamyl-phosphate reductase



4 Data and refinement statistics

Property	Value	Source
Space group	P 1 21 1	Depositor
Cell constants a, b, c, α , β , γ	84.60Å 107.07Å 85.75Å 90.00° 118.88° 90.00°	Depositor
Resolution (Å)	27.31 – 2.19 27.54 – 2.19	Depositor EDS
% Data completeness (in resolution range)	92.9 (27.31-2.19) 92.9 (27.54-2.19)	Depositor EDS
R_{merge}	(Not available)	Depositor
R_{sym}	(Not available)	Depositor
$\langle I/\sigma(I) \rangle$ ¹	3.61 (at 2.20Å)	Xtriage
Refinement program	CNS 1.1	Depositor
R, R_{free}	0.152 , 0.212 0.154 , 0.210	Depositor DCC
R_{free} test set	3240 reflections (4.84%)	wwPDB-VP
Wilson B-factor (Å ²)	26.0	Xtriage
Anisotropy	0.860	Xtriage
Bulk solvent k_{sol} (e/Å ³), B_{sol} (Å ²)	0.30 , 73.6	EDS
L-test for twinning ²	$\langle L \rangle = 0.50$, $\langle L^2 \rangle = 0.33$	Xtriage
Estimated twinning fraction	0.002 for -h-l,k,h 0.002 for l,k,-h-l 0.018 for h,-k,-h-l 0.017 for -h-l,-k,l 0.016 for l,-k,h	Xtriage
F_o, F_c correlation	0.96	EDS
Total number of atoms	93408	wwPDB-VP
Average B, all atoms (Å ²)	35.0	wwPDB-VP

Xtriage's analysis on translational NCS is as follows: *The largest off-origin peak in the Patterson function is 5.08% of the height of the origin peak. No significant pseudotranslation is detected.*

¹Intensities estimated from amplitudes.

²Theoretical values of $\langle |L| \rangle$, $\langle L^2 \rangle$ for acentric reflections are 0.5, 0.333 respectively for untwinned datasets, and 0.375, 0.2 for perfectly twinned datasets.

5 Model quality i

5.1 Standard geometry i

The Z score for a bond length (or angle) is the number of standard deviations the observed value is removed from the expected value. A bond length (or angle) with $|Z| > 5$ is considered an outlier worth inspection. RMSZ is the root-mean-square of all Z scores of the bond lengths (or angles).

Mol	Chain	Bond lengths		Bond angles	
		RMSZ	# Z >5	RMSZ	# Z >5
1	1-A	0.45	0/2734	0.68	1/3709 (0.0%)
1	1-B	0.45	0/2734	0.66	0/3709
1	1-C	0.44	0/2734	0.66	0/3709
1	1-D	0.45	0/2734	0.67	0/3709
1	2-A	0.46	0/2734	0.68	0/3709
1	2-B	0.45	0/2734	0.66	0/3709
1	2-C	0.44	0/2734	0.66	0/3709
1	2-D	0.47	0/2734	0.67	0/3709
1	3-A	0.45	0/2734	0.67	0/3709
1	3-B	0.46	0/2734	0.67	0/3709
1	3-C	0.44	0/2734	0.66	0/3709
1	3-D	0.47	0/2734	0.68	0/3709
1	4-A	0.45	0/2734	0.68	0/3709
1	4-B	0.46	0/2734	0.67	0/3709
1	4-C	0.43	0/2734	0.66	0/3709
1	4-D	0.47	0/2734	0.68	0/3709
1	5-A	0.47	0/2734	0.71	1/3709 (0.0%)
1	5-B	0.47	0/2734	0.70	0/3709
1	5-C	0.46	0/2734	0.70	0/3709
1	5-D	0.49	0/2734	0.69	0/3709
1	6-A	0.48	0/2734	0.70	1/3709 (0.0%)
1	6-B	0.48	1/2734 (0.0%)	0.71	0/3709
1	6-C	0.46	0/2734	0.70	0/3709
1	6-D	0.50	1/2734 (0.0%)	0.70	0/3709
1	7-A	0.47	0/2734	0.72	2/3709 (0.1%)
1	7-B	0.48	0/2734	0.70	0/3709
1	7-C	0.46	0/2734	0.68	0/3709
1	7-D	0.49	0/2734	0.73	0/3709
1	8-A	0.47	0/2734	0.71	1/3709 (0.0%)
1	8-B	0.47	0/2734	0.69	0/3709
1	8-C	0.46	0/2734	0.69	0/3709
1	8-D	0.53	1/2734 (0.0%)	0.72	0/3709
All	All	0.46	3/87488 (0.0%)	0.69	6/118688 (0.0%)

All (3) bond length outliers are listed below:

Mol	Chain	Res	Type	Atoms	Z	Observed(Å)	Ideal(Å)
1	8-D	306	CYS	CB-SG	-8.15	1.68	1.82
1	6-B	88	CYS	CB-SG	6.15	1.92	1.82
1	6-D	306	CYS	CB-SG	-5.67	1.72	1.81

All (6) bond angle outliers are listed below:

Mol	Chain	Res	Type	Atoms	Z	Observed(°)	Ideal(°)
1	7-A	326	ASP	N-CA-C	-5.49	96.17	111.00
1	1-A	326	ASP	N-CA-C	-5.36	96.52	111.00
1	8-A	326	ASP	N-CA-C	-5.33	96.61	111.00
1	7-A	285	PHE	N-CA-C	5.11	124.78	111.00
1	6-A	326	ASP	N-CA-C	-5.05	97.36	111.00
1	5-A	326	ASP	N-CA-C	-5.01	97.48	111.00

There are no chirality outliers.

There are no planarity outliers.

5.2 Too-close contacts [\(i\)](#)

In the following table, the Non-H and H(model) columns list the number of non-hydrogen atoms and hydrogen atoms in the chain respectively. The H(added) column lists the number of hydrogen atoms added and optimized by MolProbity. The Clashes column lists the number of clashes within the asymmetric unit, whereas Symm-Clashes lists symmetry-related clashes.

Mol	Chain	Non-H	H(model)	H(added)	Clashes	Symm-Clashes
1	1-A	2680	0	2718	104	0
1	1-B	2680	0	2718	113	0
1	1-C	2680	0	2718	135	0
1	1-D	2680	0	2718	101	0
1	2-A	2680	0	2718	104	0
1	2-B	2680	0	2718	101	0
1	2-C	2680	0	2718	155	0
1	2-D	2680	0	2718	104	0
1	3-A	2680	0	2718	158	0
1	3-B	2680	0	2718	147	0
1	3-C	2680	0	2718	154	0
1	3-D	2680	0	2718	115	0
1	4-A	2680	0	2718	113	0
1	4-B	2680	0	2718	169	0
1	4-C	2680	0	2718	145	0

Continued on next page...

Continued from previous page...

Mol	Chain	Non-H	H(model)	H(added)	Clashes	Symm-Clashes
1	4-D	2680	0	2718	109	0
1	5-A	2680	0	2718	109	0
1	5-B	2680	0	2718	144	0
1	5-C	2680	0	2718	119	0
1	5-D	2680	0	2718	124	0
1	6-A	2680	0	2718	100	0
1	6-B	2680	0	2718	134	0
1	6-C	2680	0	2718	127	0
1	6-D	2680	0	2718	100	0
1	7-A	2680	0	2718	128	0
1	7-B	2680	0	2718	126	0
1	7-C	2680	0	2718	137	0
1	7-D	2680	0	2718	131	0
1	8-A	2680	0	2718	100	0
1	8-B	2680	0	2718	141	0
1	8-C	2680	0	2718	108	0
1	8-D	2680	0	2718	113	0
2	1-A	270	0	0	10	0
2	1-B	225	0	0	17	0
2	1-C	220	0	0	11	0
2	1-D	241	0	0	11	0
2	2-A	263	0	0	10	0
2	2-B	227	0	0	15	0
2	2-C	231	0	0	16	0
2	2-D	235	0	0	12	0
2	3-A	268	0	0	11	0
2	3-B	216	0	0	8	0
2	3-C	228	0	0	14	0
2	3-D	244	0	0	13	0
2	4-A	267	0	0	12	0
2	4-B	224	0	0	21	0
2	4-C	223	0	0	13	0
2	4-D	242	0	0	16	0
2	5-A	262	0	0	17	0
2	5-B	223	0	0	14	0
2	5-C	229	0	0	15	0
2	5-D	242	0	0	20	0
2	6-A	267	0	0	16	0
2	6-B	225	0	0	13	0
2	6-C	224	0	0	10	0
2	6-D	240	0	0	13	0
2	7-A	269	0	0	10	0

Continued on next page...

Continued from previous page...

Mol	Chain	Non-H	H(model)	H(added)	Clashes	Symm-Clashes
2	7-B	223	0	0	9	0
2	7-C	224	0	0	11	0
2	7-D	240	0	0	13	0
2	8-A	267	0	0	11	0
2	8-B	222	0	0	12	0
2	8-C	231	0	0	11	0
2	8-D	236	0	0	11	0
All	All	93408	0	86976	3764	0

The all-atom clashscore is defined as the number of clashes found per 1000 atoms (including hydrogen atoms). The all-atom clashscore for this structure is 22.

All (3764) close contacts within the same asymmetric unit are listed below, sorted by their clash magnitude.

Atom-1	Atom-2	Interatomic distance (Å)	Clash overlap (Å)
1:A:151:ASP:HA	1:A:154:LYS:HE2	1.37	1.06
1:C:67:GLN:HE21	1:C:69:LEU:HD21	1.21	1.04
1:B:15:LYS:HD2	1:B:43:GLN:HB2	1.38	1.03
1:B:306:CYS:HA	1:B:325:ILE:HG22	1.42	1.01
1:D:306:CYS:HB3	1:D:325:ILE:HG22	1.42	1.01
1:C:125:GLU:HG3	1:C:126:TRP:H	1.23	1.00
1:D:151:ASP:HA	1:D:154:LYS:HE2	1.43	0.99
1:B:73:VAL:HG12	1:B:74:SER:H	1.28	0.98
1:D:202:LYS:HB2	1:D:205:ASN:ND2	1.80	0.97
1:A:191:LYS:HB3	1:A:247:HIS:HB2	1.44	0.97
1:C:257:SER:HB3	1:C:259:ILE:HD11	1.43	0.96
1:A:15:LYS:HD2	1:A:43:GLN:HB2	1.47	0.96
1:C:51:ARG:H	1:C:51:ARG:HE	0.97	0.95
1:C:51:ARG:H	1:C:51:ARG:HD2	1.31	0.95
1:D:170:LEU:HD12	1:D:306:CYS:SG	2.06	0.95
1:C:51:ARG:H	1:C:51:ARG:HD2	1.29	0.95
1:D:310:VAL:HG22	1:D:321:ILE:HG12	1.46	0.95
1:B:221:ARG:HD3	2:B:474:HOH:O	1.65	0.95
1:C:86:VAL:HB	1:C:108:ILE:HD13	1.45	0.95
1:A:63:HIS:HD2	1:B:356:PRO:HB2	1.27	0.94
1:D:151:ASP:HA	1:D:154:LYS:HE2	1.47	0.94
1:C:51:ARG:H	1:C:51:ARG:HD2	1.32	0.94
1:C:22:LEU:HA	1:C:48:THR:HB	1.46	0.94
1:A:15:LYS:HD2	1:A:43:GLN:HB2	1.50	0.94
1:A:256:GLN:HB2	1:A:324:VAL:HG12	1.46	0.93
1:A:145:THR:HG21	1:A:338:GLN:NE2	1.84	0.93

Continued on next page...

Continued from previous page...

Atom-1	Atom-2	Interatomic distance (Å)	Clash overlap (Å)
1:B:256:GLN:HB2	1:B:324:VAL:HG12	1.49	0.93
1:D:310:VAL:HG22	1:D:321:ILE:HG12	1.51	0.92
1:B:73:VAL:HG12	1:B:74:SER:H	1.31	0.92
1:C:50:ASP:H	1:C:51:ARG:NH2	1.68	0.92
1:D:75:VAL:HG23	1:D:76:LYS:HD2	1.51	0.92
1:A:249:MET:HE3	1:D:214:ILE:HG21	1.50	0.92
1:A:215:SER:HB3	1:D:296:ARG:HG3	1.53	0.91
1:B:73:VAL:HG12	1:B:74:SER:H	1.36	0.91
1:B:73:VAL:HG12	1:B:74:SER:H	1.34	0.91
1:B:46:LEU:HD11	1:B:78:ALA:HB1	1.53	0.91
1:D:173:VAL:HG13	1:D:235:VAL:HG11	1.52	0.91
1:C:51:ARG:H	1:C:51:ARG:HE	1.12	0.90
1:C:51:ARG:H	1:C:51:ARG:HE	1.12	0.90
1:B:220:THR:HG22	1:B:221:ARG:HG3	1.54	0.90
1:B:195:SER:HB2	1:B:252:ILE:O	1.71	0.89
1:A:91:PRO:HD2	1:A:94:THR:HG21	1.54	0.89
1:B:173:VAL:HG13	1:B:235:VAL:HG21	1.55	0.89
1:A:298:HIS:HA	1:A:301:ARG:HD3	1.54	0.89
1:C:103:PRO:HG2	1:C:106:LEU:HG	1.53	0.89
1:C:306:CYS:HB3	1:C:325:ILE:HG22	1.55	0.89
1:B:221:ARG:HD3	2:B:473:HOH:O	1.73	0.89
1:D:151:ASP:HA	1:D:154:LYS:HE2	1.54	0.89
1:B:192:SER:HB3	1:B:255:MET:HE2	1.55	0.88
1:B:18:ARG:HD3	2:B:509:HOH:O	1.74	0.88
1:B:73:VAL:HG12	1:B:74:SER:H	1.38	0.87
1:C:141:VAL:HB	1:C:158:VAL:HG22	1.55	0.87
1:B:221:ARG:HG2	2:C:419:HOH:O	1.74	0.87
1:B:103:PRO:HG2	1:B:106:LEU:HD22	1.54	0.87
1:A:96:GLN:HB2	1:A:132:LYS:HE3	1.58	0.86
1:B:74:SER:HB3	1:B:77:ASP:HB2	1.57	0.86
1:B:149:ARG:HD3	1:B:348:GLU:OE1	1.76	0.86
1:B:206:LEU:HA	1:D:206:LEU:HA	1.58	0.86
1:C:96:GLN:HE21	1:C:114:ASP:HB3	1.41	0.86
1:B:256:GLN:NE2	1:B:322:ILE:HG23	1.90	0.86
1:B:269:THR:HA	1:B:272:LEU:HD12	1.56	0.86
1:B:221:ARG:HD3	2:B:472:HOH:O	1.75	0.86
1:A:259:ILE:HB	1:A:321:ILE:HB	1.58	0.85
1:A:256:GLN:HB3	1:D:214:ILE:HD11	1.58	0.85
1:B:221:ARG:HD3	2:B:472:HOH:O	1.73	0.85
1:B:304:ASN:HA	1:B:329:VAL:HG11	1.57	0.85
1:C:86:VAL:H	1:C:108:ILE:HG12	1.41	0.85

Continued on next page...

Continued from previous page...

Atom-1	Atom-2	Interatomic distance (Å)	Clash overlap (Å)
1:B:51:ARG:H	1:B:51:ARG:HD2	1.42	0.85
1:D:75:VAL:HG23	2:D:400:HOH:O	1.77	0.85
1:A:145:THR:HG21	1:A:338:GLN:NE2	1.92	0.85
1:C:149:ARG:HD3	1:C:348:GLU:OE1	1.77	0.85
1:B:188:ILE:HG12	1:B:259:ILE:HG12	1.58	0.84
1:D:47:MET:HE1	1:D:69:LEU:HB3	1.59	0.84
1:C:182:LYS:HB3	1:C:184:GLU:OE1	1.77	0.84
1:B:273:HIS:ND1	1:B:291:GLU:HG3	1.93	0.83
1:A:23:GLY:H	1:A:48:THR:HG22	1.40	0.82
1:B:103:PRO:HG2	1:B:106:LEU:HD22	1.59	0.82
1:C:22:LEU:HD11	1:C:80:PHE:HE2	1.44	0.82
1:D:168:ILE:HD11	1:D:188:ILE:HG21	1.60	0.82
1:B:173:VAL:HG13	1:B:235:VAL:HG21	1.61	0.82
1:B:49:ALA:HB3	1:B:72:LEU:HD13	1.61	0.82
1:D:173:VAL:HG13	1:D:235:VAL:HG11	1.61	0.82
1:A:15:LYS:HE3	2:A:428:HOH:O	1.79	0.82
1:C:173:VAL:HG13	1:C:235:VAL:HG21	1.62	0.82
1:B:103:PRO:HG2	1:B:106:LEU:HD22	1.61	0.82
1:D:88:CYS:HB2	1:D:110:ASP:HA	1.61	0.82
1:C:22:LEU:HA	1:C:48:THR:HB	1.59	0.82
1:A:310:VAL:HG13	1:A:321:ILE:HG13	1.62	0.82
1:B:142:TYR:CZ	1:B:161:PRO:HB3	2.14	0.82
1:A:191:LYS:CB	1:A:247:HIS:HB2	2.09	0.82
1:C:296:ARG:O	1:C:324:VAL:HG21	1.80	0.81
1:C:51:ARG:H	1:C:51:ARG:HD2	1.45	0.81
1:B:84:ASP:C	1:B:106:LEU:HG	2.00	0.81
1:B:103:PRO:HG2	1:B:106:LEU:HD22	1.62	0.81
1:C:50:ASP:H	1:C:51:ARG:HH21	1.26	0.81
1:D:75:VAL:HG23	2:D:404:HOH:O	1.81	0.81
1:C:115:PHE:HB3	1:C:140:VAL:HG11	1.63	0.80
1:B:117:LEU:HD13	1:B:122:GLU:HB3	1.63	0.80
1:A:15:LYS:HE3	2:A:426:HOH:O	1.81	0.80
1:D:75:VAL:HG23	2:D:398:HOH:O	1.82	0.80
1:C:65:ARG:HD2	2:C:531:HOH:O	1.81	0.80
1:C:315:ILE:HG23	1:C:316:PRO:HD2	1.63	0.80
1:C:67:GLN:NE2	1:C:69:LEU:HD21	1.95	0.80
1:C:50:ASP:N	1:C:51:ARG:HH21	1.80	0.80
1:C:48:THR:HG21	1:C:75:VAL:HG22	1.64	0.80
1:C:124:GLU:HG2	1:C:130:PRO:HA	1.62	0.79
1:C:51:ARG:H	1:C:51:ARG:HE	1.26	0.79
1:D:99:ILE:HG23	1:D:108:ILE:HD13	1.64	0.79

Continued on next page...

Continued from previous page...

Atom-1	Atom-2	Interatomic distance (Å)	Clash overlap (Å)
1:C:51:ARG:H	1:C:51:ARG:NE	1.78	0.79
1:A:49:ALA:O	1:A:53:ALA:HB2	1.83	0.79
1:A:47:MET:HE2	1:A:70:PRO:HD2	1.65	0.79
1:A:23:GLY:H	1:A:48:THR:HG22	1.46	0.79
1:D:165:PRO:HG2	1:D:227:GLU:OE1	1.83	0.78
1:B:296:ARG:HB2	1:B:299:ASN:HD22	1.48	0.78
1:C:259:ILE:HB	1:C:321:ILE:HB	1.63	0.78
1:C:35:LEU:HD22	1:C:352:LEU:HD23	1.64	0.78
1:B:220:THR:HG22	1:B:221:ARG:HG3	1.65	0.78
1:A:111:LEU:HA	1:A:160:ASN:HB3	1.63	0.78
1:B:322:ILE:HG22	1:B:322:ILE:O	1.81	0.78
1:C:80:PHE:HB3	1:C:106:LEU:HD11	1.65	0.78
1:D:281:GLU:HB3	2:D:589:HOH:O	1.84	0.78
1:B:173:VAL:HG13	1:B:235:VAL:HG21	1.64	0.78
1:A:211:ALA:HA	1:A:250:PRO:HB3	1.64	0.78
1:B:231:GLY:O	1:B:235:VAL:HG23	1.84	0.78
1:B:354:HIS:H	1:B:354:HIS:CD2	1.98	0.77
1:B:195:SER:HB3	1:B:327:ASN:HD21	1.48	0.77
1:B:39:HIS:HD1	1:B:41:HIS:H	1.30	0.77
1:D:282:ASP:HB2	2:D:590:HOH:O	1.85	0.77
1:B:280:TYR:HD1	1:B:283:GLU:HG3	1.48	0.77
1:A:191:LYS:HG3	1:A:247:HIS:ND1	2.00	0.77
1:C:282:ASP:HB3	2:C:555:HOH:O	1.83	0.77
1:A:192:SER:HB2	1:A:255:MET:HE2	1.67	0.77
1:B:19:ILE:HD11	1:B:42:PHE:HB3	1.67	0.77
1:B:176:LEU:HD13	1:B:236:ALA:HB2	1.66	0.77
1:B:90:LEU:HD12	1:B:95:THR:HA	1.67	0.77
1:B:269:THR:HG21	1:B:312:PRO:HA	1.65	0.77
1:D:298:HIS:HA	1:D:301:ARG:HH11	1.48	0.77
1:B:73:VAL:HG12	1:B:74:SER:H	1.48	0.77
1:C:173:VAL:HG13	1:C:235:VAL:HG11	1.67	0.76
1:B:304:ASN:HA	1:B:330:LYS:HB2	1.67	0.76
1:C:262:GLU:HA	1:C:318:ARG:HA	1.68	0.76
2:C:422:HOH:O	1:D:62:PRO:HG3	1.85	0.76
1:C:145:THR:HG21	1:C:338:GLN:NE2	1.99	0.76
1:D:341:ASN:HD21	1:D:350:THR:HB	1.50	0.76
1:D:75:VAL:HG23	2:D:400:HOH:O	1.86	0.76
1:A:49:ALA:O	1:A:53:ALA:HB2	1.86	0.76
1:A:97:GLU:O	1:A:101:GLU:HG2	1.85	0.76
1:D:188:ILE:HG12	1:D:259:ILE:HG23	1.67	0.76
1:D:281:GLU:HB3	2:D:591:HOH:O	1.85	0.76

Continued on next page...

Continued from previous page...

Atom-1	Atom-2	Interatomic distance (Å)	Clash overlap (Å)
1:C:203:GLU:O	1:C:209:GLU:HG3	1.86	0.76
1:B:142:TYR:CZ	1:B:161:PRO:HB3	2.20	0.76
1:D:34:ARG:NH2	1:D:329:VAL:HG22	2.00	0.76
1:C:50:ASP:H	1:C:51:ARG:HH21	1.31	0.75
1:D:75:VAL:HG23	2:D:402:HOH:O	1.87	0.75
1:B:142:TYR:CZ	1:B:161:PRO:HB3	2.21	0.75
1:C:88:CYS:HB2	1:C:110:ASP:HA	1.68	0.75
1:D:281:GLU:HB3	2:D:585:HOH:O	1.86	0.75
1:B:305:TYR:HB3	1:B:307:HIS:CD2	2.21	0.75
1:A:49:ALA:O	1:A:53:ALA:HB2	1.87	0.75
1:C:51:ARG:H	1:C:51:ARG:NE	1.85	0.75
1:A:185:ASN:ND2	2:A:602:HOH:O	2.19	0.74
1:D:188:ILE:HG23	1:D:259:ILE:HG13	1.68	0.74
1:B:52:LYS:HA	1:B:55:GLN:NE2	2.02	0.74
1:C:125:GLU:HG3	1:C:126:TRP:N	2.02	0.74
1:B:173:VAL:HG13	1:B:235:VAL:HG21	1.69	0.74
1:D:104:THR:O	1:D:156:ARG:HD2	1.88	0.74
1:A:52:LYS:HD3	1:A:60:VAL:HG22	1.70	0.74
1:A:260:TYR:HB3	2:A:375:HOH:O	1.86	0.74
1:C:269:THR:HG21	1:C:312:PRO:HA	1.68	0.74
1:C:127:TYR:CE1	1:C:223:ARG:HD3	2.23	0.74
1:C:243:SER:O	2:C:363:HOH:O	2.05	0.74
1:C:39:HIS:HE2	1:C:337:LEU:HD11	1.52	0.74
1:C:106:LEU:HD13	1:C:108:ILE:HD11	1.70	0.74
1:B:149:ARG:O	1:B:153:LYS:HG3	1.87	0.74
1:B:120:ILE:HG23	1:B:131:HIS:HB2	1.68	0.73
1:C:284:GLU:O	1:C:287:LYS:HE2	1.87	0.73
1:C:20:GLY:HA3	1:C:86:VAL:HG22	1.70	0.73
1:C:107:LYS:HE2	1:C:156:ARG:HA	1.70	0.73
1:D:173:VAL:HG13	1:D:235:VAL:HG21	1.68	0.73
1:B:256:GLN:HB2	1:B:324:VAL:HG12	1.69	0.73
1:B:142:TYR:O	1:B:158:VAL:HG13	1.87	0.73
1:C:15:LYS:HG2	1:C:16:ASP:H	1.52	0.73
1:C:48:THR:HG21	1:C:75:VAL:HG22	1.69	0.73
1:A:142:TYR:CZ	1:A:161:PRO:HB3	2.24	0.73
1:A:135:GLU:HG2	2:A:447:HOH:O	1.87	0.73
1:A:97:GLU:HB3	1:A:132:LYS:HD2	1.69	0.73
1:C:22:LEU:HA	1:C:48:THR:HB	1.70	0.73
1:B:18:ARG:NH1	1:B:82:THR:HB	2.03	0.73
1:C:175:LEU:HD22	1:C:272:LEU:HD22	1.71	0.73
1:A:63:HIS:CD2	1:B:356:PRO:HB2	2.19	0.73

Continued on next page...

Continued from previous page...

Atom-1	Atom-2	Interatomic distance (Å)	Clash overlap (Å)
1:A:256:GLN:NE2	1:A:322:ILE:HG23	2.03	0.73
1:B:152:ILE:HG23	1:B:158:VAL:HG21	1.70	0.73
1:B:95:THR:HB	1:B:114:ASP:OD2	1.87	0.73
1:D:46:LEU:HD21	1:D:78:ALA:HB1	1.71	0.73
1:C:340:LEU:O	1:C:344:LEU:HD13	1.89	0.73
1:B:306:CYS:SG	1:B:325:ILE:HG22	2.29	0.72
1:C:245:THR:OG1	2:C:363:HOH:O	2.05	0.72
1:A:52:LYS:HD3	1:A:60:VAL:HG22	1.71	0.72
1:B:273:HIS:CE1	1:B:277:LYS:HD2	2.25	0.72
1:C:124:GLU:OE1	1:C:130:PRO:HA	1.88	0.72
1:D:145:THR:HG21	1:D:338:GLN:HG2	1.71	0.72
1:C:95:THR:HB	1:C:114:ASP:OD2	1.88	0.72
1:B:175:LEU:HD22	1:B:181:ILE:HG23	1.70	0.72
1:D:281:GLU:HB3	2:D:593:HOH:O	1.89	0.72
1:A:214:ILE:H	1:D:297:THR:HB	1.53	0.72
1:C:263:MET:SD	1:C:272:LEU:HD11	2.30	0.72
1:D:144:LEU:HD23	1:D:147:ILE:HG13	1.72	0.72
1:B:304:ASN:HA	1:B:329:VAL:CG1	2.20	0.72
1:A:64:LEU:HD22	1:A:67:GLN:HE21	1.53	0.72
1:C:161:PRO:HG2	1:C:335:GLN:NE2	2.04	0.72
1:C:118:ARG:H	1:C:230:GLN:HE22	1.36	0.72
1:B:103:PRO:HG2	1:B:106:LEU:HD22	1.72	0.72
1:C:299:ASN:ND2	2:C:370:HOH:O	2.10	0.72
1:A:215:SER:HB3	1:D:296:ARG:HG2	1.71	0.72
1:B:354:HIS:H	1:B:354:HIS:CD2	2.08	0.72
1:A:301:ARG:HG3	2:A:376:HOH:O	1.88	0.72
1:A:135:GLU:HG2	2:A:445:HOH:O	1.89	0.72
1:B:291:GLU:HG3	2:B:581:HOH:O	1.90	0.72
1:B:73:VAL:HG12	1:B:74:SER:N	2.04	0.71
1:D:306:CYS:SG	1:D:325:ILE:HG22	2.29	0.71
1:C:48:THR:HG23	1:C:75:VAL:HG22	1.70	0.71
1:B:21:LEU:O	1:B:47:MET:HA	1.90	0.71
1:B:83:VAL:HG23	1:B:106:LEU:HD11	1.72	0.71
1:C:71:THR:HB	2:C:537:HOH:O	1.89	0.71
1:B:147:ILE:HB	1:B:148:LEU:HD12	1.72	0.71
1:A:256:GLN:O	1:A:256:GLN:HG2	1.89	0.71
1:C:22:LEU:HD13	1:C:86:VAL:HG13	1.72	0.71
1:D:62:PRO:HD2	2:D:406:HOH:O	1.90	0.71
1:B:73:VAL:HG12	1:B:74:SER:N	2.04	0.71
1:C:50:ASP:N	1:C:51:ARG:HH21	1.88	0.71
1:D:202:LYS:HD2	1:D:205:ASN:ND2	2.04	0.71

Continued on next page...

Continued from previous page...

Atom-1	Atom-2	Interatomic distance (Å)	Clash overlap (Å)
1:C:161:PRO:HG2	1:C:335:GLN:NE2	2.05	0.71
1:D:167:THR:HG22	1:D:325:ILE:HG12	1.72	0.71
1:D:182:LYS:HE2	2:D:568:HOH:O	1.91	0.71
1:A:97:GLU:HB3	1:A:132:LYS:HD2	1.73	0.71
1:A:239:LYS:HE3	2:A:613:HOH:O	1.90	0.71
1:A:310:VAL:HG22	1:A:321:ILE:HG23	1.71	0.71
1:C:194:VAL:HG21	2:C:382:HOH:O	1.89	0.71
1:C:42:PHE:CE1	1:C:344:LEU:HD23	2.26	0.71
1:D:34:ARG:HH22	1:D:329:VAL:HG22	1.56	0.71
1:B:73:VAL:HG12	1:B:74:SER:N	2.05	0.71
1:D:212:GLU:HA	2:D:390:HOH:O	1.90	0.71
1:A:67:GLN:NE2	1:B:355:GLN:HG3	2.05	0.70
1:A:142:TYR:CZ	1:A:161:PRO:HB3	2.26	0.70
1:C:183:HIS:ND1	2:C:475:HOH:O	2.23	0.70
1:D:75:VAL:HG23	2:D:399:HOH:O	1.89	0.70
1:B:244:PHE:CZ	1:B:246:PRO:HG3	2.26	0.70
1:A:136:LEU:HD12	1:A:139:GLU:HG2	1.72	0.70
1:A:273:HIS:CE1	1:A:277:LYS:HD2	2.26	0.70
1:C:39:HIS:HD1	1:C:41:HIS:H	1.37	0.70
1:B:273:HIS:HE1	1:B:277:LYS:HD2	1.56	0.70
1:D:164:TYR:HB2	1:D:165:PRO:HD3	1.73	0.70
1:D:91:PRO:HG2	1:D:94:THR:HB	1.73	0.70
1:C:170:LEU:HB2	1:C:171:PRO:HD3	1.71	0.70
1:C:71:THR:HB	2:C:537:HOH:O	1.91	0.70
1:D:49:ALA:HB3	1:D:72:LEU:HD13	1.73	0.70
1:C:144:LEU:HD21	1:C:169:GLN:HB3	1.74	0.70
1:B:253:ARG:HG2	1:B:328:LEU:HD12	1.74	0.70
1:A:239:LYS:HE3	2:A:612:HOH:O	1.91	0.70
1:D:215:SER:OG	2:D:382:HOH:O	2.08	0.70
1:D:303:SER:O	2:D:373:HOH:O	2.09	0.70
1:B:73:VAL:HG12	1:B:74:SER:N	2.06	0.70
1:A:142:TYR:CZ	1:A:161:PRO:HB3	2.27	0.70
1:B:15:LYS:HD2	1:B:43:GLN:HB2	1.74	0.70
1:C:51:ARG:H	1:C:51:ARG:NE	1.88	0.70
1:B:175:LEU:HD22	1:B:272:LEU:HD22	1.72	0.70
1:D:231:GLY:O	1:D:235:VAL:HG23	1.92	0.70
1:D:52:LYS:HD3	1:D:60:VAL:HG22	1.74	0.70
1:A:239:LYS:HE3	2:A:608:HOH:O	1.92	0.69
1:B:173:VAL:HG22	1:B:235:VAL:HG21	1.73	0.69
1:A:48:THR:HG22	2:A:560:HOH:O	1.92	0.69
1:A:52:LYS:HD3	1:A:60:VAL:HG22	1.74	0.69

Continued on next page...

Continued from previous page...

Atom-1	Atom-2	Interatomic distance (Å)	Clash overlap (Å)
1:A:183:HIS:ND1	2:A:602:HOH:O	2.26	0.69
1:C:265:PRO:HA	2:C:579:HOH:O	1.92	0.69
1:C:167:THR:HG22	1:C:325:ILE:CG1	2.22	0.69
1:C:256:GLN:NE2	1:C:322:ILE:HG23	2.08	0.69
1:D:152:ILE:HD13	1:D:339:ASN:OD1	1.93	0.69
1:C:191:LYS:NZ	1:C:258:THR:H	1.89	0.69
1:B:173:VAL:HB	1:B:174:PRO:HD3	1.75	0.69
1:C:37:ALA:HB3	1:D:355:GLN:HG3	1.74	0.69
1:A:142:TYR:CZ	1:A:161:PRO:HB3	2.26	0.69
1:B:68:LYS:HA	2:B:424:HOH:O	1.93	0.69
1:A:239:LYS:HE3	2:A:613:HOH:O	1.93	0.69
1:A:136:LEU:HD12	1:A:139:GLU:HG2	1.73	0.69
1:A:167:THR:HG22	1:A:325:ILE:HG23	1.74	0.69
1:B:218:GLY:O	1:B:222:HIS:HB2	1.93	0.69
1:C:161:PRO:HG2	1:C:335:GLN:NE2	2.07	0.69
1:D:297:THR:HG22	2:D:360:HOH:O	1.91	0.69
1:D:299:ASN:ND2	2:D:428:HOH:O	2.21	0.69
1:B:139:GLU:OE2	1:B:156:ARG:HD3	1.92	0.69
1:D:152:ILE:HD13	1:D:339:ASN:OD1	1.93	0.69
1:B:168:ILE:O	1:B:171:PRO:HD2	1.92	0.69
1:C:203:GLU:O	1:C:206:LEU:HG	1.93	0.69
1:B:51:ARG:HB2	2:B:415:HOH:O	1.92	0.69
1:B:92:HIS:HB3	2:B:533:HOH:O	1.93	0.69
1:B:307:HIS:O	1:B:323:SER:HA	1.93	0.69
1:B:65:ARG:NE	2:B:510:HOH:O	2.26	0.69
1:C:51:ARG:HD2	1:C:51:ARG:N	2.07	0.68
1:B:175:LEU:HD13	1:B:181:ILE:HD13	1.74	0.68
1:C:83:VAL:HG12	1:C:85:ALA:H	1.58	0.68
1:A:306:CYS:HB2	1:A:325:ILE:HG22	1.73	0.68
1:A:41:HIS:ND1	2:A:420:HOH:O	2.25	0.68
1:D:91:PRO:HG2	1:D:94:THR:OG1	1.93	0.68
1:B:314:ARG:HG3	1:B:314:ARG:HH11	1.58	0.68
1:A:239:LYS:HE3	2:A:616:HOH:O	1.93	0.68
1:C:145:THR:HG22	1:C:146:GLU:N	2.07	0.68
1:D:152:ILE:HD13	1:D:339:ASN:OD1	1.92	0.68
1:B:118:ARG:HB2	1:B:118:ARG:NH1	2.09	0.68
1:C:270:GLU:HG2	2:C:573:HOH:O	1.92	0.68
1:B:149:ARG:NH1	1:B:348:GLU:OE1	2.26	0.68
1:D:202:LYS:HB2	1:D:205:ASN:HD22	1.53	0.68
1:B:68:LYS:HA	2:B:424:HOH:O	1.94	0.68
1:B:173:VAL:HB	1:B:174:PRO:HD3	1.76	0.68

Continued on next page...

Continued from previous page...

Atom-1	Atom-2	Interatomic distance (Å)	Clash overlap (Å)
1:C:124:GLU:OE1	1:C:130:PRO:HA	1.93	0.68
1:A:65:ARG:HD2	1:B:287:LYS:HG3	1.75	0.68
1:B:51:ARG:HB2	2:B:417:HOH:O	1.93	0.68
1:B:68:LYS:HA	2:B:422:HOH:O	1.94	0.68
1:B:296:ARG:HD3	2:B:408:HOH:O	1.94	0.68
1:C:103:PRO:HG2	1:C:106:LEU:HG	1.76	0.68
1:A:57:MET:SD	1:A:61:PHE:HB2	2.34	0.68
1:A:142:TYR:CZ	1:A:161:PRO:HB3	2.29	0.68
1:B:325:ILE:HD12	1:B:326:ASP:C	2.14	0.68
1:A:191:LYS:HG3	1:A:247:HIS:HD1	1.58	0.68
1:D:104:THR:O	1:D:156:ARG:HD2	1.93	0.68
1:C:35:LEU:HD22	1:C:352:LEU:HD23	1.75	0.68
1:C:67:GLN:HE21	1:C:69:LEU:CD2	2.04	0.68
1:C:191:LYS:HZ3	1:C:256:GLN:HG2	1.58	0.68
1:B:217:TYR:O	1:B:246:PRO:HD2	1.94	0.68
1:C:51:ARG:HD2	1:C:51:ARG:N	2.09	0.68
1:B:21:LEU:HD13	1:B:32:ILE:HG21	1.75	0.68
1:D:281:GLU:HA	2:D:588:HOH:O	1.93	0.68
1:C:23:GLY:H	1:C:48:THR:HB	1.58	0.68
1:A:149:ARG:NH1	1:A:348:GLU:OE1	2.26	0.68
1:C:22:LEU:HB3	1:C:90:LEU:HD21	1.75	0.68
1:C:122:GLU:HA	1:C:125:GLU:HG2	1.75	0.68
1:B:65:ARG:NH1	1:B:65:ARG:HB2	2.08	0.68
1:B:214:ILE:HD11	1:C:256:GLN:HB3	1.74	0.68
1:A:218:GLY:HA3	1:A:222:HIS:CD2	2.29	0.67
1:A:153:LYS:HE2	1:A:342:ILE:HB	1.75	0.67
1:B:203:GLU:OE2	2:B:561:HOH:O	2.10	0.67
1:D:91:PRO:HG2	1:D:94:THR:OG1	1.94	0.67
1:C:167:THR:HG22	1:C:325:ILE:HG12	1.75	0.67
1:C:149:ARG:HD3	1:C:348:GLU:OE1	1.94	0.67
1:B:269:THR:HG21	1:B:312:PRO:HB3	1.76	0.67
1:B:36:LEU:HD12	1:B:44:VAL:CG2	2.25	0.67
1:B:90:LEU:HD12	1:B:95:THR:HA	1.74	0.67
1:B:231:GLY:O	1:B:235:VAL:HG23	1.95	0.67
1:C:257:SER:O	1:C:259:ILE:HG13	1.95	0.67
1:A:191:LYS:CG	1:A:247:HIS:HB2	2.25	0.67
1:D:306:CYS:HB3	1:D:325:ILE:CG2	2.21	0.67
1:B:49:ALA:HB3	1:B:72:LEU:HD13	1.77	0.67
1:D:81:SER:O	1:D:82:THR:HG23	1.94	0.67
1:B:315:ILE:HD13	1:C:185:ASN:HA	1.76	0.67
1:C:35:LEU:HD22	1:C:352:LEU:HD23	1.76	0.67

Continued on next page...

Continued from previous page...

Atom-1	Atom-2	Interatomic distance (Å)	Clash overlap (Å)
1:A:38:ASN:HB2	2:A:430:HOH:O	1.95	0.67
1:C:269:THR:HG21	1:C:312:PRO:HA	1.77	0.67
1:A:359:PRO:OXT	1:B:252:ILE:HG21	1.94	0.67
1:C:173:VAL:HG22	1:C:235:VAL:HG21	1.77	0.67
1:B:43:GLN:O	1:B:45:THR:HG23	1.95	0.67
1:C:49:ALA:HA	1:C:51:ARG:NH1	2.09	0.67
1:C:51:ARG:H	1:C:51:ARG:CD	1.99	0.67
1:A:301:ARG:HH12	1:B:252:ILE:HD12	1.60	0.67
1:B:161:PRO:HG2	1:B:335:GLN:NE2	2.09	0.67
1:A:192:SER:HB2	1:A:255:MET:HE2	1.76	0.67
1:A:144:LEU:HD12	1:A:335:GLN:OE1	1.95	0.67
1:B:183:HIS:O	1:B:240:VAL:HG13	1.95	0.67
1:C:176:LEU:HD22	1:C:236:ALA:HB2	1.76	0.67
1:D:173:VAL:HB	1:D:174:PRO:HD3	1.76	0.67
1:C:51:ARG:HD2	1:C:51:ARG:N	2.08	0.67
1:D:75:VAL:HG23	2:D:399:HOH:O	1.93	0.67
1:D:291:GLU:HG3	2:D:504:HOH:O	1.94	0.67
1:B:354:HIS:H	1:B:354:HIS:CD2	2.13	0.66
1:A:216:SER:H	1:D:256:GLN:NE2	1.92	0.66
1:A:164:TYR:CE1	1:A:190:ALA:HB1	2.30	0.66
1:D:145:THR:O	1:D:149:ARG:HB2	1.95	0.66
1:A:192:SER:HB2	1:A:255:MET:HE2	1.76	0.66
1:A:274:GLN:HE22	1:A:277:LYS:HE2	1.60	0.66
1:D:243:SER:O	2:D:367:HOH:O	2.13	0.66
1:B:17:ILE:HG23	1:B:84:ASP:HB2	1.77	0.66
1:B:125:GLU:HG3	1:B:126:TRP:N	2.10	0.66
1:C:161:PRO:HG2	1:C:335:GLN:HE21	1.60	0.66
1:C:175:LEU:HD22	1:C:272:LEU:HD22	1.78	0.66
1:A:136:LEU:O	1:A:139:GLU:HG2	1.94	0.66
1:C:31:GLU:CD	1:C:253:ARG:HH22	1.97	0.66
1:C:284:GLU:O	1:C:287:LYS:HE2	1.95	0.66
1:B:141:VAL:HG21	1:B:151:ASP:O	1.96	0.66
1:A:91:PRO:O	1:A:94:THR:HB	1.95	0.66
1:D:171:PRO:O	1:D:174:PRO:HD2	1.95	0.66
1:A:48:THR:HG22	2:A:556:HOH:O	1.95	0.66
1:A:142:TYR:CZ	1:A:161:PRO:HB3	2.31	0.66
1:A:301:ARG:HH12	1:B:252:ILE:CD1	2.09	0.66
1:D:270:GLU:H	1:D:270:GLU:CD	1.99	0.66
1:B:28:THR:HG23	2:B:419:HOH:O	1.96	0.66
1:B:73:VAL:HG12	1:B:74:SER:N	2.08	0.66
1:C:127:TYR:CE1	1:C:223:ARG:HD3	2.30	0.66

Continued on next page...

Continued from previous page...

Atom-1	Atom-2	Interatomic distance (Å)	Clash overlap (Å)
1:B:73:VAL:HG12	1:B:74:SER:N	2.10	0.66
1:A:187:ILE:HB	1:A:260:TYR:HB2	1.78	0.66
1:B:194:VAL:HA	1:B:248:LEU:HD11	1.77	0.66
1:D:165:PRO:HD3	1:D:224:HIS:ND1	2.11	0.66
1:B:68:LYS:HA	2:B:423:HOH:O	1.96	0.66
1:B:192:SER:HB2	1:B:255:MET:HE2	1.77	0.66
1:A:115:PHE:HB3	1:A:140:VAL:HG11	1.77	0.66
1:C:337:LEU:HD23	1:C:352:LEU:HD21	1.77	0.66
1:A:38:ASN:HB2	2:A:431:HOH:O	1.96	0.66
1:B:295:PRO:HG2	1:B:322:ILE:HG22	1.77	0.66
1:A:187:ILE:HD11	1:D:318:ARG:CZ	2.25	0.66
1:A:215:SER:HB3	1:D:296:ARG:HG3	1.77	0.66
1:C:173:VAL:HG13	1:C:235:VAL:HG11	1.78	0.66
1:B:168:ILE:HD13	1:B:188:ILE:HD13	1.78	0.66
1:D:57:MET:HE2	1:D:72:LEU:HD11	1.77	0.66
1:C:51:ARG:H	1:C:51:ARG:CD	2.05	0.66
1:B:168:ILE:HD13	1:B:188:ILE:HD13	1.78	0.66
1:C:284:GLU:HG3	1:C:285:PHE:N	2.08	0.66
1:A:15:LYS:HD2	1:A:43:GLN:HB2	1.77	0.66
1:D:164:TYR:HB2	1:D:165:PRO:HD3	1.77	0.66
1:B:36:LEU:HD22	1:B:42:PHE:HB2	1.76	0.66
1:C:142:TYR:O	1:C:148:LEU:HD22	1.95	0.66
1:C:50:ASP:H	1:C:51:ARG:HH21	1.41	0.66
1:C:49:ALA:HA	1:C:51:ARG:NH1	2.11	0.66
1:D:281:GLU:HG2	2:D:587:HOH:O	1.94	0.66
1:D:31:GLU:CD	1:D:253:ARG:HH22	1.98	0.66
1:A:136:LEU:HD21	1:A:157:LEU:HD22	1.78	0.66
1:B:297:THR:HA	1:B:324:VAL:HG21	1.78	0.66
1:B:269:THR:HA	1:B:272:LEU:CD1	2.24	0.66
1:C:26:GLY:N	2:C:421:HOH:O	2.25	0.65
1:B:140:VAL:HG22	1:B:157:LEU:HD23	1.77	0.65
1:A:47:MET:HE1	1:A:69:LEU:HB3	1.77	0.65
1:C:51:ARG:HE	1:C:51:ARG:N	1.82	0.65
1:C:80:PHE:HB3	1:C:106:LEU:HD11	1.77	0.65
1:C:122:GLU:HA	1:C:125:GLU:HG2	1.77	0.65
1:C:95:THR:HB	1:C:114:ASP:OD2	1.96	0.65
1:B:174:PRO:HA	1:B:177:LYS:HE2	1.78	0.65
1:A:100:LYS:O	1:A:100:LYS:HD3	1.96	0.65
1:B:192:SER:HB2	1:B:255:MET:HE2	1.79	0.65
1:D:194:VAL:HG23	1:D:248:LEU:HD11	1.78	0.65
1:B:118:ARG:HG2	2:B:539:HOH:O	1.95	0.65

Continued on next page...

Continued from previous page...

Atom-1	Atom-2	Interatomic distance (Å)	Clash overlap (Å)
1:B:67:GLN:OE1	1:B:69:LEU:HD11	1.97	0.65
1:D:264:ALA:HB3	1:D:267:VAL:HG21	1.78	0.65
1:A:207:TYR:HD1	1:C:194:VAL:HG11	1.62	0.65
1:A:252:ILE:HD11	1:C:211:ALA:HB3	1.78	0.65
1:C:182:LYS:HE3	1:C:263:MET:O	1.97	0.65
1:A:22:LEU:HB2	1:A:88:CYS:HA	1.78	0.65
1:A:52:LYS:HD3	1:A:60:VAL:HG22	1.78	0.65
1:D:49:ALA:CB	1:D:72:LEU:HD13	2.27	0.65
1:C:118:ARG:NH2	2:C:447:HOH:O	2.29	0.65
1:A:142:TYR:CZ	1:A:161:PRO:HB3	2.30	0.65
1:C:165:PRO:HG2	1:C:227:GLU:OE1	1.95	0.65
1:B:303:SER:HB3	1:B:305:TYR:HD2	1.61	0.65
1:A:142:TYR:CZ	1:A:161:PRO:HB3	2.31	0.65
1:C:22:LEU:HD13	1:C:86:VAL:HG13	1.78	0.65
1:A:325:ILE:O	1:A:325:ILE:HG13	1.95	0.65
1:C:153:LYS:HA	1:C:342:ILE:O	1.97	0.65
1:C:86:VAL:HB	1:C:108:ILE:CD1	2.23	0.65
1:C:104:THR:HA	1:C:156:ARG:CZ	2.27	0.65
1:C:23:GLY:HA2	1:C:51:ARG:HH12	1.62	0.65
1:C:191:LYS:HZ3	1:C:256:GLN:CG	2.10	0.65
2:C:419:HOH:O	1:D:62:PRO:HG3	1.97	0.65
1:B:148:LEU:HD12	1:B:148:LEU:N	2.12	0.65
1:A:210:ILE:HD12	1:A:248:LEU:HD21	1.79	0.65
1:A:277:LYS:HE3	2:A:506:HOH:O	1.95	0.65
1:A:168:ILE:CD1	1:A:188:ILE:HG21	2.27	0.65
1:C:182:LYS:HB3	1:C:184:GLU:OE2	1.97	0.65
1:C:22:LEU:HD12	1:C:86:VAL:HG11	1.78	0.65
1:B:173:VAL:HB	1:B:174:PRO:HD3	1.79	0.65
1:C:122:GLU:HA	1:C:125:GLU:HG2	1.79	0.64
1:D:168:ILE:HD13	1:D:188:ILE:HD13	1.80	0.64
1:A:296:ARG:NE	1:A:298:HIS:HB2	2.12	0.64
1:A:257:SER:O	1:A:259:ILE:HG13	1.98	0.64
1:C:347:PRO:HB2	1:C:350:THR:OG1	1.97	0.64
1:C:16:ASP:HB2	1:C:41:HIS:HB3	1.79	0.64
1:A:152:ILE:HD13	1:A:339:ASN:OD1	1.98	0.64
1:C:125:GLU:HG3	1:C:126:TRP:CD1	2.32	0.64
1:C:86:VAL:O	1:C:108:ILE:HG23	1.96	0.64
1:C:270:GLU:HG2	2:C:569:HOH:O	1.98	0.64
1:A:296:ARG:CD	1:A:298:HIS:HB2	2.28	0.64
1:C:183:HIS:ND1	2:C:477:HOH:O	2.30	0.64
1:A:161:PRO:HG2	1:A:335:GLN:NE2	2.13	0.64

Continued on next page...

Continued from previous page...

Atom-1	Atom-2	Interatomic distance (Å)	Clash overlap (Å)
1:A:136:LEU:HD21	1:A:157:LEU:HD22	1.79	0.64
1:B:289:LEU:HD12	1:B:309:SER:HB2	1.80	0.64
1:B:118:ARG:HG2	2:B:536:HOH:O	1.97	0.64
1:B:294:VAL:HG22	1:B:311:PHE:CZ	2.31	0.64
1:C:161:PRO:HG2	1:C:335:GLN:NE2	2.13	0.64
1:C:18:ARG:HE	1:C:45:THR:HG21	1.61	0.64
1:C:145:THR:HB	1:C:330:LYS:NZ	2.13	0.64
1:C:170:LEU:HB2	1:C:171:PRO:HD3	1.80	0.64
1:C:182:LYS:HD3	2:C:474:HOH:O	1.97	0.64
1:B:74:SER:HB3	1:B:77:ASP:OD2	1.96	0.64
1:A:15:LYS:HD2	1:A:43:GLN:HB2	1.80	0.64
1:C:51:ARG:HH22	1:C:90:LEU:HD22	1.63	0.64
1:C:164:TYR:HB2	1:C:165:PRO:HD3	1.80	0.64
1:B:170:LEU:HB2	1:B:171:PRO:HD3	1.79	0.64
1:D:133:ALA:HA	2:D:539:HOH:O	1.98	0.64
1:B:289:LEU:HD13	1:B:293:VAL:HG12	1.79	0.64
1:C:169:GLN:OE1	1:C:231:GLY:HA3	1.98	0.64
1:C:48:THR:HG21	1:C:75:VAL:HG22	1.79	0.64
1:D:168:ILE:CD1	1:D:188:ILE:HG21	2.27	0.64
1:A:145:THR:HG21	1:A:338:GLN:CD	2.17	0.63
1:B:21:LEU:O	1:B:47:MET:HA	1.97	0.63
1:D:269:THR:HG21	1:D:312:PRO:HB3	1.80	0.63
1:B:19:ILE:HB	1:B:44:VAL:HA	1.81	0.63
1:B:107:LYS:HB3	1:B:343:MET:HE2	1.80	0.63
1:C:214:ILE:HG22	1:C:250:PRO:HD3	1.80	0.63
1:C:127:TYR:HB3	1:C:129:GLN:NE2	2.12	0.63
1:B:214:ILE:HD11	1:C:191:LYS:HD3	1.81	0.63
1:D:256:GLN:HA	1:D:324:VAL:HG12	1.80	0.63
1:B:19:ILE:HB	1:B:44:VAL:HA	1.80	0.63
1:B:316:PRO:HB2	2:B:495:HOH:O	1.99	0.63
1:C:22:LEU:HD22	1:C:88:CYS:SG	2.39	0.63
1:A:21:LEU:HD13	1:A:32:ILE:HG21	1.80	0.63
1:A:252:ILE:CD1	1:C:208:SER:HA	2.29	0.63
1:A:41:HIS:ND1	2:A:420:HOH:O	2.30	0.63
1:A:217:TYR:O	1:A:246:PRO:HD2	1.98	0.63
1:C:160:ASN:OD1	1:C:335:GLN:HG2	1.97	0.63
1:B:153:LYS:HG2	1:B:342:ILE:HB	1.78	0.63
1:A:161:PRO:HG2	1:A:335:GLN:NE2	2.14	0.63
1:C:315:ILE:CG2	1:C:316:PRO:HD2	2.27	0.63
1:B:186:ILE:HA	1:B:261:VAL:HG12	1.80	0.63
1:C:83:VAL:HG12	1:C:85:ALA:H	1.63	0.63

Continued on next page...

Continued from previous page...

Atom-1	Atom-2	Interatomic distance (Å)	Clash overlap (Å)
1:B:15:LYS:HA	2:B:518:HOH:O	1.98	0.63
1:B:161:PRO:HG2	1:B:335:GLN:NE2	2.14	0.63
1:B:229:GLU:OE2	1:B:241:THR:HA	1.98	0.63
1:C:96:GLN:O	1:C:100:LYS:HB2	1.99	0.63
1:C:127:TYR:CE1	1:C:223:ARG:HD3	2.34	0.63
1:B:169:GLN:OE1	1:B:231:GLY:HA3	1.99	0.63
1:D:171:PRO:HD3	1:D:308:MET:HE1	1.80	0.63
1:A:34:ARG:HG3	1:B:355:GLN:HB2	1.81	0.63
1:A:211:ALA:HA	1:A:250:PRO:CB	2.29	0.63
1:A:259:ILE:HD12	1:A:259:ILE:N	2.13	0.63
1:C:284:GLU:O	1:C:287:LYS:HE2	1.99	0.62
1:A:48:THR:HG21	1:A:75:VAL:HG22	1.79	0.62
1:D:253:ARG:HD3	1:D:326:ASP:OD2	1.99	0.62
1:B:167:THR:HG22	1:B:325:ILE:HG12	1.79	0.62
1:B:118:ARG:HB2	1:B:118:ARG:HH11	1.63	0.62
1:C:311:PHE:HB2	1:C:320:ILE:HB	1.81	0.62
1:B:64:LEU:HD22	1:B:67:GLN:HG3	1.79	0.62
1:C:354:HIS:CD2	1:C:354:HIS:H	2.15	0.62
1:A:186:ILE:HB	1:A:242:VAL:HG12	1.81	0.62
1:C:122:GLU:HA	1:C:125:GLU:HG2	1.81	0.62
1:A:68:LYS:HD2	1:A:68:LYS:N	2.14	0.62
1:B:182:LYS:HE2	1:B:262:GLU:OE2	2.00	0.62
1:A:230:GLN:NE2	2:A:477:HOH:O	2.32	0.62
1:C:125:GLU:HG3	1:C:126:TRP:N	2.15	0.62
1:D:253:ARG:HH12	1:D:328:LEU:HB2	1.64	0.62
1:B:103:PRO:HG2	1:B:106:LEU:HD22	1.80	0.62
1:A:168:ILE:HD13	1:A:188:ILE:HD13	1.81	0.62
1:C:161:PRO:HG2	1:C:335:GLN:HE21	1.63	0.62
1:D:164:TYR:HB2	1:D:165:PRO:HD3	1.80	0.62
1:A:15:LYS:HD2	1:A:43:GLN:HB2	1.80	0.62
1:C:173:VAL:HB	1:C:174:PRO:HD3	1.80	0.62
1:B:168:ILE:O	1:B:171:PRO:HD2	1.99	0.62
1:B:214:ILE:HG22	1:B:250:PRO:HD3	1.81	0.62
1:B:244:PHE:CZ	1:B:246:PRO:HG3	2.35	0.62
1:B:97:GLU:HG3	1:B:132:LYS:HE3	1.80	0.62
1:A:252:ILE:HD11	1:C:211:ALA:HB3	1.81	0.62
1:A:86:VAL:HB	1:A:108:ILE:HG12	1.80	0.62
1:B:97:GLU:HG3	1:B:132:LYS:HE3	1.82	0.62
1:C:117:LEU:HD22	1:C:123:TYR:HD1	1.64	0.62
1:A:168:ILE:CD1	1:A:188:ILE:HG21	2.29	0.62
1:B:118:ARG:HH11	1:B:118:ARG:CB	2.13	0.62

Continued on next page...

Continued from previous page...

Atom-1	Atom-2	Interatomic distance (Å)	Clash overlap (Å)
1:B:123:TYR:O	1:B:127:TYR:HB2	1.99	0.62
1:A:57:MET:CE	1:A:60:VAL:HB	2.29	0.62
1:B:190:ALA:HB3	1:B:246:PRO:HA	1.81	0.62
1:A:252:ILE:HG21	1:B:359:PRO:OXT	1.99	0.62
1:B:144:LEU:HD11	1:B:170:LEU:HD21	1.82	0.62
1:C:49:ALA:HB3	1:C:72:LEU:HD13	1.82	0.62
1:A:256:GLN:OE1	1:D:214:ILE:HG13	2.00	0.62
1:D:144:LEU:HD23	1:D:147:ILE:HG13	1.82	0.62
1:C:36:LEU:HD12	1:C:44:VAL:HG22	1.82	0.62
1:A:259:ILE:HB	1:A:321:ILE:HB	1.81	0.62
1:B:152:ILE:HD13	1:B:339:ASN:OD1	2.00	0.62
1:C:173:VAL:HB	1:C:174:PRO:HD3	1.82	0.62
1:A:48:THR:HG21	1:A:75:VAL:CG2	2.30	0.62
1:B:199:ARG:HD3	1:D:203:GLU:OE2	2.00	0.62
1:B:310:VAL:HA	1:B:320:ILE:O	1.98	0.62
1:C:298:HIS:O	1:C:301:ARG:HD3	1.99	0.62
1:C:48:THR:HG21	1:C:75:VAL:HG22	1.81	0.62
1:C:308:MET:HA	1:C:322:ILE:O	2.00	0.62
1:C:264:ALA:HB3	1:C:267:VAL:HG21	1.80	0.62
1:C:269:THR:HA	1:C:272:LEU:HG	1.82	0.62
1:C:18:ARG:O	1:C:83:VAL:HG13	2.00	0.62
1:A:22:LEU:HA	1:A:48:THR:HG22	1.82	0.62
1:D:20:GLY:O	1:D:86:VAL:HG13	2.00	0.61
1:A:192:SER:HB2	1:A:255:MET:HE2	1.81	0.61
1:B:252:ILE:HD11	1:D:211:ALA:HB3	1.81	0.61
1:D:269:THR:HG21	1:D:312:PRO:HB3	1.81	0.61
1:D:173:VAL:HG13	1:D:235:VAL:HG11	1.82	0.61
1:C:47:MET:CE	1:C:70:PRO:HD2	2.30	0.61
1:B:36:LEU:HD22	1:B:42:PHE:HB2	1.82	0.61
1:C:168:ILE:O	1:C:171:PRO:HD2	2.00	0.61
1:C:83:VAL:HG12	1:C:85:ALA:H	1.66	0.61
1:A:242:VAL:O	1:D:314:ARG:HD3	2.00	0.61
1:B:226:PRO:HA	2:B:407:HOH:O	2.00	0.61
1:C:49:ALA:HB3	1:C:72:LEU:HD13	1.83	0.61
1:C:127:TYR:CE1	1:C:223:ARG:HD3	2.35	0.61
1:C:140:VAL:HG22	1:C:157:LEU:HD23	1.81	0.61
1:A:259:ILE:HG22	1:A:261:VAL:HG13	1.81	0.61
1:A:199:ARG:HH21	1:C:209:GLU:CD	2.04	0.61
1:C:115:PHE:HB2	1:C:159:ALA:HB2	1.83	0.61
1:C:239:LYS:HD3	1:C:240:VAL:N	2.13	0.61
1:C:301:ARG:O	1:C:356:PRO:HA	2.01	0.61

Continued on next page...

Continued from previous page...

Atom-1	Atom-2	Interatomic distance (Å)	Clash overlap (Å)
1:A:18:ARG:O	1:A:83:VAL:HB	1.99	0.61
2:A:366:HOH:O	1:C:194:VAL:HG22	2.00	0.61
1:A:48:THR:HG21	1:A:75:VAL:HG22	1.82	0.61
1:D:47:MET:HE1	1:D:69:LEU:HB3	1.81	0.61
1:A:174:PRO:HG3	2:A:590:HOH:O	2.00	0.61
1:D:272:LEU:HD12	1:D:310:VAL:HG11	1.83	0.61
1:D:257:SER:HB3	1:D:259:ILE:HD11	1.81	0.61
1:A:47:MET:HE1	1:A:69:LEU:HB3	1.81	0.61
1:C:80:PHE:HB3	1:C:106:LEU:HD11	1.83	0.61
1:C:51:ARG:HB2	1:C:52:LYS:HD2	1.83	0.61
1:A:295:PRO:HD3	1:A:309:SER:HB2	1.82	0.61
1:B:214:ILE:HD11	1:C:256:GLN:HB3	1.83	0.61
1:C:83:VAL:HG12	1:C:84:ASP:N	2.16	0.61
1:A:96:GLN:HG3	1:A:114:ASP:HB3	1.83	0.61
1:C:17:ILE:HB	1:C:42:PHE:HD1	1.65	0.61
1:C:49:ALA:HA	1:C:51:ARG:NH1	2.15	0.61
1:C:325:ILE:HD12	1:C:325:ILE:O	2.01	0.61
1:D:95:THR:HB	1:D:114:ASP:OD2	2.01	0.61
1:B:296:ARG:HG3	1:C:215:SER:HB3	1.83	0.61
1:D:143:GLY:HA2	1:D:152:ILE:HD11	1.81	0.61
1:B:32:ILE:HG13	1:B:89:CYS:SG	2.41	0.61
1:C:45:THR:O	1:C:46:LEU:HB2	2.01	0.61
1:B:74:SER:HB3	1:B:77:ASP:OD2	2.00	0.61
1:C:340:LEU:O	1:C:344:LEU:HD13	2.01	0.61
1:B:125:GLU:HG3	1:B:126:TRP:HD1	1.64	0.61
1:A:310:VAL:HG12	1:A:311:PHE:H	1.66	0.61
1:B:173:VAL:HG22	1:B:235:VAL:CG2	2.31	0.61
1:C:253:ARG:HD3	1:C:326:ASP:OD2	2.01	0.60
1:A:187:ILE:HA	1:A:243:SER:HB3	1.83	0.60
1:A:174:PRO:HG3	2:A:591:HOH:O	2.00	0.60
1:B:96:GLN:HA	1:B:115:PHE:CE2	2.36	0.60
1:A:127:TYR:CE1	1:A:223:ARG:HD3	2.35	0.60
1:C:164:TYR:HB2	1:C:165:PRO:HD3	1.83	0.60
1:C:80:PHE:HB3	1:C:106:LEU:HD11	1.82	0.60
1:B:52:LYS:HG2	1:B:60:VAL:HG22	1.81	0.60
1:B:167:THR:HG23	1:B:325:ILE:HD13	1.83	0.60
1:C:22:LEU:HD11	1:C:80:PHE:CE2	2.36	0.60
1:B:286:VAL:O	1:B:287:LYS:HD3	2.01	0.60
1:B:294:VAL:HG11	1:C:216:SER:O	2.00	0.60
1:C:359:PRO:OXT	1:D:252:ILE:HG21	2.01	0.60
1:A:135:GLU:O	1:A:138:LYS:HG2	2.01	0.60

Continued on next page...

Continued from previous page...

Atom-1	Atom-2	Interatomic distance (Å)	Clash overlap (Å)
1:B:311:PHE:CZ	1:B:322:ILE:HD12	2.36	0.60
1:B:280:TYR:HD1	1:B:283:GLU:HG3	1.66	0.60
1:C:170:LEU:HB2	1:C:171:PRO:HD3	1.82	0.60
1:C:171:PRO:HG3	1:C:308:MET:HE1	1.83	0.60
1:C:127:TYR:CE1	1:C:223:ARG:HD3	2.37	0.60
1:C:264:ALA:HB3	1:C:267:VAL:HG21	1.83	0.60
1:C:286:VAL:O	1:C:287:LYS:HD3	2.02	0.60
1:C:42:PHE:HE1	1:C:344:LEU:HD23	1.65	0.60
1:D:316:PRO:HG2	2:D:510:HOH:O	2.02	0.60
1:A:57:MET:HE3	1:A:57:MET:HA	1.82	0.60
1:B:221:ARG:HD3	2:B:473:HOH:O	2.00	0.60
1:C:164:TYR:HB2	1:C:165:PRO:HD3	1.83	0.60
1:C:183:HIS:HB3	2:C:471:HOH:O	2.02	0.60
1:D:129:GLN:HB2	1:D:132:LYS:NZ	2.15	0.60
1:B:244:PHE:CZ	1:B:246:PRO:HG3	2.36	0.60
1:D:281:GLU:HB3	2:D:584:HOH:O	2.02	0.60
1:A:191:LYS:HD2	1:A:191:LYS:N	2.16	0.60
1:D:269:THR:HG21	1:D:312:PRO:HB3	1.83	0.60
1:D:57:MET:HG2	1:D:72:LEU:HD21	1.82	0.60
1:B:65:ARG:HD3	1:B:65:ARG:C	2.21	0.60
1:C:51:ARG:HE	1:C:51:ARG:N	1.97	0.60
1:D:173:VAL:HG13	1:D:235:VAL:HG21	1.83	0.60
1:B:163:CYS:O	1:B:167:THR:HG23	2.01	0.60
1:B:149:ARG:NH1	1:B:348:GLU:OE1	2.35	0.60
1:C:286:VAL:O	1:C:287:LYS:HD3	2.02	0.60
1:D:259:ILE:HD12	1:D:259:ILE:N	2.16	0.60
1:A:49:ALA:O	1:A:53:ALA:HB2	2.01	0.60
1:B:173:VAL:HB	1:B:174:PRO:HD3	1.82	0.60
1:B:213:GLY:O	1:B:250:PRO:HD3	2.02	0.60
1:D:144:LEU:HD23	1:D:147:ILE:HG13	1.83	0.60
1:B:263:MET:SD	1:B:272:LEU:HD11	2.41	0.60
1:B:107:LYS:HD2	1:B:343:MET:HE2	1.84	0.60
1:C:164:TYR:HB2	1:C:165:PRO:HD3	1.84	0.60
1:B:68:LYS:N	1:B:68:LYS:HD2	2.17	0.60
1:D:172:LEU:O	1:D:174:PRO:N	2.35	0.60
1:D:259:ILE:HD12	1:D:259:ILE:N	2.16	0.60
1:D:130:PRO:HD2	1:D:132:LYS:HZ1	1.67	0.60
1:C:149:ARG:NH1	1:C:348:GLU:OE1	2.35	0.60
1:C:115:PHE:HB3	1:C:140:VAL:HG11	1.84	0.60
1:C:182:LYS:HE2	1:C:265:PRO:HD3	1.84	0.60
1:D:164:TYR:HB2	1:D:165:PRO:HD3	1.83	0.60

Continued on next page...

Continued from previous page...

Atom-1	Atom-2	Interatomic distance (Å)	Clash overlap (Å)
1:A:149:ARG:HH12	1:A:348:GLU:CD	2.05	0.60
1:C:161:PRO:HG2	1:C:335:GLN:NE2	2.15	0.60
1:D:342:ILE:C	1:D:344:LEU:H	2.04	0.59
1:D:151:ASP:HA	1:D:154:LYS:CE	2.25	0.59
1:D:277:LYS:O	1:D:281:GLU:HG2	2.02	0.59
1:B:33:VAL:HG12	1:B:67:GLN:NE2	2.17	0.59
1:C:23:GLY:O	1:C:89:CYS:HB2	2.01	0.59
1:B:304:ASN:CA	1:B:330:LYS:HB2	2.32	0.59
1:A:243:SER:HB2	1:D:313:ASP:OD1	2.02	0.59
1:A:57:MET:HE3	1:A:57:MET:HA	1.82	0.59
1:B:16:ASP:OD2	1:B:41:HIS:HB3	2.02	0.59
1:B:100:LYS:HA	1:B:136:LEU:HD22	1.83	0.59
1:D:203:GLU:OE2	2:D:516:HOH:O	2.17	0.59
1:C:92:HIS:O	1:C:94:THR:HG23	2.01	0.59
1:A:192:SER:CB	1:A:255:MET:HE2	2.31	0.59
1:C:290:ASP:HB2	1:C:293:VAL:CG2	2.33	0.59
1:B:257:SER:O	1:B:258:THR:C	2.39	0.59
1:B:296:ARG:HB2	1:B:299:ASN:ND2	2.17	0.59
1:B:90:LEU:CD1	1:B:95:THR:HA	2.32	0.59
1:C:269:THR:HG21	1:C:312:PRO:CA	2.32	0.59
1:D:173:VAL:HG22	1:D:235:VAL:HG21	1.84	0.59
1:D:281:GLU:HA	2:D:582:HOH:O	2.02	0.59
1:B:308:MET:HB3	1:B:323:SER:HB3	1.83	0.59
1:C:71:THR:HB	2:C:534:HOH:O	2.02	0.59
1:B:304:ASN:OD1	1:B:330:LYS:HA	2.03	0.59
1:D:119:ASN:HB3	1:D:122:GLU:HB2	1.84	0.59
1:C:36:LEU:HD22	1:C:42:PHE:HB2	1.84	0.59
1:C:50:ASP:H	1:C:51:ARG:HH21	1.50	0.59
1:D:291:GLU:OE2	2:D:592:HOH:O	2.17	0.59
1:A:203:GLU:O	1:A:206:LEU:HG	2.02	0.59
1:A:259:ILE:CG2	1:A:261:VAL:HG13	2.32	0.59
1:C:96:GLN:O	1:C:100:LYS:HB2	2.03	0.59
1:B:168:ILE:HD13	1:B:188:ILE:HD13	1.84	0.59
1:A:243:SER:HB2	1:D:315:ILE:HD12	1.85	0.59
1:A:215:SER:CB	1:D:296:ARG:HG3	2.30	0.59
1:D:90:LEU:HB3	1:D:91:PRO:HD2	1.85	0.59
1:D:168:ILE:HG12	1:D:188:ILE:HG21	1.83	0.59
1:C:314:ARG:HG3	1:C:314:ARG:HH11	1.66	0.59
1:B:63:HIS:NE2	1:B:64:LEU:HG	2.18	0.59
1:A:22:LEU:HA	1:A:48:THR:HB	1.84	0.59
1:A:174:PRO:HG3	2:A:589:HOH:O	2.01	0.59

Continued on next page...

Continued from previous page...

Atom-1	Atom-2	Interatomic distance (Å)	Clash overlap (Å)
1:B:256:GLN:NE2	1:B:258:THR:OG1	2.27	0.59
1:B:349:THR:HB	1:B:353:LEU:HD21	1.84	0.59
1:C:215:SER:O	1:C:247:HIS:HA	2.01	0.59
1:D:354:HIS:H	1:D:354:HIS:CD2	2.19	0.59
1:B:120:ILE:HG23	1:B:131:HIS:HB2	1.84	0.59
1:B:103:PRO:HG2	1:B:106:LEU:HD22	1.83	0.59
1:C:49:ALA:HB3	1:C:72:LEU:HD13	1.85	0.59
1:B:153:LYS:HD2	2:B:550:HOH:O	2.03	0.59
1:B:274:GLN:HE22	1:B:277:LYS:HE2	1.66	0.59
1:D:91:PRO:HG2	1:D:94:THR:CB	2.31	0.59
1:A:259:ILE:HB	1:A:321:ILE:HB	1.85	0.59
1:B:142:TYR:CZ	1:B:161:PRO:HB3	2.38	0.59
1:D:173:VAL:HB	1:D:174:PRO:HD3	1.84	0.59
1:B:304:ASN:CA	1:B:329:VAL:HG11	2.32	0.59
1:B:187:ILE:HG23	1:B:243:SER:HB3	1.84	0.59
1:D:167:THR:HG22	1:D:325:ILE:HG23	1.84	0.59
1:B:330:LYS:HD2	1:B:335:GLN:HB2	1.83	0.59
1:C:167:THR:HB	1:C:323:SER:OG	2.02	0.59
1:B:289:LEU:HD12	1:B:295:PRO:HD3	1.85	0.59
1:B:163:CYS:HA	1:B:331:GLY:HA3	1.84	0.59
1:D:230:GLN:O	1:D:234:ASP:HB2	2.03	0.59
1:B:22:LEU:HD23	1:B:48:THR:OG1	2.03	0.59
1:D:214:ILE:HG22	1:D:250:PRO:HD3	1.84	0.59
1:C:142:TYR:O	1:C:148:LEU:HD12	2.03	0.59
1:A:182:LYS:HB2	1:A:262:GLU:HG3	1.84	0.59
1:A:187:ILE:HG12	1:A:243:SER:HB3	1.84	0.59
1:A:321:ILE:N	1:A:321:ILE:HD12	2.18	0.59
1:B:86:VAL:HB	1:B:108:ILE:HG12	1.83	0.59
1:D:170:LEU:CD1	1:D:306:CYS:SG	2.87	0.59
1:A:328:LEU:O	1:A:332:ALA:HB3	2.03	0.59
1:A:216:SER:HB3	1:A:247:HIS:CD2	2.38	0.59
1:A:314:ARG:HG3	1:A:314:ARG:HH11	1.68	0.59
1:D:203:GLU:O	1:D:209:GLU:HG3	2.02	0.58
1:A:48:THR:HG21	1:A:75:VAL:CG2	2.32	0.58
1:B:164:TYR:HB2	1:B:165:PRO:HD3	1.85	0.58
1:A:150:GLU:HG2	2:A:471:HOH:O	2.02	0.58
1:B:286:VAL:HA	1:B:306:CYS:SG	2.43	0.58
1:C:22:LEU:HD21	1:C:80:PHE:HZ	1.67	0.58
1:A:95:THR:HB	1:A:114:ASP:OD2	2.03	0.58
1:B:269:THR:HG21	1:B:312:PRO:HB3	1.84	0.58
1:A:187:ILE:HD12	1:D:187:ILE:HD12	1.84	0.58

Continued on next page...

Continued from previous page...

Atom-1	Atom-2	Interatomic distance (Å)	Clash overlap (Å)
1:C:49:ALA:HA	1:C:51:ARG:HH11	1.67	0.58
1:D:273:HIS:CE1	1:D:277:LYS:HD3	2.38	0.58
1:D:173:VAL:HG13	1:D:235:VAL:HG21	1.85	0.58
1:B:218:GLY:O	1:B:222:HIS:HB2	2.02	0.58
1:C:90:LEU:HD13	1:C:98:ILE:HD12	1.85	0.58
1:A:99:ILE:HG23	1:A:108:ILE:HD13	1.85	0.58
1:C:39:HIS:ND1	1:C:40:PRO:HD2	2.17	0.58
1:C:22:LEU:HD11	1:C:80:PHE:CE2	2.38	0.58
1:D:269:THR:HG21	1:D:312:PRO:HB3	1.84	0.58
1:D:273:HIS:O	1:D:277:LYS:HB2	2.03	0.58
1:D:280:TYR:HD1	1:D:283:GLU:HG3	1.69	0.58
1:B:298:HIS:CD2	2:B:372:HOH:O	2.56	0.58
1:C:269:THR:HG21	1:C:312:PRO:CA	2.33	0.58
1:A:109:VAL:HG11	1:A:336:ALA:HB1	1.85	0.58
1:D:144:LEU:HD12	1:D:335:GLN:OE1	2.02	0.58
1:B:322:ILE:O	1:B:322:ILE:CG2	2.52	0.58
1:C:49:ALA:HB3	1:C:72:LEU:HD13	1.85	0.58
1:C:120:ILE:HG22	1:C:124:GLU:OE2	2.03	0.58
1:D:145:THR:HG21	1:D:338:GLN:CG	2.33	0.58
1:B:28:THR:HG23	2:B:421:HOH:O	2.04	0.58
1:C:17:ILE:HB	1:C:42:PHE:CD1	2.38	0.58
1:C:15:LYS:HG2	1:C:16:ASP:N	2.19	0.58
1:C:20:GLY:N	1:C:83:VAL:HG11	2.18	0.58
1:C:123:TYR:O	1:C:127:TYR:HB2	2.03	0.58
1:B:336:ALA:HA	1:B:339:ASN:HD22	1.68	0.58
1:C:357:LEU:HG	1:D:253:ARG:NE	2.18	0.58
1:D:31:GLU:CD	1:D:253:ARG:HH22	2.06	0.58
1:B:36:LEU:HD12	1:B:44:VAL:HG22	1.85	0.58
1:C:83:VAL:HG12	1:C:84:ASP:H	1.69	0.58
1:D:75:VAL:HG11	1:D:90:LEU:HD21	1.86	0.58
1:A:259:ILE:HB	1:A:321:ILE:HB	1.84	0.58
1:A:194:VAL:O	1:A:194:VAL:HG22	2.03	0.58
1:B:105:ALA:O	1:B:106:LEU:HB2	2.02	0.58
1:A:57:MET:HE3	1:A:57:MET:HA	1.85	0.58
1:A:172:LEU:HD21	1:A:259:ILE:HG21	1.85	0.58
1:A:253:ARG:HD3	1:A:326:ASP:OD2	2.03	0.58
1:D:277:LYS:O	1:D:281:GLU:HG2	2.02	0.58
1:C:104:THR:HA	1:C:156:ARG:NH1	2.18	0.58
1:B:317:GLY:N	2:B:499:HOH:O	2.34	0.58
1:B:22:LEU:HD11	1:B:80:PHE:HE1	1.69	0.58
1:A:57:MET:CE	1:A:60:VAL:HB	2.34	0.58

Continued on next page...

Continued from previous page...

Atom-1	Atom-2	Interatomic distance (Å)	Clash overlap (Å)
1:C:145:THR:HG21	1:C:338:GLN:CD	2.23	0.58
1:A:162:GLY:C	1:A:165:PRO:HD2	2.24	0.58
1:B:170:LEU:HB2	1:B:171:PRO:HD3	1.84	0.58
1:D:171:PRO:HG2	1:D:172:LEU:H	1.68	0.58
1:B:202:LYS:HD2	1:B:205:ASN:ND2	2.19	0.58
1:C:354:HIS:CD2	1:C:354:HIS:H	2.19	0.58
1:A:244:PHE:CZ	1:A:246:PRO:HG3	2.38	0.58
1:D:175:LEU:HD23	1:D:275:GLN:HG2	1.86	0.58
1:B:145:THR:HB	1:B:338:GLN:NE2	2.19	0.58
1:D:253:ARG:NH1	1:D:328:LEU:HB2	2.19	0.58
1:D:31:GLU:HG3	1:D:328:LEU:HB3	1.85	0.58
1:A:64:LEU:HD22	1:A:67:GLN:NE2	2.19	0.58
1:D:306:CYS:SG	1:D:330:LYS:HG2	2.44	0.58
1:A:31:GLU:HG3	1:A:328:LEU:HB3	1.86	0.58
1:C:48:THR:HG21	1:C:75:VAL:CG2	2.34	0.58
1:D:292:GLY:HA2	1:D:311:PHE:CD2	2.38	0.58
1:D:167:THR:HG22	1:D:325:ILE:HD12	1.86	0.58
1:C:290:ASP:HB2	1:C:293:VAL:HG21	1.85	0.58
1:C:96:GLN:O	1:C:100:LYS:HB2	2.03	0.58
1:C:125:GLU:HG3	1:C:126:TRP:N	2.19	0.58
1:D:164:TYR:HB2	1:D:165:PRO:HD3	1.86	0.58
1:B:52:LYS:HA	1:B:55:GLN:NE2	2.18	0.58
1:B:149:ARG:HG2	1:B:153:LYS:HE3	1.85	0.58
1:C:192:SER:HB2	1:C:255:MET:HE2	1.86	0.58
1:D:164:TYR:HB2	1:D:165:PRO:HD3	1.86	0.58
1:A:65:ARG:HD2	1:B:307:HIS:CE1	2.38	0.58
1:B:28:THR:HG21	2:B:425:HOH:O	2.03	0.58
1:C:21:LEU:HB3	1:C:47:MET:HG2	1.85	0.58
1:A:243:SER:HB2	1:D:315:ILE:HD12	1.84	0.58
2:A:386:HOH:O	1:D:221:ARG:HG3	2.04	0.58
1:A:168:ILE:HD13	1:A:188:ILE:HG21	1.86	0.58
1:A:213:GLY:HA3	1:D:298:HIS:CD2	2.38	0.58
1:C:269:THR:HG21	1:C:312:PRO:HA	1.85	0.58
1:B:182:LYS:HG3	1:B:262:GLU:HB3	1.86	0.58
1:B:244:PHE:CZ	1:B:246:PRO:HG3	2.39	0.58
1:C:135:GLU:O	1:C:138:LYS:HG2	2.04	0.58
1:D:304:ASN:O	1:D:330:LYS:HB2	2.04	0.58
1:C:354:HIS:CD2	1:C:354:HIS:H	2.20	0.58
1:D:20:GLY:O	1:D:86:VAL:HG13	2.03	0.58
1:B:146:GLU:HA	1:B:149:ARG:NH1	2.19	0.58
1:A:24:ALA:O	1:A:57:MET:HE1	2.03	0.57

Continued on next page...

Continued from previous page...

Atom-1	Atom-2	Interatomic distance (Å)	Clash overlap (Å)
1:B:300:VAL:O	1:B:326:ASP:HB2	2.04	0.57
1:C:170:LEU:HB2	1:C:171:PRO:HD3	1.86	0.57
1:D:36:LEU:HD13	1:D:44:VAL:CG2	2.34	0.57
1:D:49:ALA:CB	1:D:72:LEU:HD13	2.34	0.57
1:D:188:ILE:N	1:D:188:ILE:HD12	2.19	0.57
1:B:169:GLN:OE1	1:B:231:GLY:HA3	2.04	0.57
1:C:344:LEU:HB3	1:C:346:TYR:CD1	2.39	0.57
1:C:257:SER:O	1:C:259:ILE:HG13	2.04	0.57
1:D:144:LEU:HD23	1:D:147:ILE:HG13	1.86	0.57
1:A:289:LEU:HD11	1:A:295:PRO:HB3	1.86	0.57
1:C:34:ARG:NH2	1:C:329:VAL:HG22	2.19	0.57
1:B:120:ILE:HG23	1:B:131:HIS:HB2	1.86	0.57
1:C:135:GLU:O	1:C:138:LYS:HG2	2.04	0.57
1:C:337:LEU:HG	1:C:352:LEU:HD11	1.85	0.57
1:A:263:MET:HG2	1:A:272:LEU:HD11	1.86	0.57
1:A:127:TYR:CE1	1:A:223:ARG:HD3	2.39	0.57
1:B:120:ILE:HD12	1:B:134:VAL:HA	1.86	0.57
1:D:107:LYS:HG3	1:D:343:MET:O	2.03	0.57
1:A:174:PRO:HG3	2:A:585:HOH:O	2.02	0.57
1:B:90:LEU:HD13	1:B:98:ILE:HD12	1.85	0.57
1:B:90:LEU:CD1	1:B:95:THR:HA	2.34	0.57
1:C:152:ILE:HD13	1:C:339:ASN:OD1	2.05	0.57
1:C:48:THR:HG21	1:C:75:VAL:CG2	2.34	0.57
1:C:288:VAL:HA	1:C:308:MET:O	2.03	0.57
1:D:165:PRO:HD3	1:D:224:HIS:ND1	2.20	0.57
1:D:132:LYS:HE2	2:D:546:HOH:O	2.04	0.57
1:B:171:PRO:O	1:B:276:LEU:HD21	2.04	0.57
1:C:164:TYR:CZ	1:C:246:PRO:HB3	2.40	0.57
1:C:229:GLU:OE1	1:C:239:LYS:HE2	2.05	0.57
1:B:147:ILE:HG21	1:B:173:VAL:HG11	1.86	0.57
1:C:99:ILE:HA	1:C:102:LEU:HG	1.87	0.57
1:D:214:ILE:C	1:D:214:ILE:HD12	2.25	0.57
1:A:103:PRO:HD2	1:A:106:LEU:HD12	1.85	0.57
1:A:104:THR:O	1:A:156:ARG:HD2	2.05	0.57
1:A:15:LYS:HD2	1:A:43:GLN:HB2	1.86	0.57
1:C:80:PHE:HB3	1:C:106:LEU:HD11	1.87	0.57
1:D:152:ILE:HD13	1:D:339:ASN:OD1	2.03	0.57
1:D:281:GLU:HA	2:D:589:HOH:O	2.03	0.57
1:B:163:CYS:HA	1:B:331:GLY:CA	2.34	0.57
1:B:189:ASP:O	1:B:191:LYS:HD2	2.04	0.57
1:C:188:ILE:HG23	1:C:259:ILE:HG12	1.86	0.57

Continued on next page...

Continued from previous page...

Atom-1	Atom-2	Interatomic distance (Å)	Clash overlap (Å)
1:C:21:LEU:HB3	1:C:47:MET:HG2	1.85	0.57
1:C:175:LEU:HD22	1:C:272:LEU:HD22	1.86	0.57
1:D:146:GLU:HA	1:D:149:ARG:NH1	2.18	0.57
1:A:161:PRO:HG2	1:A:335:GLN:NE2	2.19	0.57
1:B:33:VAL:HG13	1:B:67:GLN:HE22	1.68	0.57
1:B:296:ARG:O	1:B:299:ASN:HB2	2.04	0.57
1:D:144:LEU:HD12	1:D:335:GLN:HE22	1.69	0.57
1:C:90:LEU:HD13	1:C:98:ILE:HD12	1.86	0.57
1:C:164:TYR:HB2	1:C:165:PRO:HD3	1.87	0.57
1:C:191:LYS:NZ	1:C:256:GLN:HG2	2.18	0.57
1:A:194:VAL:O	1:A:194:VAL:HG22	2.05	0.57
1:C:129:GLN:OE1	1:C:132:LYS:HE3	2.04	0.57
1:D:172:LEU:O	1:D:173:VAL:C	2.43	0.57
1:D:277:LYS:O	1:D:281:GLU:HG2	2.04	0.57
1:C:270:GLU:HG2	2:C:579:HOH:O	2.03	0.57
1:D:296:ARG:H	1:D:299:ASN:HD22	1.53	0.57
1:A:65:ARG:HH11	1:B:287:LYS:HB3	1.68	0.57
1:C:18:ARG:O	1:C:83:VAL:HG13	2.04	0.57
1:C:142:TYR:CZ	1:C:161:PRO:HB3	2.40	0.57
1:D:185:ASN:HB2	1:D:262:GLU:OE2	2.05	0.57
1:C:34:ARG:HD3	1:D:356:PRO:O	2.05	0.57
1:B:139:GLU:OE2	1:B:156:ARG:HD3	2.05	0.57
1:C:153:LYS:HG2	1:C:342:ILE:O	2.05	0.57
1:A:257:SER:HB3	1:A:259:ILE:HD11	1.86	0.57
1:B:164:TYR:HB2	1:B:165:PRO:HD3	1.87	0.57
1:A:215:SER:HB3	1:D:296:ARG:HG2	1.85	0.57
1:C:28:THR:HG22	1:C:89:CYS:SG	2.45	0.57
1:D:22:LEU:HG	1:D:86:VAL:HG11	1.86	0.57
1:D:306:CYS:O	1:D:307:HIS:HD2	1.88	0.57
1:A:294:VAL:HG22	1:A:311:PHE:HZ	1.70	0.57
1:B:252:ILE:N	1:C:212:GLU:OE1	2.36	0.57
1:D:146:GLU:HG2	1:D:286:VAL:HG21	1.86	0.57
1:A:65:ARG:NH1	1:B:287:LYS:HB3	2.20	0.57
1:D:263:MET:HG2	1:D:272:LEU:HD11	1.86	0.57
1:C:46:LEU:HD23	1:C:83:VAL:HG21	1.87	0.57
1:A:214:ILE:HD11	1:D:256:GLN:HB3	1.86	0.57
1:A:217:TYR:O	1:A:246:PRO:HD2	2.05	0.57
1:C:152:ILE:HD13	1:C:339:ASN:OD1	2.05	0.56
1:A:167:THR:HG22	1:A:325:ILE:CG1	2.35	0.56
1:B:173:VAL:HB	1:B:174:PRO:HD3	1.87	0.56
1:D:269:THR:HG21	1:D:312:PRO:HB3	1.87	0.56

Continued on next page...

Continued from previous page...

Atom-1	Atom-2	Interatomic distance (Å)	Clash overlap (Å)
1:A:47:MET:HE2	1:A:70:PRO:HD2	1.87	0.56
1:B:57:MET:HG2	1:B:64:LEU:HD12	1.87	0.56
1:B:182:LYS:HB3	1:B:184:GLU:OE1	2.04	0.56
1:B:164:TYR:HB2	1:B:165:PRO:HD3	1.87	0.56
1:A:111:LEU:HA	1:A:160:ASN:HB3	1.87	0.56
1:D:214:ILE:C	1:D:214:ILE:HD12	2.25	0.56
1:A:95:THR:HG21	1:A:110:ASP:OD2	2.05	0.56
1:C:125:GLU:HG3	1:C:126:TRP:N	2.20	0.56
1:B:173:VAL:HG13	1:B:235:VAL:HG21	1.87	0.56
1:C:152:ILE:HD13	1:C:339:ASN:OD1	2.05	0.56
1:B:194:VAL:HG22	1:B:194:VAL:O	2.05	0.56
1:B:256:GLN:HB2	1:B:324:VAL:HG12	1.86	0.56
1:A:215:SER:HB3	1:D:296:ARG:HG2	1.87	0.56
1:B:144:LEU:HD23	1:B:147:ILE:HG13	1.86	0.56
1:B:149:ARG:HH12	1:B:348:GLU:CD	2.08	0.56
1:A:310:VAL:HG12	1:A:311:PHE:N	2.20	0.56
1:B:192:SER:HB2	1:B:255:MET:HE2	1.87	0.56
1:A:180:LEU:HD11	1:A:275:GLN:HE21	1.70	0.56
1:D:126:TRP:CH2	1:D:221:ARG:HG2	2.39	0.56
1:A:140:VAL:HG22	1:A:157:LEU:HD23	1.87	0.56
1:B:191:LYS:NZ	1:C:189:ASP:OD2	2.39	0.56
1:C:83:VAL:HG12	1:C:84:ASP:N	2.20	0.56
1:D:268:ARG:HB3	1:D:270:GLU:OE1	2.05	0.56
1:C:253:ARG:HD3	1:C:326:ASP:OD2	2.05	0.56
1:D:169:GLN:OE1	1:D:231:GLY:HA3	2.05	0.56
1:B:189:ASP:OD2	1:C:191:LYS:NZ	2.38	0.56
1:C:173:VAL:HG22	1:C:235:VAL:HG21	1.88	0.56
1:A:82:THR:HG21	2:A:558:HOH:O	2.04	0.56
1:B:73:VAL:HG21	2:B:526:HOH:O	2.05	0.56
1:C:21:LEU:HA	1:C:87:PHE:O	2.06	0.56
1:C:217:TYR:O	1:C:246:PRO:HD2	2.06	0.56
1:A:26:GLY:CA	2:A:423:HOH:O	2.52	0.56
1:B:164:TYR:HB2	1:B:165:PRO:HD3	1.87	0.56
1:C:71:THR:HB	2:C:530:HOH:O	2.04	0.56
1:B:127:TYR:CE1	1:B:223:ARG:HD3	2.40	0.56
1:B:145:THR:HG22	1:B:149:ARG:HG2	1.87	0.56
1:C:124:GLU:OE1	1:C:130:PRO:HA	2.05	0.56
1:D:104:THR:O	1:D:105:ALA:HB2	2.06	0.56
1:B:168:ILE:O	1:B:171:PRO:HD2	2.05	0.56
1:C:83:VAL:HG12	1:C:84:ASP:N	2.21	0.56
1:C:180:LEU:HD22	1:C:267:VAL:HG13	1.88	0.56

Continued on next page...

Continued from previous page...

Atom-1	Atom-2	Interatomic distance (Å)	Clash overlap (Å)
1:C:273:HIS:CD2	1:C:291:GLU:HG3	2.41	0.56
1:A:82:THR:HG21	2:A:559:HOH:O	2.05	0.56
1:B:86:VAL:HG23	1:B:107:LYS:O	2.06	0.56
1:A:183:HIS:HB2	1:A:240:VAL:HG22	1.87	0.56
1:D:151:ASP:HA	1:D:154:LYS:CE	2.32	0.56
1:B:49:ALA:CB	1:B:72:LEU:HD13	2.35	0.56
1:A:65:ARG:HD2	2:B:492:HOH:O	2.05	0.56
1:D:306:CYS:HB3	1:D:325:ILE:HG22	1.86	0.56
1:B:99:ILE:HA	1:B:102:LEU:HG	1.88	0.56
1:C:96:GLN:NE2	1:C:114:ASP:HB3	2.16	0.56
1:B:173:VAL:O	1:B:235:VAL:HG11	2.06	0.56
1:A:95:THR:HG21	1:A:110:ASP:CG	2.25	0.56
1:B:296:ARG:H	1:B:299:ASN:HD22	1.54	0.56
1:D:358:PHE:HA	1:D:359:PRO:C	2.25	0.56
1:B:139:GLU:CD	2:B:437:HOH:O	2.42	0.56
1:B:268:ARG:HB2	1:B:270:GLU:HG2	1.87	0.56
1:C:252:ILE:HG21	1:D:359:PRO:OXT	2.05	0.56
1:D:111:LEU:HA	1:D:160:ASN:HB3	1.87	0.56
1:C:152:ILE:HD13	1:C:339:ASN:OD1	2.05	0.56
1:D:249:MET:HA	1:D:249:MET:HE2	1.88	0.56
1:D:281:GLU:HG3	2:D:438:HOH:O	2.05	0.56
1:A:48:THR:HG21	1:A:75:VAL:HG22	1.88	0.56
1:B:105:ALA:O	1:B:106:LEU:HB2	2.04	0.56
1:A:304:ASN:OD1	1:A:334:GLY:HA3	2.05	0.56
1:B:31:GLU:HG3	1:B:328:LEU:HB3	1.86	0.56
1:B:329:VAL:HG12	1:B:334:GLY:HA3	1.86	0.56
1:C:169:GLN:O	1:C:173:VAL:HG23	2.06	0.56
1:A:34:ARG:NH1	2:A:395:HOH:O	2.38	0.56
1:B:199:ARG:HD3	1:D:203:GLU:OE2	2.06	0.56
1:D:104:THR:O	1:D:156:ARG:HD2	2.04	0.56
1:B:168:ILE:HD13	1:B:188:ILE:HD13	1.88	0.56
1:C:299:ASN:OD1	1:D:63:HIS:HB3	2.06	0.56
1:A:194:VAL:O	1:A:194:VAL:HG22	2.06	0.56
1:A:289:LEU:CD1	1:A:295:PRO:HB3	2.35	0.56
1:C:118:ARG:H	1:C:230:GLN:NE2	2.04	0.56
1:D:281:GLU:HA	2:D:591:HOH:O	2.05	0.56
1:D:203:GLU:OE2	2:D:521:HOH:O	2.18	0.56
1:D:137:GLN:O	1:D:137:GLN:HG3	2.04	0.56
1:C:111:LEU:HA	1:C:160:ASN:HB3	1.88	0.56
1:B:351:GLY:O	1:B:352:LEU:HG	2.05	0.56
1:D:111:LEU:O	1:D:116:ARG:NH2	2.37	0.56

Continued on next page...

Continued from previous page...

Atom-1	Atom-2	Interatomic distance (Å)	Clash overlap (Å)
1:A:65:ARG:HH11	1:B:287:LYS:HD2	1.71	0.56
1:C:23:GLY:N	1:C:48:THR:HB	2.20	0.56
1:A:82:THR:HG22	1:A:82:THR:O	2.06	0.56
1:B:43:GLN:O	1:B:45:THR:HG23	2.06	0.56
1:C:168:ILE:C	1:C:171:PRO:HD2	2.26	0.56
1:C:300:VAL:HG21	1:C:325:ILE:HA	1.87	0.56
1:A:109:VAL:HG21	1:A:340:LEU:HB2	1.87	0.56
1:B:161:PRO:HG2	1:B:335:GLN:NE2	2.21	0.56
1:A:306:CYS:HA	1:A:324:VAL:O	2.06	0.56
1:D:164:TYR:HB2	1:D:165:PRO:HD3	1.88	0.56
1:D:62:PRO:HD2	2:D:404:HOH:O	2.05	0.56
1:C:231:GLY:O	1:C:235:VAL:HG23	2.06	0.56
1:B:223:ARG:O	1:B:224:HIS:CD2	2.59	0.56
1:A:111:LEU:HA	1:A:160:ASN:CB	2.34	0.56
1:B:182:LYS:HD2	1:B:262:GLU:HG2	1.87	0.56
1:B:140:VAL:HG22	1:B:157:LEU:HD23	1.87	0.56
1:C:97:GLU:HG3	2:C:415:HOH:O	2.06	0.56
1:A:98:ILE:O	1:A:102:LEU:HD13	2.06	0.56
1:A:182:LYS:HD2	1:A:262:GLU:CD	2.26	0.56
1:B:149:ARG:O	1:B:153:LYS:HG3	2.06	0.56
1:B:306:CYS:SG	1:B:330:LYS:HG2	2.45	0.56
1:B:124:GLU:HG2	1:B:129:GLN:O	2.05	0.56
1:B:190:ALA:HB3	1:B:245:THR:O	2.06	0.56
1:C:149:ARG:NH2	1:C:283:GLU:OE2	2.37	0.56
1:A:65:ARG:HD2	1:B:307:HIS:NE2	2.21	0.56
1:B:187:ILE:HD12	1:C:187:ILE:HD12	1.88	0.56
1:D:16:ASP:OD2	1:D:41:HIS:HB3	2.06	0.56
1:B:185:ASN:HA	1:C:315:ILE:HD13	1.87	0.55
1:A:103:PRO:HD2	1:A:106:LEU:HD12	1.88	0.55
1:B:105:ALA:HB3	2:B:538:HOH:O	2.05	0.55
1:B:127:TYR:CE1	1:B:223:ARG:HD3	2.41	0.55
1:C:39:HIS:CE1	1:C:42:PHE:H	2.24	0.55
1:C:232:LEU:HD13	1:C:240:VAL:HG11	1.87	0.55
1:A:164:TYR:HB2	1:A:165:PRO:HD3	1.87	0.55
1:A:189:ASP:OD1	1:A:191:LYS:HE3	2.06	0.55
1:B:156:ARG:HB3	2:B:378:HOH:O	2.05	0.55
1:A:145:THR:HG21	1:A:338:GLN:HG2	1.88	0.55
1:C:264:ALA:HB3	1:C:267:VAL:HG21	1.88	0.55
1:C:257:SER:HB3	1:C:259:ILE:CD1	2.28	0.55
1:C:290:ASP:HB2	1:C:293:VAL:HG21	1.88	0.55
1:B:310:VAL:HG12	1:B:321:ILE:HG12	1.87	0.55

Continued on next page...

Continued from previous page...

Atom-1	Atom-2	Interatomic distance (Å)	Clash overlap (Å)
1:A:194:VAL:O	1:A:194:VAL:HG22	2.06	0.55
1:B:52:LYS:HG3	1:B:55:GLN:NE2	2.21	0.55
1:D:145:THR:HA	1:D:152:ILE:HD12	1.88	0.55
1:A:68:LYS:HD2	1:A:68:LYS:N	2.21	0.55
1:B:141:VAL:CG2	1:B:155:ALA:HB2	2.36	0.55
1:B:142:TYR:CZ	1:B:161:PRO:HB3	2.41	0.55
1:B:145:THR:O	1:B:149:ARG:HG3	2.06	0.55
1:B:164:TYR:HB2	1:B:165:PRO:HD3	1.88	0.55
1:D:171:PRO:C	1:D:174:PRO:HD2	2.25	0.55
1:D:285:PHE:HA	1:D:305:TYR:CD1	2.41	0.55
1:B:291:GLU:HA	2:B:569:HOH:O	2.06	0.55
1:D:314:ARG:HH11	1:D:314:ARG:HG3	1.71	0.55
1:C:92:HIS:HB2	2:C:541:HOH:O	2.06	0.55
1:C:110:ASP:HB3	1:C:158:VAL:O	2.06	0.55
1:C:142:TYR:CZ	1:C:161:PRO:HB3	2.41	0.55
1:D:213:GLY:O	1:D:214:ILE:HG23	2.05	0.55
1:B:176:LEU:HB2	1:B:235:VAL:HG11	1.87	0.55
1:B:184:GLU:HG3	1:B:185:ASN:ND2	2.22	0.55
1:D:285:PHE:CE2	1:D:349:THR:HG22	2.42	0.55
1:D:48:THR:OG1	1:D:75:VAL:HG22	2.07	0.55
1:B:315:ILE:HD13	1:C:185:ASN:HA	1.89	0.55
1:A:118:ARG:NH1	1:A:118:ARG:HB2	2.21	0.55
1:B:149:ARG:HG2	1:B:153:LYS:HE3	1.87	0.55
1:C:289:LEU:HD11	1:C:295:PRO:HB3	1.88	0.55
1:D:214:ILE:HG22	1:D:248:LEU:O	2.06	0.55
1:D:286:VAL:HG22	1:D:306:CYS:SG	2.46	0.55
1:B:164:TYR:HB2	1:B:165:PRO:HD3	1.88	0.55
1:C:142:TYR:HE2	1:C:144:LEU:HD22	1.72	0.55
1:C:273:HIS:HE2	1:C:290:ASP:HA	1.70	0.55
1:C:308:MET:HA	1:C:322:ILE:O	2.07	0.55
1:A:145:THR:HG21	1:A:338:GLN:HE21	1.70	0.55
1:A:182:LYS:HE3	1:A:263:MET:O	2.07	0.55
1:C:34:ARG:HG3	1:D:355:GLN:HB2	1.88	0.55
1:A:52:LYS:HG2	2:A:361:HOH:O	2.06	0.55
1:B:142:TYR:OH	1:B:227:GLU:HG2	2.06	0.55
1:B:223:ARG:HG3	2:B:470:HOH:O	2.07	0.55
1:B:303:SER:HB3	1:B:305:TYR:CD2	2.42	0.55
1:D:216:SER:O	1:D:217:TYR:HB3	2.06	0.55
1:C:100:LYS:HE3	2:C:549:HOH:O	2.07	0.55
1:D:350:THR:O	1:D:352:LEU:HG	2.06	0.55
1:C:27:TYR:N	2:C:516:HOH:O	2.39	0.55

Continued on next page...

Continued from previous page...

Atom-1	Atom-2	Interatomic distance (Å)	Clash overlap (Å)
1:D:214:ILE:C	1:D:214:ILE:HD12	2.27	0.55
2:B:465:HOH:O	1:C:297:THR:HG22	2.07	0.55
1:A:56:SER:C	1:A:58:GLU:H	2.08	0.55
1:A:242:VAL:O	1:D:314:ARG:HD3	2.06	0.55
1:B:229:GLU:OE2	1:B:241:THR:HA	2.06	0.55
1:B:73:VAL:CG1	1:B:74:SER:H	2.13	0.55
1:C:16:ASP:O	1:C:17:ILE:HD13	2.06	0.55
1:C:48:THR:HG23	1:C:75:VAL:HG22	1.89	0.55
1:B:32:ILE:HD13	1:B:333:SER:HB2	1.89	0.55
1:B:115:PHE:O	1:B:140:VAL:HG11	2.07	0.55
1:C:22:LEU:HA	1:C:48:THR:HB	1.87	0.55
1:B:299:ASN:ND2	2:B:386:HOH:O	2.39	0.55
1:C:23:GLY:O	1:C:89:CYS:HB2	2.06	0.55
1:C:38:ASN:HD21	1:D:355:GLN:HE21	1.54	0.55
1:C:116:ARG:HD3	1:C:227:GLU:OE2	2.07	0.55
1:B:144:LEU:HD12	1:B:335:GLN:OE1	2.07	0.55
1:A:164:TYR:CE1	1:A:190:ALA:HB1	2.41	0.55
1:D:214:ILE:HD12	1:D:214:ILE:O	2.07	0.55
1:D:120:ILE:O	1:D:124:GLU:HG3	2.07	0.55
1:A:57:MET:CE	1:A:60:VAL:HB	2.36	0.55
1:A:228:ILE:O	1:A:232:LEU:HG	2.06	0.55
1:D:160:ASN:ND2	1:D:332:ALA:O	2.40	0.55
1:B:296:ARG:HD3	2:B:409:HOH:O	2.06	0.55
1:A:48:THR:CG2	2:A:560:HOH:O	2.54	0.55
1:B:249:MET:HG3	1:B:251:MET:CE	2.36	0.55
1:B:295:PRO:HG2	1:B:322:ILE:CG2	2.37	0.55
1:A:191:LYS:HD2	1:A:191:LYS:N	2.22	0.55
1:B:21:LEU:O	1:B:47:MET:HA	2.07	0.55
1:C:22:LEU:HD13	1:C:86:VAL:CG1	2.36	0.55
1:C:273:HIS:HE1	1:C:277:LYS:HD3	1.72	0.55
1:A:56:SER:O	1:A:59:SER:HB3	2.07	0.55
1:A:63:HIS:NE2	1:A:64:LEU:HG	2.22	0.55
1:A:173:VAL:HB	1:A:174:PRO:HD3	1.88	0.55
1:B:96:GLN:HA	1:B:115:PHE:CZ	2.42	0.55
1:D:194:VAL:HG23	1:D:248:LEU:HD11	1.89	0.55
1:B:269:THR:HG21	1:B:312:PRO:HA	1.89	0.55
1:A:296:ARG:NH1	2:A:518:HOH:O	2.37	0.55
1:D:164:TYR:HB2	1:D:165:PRO:HD3	1.89	0.55
1:B:46:LEU:HD21	1:B:78:ALA:HB1	1.88	0.55
1:C:231:GLY:O	1:C:234:ASP:HB2	2.07	0.55
1:B:58:GLU:O	1:B:62:PRO:HA	2.07	0.55

Continued on next page...

Continued from previous page...

Atom-1	Atom-2	Interatomic distance (Å)	Clash overlap (Å)
1:A:294:VAL:HG11	1:D:216:SER:O	2.07	0.54
1:A:116:ARG:HD3	1:A:227:GLU:OE2	2.08	0.54
1:A:308:MET:HA	1:A:322:ILE:O	2.07	0.54
1:D:93:GLY:HA2	2:D:544:HOH:O	2.06	0.54
1:B:99:ILE:HD12	1:B:115:PHE:HE2	1.72	0.54
1:C:111:LEU:HA	1:C:160:ASN:HB3	1.90	0.54
1:A:296:ARG:HB3	1:A:298:HIS:ND1	2.23	0.54
1:C:18:ARG:HE	1:C:45:THR:HG21	1.72	0.54
1:C:15:LYS:HD3	1:C:40:PRO:O	2.06	0.54
1:C:22:LEU:HD13	1:C:86:VAL:CG1	2.37	0.54
1:C:67:GLN:HG2	1:C:69:LEU:HG	1.88	0.54
1:D:173:VAL:HB	1:D:174:PRO:HD3	1.88	0.54
1:A:187:ILE:HA	1:A:243:SER:HB3	1.88	0.54
1:B:127:TYR:CE1	1:B:223:ARG:HD3	2.42	0.54
1:A:82:THR:HG22	1:A:82:THR:O	2.05	0.54
1:B:306:CYS:SG	1:B:330:LYS:CG	2.95	0.54
1:C:161:PRO:HG2	1:C:335:GLN:NE2	2.23	0.54
1:C:356:PRO:C	1:C:358:PHE:H	2.09	0.54
1:D:96:GLN:HG3	2:D:548:HOH:O	2.07	0.54
1:A:251:MET:HB2	1:D:212:GLU:HA	1.88	0.54
1:A:263:MET:HG2	1:A:272:LEU:HD11	1.89	0.54
1:B:300:VAL:HG21	1:B:325:ILE:HA	1.89	0.54
1:C:237:GLN:NE2	2:C:563:HOH:O	2.40	0.54
1:C:311:PHE:HD1	1:C:320:ILE:O	1.91	0.54
1:D:96:GLN:HG3	2:D:545:HOH:O	2.07	0.54
1:A:48:THR:HG21	1:A:75:VAL:HG22	1.89	0.54
1:C:252:ILE:HG21	1:D:359:PRO:OXT	2.07	0.54
1:B:43:GLN:O	1:B:45:THR:HG23	2.06	0.54
1:C:149:ARG:NH1	1:C:348:GLU:OE1	2.40	0.54
1:B:269:THR:HG21	1:B:312:PRO:HA	1.89	0.54
1:B:121:ALA:O	1:B:125:GLU:HG2	2.08	0.54
1:C:115:PHE:CD1	1:C:140:VAL:HG21	2.43	0.54
1:B:83:VAL:O	1:B:106:LEU:HD21	2.08	0.54
1:B:342:ILE:HG13	1:B:342:ILE:O	2.07	0.54
1:B:314:ARG:HG3	1:B:314:ARG:NH1	2.21	0.54
1:A:33:VAL:HG12	1:A:67:GLN:HE22	1.72	0.54
1:D:144:LEU:CD2	1:D:147:ILE:HG13	2.37	0.54
1:D:25:SER:HB2	2:D:443:HOH:O	2.07	0.54
1:A:330:LYS:NZ	1:A:338:GLN:OE1	2.40	0.54
1:B:142:TYR:CZ	1:B:161:PRO:HB3	2.42	0.54
1:D:306:CYS:HA	1:D:324:VAL:O	2.07	0.54

Continued on next page...

Continued from previous page...

Atom-1	Atom-2	Interatomic distance (Å)	Clash overlap (Å)
1:D:269:THR:HG21	1:D:312:PRO:HB3	1.88	0.54
1:D:269:THR:HG23	2:D:576:HOH:O	2.06	0.54
1:C:176:LEU:HG	1:C:181:ILE:HD11	1.89	0.54
1:C:263:MET:SD	1:C:319:ALA:HB2	2.48	0.54
1:A:215:SER:HB3	2:D:429:HOH:O	2.07	0.54
1:A:235:VAL:HG13	1:A:236:ALA:N	2.23	0.54
1:B:256:GLN:HB2	1:B:324:VAL:HG12	1.88	0.54
1:C:119:ASN:O	1:C:122:GLU:HB3	2.07	0.54
1:C:147:ILE:HB	1:C:148:LEU:HD12	1.89	0.54
1:C:340:LEU:O	1:C:344:LEU:HD13	2.08	0.54
1:D:175:LEU:HD13	1:D:272:LEU:HD22	1.90	0.54
1:A:256:GLN:HA	1:A:324:VAL:HG12	1.88	0.54
1:B:50:ASP:OD1	1:B:75:VAL:HG23	2.08	0.54
1:B:199:ARG:O	1:B:199:ARG:HG2	2.08	0.54
1:D:67:GLN:O	1:D:69:LEU:HG	2.07	0.54
1:C:253:ARG:CZ	1:C:328:LEU:HD12	2.38	0.54
1:C:51:ARG:HH22	1:C:90:LEU:CD2	2.20	0.54
1:C:325:ILE:C	1:C:325:ILE:HD12	2.28	0.54
1:A:164:TYR:HB2	1:A:165:PRO:HD3	1.88	0.54
1:A:306:CYS:HA	1:A:324:VAL:O	2.08	0.54
1:A:307:HIS:NE2	1:B:65:ARG:HD2	2.22	0.54
1:B:183:HIS:HB2	1:B:240:VAL:HG22	1.89	0.54
1:A:22:LEU:HA	1:A:48:THR:HB	1.89	0.54
1:B:142:TYR:CZ	1:B:161:PRO:HB3	2.42	0.54
1:C:47:MET:HE3	1:C:69:LEU:HB3	1.90	0.54
1:D:254:GLY:HA2	2:D:517:HOH:O	2.07	0.54
1:D:256:GLN:HA	1:D:324:VAL:HG12	1.88	0.54
1:D:135:GLU:O	1:D:138:LYS:HG3	2.08	0.54
1:A:242:VAL:O	1:D:314:ARG:HD3	2.08	0.54
1:B:84:ASP:O	1:B:106:LEU:HG	2.07	0.54
1:B:149:ARG:HG3	1:B:348:GLU:OE1	2.08	0.54
1:B:156:ARG:HB3	2:B:379:HOH:O	2.07	0.54
1:C:108:ILE:HG22	1:C:109:VAL:N	2.23	0.54
1:A:182:LYS:HD2	1:A:262:GLU:CG	2.38	0.54
1:A:151:ASP:HA	1:A:154:LYS:CE	2.24	0.54
1:D:311:PHE:HE2	2:D:411:HOH:O	1.89	0.54
1:B:218:GLY:HA3	1:B:222:HIS:HD2	1.73	0.54
1:C:20:GLY:N	1:C:83:VAL:HG11	2.23	0.54
1:D:239:LYS:HD2	1:D:240:VAL:N	2.23	0.54
1:B:216:SER:HA	1:B:247:HIS:HA	1.90	0.54
1:D:201:ALA:C	1:D:202:LYS:HD2	2.28	0.54

Continued on next page...

Continued from previous page...

Atom-1	Atom-2	Interatomic distance (Å)	Clash overlap (Å)
1:A:127:TYR:CE1	1:A:223:ARG:HD3	2.42	0.54
1:D:104:THR:O	1:D:156:ARG:HD2	2.06	0.54
1:A:239:LYS:HE2	2:A:496:HOH:O	2.07	0.54
1:A:89:CYS:SG	1:A:111:LEU:HD13	2.48	0.54
1:B:52:LYS:HA	1:B:55:GLN:HE21	1.72	0.54
1:D:217:TYR:O	1:D:246:PRO:HD2	2.08	0.54
1:B:256:GLN:HB2	1:B:324:VAL:CG1	2.32	0.54
1:C:22:LEU:HD21	1:C:80:PHE:CZ	2.42	0.54
1:A:187:ILE:HD12	1:D:187:ILE:HD12	1.88	0.54
1:C:48:THR:CG2	1:C:75:VAL:HG22	2.38	0.54
1:C:161:PRO:HG2	1:C:335:GLN:NE2	2.23	0.54
1:B:321:ILE:HD12	1:B:321:ILE:N	2.22	0.54
1:C:22:LEU:HD11	1:C:80:PHE:CE2	2.43	0.54
1:A:82:THR:HG22	1:A:82:THR:O	2.07	0.54
1:A:91:PRO:HD2	1:A:94:THR:CG2	2.34	0.54
1:B:92:HIS:HB2	2:B:532:HOH:O	2.08	0.54
1:B:250:PRO:O	1:D:207:TYR:CZ	2.61	0.54
1:B:280:TYR:CD1	1:B:283:GLU:HG3	2.37	0.54
1:C:337:LEU:HD23	1:C:352:LEU:HD21	1.89	0.54
1:A:174:PRO:HG3	2:A:592:HOH:O	2.06	0.54
1:C:20:GLY:H	1:C:83:VAL:HG11	1.72	0.54
1:D:239:LYS:HD2	1:D:240:VAL:N	2.23	0.54
1:A:57:MET:HE3	1:A:60:VAL:HB	1.89	0.54
1:C:61:PHE:CE1	1:C:199:ARG:NH1	2.76	0.54
1:B:22:LEU:HD13	1:B:86:VAL:CG1	2.38	0.54
1:B:164:TYR:HB2	1:B:165:PRO:HD3	1.89	0.54
1:D:231:GLY:O	1:D:235:VAL:HG23	2.07	0.54
1:A:21:LEU:HD13	1:A:32:ILE:HG21	1.90	0.54
1:A:270:GLU:H	1:A:270:GLU:CD	2.10	0.54
1:B:17:ILE:HG23	1:B:84:ASP:HB2	1.88	0.54
1:D:209:GLU:OE1	2:D:492:HOH:O	2.19	0.54
1:D:215:SER:OG	2:D:383:HOH:O	2.18	0.54
1:C:285:PHE:HA	1:C:305:TYR:CD1	2.43	0.54
1:A:67:GLN:C	1:A:68:LYS:HD2	2.29	0.53
1:B:173:VAL:HB	1:B:174:PRO:HD3	1.90	0.53
1:C:103:PRO:C	1:C:105:ALA:H	2.11	0.53
1:D:194:VAL:HA	1:D:248:LEU:HD11	1.89	0.53
1:A:92:HIS:HD1	1:A:92:HIS:H	1.56	0.53
1:A:287:LYS:HG3	1:B:65:ARG:HD2	1.90	0.53
1:C:68:LYS:HD2	1:C:68:LYS:N	2.23	0.53
1:C:171:PRO:HG3	1:C:308:MET:CE	2.37	0.53

Continued on next page...

Continued from previous page...

Atom-1	Atom-2	Interatomic distance (Å)	Clash overlap (Å)
1:C:195:SER:HB2	1:C:328:LEU:HD11	1.90	0.53
1:A:48:THR:HG21	1:A:75:VAL:HG22	1.90	0.53
1:B:328:LEU:O	1:B:332:ALA:HB3	2.08	0.53
1:D:286:VAL:O	1:D:287:LYS:HD3	2.08	0.53
1:D:97:GLU:O	1:D:101:GLU:HG2	2.08	0.53
1:C:107:LYS:NZ	1:C:153:LYS:O	2.38	0.53
1:D:46:LEU:HD12	1:D:47:MET:N	2.23	0.53
1:B:173:VAL:HA	1:B:235:VAL:HG11	1.90	0.53
1:C:164:TYR:HB2	1:C:165:PRO:HD3	1.90	0.53
1:C:300:VAL:HG23	2:C:505:HOH:O	2.06	0.53
1:B:111:LEU:HD11	1:B:336:ALA:HB1	1.90	0.53
1:B:147:ILE:HD12	1:B:173:VAL:HG11	1.89	0.53
1:C:15:LYS:HG2	1:C:16:ASP:H	1.73	0.53
1:C:167:THR:HG21	1:C:255:MET:HG2	1.90	0.53
1:C:170:LEU:N	1:C:171:PRO:CD	2.70	0.53
1:A:20:GLY:HA3	1:A:86:VAL:HG22	1.90	0.53
1:B:34:ARG:O	1:B:38:ASN:ND2	2.41	0.53
1:C:46:LEU:HD12	2:C:428:HOH:O	2.07	0.53
1:D:229:GLU:HG2	1:D:242:VAL:HG22	1.89	0.53
1:A:192:SER:HB2	1:A:255:MET:HE2	1.89	0.53
1:B:230:GLN:OE1	2:B:433:HOH:O	2.18	0.53
1:A:122:GLU:HA	1:A:125:GLU:HG2	1.90	0.53
1:B:83:VAL:HG23	1:B:106:LEU:HD11	1.90	0.53
1:C:173:VAL:HB	1:C:174:PRO:HD3	1.90	0.53
1:A:118:ARG:NH1	1:A:118:ARG:CB	2.72	0.53
1:A:236:ALA:C	1:A:238:SER:H	2.11	0.53
1:C:96:GLN:HA	1:C:115:PHE:CZ	2.44	0.53
1:C:141:VAL:O	1:C:158:VAL:HG13	2.09	0.53
1:C:183:HIS:CE1	1:C:184:GLU:HG3	2.43	0.53
1:D:182:LYS:HB2	1:D:262:GLU:CG	2.39	0.53
1:A:251:MET:HB2	1:D:212:GLU:HA	1.90	0.53
1:A:311:PHE:CE1	1:A:322:ILE:HD12	2.44	0.53
1:D:48:THR:OG1	1:D:75:VAL:HG22	2.08	0.53
1:B:104:THR:O	1:B:156:ARG:HD2	2.08	0.53
1:C:79:ASP:OD1	1:C:82:THR:HG23	2.08	0.53
1:B:120:ILE:HG23	1:B:131:HIS:CB	2.39	0.53
1:B:164:TYR:HB2	1:B:165:PRO:HD3	1.91	0.53
1:A:169:GLN:OE1	1:A:228:ILE:HA	2.08	0.53
1:A:252:ILE:HD12	1:C:208:SER:HA	1.91	0.53
1:C:194:VAL:HG12	1:C:251:MET:O	2.08	0.53
1:D:302:GLY:N	1:D:326:ASP:OD2	2.35	0.53

Continued on next page...

Continued from previous page...

Atom-1	Atom-2	Interatomic distance (Å)	Clash overlap (Å)
1:D:269:THR:HG23	2:D:578:HOH:O	2.08	0.53
1:D:119:ASN:O	1:D:122:GLU:HB3	2.09	0.53
1:D:173:VAL:HB	1:D:174:PRO:HD3	1.89	0.53
1:B:27:TYR:HD2	1:B:195:SER:O	1.91	0.53
1:A:274:GLN:NE2	1:A:277:LYS:HE2	2.22	0.53
1:C:61:PHE:CE1	1:C:199:ARG:NH1	2.77	0.53
1:A:182:LYS:HD2	1:A:262:GLU:HG3	1.89	0.53
1:C:191:LYS:HD2	1:C:256:GLN:O	2.08	0.53
1:B:51:ARG:HD2	1:B:51:ARG:N	2.19	0.53
1:C:18:ARG:HB3	1:C:45:THR:OG1	2.08	0.53
1:A:95:THR:HG21	1:A:110:ASP:OD2	2.09	0.53
1:B:119:ASN:HB3	1:B:122:GLU:HB3	1.89	0.53
1:A:48:THR:HG21	1:A:75:VAL:HG22	1.91	0.53
1:A:152:ILE:HG23	1:A:158:VAL:HG21	1.90	0.53
1:B:107:LYS:HB3	1:B:343:MET:CE	2.38	0.53
1:B:17:ILE:HG23	1:B:84:ASP:HB2	1.90	0.53
1:C:296:ARG:HD2	1:C:298:HIS:ND1	2.23	0.53
1:D:263:MET:HG2	1:D:272:LEU:HD11	1.90	0.53
1:A:17:ILE:HG23	1:A:84:ASP:HB2	1.91	0.53
1:A:136:LEU:HD12	1:A:136:LEU:O	2.08	0.53
1:A:217:TYR:CE1	1:A:248:LEU:HB2	2.43	0.53
1:A:243:SER:HB2	1:D:315:ILE:CD1	2.38	0.53
1:B:52:LYS:HD3	1:B:60:VAL:HG22	1.91	0.53
1:C:259:ILE:N	1:C:259:ILE:HD12	2.23	0.53
1:D:281:GLU:HA	2:D:583:HOH:O	2.07	0.53
1:A:48:THR:CG2	2:A:562:HOH:O	2.56	0.53
1:A:247:HIS:NE2	1:D:256:GLN:NE2	2.56	0.53
1:B:191:LYS:O	1:B:255:MET:HA	2.09	0.53
1:A:37:ALA:HB2	1:A:67:GLN:NE2	2.24	0.53
1:B:161:PRO:HG2	1:B:335:GLN:NE2	2.24	0.53
1:C:52:LYS:HE2	1:C:60:VAL:HG13	1.91	0.53
1:D:104:THR:O	1:D:156:ARG:HD2	2.08	0.53
1:B:149:ARG:O	1:B:153:LYS:HG3	2.09	0.53
1:D:49:ALA:CB	1:D:72:LEU:HD13	2.38	0.53
1:A:152:ILE:HG23	1:A:158:VAL:HG21	1.91	0.53
1:A:191:LYS:HE2	1:D:191:LYS:HE3	1.91	0.53
1:D:242:VAL:HG23	1:D:242:VAL:O	2.09	0.53
1:A:91:PRO:HB2	1:A:94:THR:OG1	2.08	0.53
1:A:136:LEU:HD21	1:A:157:LEU:HD22	1.91	0.53
1:C:20:GLY:N	1:C:83:VAL:HG11	2.24	0.53
1:C:255:MET:O	1:C:324:VAL:HA	2.09	0.53

Continued on next page...

Continued from previous page...

Atom-1	Atom-2	Interatomic distance (Å)	Clash overlap (Å)
1:D:90:LEU:HD13	1:D:98:ILE:HD12	1.91	0.53
1:D:211:ALA:O	1:D:212:GLU:O	2.27	0.53
1:B:149:ARG:O	1:B:153:LYS:HG3	2.09	0.53
1:D:32:ILE:HA	1:D:333:SER:OG	2.09	0.53
1:A:178:ALA:HB3	1:A:180:LEU:HG	1.91	0.53
1:D:298:HIS:HA	1:D:301:ARG:NH1	2.19	0.53
1:C:20:GLY:O	1:C:86:VAL:HA	2.09	0.53
1:D:52:LYS:HD2	1:D:52:LYS:N	2.24	0.53
1:A:97:GLU:O	1:A:101:GLU:HG2	2.08	0.53
1:B:301:ARG:NH1	1:C:212:GLU:O	2.42	0.53
1:A:235:VAL:HG13	1:A:236:ALA:H	1.74	0.53
1:B:126:TRP:CD1	1:B:226:PRO:HG3	2.44	0.53
1:C:97:GLU:O	1:C:100:LYS:HB3	2.09	0.53
1:C:270:GLU:N	1:C:270:GLU:OE1	2.41	0.53
1:B:222:HIS:O	1:B:224:HIS:N	2.42	0.53
1:C:168:ILE:C	1:C:171:PRO:HD2	2.29	0.53
1:C:103:PRO:O	1:C:105:ALA:N	2.41	0.53
1:A:52:LYS:HD3	1:A:60:VAL:CG2	2.38	0.53
1:A:233:SER:OG	1:A:239:LYS:HD2	2.09	0.53
1:D:90:LEU:HD13	1:D:98:ILE:HD12	1.91	0.53
1:C:117:LEU:HA	1:C:230:GLN:OE1	2.08	0.53
1:A:173:VAL:HB	1:A:174:PRO:HD3	1.91	0.53
1:C:340:LEU:O	1:C:344:LEU:HD13	2.09	0.53
1:D:325:ILE:HD13	1:D:325:ILE:H	1.73	0.53
1:A:22:LEU:HD11	1:A:80:PHE:CE1	2.43	0.53
1:A:270:GLU:H	1:A:270:GLU:CD	2.11	0.52
1:C:124:GLU:HG2	1:C:130:PRO:HA	1.89	0.52
1:D:132:LYS:HE2	2:D:538:HOH:O	2.09	0.52
1:A:95:THR:HG21	1:A:110:ASP:OD2	2.09	0.52
1:B:289:LEU:HB2	1:B:309:SER:OG	2.09	0.52
1:D:20:GLY:O	1:D:86:VAL:HG13	2.09	0.52
1:B:35:LEU:CD1	1:B:334:GLY:HA2	2.39	0.52
1:B:235:VAL:HG12	1:B:235:VAL:O	2.10	0.52
1:D:281:GLU:HG2	2:D:589:HOH:O	2.09	0.52
1:A:82:THR:HG22	1:A:82:THR:O	2.09	0.52
1:A:217:TYR:O	1:A:246:PRO:HB2	2.08	0.52
1:D:22:LEU:HG	1:D:86:VAL:HG11	1.90	0.52
1:A:103:PRO:HD2	1:A:106:LEU:HD12	1.91	0.52
1:A:82:THR:HG22	1:A:82:THR:O	2.09	0.52
1:C:301:ARG:NH2	2:C:518:HOH:O	2.42	0.52
1:D:296:ARG:NE	2:D:502:HOH:O	2.38	0.52

Continued on next page...

Continued from previous page...

Atom-1	Atom-2	Interatomic distance (Å)	Clash overlap (Å)
1:B:295:PRO:HG2	1:B:322:ILE:HG22	1.92	0.52
1:C:191:LYS:NZ	1:C:258:THR:N	2.57	0.52
1:A:199:ARG:O	1:A:199:ARG:HG2	2.10	0.52
1:B:17:ILE:HG23	1:B:84:ASP:OD2	2.09	0.52
1:B:96:GLN:HA	1:B:115:PHE:CZ	2.44	0.52
1:C:18:ARG:HH11	1:C:45:THR:HB	1.75	0.52
1:D:120:ILE:O	1:D:124:GLU:HG3	2.10	0.52
1:C:108:ILE:CG2	1:C:109:VAL:N	2.72	0.52
1:D:136:LEU:HD12	1:D:139:GLU:HG2	1.91	0.52
1:C:65:ARG:HD2	2:C:534:HOH:O	2.08	0.52
1:C:117:LEU:HA	1:C:230:GLN:HE22	1.73	0.52
1:C:58:GLU:OE1	1:C:58:GLU:HA	2.09	0.52
1:C:191:LYS:HB3	1:C:249:MET:SD	2.49	0.52
1:D:48:THR:OG1	1:D:75:VAL:HG22	2.09	0.52
1:B:289:LEU:HD11	1:B:295:PRO:HB3	1.92	0.52
1:D:304:ASN:HA	1:D:329:VAL:HG12	1.90	0.52
1:B:31:GLU:HB3	1:B:333:SER:HB2	1.90	0.52
1:C:349:THR:HB	1:C:353:LEU:HD21	1.91	0.52
1:C:256:GLN:HE21	1:C:322:ILE:HG23	1.73	0.52
1:C:291:GLU:HG3	2:C:574:HOH:O	2.09	0.52
1:A:24:ALA:O	1:A:57:MET:HE1	2.09	0.52
1:D:171:PRO:HD3	1:D:308:MET:CE	2.39	0.52
1:D:275:GLN:HA	1:D:275:GLN:HE21	1.75	0.52
1:B:65:ARG:HB2	1:B:65:ARG:HH11	1.75	0.52
1:B:251:MET:HB2	1:C:212:GLU:HA	1.91	0.52
1:C:47:MET:SD	1:C:57:MET:HE2	2.50	0.52
1:C:264:ALA:HB3	1:C:267:VAL:HG21	1.92	0.52
1:B:170:LEU:HB2	1:B:171:PRO:HD3	1.91	0.52
1:D:151:ASP:HA	1:D:154:LYS:CE	2.30	0.52
1:D:176:LEU:HD21	1:D:181:ILE:HD11	1.91	0.52
1:A:48:THR:HG21	1:A:75:VAL:HG22	1.91	0.52
1:D:132:LYS:HB2	1:D:132:LYS:HZ2	1.74	0.52
1:A:150:GLU:HG2	2:A:469:HOH:O	2.08	0.52
1:A:67:GLN:C	1:A:68:LYS:HD2	2.30	0.52
1:A:135:GLU:O	1:A:138:LYS:HG2	2.09	0.52
1:A:126:TRP:HZ3	1:A:221:ARG:O	1.93	0.52
1:A:213:GLY:HA3	1:D:298:HIS:CE1	2.44	0.52
1:B:287:LYS:HE2	1:B:305:TYR:CE1	2.45	0.52
1:B:22:LEU:HD11	1:B:80:PHE:HE1	1.74	0.52
1:D:48:THR:OG1	1:D:75:VAL:HG22	2.10	0.52
1:A:162:GLY:C	1:A:165:PRO:HD2	2.30	0.52

Continued on next page...

Continued from previous page...

Atom-1	Atom-2	Interatomic distance (Å)	Clash overlap (Å)
1:B:110:ASP:OD1	1:B:112:SER:HB3	2.09	0.52
1:C:216:SER:HB3	1:C:247:HIS:NE2	2.24	0.52
1:B:73:VAL:CG1	1:B:74:SER:H	2.15	0.52
1:B:311:PHE:CE1	1:B:322:ILE:HD12	2.45	0.52
1:C:22:LEU:HD11	1:C:80:PHE:CE2	2.34	0.52
1:C:107:LYS:HG2	1:C:343:MET:HB3	1.91	0.52
1:A:57:MET:HE3	1:A:57:MET:HA	1.91	0.52
1:C:347:PRO:HB2	1:C:350:THR:OG1	2.08	0.52
1:A:326:ASP:O	1:A:328:LEU:N	2.43	0.52
1:C:191:LYS:HZ1	1:C:258:THR:H	1.56	0.52
1:B:203:GLU:CD	2:B:561:HOH:O	2.47	0.52
1:B:295:PRO:HG2	1:B:322:ILE:CG2	2.39	0.52
1:C:96:GLN:HG3	1:C:114:ASP:OD2	2.09	0.52
1:C:165:PRO:HG2	1:C:227:GLU:CD	2.30	0.52
1:C:253:ARG:NE	1:C:328:LEU:HD12	2.24	0.52
1:A:163:CYS:HB2	1:A:255:MET:SD	2.49	0.52
1:B:249:MET:SD	1:C:214:ILE:HG21	2.49	0.52
1:D:31:GLU:CD	1:D:253:ARG:HH22	2.13	0.52
1:A:15:LYS:HD2	1:A:43:GLN:HB2	1.92	0.52
1:A:135:GLU:HA	1:A:138:LYS:HE2	1.91	0.52
1:B:92:HIS:HB2	2:B:537:HOH:O	2.10	0.52
1:B:214:ILE:HB	1:B:249:MET:HE2	1.90	0.52
1:A:161:PRO:HG2	1:A:335:GLN:NE2	2.25	0.52
1:A:270:GLU:H	1:A:270:GLU:CD	2.12	0.52
1:B:144:LEU:HB3	1:B:148:LEU:HD13	1.92	0.52
1:A:22:LEU:HD23	1:A:48:THR:HG21	1.91	0.52
1:A:152:ILE:HG21	1:A:339:ASN:OD1	2.10	0.52
1:C:145:THR:O	1:C:149:ARG:HG3	2.10	0.52
1:A:306:CYS:HA	1:A:324:VAL:O	2.10	0.52
1:C:349:THR:HB	1:C:353:LEU:HD21	1.92	0.52
1:D:304:ASN:OD1	1:D:330:LYS:HA	2.08	0.52
1:B:249:MET:SD	1:C:214:ILE:HG21	2.49	0.52
1:C:18:ARG:HH11	1:C:45:THR:HB	1.75	0.52
1:A:270:GLU:H	1:A:270:GLU:CD	2.13	0.52
1:B:216:SER:O	1:C:294:VAL:HG11	2.09	0.52
1:A:167:THR:HG22	1:A:325:ILE:CG2	2.40	0.52
1:B:239:LYS:HD3	1:B:240:VAL:N	2.25	0.52
1:C:357:LEU:HG	1:D:253:ARG:CZ	2.40	0.52
1:B:15:LYS:HB3	1:B:41:HIS:O	2.09	0.52
1:C:18:ARG:HB3	1:C:45:THR:OG1	2.09	0.52
1:C:48:THR:HG22	1:C:49:ALA:N	2.24	0.52

Continued on next page...

Continued from previous page...

Atom-1	Atom-2	Interatomic distance (Å)	Clash overlap (Å)
1:C:125:GLU:HG3	1:C:126:TRP:CD1	2.45	0.52
1:B:18:ARG:HE	1:B:45:THR:HG21	1.75	0.52
1:B:120:ILE:HG13	1:B:134:VAL:HG13	1.92	0.52
1:C:183:HIS:ND1	2:C:472:HOH:O	2.34	0.52
1:B:80:PHE:HB3	1:B:106:LEU:HD21	1.92	0.52
1:B:315:ILE:HD13	1:C:185:ASN:HA	1.92	0.52
1:D:144:LEU:HD21	1:D:169:GLN:HB3	1.91	0.52
1:A:48:THR:HG21	1:A:75:VAL:CG2	2.39	0.52
1:C:19:ILE:HG22	1:C:20:GLY:O	2.10	0.52
1:C:244:PHE:CE2	1:C:246:PRO:HG3	2.44	0.52
1:D:192:SER:HB2	1:D:255:MET:HE2	1.92	0.52
1:C:144:LEU:CD2	1:C:147:ILE:HG13	2.39	0.52
1:C:102:LEU:HD12	1:C:108:ILE:HD13	1.90	0.52
1:A:122:GLU:HA	1:A:125:GLU:HG2	1.92	0.52
1:A:259:ILE:O	1:A:320:ILE:HA	2.10	0.52
1:B:18:ARG:HB2	1:B:83:VAL:HA	1.91	0.52
1:B:187:ILE:HD12	1:B:187:ILE:N	2.24	0.52
1:A:46:LEU:HD12	2:A:428:HOH:O	2.10	0.52
1:B:95:THR:C	1:B:97:GLU:H	2.13	0.52
1:C:102:LEU:HD12	1:C:108:ILE:HD13	1.91	0.52
1:C:28:THR:O	1:C:32:ILE:HG12	2.09	0.52
1:D:190:ALA:C	1:D:191:LYS:HD2	2.31	0.52
1:D:52:LYS:HD3	2:D:409:HOH:O	2.10	0.52
1:C:125:GLU:HG3	1:C:126:TRP:CD1	2.45	0.52
1:D:126:TRP:CZ3	1:D:221:ARG:HG3	2.45	0.52
1:A:67:GLN:C	1:A:68:LYS:HD2	2.31	0.52
1:B:17:ILE:HG13	1:B:344:LEU:HD13	1.90	0.52
1:C:51:ARG:H	1:C:51:ARG:CD	2.00	0.52
1:C:142:TYR:CE2	1:C:144:LEU:HB2	2.45	0.52
1:D:24:ALA:O	1:D:25:SER:OG	2.23	0.52
1:B:46:LEU:HD11	1:B:78:ALA:CB	2.35	0.52
1:C:341:ASN:OD1	1:C:350:THR:HB	2.10	0.52
1:C:273:HIS:CD2	1:C:291:GLU:HG3	2.45	0.52
1:B:170:LEU:HB2	1:B:171:PRO:HD3	1.91	0.52
1:B:311:PHE:HB3	1:B:312:PRO:HD2	1.92	0.52
1:C:136:LEU:O	1:C:139:GLU:HG2	2.10	0.52
1:C:256:GLN:HG3	1:C:324:VAL:HG12	1.92	0.52
1:D:240:VAL:HG12	1:D:242:VAL:HG13	1.91	0.52
1:A:93:GLY:H	1:A:114:ASP:CG	2.13	0.52
1:D:146:GLU:HG2	1:D:286:VAL:HG21	1.91	0.51
1:D:269:THR:HG23	2:D:571:HOH:O	2.08	0.51

Continued on next page...

Continued from previous page...

Atom-1	Atom-2	Interatomic distance (Å)	Clash overlap (Å)
1:A:122:GLU:HA	1:A:125:GLU:HG2	1.92	0.51
1:B:173:VAL:HG13	1:B:235:VAL:CG2	2.39	0.51
1:B:183:HIS:HB2	1:B:240:VAL:HG22	1.92	0.51
1:D:94:THR:HA	2:D:545:HOH:O	2.09	0.51
1:C:65:ARG:HG3	1:C:66:ALA:N	2.25	0.51
1:D:217:TYR:O	1:D:246:PRO:HD2	2.10	0.51
1:C:296:ARG:HB3	1:C:298:HIS:ND1	2.25	0.51
1:D:22:LEU:HD12	1:D:88:CYS:SG	2.50	0.51
1:D:107:LYS:HG3	1:D:344:LEU:HD21	1.93	0.51
1:C:274:GLN:OE1	2:C:486:HOH:O	2.18	0.51
1:D:115:PHE:CD1	1:D:140:VAL:HG21	2.45	0.51
1:D:239:LYS:HD2	1:D:240:VAL:H	1.75	0.51
1:A:135:GLU:O	1:A:138:LYS:HG2	2.09	0.51
1:C:68:LYS:HD2	1:C:68:LYS:N	2.25	0.51
1:C:118:ARG:N	1:C:230:GLN:HE22	2.05	0.51
1:C:270:GLU:HG2	2:C:577:HOH:O	2.09	0.51
1:A:48:THR:CG2	2:A:560:HOH:O	2.56	0.51
1:D:48:THR:OG1	1:D:75:VAL:HG22	2.10	0.51
1:B:19:ILE:CG1	1:B:42:PHE:HB3	2.39	0.51
1:B:27:TYR:O	1:B:31:GLU:HG2	2.09	0.51
1:C:216:SER:HA	1:C:247:HIS:HA	1.93	0.51
1:C:256:GLN:HG3	1:C:324:VAL:CG1	2.40	0.51
1:D:269:THR:HG21	1:D:312:PRO:CA	2.40	0.51
1:B:145:THR:HG21	1:B:338:GLN:HE21	1.75	0.51
1:B:124:GLU:HG3	1:B:129:GLN:C	2.31	0.51
1:B:268:ARG:HB2	1:B:270:GLU:HG2	1.91	0.51
1:C:38:ASN:ND2	2:C:371:HOH:O	2.42	0.51
1:C:144:LEU:HA	1:C:161:PRO:HG3	1.93	0.51
1:B:31:GLU:HB3	1:B:333:SER:OG	2.11	0.51
1:B:111:LEU:HD11	1:B:336:ALA:HB1	1.92	0.51
1:B:118:ARG:CB	1:B:118:ARG:HH11	2.24	0.51
1:C:15:LYS:HB3	1:C:41:HIS:HA	1.93	0.51
1:C:124:GLU:HG2	1:C:129:GLN:O	2.10	0.51
1:C:95:THR:HG22	1:C:115:PHE:HE2	1.75	0.51
1:C:135:GLU:HG2	2:C:457:HOH:O	2.09	0.51
1:A:249:MET:CE	1:D:214:ILE:HG21	2.31	0.51
1:A:251:MET:HB2	1:D:212:GLU:HA	1.91	0.51
1:A:256:GLN:HE21	1:A:322:ILE:HG23	1.70	0.51
1:B:277:LYS:O	1:B:281:GLU:HB3	2.11	0.51
1:C:155:ALA:O	1:C:343:MET:HE2	2.11	0.51
1:C:173:VAL:HB	1:C:174:PRO:HD3	1.92	0.51

Continued on next page...

Continued from previous page...

Atom-1	Atom-2	Interatomic distance (Å)	Clash overlap (Å)
1:D:100:LYS:HA	1:D:136:LEU:HD22	1.92	0.51
1:B:315:ILE:HD13	1:C:185:ASN:HA	1.93	0.51
1:C:264:ALA:HB3	1:C:267:VAL:HG21	1.92	0.51
1:A:48:THR:CG2	2:A:556:HOH:O	2.57	0.51
1:C:190:ALA:C	1:C:191:LYS:HD2	2.31	0.51
1:C:301:ARG:HA	1:C:326:ASP:OD2	2.11	0.51
1:A:47:MET:HE2	1:A:70:PRO:HD2	1.92	0.51
1:A:252:ILE:HG21	1:B:359:PRO:OXT	2.10	0.51
1:A:80:PHE:C	1:A:82:THR:H	2.13	0.51
1:C:46:LEU:HD12	2:C:433:HOH:O	2.09	0.51
1:D:251:MET:HE3	1:D:254:GLY:HA3	1.93	0.51
1:C:260:TYR:HB3	2:C:372:HOH:O	2.09	0.51
1:D:306:CYS:HA	1:D:324:VAL:O	2.10	0.51
1:A:294:VAL:HG22	1:A:311:PHE:CZ	2.46	0.51
1:C:280:TYR:HD1	1:C:283:GLU:HG3	1.75	0.51
1:C:92:HIS:HB2	2:C:531:HOH:O	2.09	0.51
1:C:349:THR:HB	1:C:353:LEU:HD21	1.93	0.51
1:A:95:THR:HG21	1:A:110:ASP:CG	2.31	0.51
1:A:135:GLU:HA	1:A:138:LYS:HE2	1.92	0.51
1:A:117:LEU:HA	1:A:230:GLN:OE1	2.10	0.51
1:C:111:LEU:HA	1:C:160:ASN:HB3	1.92	0.51
1:C:185:ASN:HB3	1:C:318:ARG:NH2	2.25	0.51
1:A:174:PRO:HG3	2:A:584:HOH:O	2.09	0.51
1:D:131:HIS:O	1:D:134:VAL:HG23	2.10	0.51
1:A:163:CYS:HB2	1:A:255:MET:SD	2.49	0.51
1:A:168:ILE:HD11	1:A:188:ILE:HG21	1.92	0.51
1:B:63:HIS:CG	1:B:64:LEU:N	2.79	0.51
1:C:63:HIS:HB3	1:D:299:ASN:OD1	2.11	0.51
1:B:141:VAL:HG21	1:B:155:ALA:HB2	1.93	0.51
1:D:62:PRO:C	1:D:64:LEU:H	2.13	0.51
1:C:125:GLU:HG3	1:C:126:TRP:CD1	2.45	0.51
1:C:144:LEU:HG	1:C:147:ILE:HG13	1.92	0.51
1:B:308:MET:HA	1:B:322:ILE:O	2.11	0.51
1:C:49:ALA:HA	1:C:51:ARG:NH1	2.25	0.51
1:B:267:VAL:HG13	1:B:271:ASP:OD2	2.10	0.51
1:C:119:ASN:HB3	1:C:122:GLU:HB3	1.92	0.51
1:A:149:ARG:NH2	1:A:283:GLU:OE2	2.37	0.51
1:B:274:GLN:NE2	1:B:277:LYS:HE2	2.26	0.51
1:D:187:ILE:HG12	1:D:243:SER:HB3	1.91	0.51
1:B:83:VAL:HG23	1:B:106:LEU:HD21	1.93	0.51
1:D:46:LEU:HD12	1:D:47:MET:N	2.26	0.51

Continued on next page...

Continued from previous page...

Atom-1	Atom-2	Interatomic distance (Å)	Clash overlap (Å)
1:A:127:TYR:CE1	1:A:223:ARG:HD3	2.46	0.51
1:B:289:LEU:HB2	1:B:309:SER:OG	2.11	0.51
1:D:239:LYS:HD2	1:D:240:VAL:N	2.26	0.51
1:B:182:LYS:HB3	1:B:184:GLU:OE1	2.10	0.51
1:C:48:THR:HG21	1:C:75:VAL:HG22	1.91	0.51
1:C:170:LEU:CB	1:C:171:PRO:HD3	2.40	0.51
1:B:19:ILE:HD11	1:B:42:PHE:HB3	1.92	0.51
1:B:168:ILE:O	1:B:171:PRO:HD2	2.11	0.51
1:B:144:LEU:CD2	1:B:169:GLN:HB3	2.41	0.51
1:D:116:ARG:HD3	1:D:227:GLU:CD	2.31	0.51
1:C:200:GLY:HA3	2:C:399:HOH:O	2.11	0.51
1:D:186:ILE:HB	1:D:242:VAL:HG12	1.92	0.51
1:D:358:PHE:CD2	1:D:359:PRO:HA	2.45	0.51
1:A:103:PRO:HD2	1:A:106:LEU:HD12	1.93	0.51
1:C:161:PRO:HG2	1:C:335:GLN:HE21	1.73	0.51
1:C:116:ARG:HD3	1:C:227:GLU:CD	2.31	0.51
1:C:173:VAL:HG13	1:C:235:VAL:HG21	1.91	0.51
1:C:48:THR:CG2	1:C:75:VAL:HG22	2.41	0.51
1:A:47:MET:CE	1:A:70:PRO:HD2	2.40	0.51
1:D:306:CYS:SG	1:D:325:ILE:CG2	2.98	0.51
1:D:308:MET:HA	1:D:322:ILE:O	2.11	0.51
1:B:277:LYS:HD2	2:B:579:HOH:O	2.10	0.51
1:D:21:LEU:HB3	1:D:47:MET:HG2	1.93	0.51
1:D:164:TYR:CE1	1:D:190:ALA:HB1	2.44	0.51
1:D:291:GLU:CD	2:D:598:HOH:O	2.48	0.51
1:B:142:TYR:CZ	1:B:161:PRO:HB3	2.46	0.51
1:C:65:ARG:NE	2:C:527:HOH:O	2.43	0.51
1:D:173:VAL:N	1:D:174:PRO:CD	2.74	0.51
1:D:174:PRO:HB2	1:D:276:LEU:HD23	1.92	0.51
1:B:73:VAL:CG1	1:B:74:SER:H	2.17	0.51
1:D:306:CYS:HA	1:D:324:VAL:O	2.11	0.51
1:A:136:LEU:HD12	1:A:136:LEU:O	2.11	0.51
1:A:164:TYR:HB2	1:A:165:PRO:HD3	1.92	0.51
1:B:213:GLY:O	1:B:250:PRO:HD3	2.10	0.51
1:C:50:ASP:CB	1:C:51:ARG:HH21	2.24	0.51
1:C:153:LYS:HG2	1:C:342:ILE:HB	1.92	0.51
1:B:124:GLU:HA	1:B:129:GLN:O	2.10	0.51
1:C:18:ARG:HH11	1:C:45:THR:HB	1.76	0.51
1:C:34:ARG:HG3	1:D:355:GLN:HB2	1.92	0.51
1:D:202:LYS:HE3	1:D:205:ASN:HD22	1.76	0.51
1:D:300:VAL:HG21	1:D:325:ILE:HA	1.92	0.51

Continued on next page...

Continued from previous page...

Atom-1	Atom-2	Interatomic distance (Å)	Clash overlap (Å)
1:A:92:HIS:C	1:A:94:THR:H	2.15	0.51
1:B:291:GLU:HA	2:B:575:HOH:O	2.09	0.51
1:C:100:LYS:HE3	2:C:556:HOH:O	2.11	0.51
1:A:135:GLU:HB2	2:A:579:HOH:O	2.10	0.51
1:C:173:VAL:HG13	1:C:235:VAL:CG2	2.40	0.51
1:C:344:LEU:N	1:C:344:LEU:HD12	2.26	0.51
1:B:100:LYS:HA	1:B:136:LEU:HD22	1.93	0.51
1:A:259:ILE:HD12	1:A:259:ILE:N	2.26	0.51
1:B:175:LEU:HB3	1:B:181:ILE:HG12	1.93	0.51
1:A:116:ARG:HD3	1:A:227:GLU:OE2	2.11	0.51
1:D:185:ASN:ND2	1:D:262:GLU:OE2	2.44	0.51
1:B:19:ILE:HD11	1:B:42:PHE:HB3	1.93	0.51
1:C:212:GLU:OE2	1:C:212:GLU:HA	2.11	0.51
1:B:121:ALA:O	1:B:125:GLU:HG2	2.10	0.51
1:A:67:GLN:HE21	1:B:355:GLN:HG3	1.72	0.50
1:A:95:THR:HB	1:A:114:ASP:OD2	2.10	0.50
1:B:109:VAL:HG11	1:B:336:ALA:HB1	1.93	0.50
1:B:202:LYS:HE3	2:B:393:HOH:O	2.11	0.50
1:D:147:ILE:O	1:D:148:LEU:HD23	2.12	0.50
1:D:299:ASN:HB2	2:D:428:HOH:O	2.11	0.50
1:A:24:ALA:O	1:A:57:MET:HE1	2.10	0.50
1:A:168:ILE:HD13	1:A:188:ILE:HG21	1.92	0.50
1:C:344:LEU:N	1:C:344:LEU:HD12	2.26	0.50
1:D:113:ALA:HA	1:D:116:ARG:CZ	2.41	0.50
1:D:130:PRO:HD2	1:D:132:LYS:NZ	2.26	0.50
1:B:95:THR:CG2	1:B:99:ILE:HD12	2.41	0.50
1:C:45:THR:HA	1:C:70:PRO:HG2	1.93	0.50
1:D:48:THR:HG22	1:D:73:VAL:CG2	2.41	0.50
1:C:48:THR:HG21	1:C:75:VAL:CG2	2.41	0.50
1:B:187:ILE:HD12	1:C:187:ILE:HD12	1.94	0.50
1:C:341:ASN:CG	1:C:350:THR:HB	2.31	0.50
1:A:182:LYS:HD2	1:A:262:GLU:OE1	2.11	0.50
1:A:152:ILE:HD13	1:A:339:ASN:OD1	2.11	0.50
1:D:306:CYS:HB2	1:D:325:ILE:HG22	1.91	0.50
1:A:313:ASP:OD1	1:D:243:SER:HB2	2.12	0.50
1:B:310:VAL:CG1	1:B:321:ILE:HG12	2.41	0.50
1:C:125:GLU:HG3	1:C:126:TRP:N	2.25	0.50
1:B:15:LYS:NZ	2:B:511:HOH:O	2.42	0.50
1:D:167:THR:CG2	1:D:325:ILE:HG12	2.42	0.50
1:A:149:ARG:NH2	1:A:283:GLU:OE2	2.37	0.50
1:B:254:GLY:HA2	2:B:382:HOH:O	2.11	0.50

Continued on next page...

Continued from previous page...

Atom-1	Atom-2	Interatomic distance (Å)	Clash overlap (Å)
1:C:47:MET:HE1	1:C:69:LEU:HD22	1.93	0.50
1:A:21:LEU:HD13	1:A:32:ILE:HG21	1.93	0.50
1:A:161:PRO:HG2	1:A:335:GLN:NE2	2.26	0.50
1:A:254:GLY:HA2	1:A:326:ASP:HA	1.94	0.50
1:C:63:HIS:HA	1:D:299:ASN:HB3	1.93	0.50
1:C:330:LYS:HB3	2:C:366:HOH:O	2.12	0.50
1:B:73:VAL:CG1	1:B:74:SER:H	2.11	0.50
1:B:87:PHE:CE1	1:B:109:VAL:HB	2.46	0.50
1:B:92:HIS:HB2	2:B:533:HOH:O	2.11	0.50
1:D:48:THR:OG1	1:D:75:VAL:HG22	2.11	0.50
1:D:132:LYS:HD2	1:D:132:LYS:N	2.26	0.50
1:A:122:GLU:HA	1:A:125:GLU:HG2	1.93	0.50
1:B:162:GLY:C	1:B:165:PRO:HD2	2.32	0.50
1:B:296:ARG:CB	1:B:299:ASN:HD22	2.18	0.50
1:C:344:LEU:HB3	1:C:346:TYR:HD1	1.73	0.50
1:D:291:GLU:HG3	2:D:504:HOH:O	2.11	0.50
1:A:239:LYS:NZ	2:A:609:HOH:O	2.44	0.50
1:C:118:ARG:NH2	2:C:547:HOH:O	2.44	0.50
1:C:145:THR:HB	1:C:330:LYS:HZ2	1.76	0.50
1:C:280:TYR:HD1	1:C:283:GLU:HG3	1.76	0.50
1:D:60:VAL:HG12	1:D:199:ARG:HH12	1.76	0.50
1:B:140:VAL:HG22	1:B:157:LEU:CD2	2.41	0.50
1:B:168:ILE:C	1:B:171:PRO:HD2	2.31	0.50
1:A:96:GLN:HG3	1:A:114:ASP:HB3	1.93	0.50
1:A:206:LEU:HA	1:C:206:LEU:HA	1.93	0.50
1:B:168:ILE:C	1:B:171:PRO:HD2	2.32	0.50
1:D:144:LEU:HD12	1:D:335:GLN:OE1	2.12	0.50
1:D:165:PRO:HG3	1:D:228:ILE:HG13	1.92	0.50
1:B:124:GLU:HA	1:B:129:GLN:O	2.10	0.50
1:A:242:VAL:O	1:D:314:ARG:HD3	2.11	0.50
1:D:269:THR:HG21	1:D:312:PRO:CA	2.41	0.50
1:C:183:HIS:CG	2:C:475:HOH:O	2.65	0.50
1:C:192:SER:HB2	1:C:255:MET:HE2	1.94	0.50
1:A:327:ASN:O	1:A:331:GLY:HA3	2.10	0.50
1:A:191:LYS:HD2	1:A:191:LYS:N	2.27	0.50
1:D:173:VAL:HB	1:D:174:PRO:HD3	1.93	0.50
1:B:274:GLN:NE2	1:B:278:THR:OG1	2.45	0.50
1:C:46:LEU:HA	2:C:435:HOH:O	2.11	0.50
1:C:15:LYS:HB2	1:C:40:PRO:O	2.11	0.50
1:C:273:HIS:CD2	1:C:291:GLU:HG3	2.47	0.50
1:D:304:ASN:HA	1:D:330:LYS:HB2	1.94	0.50

Continued on next page...

Continued from previous page...

Atom-1	Atom-2	Interatomic distance (Å)	Clash overlap (Å)
1:B:31:GLU:OE2	1:B:329:VAL:HG22	2.12	0.50
1:B:229:GLU:HB3	1:B:239:LYS:HE2	1.92	0.50
1:C:104:THR:C	1:C:106:LEU:H	2.14	0.50
1:A:268:ARG:HB3	1:A:270:GLU:OE1	2.11	0.50
1:A:306:CYS:HA	1:A:324:VAL:O	2.11	0.50
1:B:140:VAL:HB	2:B:536:HOH:O	2.10	0.50
1:D:303:SER:HB3	1:D:305:TYR:HD2	1.77	0.50
1:B:190:ALA:C	1:B:191:LYS:HD2	2.31	0.50
1:D:97:GLU:HB2	2:D:541:HOH:O	2.10	0.50
1:D:168:ILE:HD13	1:D:188:ILE:HD13	1.92	0.50
1:B:294:VAL:HG22	1:B:311:PHE:HZ	1.76	0.50
1:D:217:TYR:O	1:D:246:PRO:HD2	2.12	0.50
1:A:163:CYS:HB2	1:A:255:MET:SD	2.51	0.50
1:A:177:LYS:HG3	1:A:235:VAL:HG23	1.94	0.50
1:B:189:ASP:OD1	1:B:191:LYS:HE3	2.12	0.50
1:D:36:LEU:HD13	1:D:44:VAL:HG22	1.92	0.50
1:D:253:ARG:HD3	1:D:326:ASP:OD2	2.12	0.50
1:C:54:GLY:C	2:C:530:HOH:O	2.50	0.50
1:A:161:PRO:HG2	1:A:335:GLN:HE21	1.76	0.50
1:A:164:TYR:HB2	1:A:165:PRO:HD3	1.93	0.50
1:B:46:LEU:HD21	1:B:78:ALA:HB1	1.94	0.50
1:B:104:THR:HA	1:B:156:ARG:NH1	2.27	0.50
1:A:22:LEU:HD11	1:A:80:PHE:CE1	2.47	0.50
1:C:195:SER:HB3	1:C:252:ILE:O	2.12	0.50
1:D:214:ILE:HD12	1:D:214:ILE:O	2.11	0.50
1:A:164:TYR:HB2	1:A:165:PRO:HD3	1.93	0.50
1:B:268:ARG:HB3	1:B:270:GLU:OE2	2.12	0.50
1:D:173:VAL:HB	1:D:174:PRO:HD3	1.93	0.50
1:D:47:MET:HE1	1:D:69:LEU:HB3	1.94	0.50
1:D:60:VAL:HG12	1:D:199:ARG:NH1	2.26	0.50
1:A:199:ARG:HH21	1:C:209:GLU:CD	2.15	0.50
1:B:256:GLN:HB3	1:C:214:ILE:HD11	1.94	0.50
1:C:51:ARG:HD2	1:C:51:ARG:N	2.13	0.50
1:D:188:ILE:HG23	1:D:259:ILE:HG12	1.94	0.50
1:B:126:TRP:CZ2	1:B:226:PRO:HD3	2.47	0.50
1:C:22:LEU:HD13	1:C:86:VAL:HG13	1.94	0.50
1:C:135:GLU:O	1:C:138:LYS:HG2	2.11	0.50
1:C:340:LEU:HG	1:C:344:LEU:HD13	1.93	0.50
1:A:149:ARG:NH2	1:A:283:GLU:OE2	2.36	0.50
1:A:136:LEU:HD11	1:A:156:ARG:NH2	2.27	0.50
1:A:152:ILE:HD13	1:A:339:ASN:OD1	2.12	0.50

Continued on next page...

Continued from previous page...

Atom-1	Atom-2	Interatomic distance (Å)	Clash overlap (Å)
1:C:28:THR:HG22	1:C:89:CYS:SG	2.51	0.50
1:D:167:THR:HG22	1:D:325:ILE:CG2	2.41	0.50
1:A:46:LEU:HD12	2:A:429:HOH:O	2.12	0.50
1:A:173:VAL:HB	1:A:174:PRO:HD3	1.93	0.50
1:C:54:GLY:C	2:C:536:HOH:O	2.50	0.50
1:D:135:GLU:HB2	2:D:545:HOH:O	2.11	0.50
1:D:235:VAL:O	1:D:237:GLN:HG3	2.12	0.50
1:B:277:LYS:HD2	2:B:581:HOH:O	2.11	0.50
1:A:46:LEU:HD12	2:A:430:HOH:O	2.12	0.50
1:B:214:ILE:HG13	1:C:256:GLN:OE1	2.12	0.50
1:D:22:LEU:HG	1:D:86:VAL:CG1	2.42	0.50
1:A:244:PHE:CE2	1:A:246:PRO:HG3	2.47	0.50
1:C:268:ARG:HB3	1:C:270:GLU:OE1	2.12	0.49
1:B:18:ARG:HE	1:B:45:THR:HG21	1.76	0.49
1:B:310:VAL:HG13	1:B:321:ILE:HG12	1.94	0.49
1:D:285:PHE:C	1:D:306:CYS:SG	2.90	0.49
1:B:31:GLU:HA	1:B:31:GLU:OE1	2.12	0.49
1:D:354:HIS:H	1:D:354:HIS:CD2	2.30	0.49
1:B:278:THR:HG23	1:B:281:GLU:OE2	2.12	0.49
1:A:173:VAL:HB	1:A:174:PRO:HD3	1.93	0.49
1:B:191:LYS:O	1:B:255:MET:HA	2.11	0.49
1:B:36:LEU:HD22	1:B:42:PHE:HB2	1.94	0.49
1:D:314:ARG:HH11	1:D:314:ARG:HG3	1.77	0.49
1:A:48:THR:OG1	1:A:75:VAL:HG22	2.12	0.49
1:C:148:LEU:HD12	1:C:148:LEU:N	2.27	0.49
1:D:97:GLU:CD	1:D:132:LYS:HD2	2.32	0.49
1:A:73:VAL:HB	1:A:77:ASP:HB2	1.93	0.49
1:A:149:ARG:HD2	2:A:594:HOH:O	2.12	0.49
1:A:183:HIS:HB2	1:A:240:VAL:HG22	1.93	0.49
1:C:131:HIS:NE2	1:C:137:GLN:HG2	2.27	0.49
1:B:206:LEU:HA	1:D:206:LEU:HA	1.93	0.49
1:C:65:ARG:NE	2:C:533:HOH:O	2.46	0.49
1:D:214:ILE:HG22	1:D:250:PRO:HD3	1.94	0.49
1:A:170:LEU:HB3	1:A:308:MET:HE1	1.94	0.49
1:D:144:LEU:CD2	1:D:147:ILE:HG13	2.41	0.49
1:A:168:ILE:HD13	1:A:188:ILE:HD13	1.93	0.49
1:A:314:ARG:HG3	1:A:314:ARG:NH1	2.26	0.49
1:A:104:THR:O	1:A:156:ARG:HD2	2.12	0.49
1:B:95:THR:HB	1:B:114:ASP:OD2	2.12	0.49
1:B:203:GLU:OE2	2:B:565:HOH:O	2.20	0.49
1:B:277:LYS:HD2	2:B:582:HOH:O	2.11	0.49

Continued on next page...

Continued from previous page...

Atom-1	Atom-2	Interatomic distance (Å)	Clash overlap (Å)
1:B:315:ILE:CD1	1:C:185:ASN:HA	2.40	0.49
1:D:173:VAL:HB	1:D:174:PRO:HD3	1.93	0.49
1:A:244:PHE:CE2	1:A:246:PRO:HG3	2.48	0.49
1:B:156:ARG:HG2	1:B:157:LEU:N	2.27	0.49
1:C:104:THR:HA	1:C:156:ARG:NH1	2.27	0.49
1:A:168:ILE:HD11	1:A:188:ILE:HG21	1.94	0.49
1:D:47:MET:HE1	1:D:69:LEU:HB3	1.94	0.49
1:C:97:GLU:O	1:C:100:LYS:HB3	2.12	0.49
1:A:210:ILE:HD12	1:A:248:LEU:CD2	2.42	0.49
1:C:269:THR:HG21	1:C:312:PRO:HA	1.95	0.49
1:D:273:HIS:O	1:D:277:LYS:HB2	2.12	0.49
1:A:57:MET:HE3	1:A:60:VAL:HB	1.93	0.49
1:A:88:CYS:O	1:A:111:LEU:HB2	2.13	0.49
1:A:228:ILE:O	1:A:232:LEU:HG	2.12	0.49
1:D:285:PHE:HA	1:D:305:TYR:HD1	1.76	0.49
1:C:280:TYR:HD1	1:C:283:GLU:HG3	1.78	0.49
1:D:296:ARG:HB3	1:D:298:HIS:ND1	2.27	0.49
1:A:140:VAL:HG22	1:A:157:LEU:HD23	1.94	0.49
1:C:341:ASN:HD21	1:C:350:THR:HB	1.77	0.49
1:D:48:THR:OG1	1:D:75:VAL:HG22	2.11	0.49
1:A:64:LEU:HD21	1:B:355:GLN:HB3	1.94	0.49
1:A:304:ASN:OD1	1:A:329:VAL:HG12	2.13	0.49
1:A:296:ARG:HB3	1:A:298:HIS:ND1	2.28	0.49
1:D:214:ILE:HG22	1:D:250:PRO:HD3	1.94	0.49
1:A:95:THR:HG21	1:A:110:ASP:CG	2.33	0.49
1:A:191:LYS:HD2	1:A:191:LYS:N	2.28	0.49
1:B:229:GLU:OE2	1:B:241:THR:HA	2.12	0.49
1:B:229:GLU:OE2	1:B:241:THR:HG23	2.12	0.49
1:D:269:THR:HG21	1:D:312:PRO:CB	2.42	0.49
1:C:21:LEU:HD22	1:C:32:ILE:HG21	1.93	0.49
1:C:17:ILE:HG23	1:C:84:ASP:HB2	1.92	0.49
1:A:149:ARG:NH2	1:A:283:GLU:OE2	2.38	0.49
1:B:164:TYR:CE1	1:B:190:ALA:HB1	2.47	0.49
1:C:145:THR:O	1:C:149:ARG:HB2	2.12	0.49
1:C:191:LYS:HZ2	1:C:258:THR:H	1.58	0.49
1:A:57:MET:CE	1:A:60:VAL:HB	2.42	0.49
1:C:52:LYS:HD2	1:C:52:LYS:N	2.28	0.49
1:C:115:PHE:HD1	1:C:137:GLN:OE1	1.95	0.49
1:C:183:HIS:HB2	1:C:240:VAL:HG22	1.94	0.49
1:A:124:GLU:HG3	1:A:129:GLN:C	2.33	0.49
1:A:183:HIS:HE1	2:A:603:HOH:O	1.95	0.49

Continued on next page...

Continued from previous page...

Atom-1	Atom-2	Interatomic distance (Å)	Clash overlap (Å)
1:C:65:ARG:NE	2:C:527:HOH:O	2.46	0.49
1:D:144:LEU:HA	1:D:335:GLN:OE1	2.12	0.49
1:A:263:MET:HG2	1:A:272:LEU:HD11	1.94	0.49
1:D:80:PHE:CD2	1:D:106:LEU:HD11	2.48	0.49
1:C:67:GLN:HG3	2:C:401:HOH:O	2.12	0.49
1:A:333:SER:O	1:A:336:ALA:HB3	2.13	0.49
1:B:103:PRO:O	1:B:106:LEU:HB2	2.12	0.49
1:D:269:THR:HG21	1:D:312:PRO:HB3	1.93	0.49
1:B:18:ARG:O	1:B:83:VAL:HB	2.13	0.49
1:C:27:TYR:CD1	1:D:359:PRO:HD3	2.47	0.49
1:C:297:THR:HA	1:C:324:VAL:HB	1.93	0.49
1:D:48:THR:CB	1:D:75:VAL:HG22	2.42	0.49
1:A:48:THR:CG2	1:A:75:VAL:HG22	2.43	0.49
1:D:120:ILE:HG13	1:D:134:VAL:HG13	1.94	0.49
1:C:110:ASP:OD1	1:C:112:SER:HB3	2.13	0.49
1:B:202:LYS:H	1:D:206:LEU:HD21	1.78	0.49
1:C:166:THR:O	1:C:170:LEU:HG	2.12	0.49
1:A:51:ARG:HG3	2:A:561:HOH:O	2.12	0.49
1:C:185:ASN:HB3	1:C:318:ARG:NH2	2.27	0.49
1:D:190:ALA:C	1:D:191:LYS:HD2	2.33	0.49
1:D:164:TYR:CE1	1:D:190:ALA:HB1	2.47	0.49
1:D:164:TYR:HA	1:D:255:MET:SD	2.52	0.49
1:C:273:HIS:NE2	1:C:289:LEU:O	2.44	0.49
1:A:96:GLN:HG3	1:A:114:ASP:HB3	1.95	0.49
1:C:354:HIS:CD2	1:C:354:HIS:H	2.29	0.49
1:D:52:LYS:NZ	2:D:525:HOH:O	2.45	0.49
1:B:126:TRP:CE2	1:B:226:PRO:HD3	2.48	0.49
1:B:220:THR:HG21	2:B:563:HOH:O	2.10	0.49
1:A:303:SER:O	1:A:329:VAL:HB	2.13	0.49
1:A:296:ARG:HB3	1:A:298:HIS:ND1	2.27	0.49
1:D:301:ARG:HG3	2:D:517:HOH:O	2.11	0.49
1:B:165:PRO:HD3	1:B:224:HIS:ND1	2.28	0.49
1:C:340:LEU:O	1:C:344:LEU:HD13	2.13	0.49
1:A:215:SER:CB	1:D:296:ARG:HG2	2.43	0.49
1:B:253:ARG:NE	1:B:328:LEU:HD12	2.28	0.49
1:C:22:LEU:HA	1:C:48:THR:CB	2.41	0.49
1:B:175:LEU:CD2	1:B:272:LEU:HD22	2.42	0.49
1:D:164:TYR:HA	1:D:255:MET:SD	2.53	0.49
1:C:117:LEU:HD22	1:C:123:TYR:CD1	2.46	0.49
1:A:183:HIS:HE1	2:A:599:HOH:O	1.94	0.49
1:B:164:TYR:HB2	1:B:224:HIS:ND1	2.27	0.49

Continued on next page...

Continued from previous page...

Atom-1	Atom-2	Interatomic distance (Å)	Clash overlap (Å)
1:B:239:LYS:C	1:B:239:LYS:HD3	2.33	0.49
1:B:325:ILE:CD1	1:B:327:ASN:HA	2.43	0.49
1:C:88:CYS:HB2	1:C:110:ASP:HA	1.93	0.49
1:C:217:TYR:O	1:C:246:PRO:HB2	2.13	0.49
1:B:199:ARG:O	1:B:199:ARG:HG2	2.13	0.49
1:A:168:ILE:CD1	1:A:188:ILE:HG21	2.43	0.49
1:B:132:LYS:HE2	2:B:429:HOH:O	2.12	0.49
1:A:268:ARG:HB3	1:A:270:GLU:OE1	2.13	0.49
1:C:39:HIS:HE1	1:C:41:HIS:HB2	1.77	0.49
1:B:91:PRO:HD2	1:B:94:THR:OG1	2.13	0.49
1:C:149:ARG:NH2	1:C:283:GLU:OE2	2.39	0.49
1:B:153:LYS:CD	2:B:550:HOH:O	2.60	0.49
1:C:101:GLU:HB2	2:C:533:HOH:O	2.12	0.49
1:C:340:LEU:HG	1:C:344:LEU:HD13	1.95	0.49
1:D:269:THR:HG23	2:D:578:HOH:O	2.11	0.49
1:B:285:PHE:CE2	1:B:349:THR:HG22	2.47	0.49
1:B:22:LEU:HD23	1:B:90:LEU:HD11	1.95	0.49
1:A:324:VAL:O	1:A:325:ILE:HG23	2.12	0.49
1:B:15:LYS:NZ	2:B:517:HOH:O	2.46	0.49
1:C:116:ARG:HD3	1:C:227:GLU:CD	2.33	0.49
1:D:22:LEU:HG	1:D:86:VAL:HG11	1.94	0.49
1:D:120:ILE:O	1:D:124:GLU:HG3	2.13	0.49
1:B:152:ILE:CG2	1:B:342:ILE:HD11	2.43	0.49
1:A:259:ILE:HB	1:A:321:ILE:HB	1.95	0.49
1:B:126:TRP:CH2	1:B:225:VAL:HB	2.48	0.49
1:D:291:GLU:OE2	2:D:596:HOH:O	2.18	0.49
1:A:329:VAL:HG12	1:A:334:GLY:HA3	1.95	0.49
1:B:140:VAL:CG2	1:B:157:LEU:HD23	2.43	0.49
1:C:46:LEU:HD21	1:C:80:PHE:CE2	2.48	0.49
1:A:136:LEU:HD12	1:A:139:GLU:HG2	1.95	0.48
1:C:47:MET:CE	1:C:70:PRO:HD2	2.43	0.48
1:A:152:ILE:HD13	1:A:339:ASN:OD1	2.13	0.48
1:A:160:ASN:O	1:A:161:PRO:O	2.31	0.48
1:B:239:LYS:C	1:B:239:LYS:HD3	2.34	0.48
1:D:22:LEU:HG	1:D:86:VAL:CG1	2.43	0.48
1:B:152:ILE:HG22	1:B:342:ILE:HD11	1.95	0.48
1:B:187:ILE:HB	1:B:260:TYR:HB2	1.95	0.48
1:C:270:GLU:HG2	2:C:573:HOH:O	2.12	0.48
1:D:104:THR:O	1:D:156:ARG:HD2	2.13	0.48
1:D:141:VAL:HG21	1:D:155:ALA:HB2	1.95	0.48
1:A:95:THR:HB	1:A:114:ASP:OD2	2.13	0.48

Continued on next page...

Continued from previous page...

Atom-1	Atom-2	Interatomic distance (Å)	Clash overlap (Å)
1:B:42:PHE:CE2	1:B:340:LEU:HG	2.48	0.48
1:B:107:LYS:HB3	1:B:343:MET:HE1	1.94	0.48
1:B:192:SER:HB2	1:B:255:MET:HE2	1.94	0.48
1:C:96:GLN:O	1:C:100:LYS:HB2	2.13	0.48
1:C:214:ILE:HG22	1:C:250:PRO:HD3	1.93	0.48
1:C:149:ARG:HH12	1:C:348:GLU:CD	2.16	0.48
1:A:162:GLY:C	1:A:165:PRO:HD2	2.34	0.48
1:C:175:LEU:HD22	1:C:272:LEU:HD22	1.95	0.48
1:D:257:SER:O	1:D:259:ILE:HG13	2.12	0.48
1:B:118:ARG:CB	1:B:118:ARG:HH11	2.26	0.48
1:B:145:THR:HG21	1:B:338:GLN:HE21	1.79	0.48
1:C:171:PRO:HG2	1:C:323:SER:HB2	1.95	0.48
1:A:56:SER:C	1:A:58:GLU:N	2.66	0.48
1:A:95:THR:CG2	1:A:99:ILE:HD12	2.43	0.48
1:B:165:PRO:HD3	1:B:224:HIS:ND1	2.27	0.48
1:B:233:SER:HA	1:B:240:VAL:HG23	1.96	0.48
1:D:48:THR:CB	1:D:75:VAL:HG22	2.43	0.48
1:C:264:ALA:HB3	1:C:267:VAL:HG21	1.94	0.48
2:A:392:HOH:O	1:D:298:HIS:HD2	1.94	0.48
1:A:213:GLY:HA2	1:D:297:THR:OG1	2.13	0.48
1:A:263:MET:HG2	1:A:272:LEU:HD11	1.95	0.48
1:B:19:ILE:CD1	1:B:42:PHE:HB3	2.41	0.48
1:D:229:GLU:O	1:D:230:GLN:C	2.52	0.48
1:B:22:LEU:O	1:B:89:CYS:HB2	2.13	0.48
1:B:295:PRO:HG2	1:B:322:ILE:CG2	2.43	0.48
1:D:314:ARG:HH11	1:D:314:ARG:HG3	1.79	0.48
1:B:111:LEU:HD11	1:B:336:ALA:CB	2.44	0.48
1:B:148:LEU:O	1:B:152:ILE:HG13	2.14	0.48
1:D:285:PHE:HB3	1:D:306:CYS:SG	2.53	0.48
1:C:135:GLU:HB2	2:C:555:HOH:O	2.13	0.48
1:B:295:PRO:HG2	1:B:322:ILE:CG2	2.44	0.48
1:C:286:VAL:O	1:C:287:LYS:HD3	2.13	0.48
1:A:303:SER:HB3	1:A:356:PRO:CA	2.43	0.48
1:C:214:ILE:HG22	1:C:250:PRO:HD3	1.95	0.48
1:A:164:TYR:CE1	1:A:190:ALA:HB1	2.48	0.48
1:A:243:SER:HB2	1:D:315:ILE:CD1	2.43	0.48
1:D:86:VAL:HG12	1:D:108:ILE:HG23	1.95	0.48
1:D:127:TYR:CE1	1:D:223:ARG:HD3	2.48	0.48
1:A:256:GLN:HB2	1:A:324:VAL:HG12	1.96	0.48
1:B:336:ALA:HA	1:B:339:ASN:ND2	2.29	0.48
1:D:203:GLU:O	1:D:209:GLU:HG3	2.12	0.48

Continued on next page...

Continued from previous page...

Atom-1	Atom-2	Interatomic distance (Å)	Clash overlap (Å)
1:A:55:GLN:O	1:A:71:THR:HG23	2.14	0.48
1:A:21:LEU:HD13	1:A:32:ILE:HG21	1.94	0.48
1:A:215:SER:CB	1:D:296:ARG:HG2	2.43	0.48
1:B:123:TYR:CE2	1:B:129:GLN:HG3	2.48	0.48
1:D:341:ASN:ND2	1:D:347:PRO:O	2.46	0.48
1:B:153:LYS:HD2	2:B:549:HOH:O	2.14	0.48
1:B:231:GLY:O	1:B:235:VAL:HG23	2.14	0.48
1:C:57:MET:CE	1:C:72:LEU:HD21	2.42	0.48
1:C:169:GLN:OE1	1:C:231:GLY:HA3	2.12	0.48
1:D:196:GLY:C	1:D:198:GLY:H	2.17	0.48
1:C:106:LEU:O	1:C:156:ARG:NH1	2.45	0.48
1:A:173:VAL:HB	1:A:174:PRO:HD3	1.95	0.48
1:B:239:LYS:HD3	1:B:240:VAL:N	2.28	0.48
1:A:55:GLN:N	1:A:55:GLN:OE1	2.46	0.48
1:A:167:THR:HG22	1:A:325:ILE:HG12	1.95	0.48
1:A:173:VAL:HB	1:A:174:PRO:HD3	1.96	0.48
1:C:115:PHE:CB	1:C:159:ALA:HB2	2.42	0.48
1:B:286:VAL:HG22	1:B:306:CYS:SG	2.53	0.48
1:D:354:HIS:H	1:D:354:HIS:CD2	2.32	0.48
1:B:120:ILE:HG23	1:B:131:HIS:CB	2.44	0.48
1:B:311:PHE:CD1	1:B:311:PHE:N	2.82	0.48
1:C:307:HIS:O	1:C:324:VAL:HG22	2.13	0.48
1:A:34:ARG:HG3	1:B:355:GLN:CB	2.44	0.48
1:B:166:THR:HG21	1:B:330:LYS:HG3	1.94	0.48
1:C:22:LEU:HB2	1:C:88:CYS:HA	1.96	0.48
1:C:170:LEU:CB	1:C:171:PRO:HD3	2.42	0.48
1:A:36:LEU:HD12	1:A:44:VAL:HG23	1.96	0.48
1:B:191:LYS:HZ1	1:C:189:ASP:CG	2.15	0.48
1:D:301:ARG:HB2	2:D:517:HOH:O	2.14	0.48
1:C:50:ASP:OD1	1:C:75:VAL:HG23	2.14	0.48
1:C:170:LEU:HB2	1:C:171:PRO:HD3	1.95	0.48
1:C:187:ILE:HB	1:C:260:TYR:HB2	1.95	0.48
1:D:308:MET:HA	1:D:322:ILE:O	2.14	0.48
1:B:239:LYS:C	1:B:239:LYS:HD3	2.34	0.48
1:C:244:PHE:CE2	1:C:246:PRO:HG3	2.49	0.48
1:D:66:ALA:HB3	2:D:367:HOH:O	2.12	0.48
1:C:285:PHE:HB2	2:C:403:HOH:O	2.13	0.48
1:C:287:LYS:HB3	1:D:65:ARG:HD2	1.94	0.48
1:D:94:THR:HA	2:D:541:HOH:O	2.13	0.48
1:D:194:VAL:HA	1:D:248:LEU:HD11	1.96	0.48
1:A:52:LYS:HG2	1:A:55:GLN:HE22	1.77	0.48

Continued on next page...

Continued from previous page...

Atom-1	Atom-2	Interatomic distance (Å)	Clash overlap (Å)
1:A:359:PRO:OXT	1:B:252:ILE:HG21	2.13	0.48
1:C:51:ARG:H	1:C:51:ARG:NE	1.95	0.48
1:D:269:THR:HG21	1:D:312:PRO:CA	2.43	0.48
1:B:239:LYS:C	1:B:239:LYS:HD3	2.34	0.48
1:C:272:LEU:HD12	1:C:310:VAL:HG11	1.95	0.48
1:D:116:ARG:HD3	1:D:227:GLU:CD	2.34	0.48
1:A:177:LYS:CG	1:A:235:VAL:HG23	2.43	0.48
1:A:255:MET:HB3	1:A:325:ILE:CD1	2.43	0.48
1:D:314:ARG:HH11	1:D:314:ARG:HG3	1.79	0.48
1:A:104:THR:O	1:A:156:ARG:HD2	2.14	0.48
1:B:168:ILE:C	1:B:171:PRO:HD2	2.34	0.48
1:B:316:PRO:HB2	2:B:497:HOH:O	2.13	0.48
1:A:22:LEU:HD13	1:A:86:VAL:HG13	1.96	0.48
1:A:103:PRO:HD2	1:A:106:LEU:HD12	1.96	0.48
1:A:194:VAL:O	1:A:194:VAL:HG22	2.13	0.48
1:D:239:LYS:HD2	1:D:240:VAL:H	1.76	0.48
1:B:253:ARG:NH1	1:B:326:ASP:OD2	2.39	0.48
1:D:353:LEU:HB2	2:D:459:HOH:O	2.13	0.48
1:D:300:VAL:HG21	1:D:325:ILE:HA	1.95	0.48
1:A:100:LYS:HE3	1:A:101:GLU:OE2	2.14	0.48
1:A:118:ARG:HH11	1:A:118:ARG:HB3	1.79	0.48
1:B:273:HIS:O	1:B:277:LYS:HG3	2.14	0.48
1:C:193:GLY:HA2	1:C:251:MET:HG3	1.94	0.48
1:C:294:VAL:HG13	1:C:322:ILE:HD12	1.95	0.48
1:D:244:PHE:CZ	1:D:246:PRO:HG3	2.49	0.48
1:B:182:LYS:HG2	1:B:262:GLU:O	2.13	0.48
1:B:295:PRO:HG2	1:B:322:ILE:HG21	1.95	0.48
1:C:20:GLY:HA3	1:C:86:VAL:HG22	1.96	0.48
1:C:48:THR:HG21	1:C:75:VAL:HG23	1.94	0.48
1:A:174:PRO:HG3	2:A:590:HOH:O	2.13	0.48
1:B:97:GLU:OE1	1:B:132:LYS:HD2	2.14	0.48
1:C:42:PHE:N	1:C:42:PHE:CD1	2.80	0.48
1:D:239:LYS:HD2	1:D:240:VAL:N	2.29	0.48
1:A:183:HIS:HB2	1:A:240:VAL:HG22	1.96	0.48
1:D:285:PHE:HB3	1:D:304:ASN:O	2.12	0.48
1:A:135:GLU:O	1:A:138:LYS:HG2	2.14	0.48
1:A:167:THR:HG22	1:A:325:ILE:HG12	1.96	0.48
1:B:295:PRO:HG2	1:B:322:ILE:CG2	2.44	0.48
1:D:164:TYR:CE1	1:D:190:ALA:HB1	2.47	0.48
1:D:194:VAL:CA	1:D:248:LEU:HD11	2.43	0.48
1:A:118:ARG:CB	1:A:118:ARG:HH11	2.26	0.48

Continued on next page...

Continued from previous page...

Atom-1	Atom-2	Interatomic distance (Å)	Clash overlap (Å)
1:B:311:PHE:CZ	1:B:322:ILE:HD12	2.49	0.48
1:A:48:THR:HA	1:A:73:VAL:O	2.14	0.48
1:B:187:ILE:HG12	1:B:243:SER:HB3	1.96	0.48
1:C:192:SER:HB2	1:C:255:MET:HE2	1.96	0.48
1:B:146:GLU:HG2	1:B:286:VAL:HG21	1.95	0.48
1:B:249:MET:SD	1:C:214:ILE:HG21	2.53	0.48
1:C:42:PHE:N	1:C:42:PHE:HD1	2.12	0.48
1:C:110:ASP:OD2	2:C:389:HOH:O	2.19	0.48
1:C:304:ASN:O	1:C:330:LYS:HB2	2.14	0.48
1:C:23:GLY:O	1:C:89:CYS:HB2	2.14	0.48
1:C:175:LEU:HD22	1:C:272:LEU:HD22	1.94	0.48
1:A:298:HIS:CD2	1:D:212:GLU:O	2.67	0.48
1:D:96:GLN:HA	1:D:96:GLN:HE21	1.79	0.48
1:B:52:LYS:HG2	1:B:60:VAL:HG22	1.96	0.48
1:C:179:ASN:OD1	1:C:179:ASN:N	2.47	0.48
1:A:306:CYS:HA	1:A:324:VAL:O	2.14	0.48
1:B:203:GLU:HG3	1:D:199:ARG:HG2	1.96	0.48
1:A:210:ILE:HD12	1:A:248:LEU:HD21	1.95	0.48
1:C:122:GLU:CA	1:C:125:GLU:HG2	2.43	0.48
1:C:344:LEU:N	1:C:344:LEU:HD12	2.29	0.48
1:B:21:LEU:HD11	1:B:89:CYS:SG	2.53	0.48
1:C:244:PHE:CZ	1:C:246:PRO:HG3	2.49	0.48
1:A:215:SER:O	1:A:247:HIS:HA	2.14	0.48
1:C:311:PHE:CD1	1:C:311:PHE:N	2.82	0.48
1:B:82:THR:O	1:B:82:THR:HG22	2.14	0.47
1:C:65:ARG:HG3	1:C:66:ALA:N	2.29	0.47
1:D:306:CYS:HB3	1:D:325:ILE:CG2	2.44	0.47
1:C:231:GLY:O	1:C:235:VAL:HG23	2.14	0.47
1:D:291:GLU:OE2	2:D:591:HOH:O	2.20	0.47
1:B:18:ARG:HD3	1:B:82:THR:O	2.13	0.47
1:A:253:ARG:HD3	1:A:326:ASP:CG	2.34	0.47
1:B:112:SER:OG	1:B:113:ALA:N	2.46	0.47
1:C:48:THR:HG23	1:C:73:VAL:O	2.13	0.47
1:A:15:LYS:HB3	1:A:41:HIS:O	2.14	0.47
1:C:216:SER:HB3	1:C:247:HIS:CD2	2.49	0.47
1:D:124:GLU:OE2	1:D:130:PRO:HA	2.14	0.47
1:A:48:THR:HA	1:A:73:VAL:O	2.13	0.47
1:A:187:ILE:HD12	1:D:187:ILE:HD12	1.96	0.47
1:B:95:THR:HG22	1:B:99:ILE:HD12	1.95	0.47
1:B:124:GLU:HG3	2:B:435:HOH:O	2.13	0.47
1:A:259:ILE:HG22	1:A:261:VAL:HG13	1.97	0.47

Continued on next page...

Continued from previous page...

Atom-1	Atom-2	Interatomic distance (Å)	Clash overlap (Å)
1:B:217:TYR:O	1:B:246:PRO:HD2	2.14	0.47
1:C:104:THR:C	1:C:106:LEU:H	2.17	0.47
1:D:263:MET:HG2	1:D:272:LEU:HD11	1.96	0.47
1:B:22:LEU:HD11	1:B:80:PHE:HE1	1.79	0.47
1:C:60:VAL:O	1:C:62:PRO:HD3	2.14	0.47
1:B:183:HIS:HB3	1:B:240:VAL:HG22	1.96	0.47
1:D:172:LEU:HD21	1:D:259:ILE:HG21	1.95	0.47
1:A:167:THR:HG22	1:A:325:ILE:HG12	1.96	0.47
1:A:174:PRO:HG3	2:A:588:HOH:O	2.12	0.47
1:C:202:LYS:HB2	2:C:478:HOH:O	2.13	0.47
1:D:153:LYS:HA	1:D:342:ILE:O	2.14	0.47
1:A:82:THR:HG22	1:A:82:THR:O	2.15	0.47
1:A:103:PRO:HD2	1:A:106:LEU:HD12	1.95	0.47
1:A:244:PHE:CE2	1:A:246:PRO:HG3	2.50	0.47
1:B:354:HIS:H	1:B:354:HIS:HD2	1.57	0.47
1:B:118:ARG:CB	1:B:118:ARG:HH11	2.27	0.47
1:B:168:ILE:HD13	1:B:188:ILE:HD13	1.97	0.47
1:A:115:PHE:CD1	1:A:140:VAL:HG21	2.49	0.47
1:A:194:VAL:O	1:A:194:VAL:HG22	2.14	0.47
1:C:97:GLU:O	1:C:100:LYS:HB3	2.14	0.47
1:A:95:THR:HB	1:A:114:ASP:OD2	2.14	0.47
1:C:183:HIS:HB2	1:C:240:VAL:HG22	1.95	0.47
1:C:269:THR:HA	1:C:272:LEU:CD1	2.44	0.47
1:A:216:SER:HA	1:A:247:HIS:HA	1.96	0.47
1:B:206:LEU:HA	1:D:206:LEU:HA	1.95	0.47
1:C:163:CYS:HB2	1:C:255:MET:CE	2.44	0.47
1:C:295:PRO:HD3	1:C:309:SER:HB3	1.96	0.47
1:D:172:LEU:O	1:D:175:LEU:N	2.47	0.47
1:B:269:THR:HG21	1:B:312:PRO:HA	1.96	0.47
1:D:88:CYS:SG	1:D:99:ILE:HD11	2.53	0.47
1:D:143:GLY:HA2	1:D:152:ILE:CD1	2.44	0.47
1:D:259:ILE:HD12	1:D:259:ILE:H	1.78	0.47
1:C:43:GLN:O	1:C:45:THR:HG23	2.14	0.47
1:C:65:ARG:HB2	1:C:65:ARG:NH1	2.28	0.47
1:C:124:GLU:HG2	1:C:129:GLN:O	2.14	0.47
1:A:82:THR:HG22	1:A:82:THR:O	2.14	0.47
1:A:256:GLN:HB2	1:A:324:VAL:HG12	1.96	0.47
1:B:99:ILE:HA	1:B:102:LEU:HG	1.96	0.47
1:C:102:LEU:HD12	1:C:108:ILE:HD13	1.96	0.47
1:C:244:PHE:CZ	1:C:246:PRO:HG3	2.49	0.47
1:C:134:VAL:O	1:C:137:GLN:HB3	2.14	0.47

Continued on next page...

Continued from previous page...

Atom-1	Atom-2	Interatomic distance (Å)	Clash overlap (Å)
1:A:214:ILE:CD1	1:D:256:GLN:HB2	2.44	0.47
1:B:118:ARG:HB2	1:B:118:ARG:NH1	2.29	0.47
1:C:187:ILE:HG12	1:C:243:SER:HB3	1.97	0.47
1:B:219:VAL:HG12	1:B:220:THR:N	2.30	0.47
1:C:17:ILE:HB	1:C:42:PHE:HA	1.96	0.47
1:C:170:LEU:N	1:C:171:PRO:CD	2.77	0.47
1:C:174:PRO:HB3	1:C:279:SER:OG	2.15	0.47
1:C:231:GLY:O	1:C:235:VAL:HG23	2.14	0.47
1:B:225:VAL:N	1:B:226:PRO:HD2	2.30	0.47
1:C:168:ILE:HG12	1:C:188:ILE:HG21	1.94	0.47
1:D:257:SER:HB3	1:D:259:ILE:HD11	1.96	0.47
1:A:221:ARG:O	1:A:222:HIS:HB2	2.14	0.47
1:B:194:VAL:HG22	1:B:194:VAL:O	2.14	0.47
1:B:228:ILE:O	1:B:232:LEU:HG	2.15	0.47
1:C:15:LYS:HG2	1:C:16:ASP:N	2.29	0.47
1:A:214:ILE:HG22	1:A:250:PRO:HD3	1.96	0.47
1:B:167:THR:HG21	1:B:255:MET:HG2	1.95	0.47
1:D:337:LEU:O	1:D:341:ASN:HB2	2.14	0.47
1:B:244:PHE:O	1:B:246:PRO:HD3	2.15	0.47
1:B:270:GLU:CD	1:B:270:GLU:H	2.18	0.47
1:C:340:LEU:O	1:C:344:LEU:HB2	2.14	0.47
1:B:22:LEU:HD11	1:B:80:PHE:CE1	2.49	0.47
1:B:113:ALA:HA	1:B:116:ARG:NE	2.29	0.47
1:B:174:PRO:O	1:B:177:LYS:HB3	2.14	0.47
1:D:202:LYS:CB	1:D:205:ASN:ND2	2.67	0.47
1:D:205:ASN:CG	2:D:390:HOH:O	2.53	0.47
1:A:235:VAL:HG13	1:A:236:ALA:N	2.29	0.47
1:B:142:TYR:CE2	1:B:144:LEU:HB2	2.50	0.47
1:C:349:THR:HB	1:C:353:LEU:HD21	1.97	0.47
1:A:259:ILE:N	1:A:259:ILE:CD1	2.77	0.47
1:A:296:ARG:O	1:A:324:VAL:HG21	2.14	0.47
1:C:295:PRO:HG2	1:C:322:ILE:HG22	1.96	0.47
1:D:291:GLU:OE2	2:D:600:HOH:O	2.20	0.47
1:B:126:TRP:CG	1:B:226:PRO:HG3	2.50	0.47
1:B:299:ASN:HB2	2:B:386:HOH:O	2.14	0.47
1:A:228:ILE:O	1:A:232:LEU:HG	2.14	0.47
1:B:31:GLU:CD	1:B:253:ARG:HH22	2.17	0.47
1:C:126:TRP:CZ3	1:C:221:ARG:HG3	2.49	0.47
1:B:268:ARG:HB2	1:B:270:GLU:HG2	1.95	0.47
1:D:167:THR:HG22	1:D:325:ILE:HG12	1.95	0.47
1:A:167:THR:O	1:A:171:PRO:HG3	2.15	0.47

Continued on next page...

Continued from previous page...

Atom-1	Atom-2	Interatomic distance (Å)	Clash overlap (Å)
1:A:273:HIS:CE1	1:A:277:LYS:HD3	2.50	0.47
1:B:235:VAL:O	1:B:237:GLN:HG3	2.15	0.47
1:D:47:MET:HE2	1:D:70:PRO:HD2	1.96	0.47
1:C:33:VAL:HG11	1:C:64:LEU:HD13	1.97	0.47
1:A:264:ALA:HB1	1:A:265:PRO:HD2	1.95	0.47
1:D:203:GLU:HA	1:D:206:LEU:HG	1.96	0.47
1:C:119:ASN:HB3	1:C:122:GLU:CD	2.34	0.47
1:C:90:LEU:HD12	1:C:95:THR:HA	1.96	0.47
1:D:120:ILE:O	1:D:124:GLU:HG3	2.15	0.47
1:A:99:ILE:HD11	1:A:110:ASP:HB2	1.96	0.47
1:C:62:PRO:HD2	2:C:399:HOH:O	2.14	0.47
1:C:107:LYS:NZ	1:C:155:ALA:O	2.46	0.47
1:C:164:TYR:CE1	1:C:190:ALA:HB1	2.50	0.47
1:C:171:PRO:HG3	1:C:308:MET:SD	2.55	0.47
1:A:17:ILE:HG23	1:A:84:ASP:HB2	1.97	0.47
1:A:86:VAL:CG2	1:A:106:LEU:HD13	2.44	0.47
1:B:220:THR:HG21	1:C:312:PRO:HG2	1.95	0.47
1:C:223:ARG:NH1	2:C:452:HOH:O	2.48	0.47
1:B:73:VAL:CG1	1:B:74:SER:H	2.17	0.47
1:B:223:ARG:O	1:B:224:HIS:HD2	1.98	0.47
1:B:261:VAL:HB	2:B:367:HOH:O	2.13	0.47
1:C:140:VAL:HG11	1:C:159:ALA:HB2	1.97	0.47
1:B:49:ALA:O	1:B:50:ASP:C	2.53	0.47
1:A:38:ASN:ND2	2:A:428:HOH:O	2.48	0.47
1:B:227:GLU:O	1:B:230:GLN:N	2.48	0.47
1:D:116:ARG:HD3	1:D:227:GLU:CD	2.35	0.47
1:A:26:GLY:HA3	2:A:423:HOH:O	2.14	0.47
1:B:312:PRO:O	1:B:313:ASP:C	2.53	0.47
1:C:39:HIS:NE2	1:C:337:LEU:HD11	2.26	0.47
1:C:306:CYS:HA	1:C:324:VAL:O	2.15	0.47
1:D:120:ILE:O	1:D:124:GLU:HG3	2.15	0.47
1:A:199:ARG:O	1:A:199:ARG:HG2	2.15	0.47
1:B:225:VAL:O	1:B:229:GLU:HG3	2.14	0.47
1:B:179:ASN:OD1	1:B:179:ASN:O	2.33	0.47
1:C:190:ALA:HA	1:C:191:LYS:HE3	1.97	0.47
1:C:343:MET:C	1:C:344:LEU:HD12	2.35	0.47
1:C:36:LEU:HD22	1:C:42:PHE:HB2	1.97	0.47
1:C:209:GLU:OE1	2:C:374:HOH:O	2.20	0.47
1:D:186:ILE:HB	2:D:416:HOH:O	2.14	0.47
1:C:100:LYS:HE3	2:C:555:HOH:O	2.14	0.47
1:C:244:PHE:CE2	1:C:246:PRO:HG3	2.50	0.47

Continued on next page...

Continued from previous page...

Atom-1	Atom-2	Interatomic distance (Å)	Clash overlap (Å)
1:D:52:LYS:HD3	1:D:60:VAL:HG22	1.97	0.47
1:A:20:GLY:O	1:A:86:VAL:HA	2.14	0.47
1:A:22:LEU:HD13	1:A:86:VAL:CG1	2.45	0.47
1:C:19:ILE:CD1	1:C:85:ALA:HB3	2.45	0.47
1:C:48:THR:HG23	1:C:73:VAL:O	2.15	0.47
1:C:49:ALA:HA	1:C:51:ARG:HH11	1.80	0.47
2:C:378:HOH:O	1:D:64:LEU:HD23	2.15	0.47
1:C:103:PRO:C	1:C:105:ALA:H	2.16	0.47
1:D:298:HIS:CD2	1:D:301:ARG:HH12	2.33	0.47
1:A:38:ASN:ND2	2:A:427:HOH:O	2.48	0.47
1:A:183:HIS:HB2	1:A:240:VAL:HG22	1.97	0.47
1:B:349:THR:HG23	2:B:504:HOH:O	2.15	0.47
2:C:377:HOH:O	1:D:64:LEU:HD23	2.15	0.47
1:D:286:VAL:HA	1:D:306:CYS:SG	2.55	0.47
1:B:148:LEU:O	1:B:152:ILE:HG13	2.15	0.47
1:A:80:PHE:HD1	1:A:83:VAL:HG21	1.80	0.47
1:A:194:VAL:HG11	1:C:207:TYR:HB3	1.97	0.47
1:B:197:ALA:HB1	1:B:205:ASN:ND2	2.29	0.47
1:C:96:GLN:NE2	1:C:114:ASP:O	2.48	0.47
1:B:281:GLU:HG3	1:B:282:ASP:H	1.79	0.47
1:C:50:ASP:N	1:C:51:ARG:HH21	2.02	0.47
1:D:259:ILE:HG22	1:D:261:VAL:HG13	1.95	0.47
1:A:164:TYR:CE1	1:A:190:ALA:HB1	2.49	0.47
1:B:153:LYS:HA	1:B:342:ILE:O	2.14	0.47
1:B:191:LYS:O	1:B:255:MET:HA	2.14	0.47
2:B:482:HOH:O	1:C:213:GLY:HA2	2.14	0.47
1:B:296:ARG:HG3	1:C:215:SER:HB3	1.97	0.47
1:D:244:PHE:O	1:D:245:THR:OG1	2.29	0.47
1:D:281:GLU:CG	2:D:587:HOH:O	2.59	0.47
1:C:153:LYS:HG2	1:C:342:ILE:HB	1.97	0.47
1:C:358:PHE:CD1	1:C:358:PHE:C	2.88	0.47
1:A:310:VAL:HG22	1:A:321:ILE:HG12	1.97	0.47
1:B:145:THR:HA	1:B:152:ILE:CD1	2.45	0.47
1:C:191:LYS:HB3	1:C:249:MET:CG	2.45	0.47
1:B:242:VAL:O	1:C:314:ARG:HD3	2.15	0.47
1:C:118:ARG:O	1:C:119:ASN:HB2	2.15	0.47
1:D:239:LYS:HD2	1:D:240:VAL:N	2.30	0.47
1:C:62:PRO:HD2	2:C:399:HOH:O	2.14	0.47
1:C:115:PHE:HA	1:C:137:GLN:OE1	2.15	0.47
1:A:20:GLY:O	1:A:86:VAL:HA	2.15	0.47
1:B:167:THR:HG21	1:B:255:MET:HG2	1.95	0.47

Continued on next page...

Continued from previous page...

Atom-1	Atom-2	Interatomic distance (Å)	Clash overlap (Å)
1:D:259:ILE:HG22	1:D:261:VAL:HG13	1.96	0.47
1:D:325:ILE:HD13	1:D:325:ILE:N	2.30	0.47
1:A:183:HIS:HB3	2:A:597:HOH:O	2.14	0.46
1:A:255:MET:HB3	1:A:325:ILE:HD12	1.97	0.46
1:A:357:LEU:HD11	1:B:253:ARG:NH1	2.30	0.46
1:C:38:ASN:ND2	2:C:432:HOH:O	2.47	0.46
1:D:116:ARG:HD3	1:D:227:GLU:CD	2.36	0.46
1:C:51:ARG:H	1:C:51:ARG:CD	2.02	0.46
1:D:96:GLN:HB2	1:D:132:LYS:HE3	1.97	0.46
1:A:183:HIS:HE1	2:A:605:HOH:O	1.97	0.46
1:B:148:LEU:HD12	1:B:148:LEU:H	1.78	0.46
1:B:213:GLY:HA3	1:C:298:HIS:CD2	2.49	0.46
1:B:313:ASP:HB3	1:B:318:ARG:HB2	1.97	0.46
1:C:21:LEU:HA	1:C:87:PHE:O	2.16	0.46
1:C:47:MET:HE3	1:C:70:PRO:HD2	1.97	0.46
1:C:295:PRO:HD3	1:C:309:SER:CB	2.46	0.46
1:C:311:PHE:HD1	1:C:320:ILE:O	1.98	0.46
1:D:172:LEU:O	1:D:174:PRO:HD2	2.15	0.46
1:D:264:ALA:HB1	1:D:265:PRO:CD	2.45	0.46
1:A:80:PHE:C	1:A:82:THR:N	2.68	0.46
1:B:164:TYR:OH	1:B:192:SER:HB3	2.15	0.46
1:C:31:GLU:CD	1:C:253:ARG:NH2	2.67	0.46
1:B:127:TYR:CE1	1:B:223:ARG:HD3	2.51	0.46
1:B:165:PRO:HD3	1:B:224:HIS:ND1	2.30	0.46
1:C:111:LEU:HA	1:C:160:ASN:HB3	1.97	0.46
1:D:22:LEU:HD12	1:D:88:CYS:SG	2.55	0.46
1:D:129:GLN:HB2	1:D:132:LYS:HZ1	1.80	0.46
1:D:269:THR:HG21	1:D:312:PRO:HA	1.98	0.46
1:C:57:MET:HE2	1:C:72:LEU:HD21	1.96	0.46
1:D:31:GLU:CD	1:D:253:ARG:HH22	2.19	0.46
1:D:127:TYR:CE1	1:D:223:ARG:HG2	2.50	0.46
1:B:239:LYS:HD3	1:B:240:VAL:N	2.30	0.46
1:A:177:LYS:NZ	2:A:587:HOH:O	2.48	0.46
1:B:95:THR:CG2	1:B:99:ILE:HD12	2.44	0.46
1:D:46:LEU:HD12	1:D:47:MET:N	2.30	0.46
1:D:48:THR:CB	1:D:75:VAL:HG22	2.45	0.46
1:D:96:GLN:HG3	2:D:541:HOH:O	2.15	0.46
1:B:144:LEU:HD23	1:B:147:ILE:HG13	1.95	0.46
1:D:255:MET:O	1:D:324:VAL:HA	2.15	0.46
1:C:41:HIS:C	1:C:42:PHE:HD1	2.19	0.46
1:C:149:ARG:NE	1:C:348:GLU:OE1	2.46	0.46

Continued on next page...

Continued from previous page...

Atom-1	Atom-2	Interatomic distance (Å)	Clash overlap (Å)
1:D:124:GLU:OE2	1:D:130:PRO:HA	2.14	0.46
1:A:329:VAL:HA	1:A:333:SER:OG	2.15	0.46
1:C:65:ARG:HB2	1:C:65:ARG:NH1	2.29	0.46
1:C:18:ARG:NH2	1:C:82:THR:HB	2.31	0.46
1:C:233:SER:OG	1:C:239:LYS:HA	2.14	0.46
1:C:65:ARG:HB2	1:C:65:ARG:NH1	2.30	0.46
1:B:95:THR:CG2	1:B:99:ILE:HD12	2.45	0.46
1:B:326:ASP:CG	1:B:329:VAL:HG23	2.36	0.46
1:B:125:GLU:HG3	1:B:126:TRP:N	2.30	0.46
1:A:310:VAL:HG12	1:A:311:PHE:N	2.30	0.46
1:B:175:LEU:HD22	1:B:181:ILE:CG2	2.42	0.46
1:C:118:ARG:HG2	2:C:443:HOH:O	2.14	0.46
1:C:344:LEU:HD12	1:C:344:LEU:N	2.30	0.46
1:D:127:TYR:CE1	1:D:223:ARG:HD3	2.51	0.46
1:B:199:ARG:O	1:B:199:ARG:HG2	2.15	0.46
1:C:175:LEU:HD22	1:C:272:LEU:CD2	2.44	0.46
1:D:292:GLY:HA2	1:D:311:PHE:HD2	1.80	0.46
1:D:291:GLU:CD	2:D:596:HOH:O	2.53	0.46
1:B:337:LEU:O	1:B:341:ASN:HB2	2.15	0.46
1:B:67:GLN:HE21	1:B:69:LEU:HD21	1.80	0.46
1:B:163:CYS:HB2	1:B:255:MET:SD	2.56	0.46
1:B:269:THR:HG21	1:B:312:PRO:HB3	1.97	0.46
1:D:96:GLN:HB2	2:D:546:HOH:O	2.14	0.46
1:C:22:LEU:HD11	1:C:80:PHE:CE2	2.51	0.46
1:A:177:LYS:NZ	2:A:593:HOH:O	2.48	0.46
1:A:177:LYS:CG	1:A:235:VAL:HG23	2.45	0.46
1:A:191:LYS:HD2	1:A:191:LYS:N	2.31	0.46
1:C:49:ALA:HA	1:C:51:ARG:HH11	1.80	0.46
1:D:171:PRO:O	1:D:175:LEU:HG	2.16	0.46
1:B:225:VAL:N	1:B:226:PRO:HD2	2.30	0.46
1:B:242:VAL:O	1:C:314:ARG:HD3	2.15	0.46
1:D:118:ARG:NH1	1:D:230:GLN:HG3	2.30	0.46
1:A:171:PRO:O	1:A:174:PRO:HD2	2.16	0.46
1:B:153:LYS:HD2	2:B:554:HOH:O	2.14	0.46
1:C:22:LEU:HD13	1:C:88:CYS:SG	2.55	0.46
1:D:214:ILE:HG22	1:D:250:PRO:HD3	1.98	0.46
1:A:209:GLU:OE2	1:C:27:TYR:HE1	1.99	0.46
1:B:36:LEU:HD12	1:B:44:VAL:HG23	1.98	0.46
1:C:149:ARG:HH22	1:C:283:GLU:CD	2.19	0.46
1:D:281:GLU:N	2:D:587:HOH:O	2.48	0.46
1:C:182:LYS:HD3	1:C:262:GLU:OE1	2.15	0.46

Continued on next page...

Continued from previous page...

Atom-1	Atom-2	Interatomic distance (Å)	Clash overlap (Å)
1:A:217:TYR:HE2	1:A:222:HIS:HE2	1.56	0.46
1:A:256:GLN:HB2	1:A:324:VAL:HG12	1.98	0.46
1:B:46:LEU:HD21	1:B:78:ALA:HB1	1.98	0.46
1:A:199:ARG:O	1:A:199:ARG:HG2	2.16	0.46
1:C:86:VAL:HG21	1:C:106:LEU:HD13	1.97	0.46
1:C:103:PRO:O	1:C:105:ALA:N	2.48	0.46
1:D:180:LEU:HB3	1:D:272:LEU:HD23	1.96	0.46
1:A:168:ILE:HD11	1:A:188:ILE:HG21	1.96	0.46
1:A:191:LYS:HB3	1:A:249:MET:CG	2.45	0.46
1:A:92:HIS:ND1	1:A:112:SER:HB2	2.31	0.46
1:A:268:ARG:HB3	1:A:270:GLU:OE1	2.16	0.46
1:B:144:LEU:HB3	1:B:148:LEU:CD1	2.46	0.46
1:C:187:ILE:HB	1:C:260:TYR:HB2	1.97	0.46
1:A:183:HIS:HB3	2:A:600:HOH:O	2.16	0.46
1:B:105:ALA:HB2	2:B:537:HOH:O	2.15	0.46
1:B:126:TRP:CZ2	1:B:226:PRO:HD3	2.51	0.46
1:B:291:GLU:HA	2:B:578:HOH:O	2.14	0.46
1:C:120:ILE:HG13	1:C:134:VAL:HG13	1.96	0.46
1:A:249:MET:HE2	1:D:214:ILE:HG12	1.98	0.46
1:B:118:ARG:HB2	1:B:118:ARG:NH1	2.30	0.46
1:C:22:LEU:CA	1:C:48:THR:HB	2.33	0.46
1:D:216:SER:HA	1:D:247:HIS:HA	1.98	0.46
1:C:15:LYS:HG2	1:C:16:ASP:OD1	2.16	0.46
1:A:191:LYS:HD2	1:A:191:LYS:N	2.31	0.46
1:C:135:GLU:HB2	2:C:556:HOH:O	2.15	0.46
1:C:183:HIS:CE1	2:C:475:HOH:O	2.67	0.46
1:B:161:PRO:HG2	1:B:335:GLN:HE22	1.78	0.46
1:B:296:ARG:HD3	2:B:410:HOH:O	2.14	0.46
1:D:132:LYS:HB2	1:D:132:LYS:NZ	2.30	0.46
1:D:150:GLU:HA	1:D:153:LYS:HD3	1.98	0.46
1:A:51:ARG:HG3	2:A:560:HOH:O	2.15	0.46
1:A:127:TYR:CE1	1:A:223:ARG:HD3	2.51	0.46
1:A:170:LEU:N	1:A:171:PRO:HD2	2.31	0.46
1:D:167:THR:CG2	1:D:325:ILE:HD12	2.45	0.46
1:A:95:THR:HG21	1:A:110:ASP:OD2	2.15	0.46
1:B:354:HIS:CD2	1:B:354:HIS:N	2.82	0.46
1:A:23:GLY:HA3	1:A:89:CYS:O	2.15	0.46
1:B:295:PRO:HG2	1:B:322:ILE:HG22	1.98	0.46
1:B:297:THR:HG1	1:C:214:ILE:H	1.60	0.46
1:C:217:TYR:O	1:C:246:PRO:HD2	2.16	0.46
1:A:359:PRO:OXT	1:B:252:ILE:HD13	2.16	0.46

Continued on next page...

Continued from previous page...

Atom-1	Atom-2	Interatomic distance (Å)	Clash overlap (Å)
1:D:249:MET:HG3	1:D:251:MET:HE1	1.98	0.46
1:A:24:ALA:HA	1:A:29:GLY:HA3	1.98	0.46
1:B:125:GLU:HG3	1:B:126:TRP:N	2.30	0.46
1:C:95:THR:HG22	1:C:115:PHE:CE2	2.50	0.46
1:D:17:ILE:HB	1:D:42:PHE:CD1	2.50	0.46
1:D:50:ASP:HB3	2:D:536:HOH:O	2.15	0.46
1:D:304:ASN:HA	1:D:329:VAL:CG1	2.45	0.46
1:B:19:ILE:HB	1:B:44:VAL:HA	1.98	0.46
1:B:166:THR:HG21	1:B:330:LYS:HG3	1.97	0.46
1:C:121:ALA:O	1:C:125:GLU:N	2.48	0.46
2:C:516:HOH:O	1:D:67:GLN:HG3	2.15	0.46
1:A:183:HIS:HB2	1:A:240:VAL:HG22	1.97	0.46
1:A:164:TYR:HB2	1:A:165:PRO:HD3	1.97	0.46
1:A:256:GLN:HG3	1:A:257:SER:N	2.29	0.46
1:B:119:ASN:OD1	1:B:121:ALA:HB3	2.15	0.46
1:D:245:THR:HA	1:D:246:PRO:HD3	1.78	0.46
1:A:183:HIS:HB3	2:A:601:HOH:O	2.16	0.46
1:A:191:LYS:HD2	1:A:191:LYS:N	2.31	0.46
1:B:176:LEU:HB2	1:B:235:VAL:CG1	2.46	0.46
1:B:239:LYS:C	1:B:239:LYS:HD3	2.36	0.46
1:A:136:LEU:O	1:A:139:GLU:HG2	2.16	0.46
1:A:173:VAL:HB	1:A:174:PRO:HD3	1.97	0.46
1:A:355:GLN:HB2	1:B:34:ARG:HG3	1.98	0.46
1:B:191:LYS:HA	1:B:247:HIS:HB2	1.96	0.46
1:B:273:HIS:CE1	1:B:291:GLU:HG3	2.50	0.46
1:C:223:ARG:NH1	2:C:552:HOH:O	2.46	0.46
1:C:294:VAL:HG13	1:C:322:ILE:CD1	2.46	0.46
1:B:118:ARG:HB2	1:B:118:ARG:NH1	2.31	0.46
1:B:289:LEU:HB3	1:B:293:VAL:HB	1.98	0.46
1:D:277:LYS:HE3	1:D:281:GLU:OE2	2.16	0.46
1:B:29:GLY:HA3	2:B:400:HOH:O	2.15	0.46
1:B:175:LEU:HD13	1:B:272:LEU:HD13	1.97	0.46
1:B:269:THR:HG21	1:B:312:PRO:CB	2.45	0.46
1:C:162:GLY:O	1:C:165:PRO:HD2	2.15	0.46
1:A:95:THR:CG2	1:A:99:ILE:HD12	2.45	0.46
1:C:47:MET:HE3	1:C:57:MET:HB2	1.98	0.46
1:C:47:MET:CE	1:C:57:MET:HB2	2.46	0.46
1:C:48:THR:HG22	1:C:49:ALA:N	2.31	0.46
1:C:35:LEU:HD22	1:C:352:LEU:CD2	2.40	0.46
1:C:58:GLU:OE1	1:C:64:LEU:HB2	2.15	0.46
1:A:95:THR:HB	1:A:114:ASP:OD2	2.16	0.46

Continued on next page...

Continued from previous page...

Atom-1	Atom-2	Interatomic distance (Å)	Clash overlap (Å)
1:C:202:LYS:HE3	1:C:205:ASN:HD22	1.81	0.46
1:C:315:ILE:CG2	1:C:318:ARG:HD2	2.45	0.46
1:D:21:LEU:HD13	1:D:32:ILE:HG21	1.98	0.46
1:A:76:LYS:HG2	2:A:547:HOH:O	2.16	0.46
1:A:42:PHE:CZ	1:A:344:LEU:HD12	2.51	0.46
1:B:120:ILE:HD12	1:B:131:HIS:CD2	2.50	0.46
1:C:148:LEU:O	1:C:152:ILE:HG13	2.16	0.46
1:C:195:SER:HB3	1:C:327:ASN:HD21	1.81	0.46
1:D:191:LYS:HB3	1:D:249:MET:CG	2.46	0.46
1:A:65:ARG:HB2	1:A:65:ARG:NH1	2.31	0.46
1:C:172:LEU:HD13	1:C:186:ILE:HD13	1.98	0.46
1:D:295:PRO:HG2	1:D:322:ILE:HG22	1.97	0.46
1:D:306:CYS:HA	1:D:324:VAL:O	2.16	0.46
1:B:73:VAL:HG11	1:B:78:ALA:HB2	1.98	0.46
1:D:46:LEU:HD12	1:D:47:MET:N	2.31	0.46
1:D:104:THR:HG23	1:D:156:ARG:CZ	2.46	0.46
1:B:149:ARG:O	1:B:153:LYS:HG3	2.15	0.46
1:D:269:THR:HG21	1:D:312:PRO:HA	1.98	0.46
1:A:63:HIS:CE1	1:A:64:LEU:HG	2.51	0.46
1:B:113:ALA:HA	1:B:116:ARG:NE	2.31	0.46
1:C:90:LEU:HD13	1:C:98:ILE:HD12	1.96	0.46
1:A:214:ILE:N	1:D:298:HIS:CE1	2.84	0.46
1:B:229:GLU:CD	1:B:241:THR:HA	2.36	0.46
1:B:287:LYS:HB2	1:B:307:HIS:CD2	2.50	0.46
1:C:103:PRO:C	1:C:105:ALA:H	2.19	0.46
1:A:213:GLY:HA3	1:D:298:HIS:CE1	2.51	0.46
1:B:39:HIS:ND1	1:B:40:PRO:HD2	2.31	0.46
1:B:50:ASP:OD2	1:B:75:VAL:HB	2.16	0.46
1:B:308:MET:HA	1:B:322:ILE:O	2.16	0.46
1:B:178:ALA:CB	1:B:275:GLN:HE21	2.29	0.45
1:D:115:PHE:HB3	1:D:140:VAL:HG11	1.98	0.45
1:D:118:ARG:HG3	1:D:230:GLN:OE1	2.16	0.45
1:D:127:TYR:CE1	1:D:223:ARG:HD3	2.51	0.45
1:B:106:LEU:O	1:B:156:ARG:HG3	2.16	0.45
1:C:103:PRO:C	1:C:105:ALA:N	2.68	0.45
1:C:192:SER:HB2	1:C:255:MET:HE2	1.97	0.45
1:D:291:GLU:CD	2:D:591:HOH:O	2.54	0.45
1:A:207:TYR:CD1	1:C:194:VAL:HG11	2.48	0.45
1:B:111:LEU:HD11	1:B:336:ALA:CB	2.46	0.45
1:C:182:LYS:HE3	1:C:264:ALA:HA	1.98	0.45
1:D:270:GLU:H	1:D:270:GLU:CD	2.19	0.45

Continued on next page...

Continued from previous page...

Atom-1	Atom-2	Interatomic distance (Å)	Clash overlap (Å)
1:B:50:ASP:HB2	1:B:51:ARG:HD2	1.96	0.45
1:B:285:PHE:CE2	1:B:349:THR:HG22	2.50	0.45
1:A:68:LYS:HD2	1:A:68:LYS:N	2.31	0.45
1:D:299:ASN:CB	2:D:428:HOH:O	2.62	0.45
1:C:117:LEU:HD22	1:C:123:TYR:HA	1.98	0.45
1:C:233:SER:HA	1:C:236:ALA:HB3	1.97	0.45
1:C:236:ALA:O	1:C:237:GLN:HB2	2.16	0.45
1:D:58:GLU:CD	1:D:65:ARG:HA	2.35	0.45
1:C:164:TYR:CE1	1:C:190:ALA:HB1	2.51	0.45
1:D:171:PRO:O	1:D:175:LEU:HG	2.16	0.45
1:D:351:GLY:O	1:D:352:LEU:HD23	2.16	0.45
1:A:164:TYR:CE1	1:A:190:ALA:HB1	2.52	0.45
1:D:146:GLU:HG2	1:D:286:VAL:CG2	2.46	0.45
1:C:20:GLY:N	1:C:83:VAL:HG11	2.31	0.45
1:C:57:MET:O	1:C:57:MET:HG3	2.16	0.45
1:C:96:GLN:NE2	1:C:131:HIS:CE1	2.84	0.45
1:C:231:GLY:O	1:C:234:ASP:HB2	2.16	0.45
1:D:291:GLU:CD	2:D:600:HOH:O	2.54	0.45
1:B:28:THR:HB	1:B:333:SER:OG	2.15	0.45
1:C:131:HIS:CE1	1:C:137:GLN:HB2	2.50	0.45
1:D:126:TRP:CG	1:D:226:PRO:HG3	2.51	0.45
1:D:228:ILE:O	1:D:232:LEU:HG	2.16	0.45
1:A:92:HIS:H	1:A:92:HIS:HD1	1.62	0.45
1:C:164:TYR:CE1	1:C:190:ALA:HB1	2.52	0.45
1:C:314:ARG:HG3	1:C:314:ARG:NH1	2.31	0.45
1:B:103:PRO:O	1:B:106:LEU:HB2	2.17	0.45
1:A:185:ASN:HA	1:D:315:ILE:HD13	1.99	0.45
1:B:85:ALA:HA	1:B:107:LYS:O	2.16	0.45
1:B:145:THR:CG2	1:B:149:ARG:HG2	2.45	0.45
1:B:249:MET:HG3	1:B:251:MET:HE1	1.97	0.45
1:C:164:TYR:CE1	1:C:190:ALA:HB1	2.51	0.45
1:D:28:THR:CG2	1:D:111:LEU:HD22	2.47	0.45
1:D:126:TRP:CG	1:D:226:PRO:HG3	2.50	0.45
1:D:173:VAL:HG13	1:D:235:VAL:HG21	1.97	0.45
1:C:48:THR:HA	1:C:73:VAL:O	2.15	0.45
1:D:171:PRO:O	1:D:276:LEU:HD21	2.16	0.45
1:C:45:THR:HA	1:C:70:PRO:HG2	1.99	0.45
1:D:172:LEU:HD21	1:D:259:ILE:HG21	1.98	0.45
1:D:178:ALA:HB2	1:D:275:GLN:HE21	1.82	0.45
1:A:334:GLY:O	1:A:338:GLN:HB2	2.16	0.45
1:B:90:LEU:HD13	1:B:98:ILE:HD12	1.97	0.45

Continued on next page...

Continued from previous page...

Atom-1	Atom-2	Interatomic distance (Å)	Clash overlap (Å)
1:D:164:TYR:CE1	1:D:190:ALA:HB1	2.51	0.45
1:C:164:TYR:HB2	1:C:165:PRO:HD3	1.98	0.45
1:D:168:ILE:O	1:D:172:LEU:HG	2.15	0.45
1:A:97:GLU:O	1:A:101:GLU:HG2	2.17	0.45
1:B:161:PRO:HG2	1:B:335:GLN:NE2	2.32	0.45
1:B:164:TYR:HA	1:B:255:MET:SD	2.57	0.45
1:A:48:THR:HG23	2:A:559:HOH:O	2.15	0.45
1:C:171:PRO:HG3	1:C:323:SER:HB2	1.99	0.45
1:D:22:LEU:HG	1:D:86:VAL:CG1	2.46	0.45
1:D:46:LEU:HD21	1:D:78:ALA:HB1	1.99	0.45
1:D:128:GLY:O	1:D:129:GLN:HB3	2.16	0.45
1:D:145:THR:HB	1:D:338:GLN:NE2	2.32	0.45
1:A:161:PRO:HG2	1:A:335:GLN:NE2	2.31	0.45
1:B:259:ILE:HB	1:B:321:ILE:HB	1.98	0.45
1:C:50:ASP:OD1	1:C:75:VAL:HG23	2.16	0.45
1:A:48:THR:HG21	1:A:75:VAL:CG2	2.47	0.45
1:D:48:THR:HG22	1:D:73:VAL:HG23	1.98	0.45
1:D:118:ARG:HG3	1:D:230:GLN:OE1	2.16	0.45
1:B:206:LEU:HB2	1:B:209:GLU:HG2	1.99	0.45
1:A:273:HIS:CG	1:A:291:GLU:HG3	2.52	0.45
1:B:51:ARG:HB2	2:B:417:HOH:O	2.16	0.45
1:C:39:HIS:HD1	1:C:42:PHE:H	1.64	0.45
1:D:20:GLY:HA2	1:D:46:LEU:O	2.17	0.45
1:A:190:ALA:C	1:A:191:LYS:HD2	2.37	0.45
1:A:296:ARG:HD2	1:A:298:HIS:HB2	1.98	0.45
1:B:144:LEU:HD22	1:B:169:GLN:OE1	2.16	0.45
1:B:273:HIS:CG	1:B:291:GLU:HG3	2.50	0.45
1:B:349:THR:HG23	2:B:501:HOH:O	2.17	0.45
1:C:97:GLU:HB2	1:C:132:LYS:HD2	1.98	0.45
1:D:269:THR:HG23	2:D:580:HOH:O	2.16	0.45
1:C:137:GLN:HG3	1:C:137:GLN:O	2.15	0.45
1:B:315:ILE:HD13	1:C:185:ASN:HA	1.98	0.45
1:C:103:PRO:O	1:C:105:ALA:N	2.49	0.45
1:C:120:ILE:HG22	1:C:124:GLU:OE2	2.17	0.45
1:D:94:THR:N	2:D:547:HOH:O	2.50	0.45
1:A:96:GLN:HG3	1:A:114:ASP:HB3	1.99	0.45
1:A:306:CYS:HB2	1:A:325:ILE:HG22	1.97	0.45
1:A:173:VAL:HB	1:A:174:PRO:HD3	1.99	0.45
1:A:22:LEU:HD13	1:A:86:VAL:CG1	2.46	0.45
1:D:311:PHE:N	1:D:311:PHE:CD1	2.84	0.45
1:C:178:ALA:HB1	1:C:275:GLN:NE2	2.31	0.45

Continued on next page...

Continued from previous page...

Atom-1	Atom-2	Interatomic distance (Å)	Clash overlap (Å)
1:A:287:LYS:HE3	1:B:65:ARG:NH1	2.32	0.45
1:C:304:ASN:OD1	1:C:330:LYS:HA	2.17	0.45
1:C:359:PRO:OXT	1:D:252:ILE:HG21	2.16	0.45
1:D:99:ILE:HA	1:D:102:LEU:HG	1.97	0.45
1:C:48:THR:HG21	1:C:75:VAL:HG22	1.97	0.45
1:D:172:LEU:O	1:D:174:PRO:CD	2.64	0.45
1:A:170:LEU:HD12	1:A:306:CYS:SG	2.57	0.45
1:A:256:GLN:HB3	1:D:214:ILE:HD11	1.99	0.45
1:B:219:VAL:HG11	1:C:311:PHE:CD2	2.52	0.45
1:D:113:ALA:HB2	1:D:116:ARG:NH1	2.31	0.45
1:D:308:MET:HA	1:D:322:ILE:O	2.17	0.45
1:B:296:ARG:HB2	1:B:299:ASN:ND2	2.32	0.45
1:C:49:ALA:O	1:C:53:ALA:N	2.49	0.45
1:C:86:VAL:HG12	1:C:87:PHE:N	2.32	0.45
1:A:140:VAL:HG22	1:A:157:LEU:HD23	1.99	0.45
1:B:106:LEU:HD13	2:B:529:HOH:O	2.16	0.45
1:C:73:VAL:HG13	2:C:426:HOH:O	2.16	0.45
1:C:296:ARG:H	1:C:299:ASN:HD22	1.65	0.45
1:C:306:CYS:CB	1:C:325:ILE:HG22	2.36	0.45
1:D:342:ILE:C	1:D:344:LEU:N	2.69	0.45
1:A:168:ILE:O	1:A:171:PRO:HG2	2.16	0.45
1:C:135:GLU:HG2	2:C:459:HOH:O	2.17	0.45
1:C:149:ARG:HH12	1:C:348:GLU:CD	2.19	0.45
1:A:191:LYS:HA	1:A:247:HIS:O	2.16	0.45
1:D:331:GLY:O	1:D:332:ALA:HB2	2.17	0.45
1:A:22:LEU:HD13	1:A:86:VAL:HG13	1.99	0.45
1:C:58:GLU:OE1	1:C:65:ARG:HB2	2.17	0.45
1:A:20:GLY:HA3	1:A:86:VAL:HG22	1.99	0.45
1:A:290:ASP:HB2	1:A:293:VAL:HG21	1.98	0.45
1:B:182:LYS:HD2	1:B:262:GLU:CD	2.37	0.45
1:C:103:PRO:C	1:C:105:ALA:H	2.19	0.45
1:C:195:SER:HB3	1:C:252:ILE:O	2.17	0.45
1:A:168:ILE:HD11	1:A:188:ILE:HG21	1.96	0.45
1:C:34:ARG:HD3	1:D:356:PRO:O	2.16	0.45
1:D:52:LYS:NZ	2:D:521:HOH:O	2.49	0.45
1:A:191:LYS:HG3	1:A:247:HIS:CG	2.52	0.45
1:B:120:ILE:HD11	1:B:137:GLN:HB3	1.99	0.45
1:B:124:GLU:HG2	1:B:129:GLN:O	2.17	0.45
1:B:313:ASP:HB3	1:B:318:ARG:O	2.17	0.45
1:B:223:ARG:HG3	2:B:468:HOH:O	2.17	0.45
1:B:223:ARG:O	1:B:226:PRO:HD2	2.17	0.45

Continued on next page...

Continued from previous page...

Atom-1	Atom-2	Interatomic distance (Å)	Clash overlap (Å)
1:D:214:ILE:HG22	1:D:250:PRO:HD3	1.99	0.45
1:A:177:LYS:HG3	1:A:235:VAL:HG23	1.98	0.45
1:A:68:LYS:HD2	1:A:68:LYS:N	2.32	0.45
1:A:177:LYS:HG3	1:A:235:VAL:CG2	2.47	0.45
1:A:208:SER:OG	1:C:194:VAL:HG13	2.17	0.45
1:B:88:CYS:SG	1:B:95:THR:HG23	2.57	0.45
1:B:124:GLU:HG3	1:B:130:PRO:HA	1.98	0.45
1:C:117:LEU:HD11	1:C:226:PRO:C	2.37	0.45
1:A:146:GLU:HG3	1:A:283:GLU:OE1	2.16	0.45
1:B:121:ALA:O	1:B:124:GLU:HB3	2.17	0.45
1:C:126:TRP:CG	1:C:226:PRO:HG3	2.52	0.45
1:D:191:LYS:HB3	1:D:249:MET:HG3	1.98	0.45
1:C:191:LYS:HB3	1:C:249:MET:CG	2.46	0.45
1:B:134:VAL:O	1:B:137:GLN:HB3	2.17	0.45
1:A:357:LEU:HD11	1:B:253:ARG:NH1	2.32	0.45
1:D:49:ALA:O	1:D:53:ALA:HB2	2.16	0.45
1:D:115:PHE:HB2	2:D:430:HOH:O	2.16	0.45
1:B:17:ILE:HB	1:B:41:HIS:O	2.16	0.45
1:B:140:VAL:HG13	1:B:157:LEU:O	2.17	0.45
1:B:228:ILE:O	1:B:232:LEU:HG	2.16	0.45
1:D:36:LEU:HD13	1:D:44:VAL:CG2	2.47	0.45
1:D:269:THR:HG21	1:D:312:PRO:CB	2.46	0.45
1:A:86:VAL:HG21	1:A:106:LEU:HD13	1.99	0.45
1:D:269:THR:HG21	1:D:312:PRO:CB	2.47	0.45
1:D:304:ASN:OD1	1:D:330:LYS:HA	2.17	0.45
1:B:57:MET:HA	1:B:72:LEU:HD11	1.98	0.45
1:C:82:THR:HG22	1:C:82:THR:O	2.16	0.45
1:D:31:GLU:OE2	1:D:328:LEU:HB3	2.17	0.45
1:D:244:PHE:CE2	1:D:246:PRO:HG3	2.51	0.45
1:B:252:ILE:HD11	1:D:211:ALA:HB3	1.98	0.45
1:D:102:LEU:HD13	1:D:108:ILE:HD13	1.98	0.45
1:B:217:TYR:O	1:B:218:GLY:C	2.54	0.45
1:B:164:TYR:CZ	1:B:246:PRO:HB3	2.52	0.45
1:A:96:GLN:HG3	1:A:114:ASP:OD2	2.17	0.45
1:D:90:LEU:HD13	1:D:98:ILE:HD12	1.98	0.45
1:A:48:THR:HA	1:A:73:VAL:O	2.17	0.45
1:A:273:HIS:CD2	1:A:291:GLU:HG3	2.52	0.45
1:A:273:HIS:CG	1:A:291:GLU:HG3	2.51	0.45
1:A:39:HIS:HE1	1:A:41:HIS:HB2	1.82	0.45
1:D:145:THR:HA	1:D:152:ILE:HD12	1.98	0.45
1:B:65:ARG:HD3	1:B:66:ALA:N	2.32	0.45

Continued on next page...

Continued from previous page...

Atom-1	Atom-2	Interatomic distance (Å)	Clash overlap (Å)
1:B:277:LYS:HE2	1:B:277:LYS:HB3	1.80	0.45
1:B:311:PHE:CD1	1:B:311:PHE:N	2.85	0.45
1:C:213:GLY:O	1:C:250:PRO:HD3	2.17	0.45
1:D:100:LYS:HA	1:D:136:LEU:HD22	1.98	0.45
1:D:280:TYR:HD1	1:D:283:GLU:HG3	1.81	0.45
1:A:48:THR:HG23	2:A:554:HOH:O	2.15	0.45
1:A:170:LEU:HD23	1:A:170:LEU:HA	1.86	0.45
1:B:118:ARG:HG2	2:B:536:HOH:O	2.16	0.45
1:B:239:LYS:HD3	1:B:240:VAL:N	2.32	0.45
1:C:152:ILE:HD13	1:C:339:ASN:OD1	2.17	0.45
1:D:304:ASN:OD1	1:D:329:VAL:HG12	2.17	0.45
1:A:303:SER:HB3	1:A:356:PRO:HA	1.99	0.45
1:B:39:HIS:NE2	1:B:341:ASN:ND2	2.64	0.45
1:D:106:LEU:O	1:D:156:ARG:HD3	2.17	0.45
1:B:145:THR:HG22	1:B:149:ARG:CG	2.46	0.45
1:A:111:LEU:N	1:A:111:LEU:HD12	2.32	0.45
1:C:41:HIS:C	1:C:42:PHE:HD1	2.21	0.45
1:B:239:LYS:HE3	2:B:475:HOH:O	2.17	0.45
1:C:19:ILE:CD1	1:C:85:ALA:HB3	2.47	0.45
1:C:74:SER:HB3	1:C:77:ASP:OD2	2.17	0.45
1:C:187:ILE:HB	1:C:260:TYR:HB2	1.98	0.45
1:D:32:ILE:HD11	1:D:111:LEU:HD21	1.99	0.45
1:A:80:PHE:HB3	1:A:106:LEU:HD11	1.99	0.45
1:A:335:GLN:NE2	2:A:385:HOH:O	2.40	0.45
1:B:89:CYS:O	1:B:90:LEU:O	2.35	0.45
1:B:90:LEU:HB2	1:B:95:THR:OG1	2.17	0.45
1:C:191:LYS:HZ3	1:C:256:GLN:CB	2.30	0.45
1:B:106:LEU:HD13	2:B:530:HOH:O	2.16	0.45
1:B:300:VAL:O	1:B:301:ARG:C	2.55	0.45
1:D:262:GLU:O	1:D:262:GLU:HG3	2.15	0.45
1:C:18:ARG:HD3	1:C:82:THR:O	2.17	0.45
1:A:296:ARG:HA	1:D:215:SER:HB3	2.00	0.45
1:A:329:VAL:HG12	1:A:334:GLY:HA3	1.98	0.45
1:B:97:GLU:HG3	1:B:132:LYS:HE3	1.98	0.45
1:C:149:ARG:NH2	1:C:283:GLU:OE2	2.50	0.45
1:C:269:THR:HG21	1:C:312:PRO:CA	2.47	0.45
1:D:150:GLU:HA	1:D:153:LYS:HD3	1.98	0.45
1:B:123:TYR:O	1:B:127:TYR:HB2	2.17	0.45
1:B:144:LEU:HD12	1:B:144:LEU:HA	1.79	0.45
1:C:22:LEU:HG	1:C:48:THR:OG1	2.17	0.45
1:B:124:GLU:HG2	1:B:129:GLN:O	2.18	0.44

Continued on next page...

Continued from previous page...

Atom-1	Atom-2	Interatomic distance (Å)	Clash overlap (Å)
1:B:339:ASN:O	1:B:343:MET:HG3	2.17	0.44
1:D:47:MET:HE2	1:D:70:PRO:HG2	2.00	0.44
1:D:65:ARG:HH11	1:D:65:ARG:HG3	1.81	0.44
1:C:150:GLU:O	1:C:154:LYS:HE2	2.17	0.44
1:D:255:MET:HB3	1:D:325:ILE:HD12	1.98	0.44
1:D:118:ARG:HG3	1:D:230:GLN:OE1	2.18	0.44
1:D:144:LEU:CD2	1:D:147:ILE:HG13	2.47	0.44
1:B:106:LEU:HD13	2:B:530:HOH:O	2.16	0.44
1:C:19:ILE:HB	1:C:44:VAL:HA	1.99	0.44
1:C:164:TYR:HB2	1:C:165:PRO:HD3	1.99	0.44
1:A:56:SER:C	1:A:58:GLU:N	2.70	0.44
1:B:124:GLU:OE2	1:B:130:PRO:HG3	2.16	0.44
1:B:143:GLY:O	1:B:145:THR:N	2.49	0.44
1:B:153:LYS:CD	2:B:549:HOH:O	2.65	0.44
1:B:164:TYR:HA	1:B:255:MET:SD	2.57	0.44
1:B:254:GLY:HA2	1:B:325:ILE:O	2.17	0.44
1:A:314:ARG:HG3	1:A:314:ARG:HH11	1.80	0.44
1:B:303:SER:O	1:B:329:VAL:HG21	2.16	0.44
1:C:46:LEU:O	1:C:47:MET:HG3	2.18	0.44
1:C:142:TYR:CZ	1:C:161:PRO:HB3	2.52	0.44
1:C:144:LEU:HD11	1:C:170:LEU:HD21	1.98	0.44
1:D:284:GLU:O	1:D:287:LYS:HE2	2.17	0.44
1:C:49:ALA:O	1:C:53:ALA:N	2.50	0.44
1:B:191:LYS:NZ	1:C:189:ASP:CG	2.70	0.44
1:D:48:THR:CB	1:D:75:VAL:HG22	2.48	0.44
1:A:57:MET:HE3	1:A:60:VAL:HB	2.00	0.44
1:A:167:THR:O	1:A:171:PRO:HG3	2.16	0.44
1:C:34:ARG:HG3	1:D:355:GLN:HB2	1.98	0.44
1:C:356:PRO:C	1:C:358:PHE:N	2.71	0.44
1:D:181:ILE:HA	1:D:263:MET:HA	1.99	0.44
1:D:358:PHE:CD2	1:D:359:PRO:HA	2.52	0.44
1:A:95:THR:CG2	1:A:99:ILE:HD12	2.47	0.44
1:A:163:CYS:HB2	1:A:255:MET:HE3	1.99	0.44
1:B:103:PRO:CG	1:B:106:LEU:HD22	2.41	0.44
1:D:147:ILE:HD11	1:D:280:TYR:OH	2.17	0.44
1:D:223:ARG:O	1:D:226:PRO:HD2	2.17	0.44
1:A:164:TYR:HB2	1:A:165:PRO:HD3	1.99	0.44
1:A:216:SER:O	1:D:294:VAL:HG11	2.17	0.44
1:B:285:PHE:CE1	1:B:304:ASN:HB3	2.52	0.44
1:B:285:PHE:C	1:B:306:CYS:HG	2.19	0.44
1:C:25:SER:HB3	1:C:52:LYS:HD2	1.99	0.44

Continued on next page...

Continued from previous page...

Atom-1	Atom-2	Interatomic distance (Å)	Clash overlap (Å)
1:D:116:ARG:HD3	1:D:227:GLU:OE2	2.17	0.44
1:D:180:LEU:HD12	1:D:275:GLN:HG2	1.98	0.44
1:A:109:VAL:HG22	1:A:158:VAL:HB	1.99	0.44
1:B:190:ALA:HA	1:B:256:GLN:O	2.17	0.44
1:C:143:GLY:HA2	1:C:152:ILE:HD11	2.00	0.44
1:C:262:GLU:OE2	2:C:476:HOH:O	2.21	0.44
1:A:218:GLY:HA3	1:A:222:HIS:HD2	1.76	0.44
1:B:149:ARG:HA	1:B:152:ILE:HD12	2.00	0.44
1:D:64:LEU:HD21	2:D:453:HOH:O	2.17	0.44
1:C:55:GLN:HG2	1:C:59:SER:OG	2.17	0.44
1:A:83:VAL:HG23	1:A:106:LEU:HD21	2.00	0.44
1:A:207:TYR:CE2	1:C:211:ALA:HB2	2.53	0.44
1:B:103:PRO:CG	1:B:106:LEU:HD22	2.40	0.44
1:C:39:HIS:CE1	1:C:41:HIS:H	2.36	0.44
1:C:48:THR:HA	1:C:73:VAL:O	2.17	0.44
1:C:111:LEU:HD12	1:C:111:LEU:N	2.33	0.44
1:B:186:ILE:HG13	2:B:366:HOH:O	2.17	0.44
1:B:340:LEU:HA	1:B:343:MET:SD	2.58	0.44
1:C:61:PHE:CE1	1:C:199:ARG:NH1	2.85	0.44
1:C:169:GLN:HE21	1:C:169:GLN:HB2	1.48	0.44
1:A:190:ALA:C	1:A:191:LYS:HD2	2.38	0.44
1:D:33:VAL:HG11	1:D:69:LEU:HD11	1.99	0.44
1:A:190:ALA:C	1:A:191:LYS:HD2	2.37	0.44
1:B:51:ARG:HB2	2:B:415:HOH:O	2.17	0.44
1:B:92:HIS:HE1	1:B:127:TYR:O	2.00	0.44
1:B:340:LEU:O	1:B:341:ASN:C	2.55	0.44
1:D:281:GLU:HA	2:D:587:HOH:O	2.18	0.44
1:C:74:SER:HB3	1:C:77:ASP:OD2	2.17	0.44
1:C:103:PRO:C	1:C:105:ALA:N	2.70	0.44
1:D:174:PRO:HG2	1:D:280:TYR:HE2	1.83	0.44
1:A:96:GLN:HB2	1:A:132:LYS:HE3	2.00	0.44
1:A:65:ARG:NH1	1:B:287:LYS:HB3	2.32	0.44
1:C:171:PRO:HG3	1:C:308:MET:CE	2.47	0.44
1:D:140:VAL:HG13	1:D:157:LEU:O	2.18	0.44
1:A:48:THR:HG21	1:A:75:VAL:HG23	1.97	0.44
1:A:162:GLY:C	1:A:165:PRO:HD2	2.38	0.44
1:D:164:TYR:CE1	1:D:190:ALA:HB1	2.53	0.44
1:A:24:ALA:HB1	1:A:57:MET:HE3	1.97	0.44
1:A:249:MET:CE	1:D:214:ILE:HG12	2.47	0.44
1:B:49:ALA:O	1:B:50:ASP:C	2.55	0.44
1:A:298:HIS:CA	1:A:301:ARG:HD3	2.36	0.44

Continued on next page...

Continued from previous page...

Atom-1	Atom-2	Interatomic distance (Å)	Clash overlap (Å)
1:C:62:PRO:HD2	2:C:404:HOH:O	2.15	0.44
1:C:134:VAL:O	1:C:137:GLN:HB3	2.16	0.44
1:A:69:LEU:HB3	1:A:70:PRO:CD	2.47	0.44
1:D:141:VAL:CG2	1:D:155:ALA:HB2	2.48	0.44
1:C:37:ALA:HB2	1:C:67:GLN:OE1	2.17	0.44
1:D:259:ILE:HG22	1:D:261:VAL:HG13	2.00	0.44
1:D:314:ARG:HG3	1:D:314:ARG:NH1	2.33	0.44
1:A:311:PHE:HD1	1:A:320:ILE:O	2.00	0.44
1:B:118:ARG:CB	1:B:118:ARG:HH11	2.31	0.44
1:C:24:ALA:HB1	1:C:57:MET:HE1	1.99	0.44
1:A:104:THR:O	1:A:156:ARG:HD2	2.17	0.44
1:A:255:MET:HB2	1:A:327:ASN:HB3	1.99	0.44
1:A:299:ASN:O	1:B:63:HIS:HB2	2.18	0.44
1:B:253:ARG:HH11	1:B:326:ASP:CG	2.20	0.44
1:A:52:LYS:HD3	1:A:55:GLN:HE22	1.82	0.44
1:A:88:CYS:HB3	1:A:110:ASP:HA	1.98	0.44
1:C:117:LEU:HA	1:C:230:GLN:NE2	2.32	0.44
1:D:49:ALA:HB1	1:D:52:LYS:HB2	2.00	0.44
1:A:194:VAL:HA	1:A:248:LEU:HD11	1.98	0.44
1:B:107:LYS:HG3	1:B:344:LEU:HD21	1.99	0.44
1:B:141:VAL:HG21	1:B:155:ALA:HB2	1.99	0.44
1:C:180:LEU:HD22	1:C:267:VAL:CG1	2.47	0.44
1:B:280:TYR:HD1	1:B:283:GLU:HG3	1.81	0.44
1:D:92:HIS:CE1	1:D:127:TYR:HD1	2.34	0.44
1:C:57:MET:CE	1:C:72:LEU:HD21	2.47	0.44
2:C:377:HOH:O	1:D:64:LEU:HD23	2.18	0.44
1:D:49:ALA:HB3	1:D:72:LEU:HD13	1.99	0.44
1:D:52:LYS:HD2	1:D:60:VAL:HG22	1.99	0.44
1:B:135:GLU:OE1	1:B:138:LYS:HD2	2.18	0.44
1:C:49:ALA:HA	1:C:51:ARG:HH11	1.79	0.44
1:D:354:HIS:H	1:D:354:HIS:CD2	2.35	0.44
1:A:124:GLU:HG3	1:A:129:GLN:C	2.38	0.44
1:B:239:LYS:HD3	1:B:240:VAL:N	2.33	0.44
1:B:235:VAL:O	1:B:237:GLN:HG3	2.18	0.44
1:B:256:GLN:CB	1:B:324:VAL:HG12	2.33	0.44
1:D:232:LEU:HD12	1:D:242:VAL:HG11	1.99	0.44
1:A:168:ILE:O	1:A:171:PRO:HG2	2.18	0.44
1:B:268:ARG:HB3	1:B:270:GLU:OE2	2.17	0.44
1:C:75:VAL:O	1:C:78:ALA:HB3	2.18	0.44
1:D:263:MET:HE2	1:D:318:ARG:O	2.18	0.44
1:A:39:HIS:CE1	1:A:41:HIS:HB2	2.53	0.44

Continued on next page...

Continued from previous page...

Atom-1	Atom-2	Interatomic distance (Å)	Clash overlap (Å)
1:A:273:HIS:CD2	1:A:291:GLU:HG3	2.52	0.44
1:A:265:PRO:HG3	2:A:514:HOH:O	2.17	0.44
1:B:124:GLU:HA	1:B:129:GLN:O	2.17	0.44
1:B:225:VAL:HG11	1:C:314:ARG:NE	2.33	0.44
1:C:83:VAL:HG12	1:C:84:ASP:H	1.83	0.44
1:D:90:LEU:HD13	1:D:98:ILE:HD12	2.00	0.44
1:D:150:GLU:O	1:D:153:LYS:HG2	2.18	0.44
1:B:295:PRO:HD3	1:B:309:SER:CB	2.48	0.44
1:A:136:LEU:HD11	1:A:156:ARG:NH2	2.32	0.44
1:B:80:PHE:O	1:B:103:PRO:HG3	2.17	0.44
1:B:170:LEU:N	1:B:171:PRO:CD	2.81	0.44
1:B:96:GLN:OE1	1:B:131:HIS:HA	2.18	0.44
1:D:190:ALA:C	1:D:191:LYS:HD2	2.38	0.44
1:A:191:LYS:HA	1:A:247:HIS:H	1.83	0.44
1:C:169:GLN:OE1	1:C:231:GLY:HA3	2.17	0.44
1:C:74:SER:HB3	1:C:77:ASP:OD2	2.18	0.44
1:C:98:ILE:O	1:C:102:LEU:HG	2.18	0.44
1:C:123:TYR:O	1:C:127:TYR:N	2.50	0.44
1:A:168:ILE:O	1:A:171:PRO:HG2	2.18	0.44
1:B:206:LEU:HA	1:D:205:ASN:O	2.18	0.44
1:B:300:VAL:HB	1:B:305:TYR:O	2.18	0.44
1:C:24:ALA:HB1	1:C:57:MET:HE1	2.00	0.44
1:C:315:ILE:O	1:C:318:ARG:HB2	2.18	0.44
1:D:225:VAL:N	1:D:226:PRO:HD2	2.33	0.44
1:D:175:LEU:HD22	1:D:272:LEU:HD22	1.99	0.44
1:D:195:SER:HB3	1:D:252:ILE:HG23	1.99	0.44
1:A:351:GLY:O	1:A:354:HIS:HE1	2.01	0.44
1:B:296:ARG:HB2	1:B:299:ASN:ND2	2.33	0.44
1:C:269:THR:HG22	1:C:319:ALA:HB2	2.00	0.44
1:D:169:GLN:OE1	1:D:231:GLY:HA3	2.18	0.44
1:C:135:GLU:HB2	2:C:549:HOH:O	2.17	0.44
1:D:164:TYR:OH	1:D:192:SER:HB3	2.17	0.44
1:A:47:MET:CE	1:A:70:PRO:HD2	2.47	0.44
1:B:109:VAL:HG21	1:B:340:LEU:HB2	2.00	0.44
1:C:103:PRO:C	1:C:105:ALA:N	2.71	0.44
1:B:354:HIS:H	1:B:354:HIS:HD2	1.62	0.44
1:C:264:ALA:HB3	1:C:267:VAL:CG2	2.47	0.44
1:D:22:LEU:HA	1:D:48:THR:OG1	2.18	0.44
1:D:308:MET:HA	1:D:322:ILE:O	2.18	0.44
1:A:89:CYS:SG	1:A:111:LEU:HD13	2.57	0.44
1:A:238:SER:O	1:A:240:VAL:HG23	2.18	0.44

Continued on next page...

Continued from previous page...

Atom-1	Atom-2	Interatomic distance (Å)	Clash overlap (Å)
1:B:175:LEU:HD22	1:B:272:LEU:HD22	2.00	0.44
1:D:136:LEU:HD12	1:D:139:GLU:CG	2.48	0.44
1:A:165:PRO:HD3	1:A:224:HIS:ND1	2.33	0.44
1:D:46:LEU:HD12	1:D:47:MET:N	2.33	0.44
1:A:187:ILE:HG12	1:A:243:SER:CB	2.47	0.44
1:C:142:TYR:HB3	1:C:148:LEU:HD22	2.00	0.44
1:A:253:ARG:HA	1:A:327:ASN:OD1	2.18	0.44
1:B:18:ARG:HD3	1:B:82:THR:O	2.18	0.44
1:B:47:MET:HE1	1:B:69:LEU:HD13	2.00	0.44
1:B:124:GLU:HG3	2:B:435:HOH:O	2.17	0.44
1:D:17:ILE:HB	1:D:42:PHE:CD1	2.52	0.44
1:B:83:VAL:HG23	1:B:106:LEU:CD2	2.47	0.44
1:B:270:GLU:OE1	1:B:271:ASP:N	2.51	0.44
1:B:147:ILE:CG2	1:B:173:VAL:HG11	2.48	0.44
1:B:149:ARG:NH1	1:B:348:GLU:OE1	2.48	0.44
1:C:306:CYS:HA	1:C:324:VAL:O	2.18	0.44
1:A:217:TYR:O	1:A:246:PRO:HD2	2.18	0.44
1:B:15:LYS:HA	2:B:512:HOH:O	2.17	0.44
1:B:287:LYS:HB2	1:B:307:HIS:HD2	1.83	0.44
1:C:123:TYR:O	1:C:127:TYR:HB2	2.18	0.44
1:D:118:ARG:NH1	2:D:548:HOH:O	2.51	0.44
1:A:96:GLN:HB3	1:A:132:LYS:HB2	1.99	0.43
1:A:194:VAL:HG11	1:C:207:TYR:HB3	1.99	0.43
1:A:316:PRO:HG2	2:A:408:HOH:O	2.16	0.43
1:B:92:HIS:HB2	2:B:536:HOH:O	2.18	0.43
1:C:111:LEU:HA	1:C:160:ASN:HB3	1.99	0.43
1:A:22:LEU:N	1:A:22:LEU:HD12	2.32	0.43
1:A:268:ARG:HB3	1:A:270:GLU:OE1	2.18	0.43
1:C:107:LYS:HE2	1:C:343:MET:O	2.18	0.43
1:C:136:LEU:O	1:C:139:GLU:HG2	2.17	0.43
1:C:223:ARG:HG3	2:C:396:HOH:O	2.17	0.43
1:C:311:PHE:CD1	1:C:311:PHE:N	2.86	0.43
1:A:263:MET:HG2	1:A:272:LEU:HD11	2.00	0.43
1:D:190:ALA:O	1:D:247:HIS:N	2.51	0.43
1:A:215:SER:HB3	1:D:296:ARG:HG2	2.00	0.43
1:C:270:GLU:CD	1:C:270:GLU:H	2.20	0.43
1:D:55:GLN:C	1:D:71:THR:HG23	2.39	0.43
1:D:146:GLU:HB3	1:D:280:TYR:HE1	1.83	0.43
1:A:64:LEU:HD23	1:A:67:GLN:HE22	1.83	0.43
1:C:169:GLN:OE1	1:C:231:GLY:HA3	2.17	0.43
1:D:295:PRO:HD3	1:D:309:SER:HB3	1.99	0.43

Continued on next page...

Continued from previous page...

Atom-1	Atom-2	Interatomic distance (Å)	Clash overlap (Å)
1:B:49:ALA:O	1:B:50:ASP:C	2.56	0.43
1:B:202:LYS:HD2	1:B:205:ASN:ND2	2.32	0.43
1:A:358:PHE:CD2	1:A:359:PRO:HA	2.53	0.43
1:B:244:PHE:CE2	1:B:246:PRO:HG3	2.53	0.43
1:C:21:LEU:O	1:C:47:MET:HA	2.17	0.43
1:D:168:ILE:HG12	1:D:259:ILE:HD11	1.99	0.43
1:A:34:ARG:HD2	2:B:392:HOH:O	2.18	0.43
1:B:314:ARG:HG3	2:B:393:HOH:O	2.18	0.43
1:C:16:ASP:HB3	1:C:346:TYR:OH	2.18	0.43
1:C:223:ARG:O	1:C:226:PRO:HD2	2.17	0.43
1:C:340:LEU:O	1:C:340:LEU:HG	2.18	0.43
1:B:228:ILE:O	1:B:232:LEU:HG	2.18	0.43
1:A:125:GLU:HG3	1:A:126:TRP:CD1	2.53	0.43
1:B:75:VAL:HG11	1:B:98:ILE:HD13	1.98	0.43
1:B:339:ASN:O	1:B:343:MET:HG3	2.17	0.43
1:C:355:GLN:HB3	2:C:375:HOH:O	2.17	0.43
1:D:191:LYS:O	1:D:255:MET:HA	2.17	0.43
1:A:51:ARG:HG3	2:A:555:HOH:O	2.18	0.43
1:A:55:GLN:O	1:A:71:THR:HG23	2.18	0.43
1:A:289:LEU:HD11	1:A:295:PRO:HB3	1.98	0.43
1:B:167:THR:HG21	1:B:255:MET:SD	2.58	0.43
1:D:136:LEU:C	1:D:138:LYS:H	2.20	0.43
1:A:36:LEU:HD12	1:A:44:VAL:HG23	2.00	0.43
1:B:191:LYS:HD2	1:B:191:LYS:N	2.33	0.43
1:B:287:LYS:O	1:B:289:LEU:HD23	2.19	0.43
1:B:124:GLU:OE2	1:B:130:PRO:HG3	2.18	0.43
1:C:21:LEU:HG	1:C:24:ALA:HB2	2.01	0.43
1:C:145:THR:O	1:C:149:ARG:HB2	2.17	0.43
1:A:29:GLY:O	1:A:33:VAL:HG23	2.18	0.43
1:B:118:ARG:HB2	1:B:118:ARG:NH1	2.32	0.43
1:B:303:SER:OG	1:B:356:PRO:HG3	2.18	0.43
1:A:118:ARG:HB2	1:A:118:ARG:CZ	2.48	0.43
1:C:311:PHE:CD1	1:C:311:PHE:N	2.87	0.43
1:D:169:GLN:OE1	1:D:231:GLY:HA3	2.18	0.43
1:A:127:TYR:CE1	1:A:223:ARG:HD3	2.53	0.43
1:A:310:VAL:HG22	1:A:321:ILE:CG2	2.46	0.43
1:C:125:GLU:O	1:C:127:TYR:N	2.51	0.43
1:A:244:PHE:CE2	1:A:246:PRO:HG3	2.53	0.43
1:C:333:SER:O	1:C:336:ALA:N	2.51	0.43
1:D:47:MET:HE2	1:D:70:PRO:HG2	2.00	0.43
1:D:173:VAL:HG13	1:D:235:VAL:CG1	2.47	0.43

Continued on next page...

Continued from previous page...

Atom-1	Atom-2	Interatomic distance (Å)	Clash overlap (Å)
1:B:96:GLN:HG3	1:B:114:ASP:HB3	2.01	0.43
1:B:304:ASN:HA	1:B:329:VAL:HG12	2.00	0.43
1:D:264:ALA:HB3	1:D:267:VAL:CG2	2.46	0.43
1:B:256:GLN:HE22	1:B:322:ILE:HG23	1.76	0.43
1:C:244:PHE:CE2	1:C:246:PRO:HG3	2.53	0.43
1:D:217:TYR:CZ	1:D:246:PRO:HB2	2.54	0.43
1:C:273:HIS:CD2	1:C:291:GLU:HG3	2.53	0.43
1:D:36:LEU:HD13	1:D:44:VAL:HG22	2.00	0.43
1:D:87:PHE:HZ	1:D:337:LEU:HA	1.83	0.43
1:D:269:THR:HG21	1:D:312:PRO:HA	2.01	0.43
1:A:15:LYS:HD2	1:A:43:GLN:HB2	2.00	0.43
1:A:96:GLN:CB	1:A:132:LYS:HE3	2.48	0.43
1:A:113:ALA:HB2	1:A:116:ARG:NH1	2.34	0.43
1:B:205:ASN:HB2	1:D:206:LEU:CD2	2.48	0.43
1:A:358:PHE:CD2	1:A:359:PRO:HA	2.53	0.43
1:B:165:PRO:HD3	1:B:224:HIS:ND1	2.34	0.43
1:B:181:ILE:HA	1:B:263:MET:HA	2.01	0.43
1:C:49:ALA:CB	1:C:72:LEU:HD13	2.48	0.43
1:C:192:SER:HA	1:C:254:GLY:O	2.18	0.43
1:C:18:ARG:HD3	1:C:82:THR:O	2.19	0.43
1:C:175:LEU:HD11	1:C:321:ILE:HD11	2.01	0.43
1:D:239:LYS:NZ	1:D:240:VAL:O	2.50	0.43
1:B:136:LEU:HD12	1:B:139:GLU:OE1	2.19	0.43
1:B:149:ARG:O	1:B:153:LYS:HG3	2.18	0.43
1:C:328:LEU:O	1:C:332:ALA:HB3	2.18	0.43
1:D:291:GLU:OE2	2:D:598:HOH:O	2.21	0.43
1:D:296:ARG:HG2	1:D:298:HIS:ND1	2.34	0.43
1:A:46:LEU:HD12	2:A:432:HOH:O	2.19	0.43
1:B:119:ASN:OD1	1:B:121:ALA:N	2.51	0.43
1:B:273:HIS:CD2	1:B:291:GLU:HG3	2.53	0.43
1:C:20:GLY:C	1:C:86:VAL:HG23	2.38	0.43
1:C:124:GLU:HG2	1:C:130:PRO:HA	2.00	0.43
1:C:340:LEU:HA	1:C:340:LEU:HD12	1.84	0.43
1:C:359:PRO:OXT	1:D:252:ILE:HG21	2.19	0.43
1:A:65:ARG:HD2	1:B:287:LYS:HG3	2.00	0.43
1:A:67:GLN:C	1:A:68:LYS:HD2	2.38	0.43
1:D:118:ARG:NH1	1:D:230:GLN:HG3	2.33	0.43
1:D:164:TYR:CE1	1:D:190:ALA:HB1	2.52	0.43
1:B:90:LEU:HD13	1:B:98:ILE:HD12	2.00	0.43
1:C:300:VAL:HB	1:C:305:TYR:O	2.18	0.43
1:D:202:LYS:CB	1:D:205:ASN:HD22	2.27	0.43

Continued on next page...

Continued from previous page...

Atom-1	Atom-2	Interatomic distance (Å)	Clash overlap (Å)
1:A:22:LEU:N	1:A:22:LEU:HD12	2.33	0.43
1:C:20:GLY:N	1:C:83:VAL:HG11	2.33	0.43
1:A:97:GLU:OE1	2:A:444:HOH:O	2.21	0.43
1:B:308:MET:HB3	1:B:308:MET:HE2	1.90	0.43
1:C:47:MET:HE2	1:C:70:PRO:HD2	1.99	0.43
1:C:145:THR:O	1:C:149:ARG:HB2	2.18	0.43
1:D:22:LEU:HA	1:D:48:THR:OG1	2.18	0.43
1:D:146:GLU:HG2	1:D:286:VAL:HG21	2.01	0.43
1:B:124:GLU:CD	2:B:435:HOH:O	2.56	0.43
1:B:124:GLU:OE2	1:B:130:PRO:HG3	2.19	0.43
1:B:224:HIS:HB2	1:B:244:PHE:CE2	2.54	0.43
1:C:173:VAL:HG13	1:C:235:VAL:HG21	2.00	0.43
1:A:213:GLY:C	1:D:298:HIS:CE1	2.92	0.43
1:A:259:ILE:HG22	1:A:261:VAL:HG13	2.01	0.43
1:A:273:HIS:CG	1:A:291:GLU:HG3	2.54	0.43
1:B:190:ALA:C	1:B:191:LYS:HD2	2.39	0.43
1:C:344:LEU:N	1:C:344:LEU:HD12	2.34	0.43
1:B:172:LEU:HD21	1:B:259:ILE:HG21	2.01	0.43
1:C:142:TYR:OH	1:C:227:GLU:HG2	2.19	0.43
1:D:231:GLY:O	1:D:235:VAL:HG23	2.18	0.43
1:D:306:CYS:O	1:D:307:HIS:HD2	2.01	0.43
1:B:69:LEU:HB3	1:B:70:PRO:HD2	2.00	0.43
1:B:145:THR:O	1:B:147:ILE:N	2.52	0.43
1:C:202:LYS:HE3	1:C:205:ASN:ND2	2.32	0.43
1:C:182:LYS:C	1:C:184:GLU:H	2.22	0.43
1:C:194:VAL:O	1:C:194:VAL:HG22	2.19	0.43
1:B:27:TYR:N	2:B:416:HOH:O	2.47	0.43
1:A:29:GLY:O	1:A:33:VAL:HG23	2.18	0.43
1:A:140:VAL:HG22	1:A:157:LEU:HD23	2.01	0.43
1:C:37:ALA:CB	1:D:355:GLN:HG3	2.45	0.43
1:B:195:SER:HB2	1:B:328:LEU:HD11	2.00	0.43
1:D:46:LEU:HD23	1:D:47:MET:N	2.33	0.43
1:B:99:ILE:HD12	1:B:115:PHE:CE2	2.52	0.43
1:C:97:GLU:HG3	2:C:536:HOH:O	2.18	0.43
1:A:52:LYS:HG2	1:A:55:GLN:NE2	2.33	0.43
1:B:92:HIS:CG	1:B:93:GLY:N	2.87	0.43
1:C:285:PHE:HA	1:C:305:TYR:HD1	1.84	0.43
1:B:22:LEU:HD11	1:B:80:PHE:CZ	2.54	0.43
1:B:124:GLU:HG3	2:B:433:HOH:O	2.19	0.43
1:D:54:GLY:N	1:D:72:LEU:O	2.36	0.43
1:D:190:ALA:C	1:D:191:LYS:HD2	2.39	0.43

Continued on next page...

Continued from previous page...

Atom-1	Atom-2	Interatomic distance (Å)	Clash overlap (Å)
1:C:148:LEU:O	1:C:152:ILE:HG13	2.18	0.43
1:A:308:MET:HA	1:A:323:SER:HA	2.00	0.43
1:B:15:LYS:HD3	1:B:40:PRO:O	2.18	0.43
1:B:95:THR:CG2	1:B:99:ILE:HD12	2.48	0.43
1:C:191:LYS:HZ1	1:C:258:THR:N	2.17	0.43
1:B:118:ARG:NH1	1:B:118:ARG:CB	2.81	0.43
1:B:308:MET:HA	1:B:322:ILE:O	2.18	0.43
1:A:150:GLU:HG2	2:A:467:HOH:O	2.19	0.43
1:A:295:PRO:HD3	1:A:309:SER:CB	2.46	0.43
1:C:115:PHE:CG	1:C:140:VAL:HG21	2.53	0.43
1:C:209:GLU:OE1	2:C:375:HOH:O	2.21	0.43
1:A:33:VAL:HG22	1:A:44:VAL:HG21	2.00	0.43
1:A:56:SER:C	1:A:58:GLU:H	2.20	0.43
1:C:90:LEU:HA	1:C:91:PRO:HD3	1.90	0.43
1:C:124:GLU:CD	1:C:130:PRO:HA	2.39	0.43
1:C:183:HIS:HB2	1:C:240:VAL:HG22	2.01	0.43
1:A:22:LEU:HD13	1:A:86:VAL:HG13	2.01	0.43
1:A:273:HIS:CG	1:A:291:GLU:HG3	2.54	0.43
1:B:204:ALA:O	1:B:210:ILE:HD11	2.18	0.43
1:A:214:ILE:HG22	1:A:250:PRO:HD3	2.00	0.43
1:A:298:HIS:NE2	1:D:210:ILE:O	2.47	0.43
1:C:341:ASN:OD1	1:C:347:PRO:O	2.37	0.43
1:D:167:THR:HG22	1:D:325:ILE:CG1	2.44	0.43
1:D:273:HIS:HE1	1:D:277:LYS:HD3	1.83	0.43
1:A:15:LYS:HB3	1:A:41:HIS:O	2.19	0.43
1:A:187:ILE:HD12	1:D:187:ILE:HD12	2.01	0.43
1:A:325:ILE:O	1:A:325:ILE:CG1	2.65	0.43
1:B:172:LEU:HD21	1:B:259:ILE:HG21	2.00	0.43
1:C:129:GLN:NE2	2:C:452:HOH:O	2.52	0.43
1:C:280:TYR:HD1	1:C:283:GLU:HG3	1.83	0.43
1:C:127:TYR:O	1:C:129:GLN:HG2	2.18	0.43
1:C:236:ALA:HB3	1:C:238:SER:O	2.18	0.43
1:A:65:ARG:NH1	1:B:287:LYS:HB3	2.33	0.43
1:B:73:VAL:CG1	1:B:74:SER:H	2.25	0.43
1:B:273:HIS:CD2	1:B:291:GLU:HG3	2.54	0.43
1:C:117:LEU:HD23	1:C:122:GLU:HB3	2.00	0.43
1:C:216:SER:HA	1:C:246:PRO:O	2.19	0.43
1:D:171:PRO:HD3	1:D:308:MET:HE1	2.01	0.43
1:D:296:ARG:HG2	1:D:298:HIS:ND1	2.34	0.43
1:A:110:ASP:OD2	1:A:112:SER:HB3	2.17	0.43
1:A:125:GLU:HG3	1:A:126:TRP:CD1	2.54	0.43

Continued on next page...

Continued from previous page...

Atom-1	Atom-2	Interatomic distance (Å)	Clash overlap (Å)
1:A:183:HIS:HE1	2:A:607:HOH:O	2.01	0.43
1:A:86:VAL:HB	1:A:108:ILE:HG12	1.99	0.43
1:C:191:LYS:HB3	1:C:249:MET:CE	2.49	0.43
1:C:223:ARG:NH2	2:C:552:HOH:O	2.52	0.43
1:D:38:ASN:ND2	2:D:411:HOH:O	2.49	0.43
1:B:19:ILE:CG1	1:B:42:PHE:HB3	2.49	0.43
1:B:145:THR:HA	1:B:152:ILE:CD1	2.49	0.43
1:D:118:ARG:NH1	2:D:555:HOH:O	2.52	0.43
1:A:125:GLU:HG3	1:A:126:TRP:CD1	2.54	0.43
1:B:128:GLY:O	1:B:129:GLN:HB3	2.18	0.43
1:B:301:ARG:NH1	1:C:212:GLU:HB2	2.34	0.43
1:D:264:ALA:HB3	1:D:267:VAL:HG21	2.01	0.43
1:C:144:LEU:CD2	1:C:169:GLN:HB3	2.46	0.43
1:C:269:THR:HG21	1:C:312:PRO:CA	2.41	0.43
1:A:42:PHE:CZ	1:A:344:LEU:HD12	2.53	0.43
1:A:214:ILE:HG23	1:D:251:MET:SD	2.59	0.43
1:C:51:ARG:NH2	1:C:90:LEU:HD22	2.31	0.43
1:A:178:ALA:HB3	1:A:180:LEU:HG	2.01	0.43
1:A:186:ILE:HG23	1:A:261:VAL:HG12	2.01	0.43
1:B:212:GLU:HA	1:C:251:MET:HB2	2.00	0.43
1:C:15:LYS:N	1:C:43:GLN:HB2	2.34	0.43
1:D:46:LEU:HD12	2:D:431:HOH:O	2.18	0.43
1:A:358:PHE:HB3	1:B:63:HIS:CG	2.54	0.43
1:C:83:VAL:HG12	1:C:85:ALA:H	1.84	0.43
1:D:52:LYS:HD2	1:D:60:VAL:HG22	2.01	0.43
1:D:225:VAL:N	1:D:226:PRO:HD2	2.34	0.43
1:A:214:ILE:HD11	1:D:256:GLN:HB3	2.01	0.43
1:B:98:ILE:O	1:B:102:LEU:HG	2.18	0.43
1:A:95:THR:CG2	1:A:99:ILE:HD12	2.49	0.43
1:A:135:GLU:HB2	2:A:577:HOH:O	2.18	0.43
1:D:28:THR:O	1:D:32:ILE:HG12	2.19	0.43
1:A:188:ILE:HD13	1:A:259:ILE:HG12	2.01	0.43
1:B:58:GLU:HG2	1:B:65:ARG:HA	2.00	0.43
1:C:170:LEU:HB2	1:C:171:PRO:HD3	2.01	0.43
1:A:164:TYR:HA	1:A:255:MET:SD	2.59	0.43
1:A:180:LEU:HB3	1:A:272:LEU:HD23	2.01	0.43
1:B:69:LEU:HB3	1:B:70:PRO:HD2	2.01	0.43
1:B:136:LEU:O	1:B:139:GLU:HG2	2.19	0.43
1:D:144:LEU:HD12	1:D:335:GLN:OE1	2.19	0.43
1:B:177:LYS:HE2	1:B:177:LYS:HB3	1.82	0.43
1:C:18:ARG:HB3	1:C:45:THR:OG1	2.19	0.43

Continued on next page...

Continued from previous page...

Atom-1	Atom-2	Interatomic distance (Å)	Clash overlap (Å)
1:B:73:VAL:CG1	1:B:77:ASP:HB2	2.49	0.43
1:C:116:ARG:NH2	1:C:160:ASN:O	2.47	0.43
1:C:120:ILE:O	1:C:124:GLU:HG3	2.19	0.43
1:C:122:GLU:O	1:C:126:TRP:HB2	2.19	0.43
1:D:177:LYS:C	1:D:179:ASN:H	2.22	0.43
1:C:111:LEU:HD21	1:C:336:ALA:HB2	2.01	0.43
1:C:337:LEU:HD12	1:C:337:LEU:O	2.18	0.43
1:C:306:CYS:HA	1:C:324:VAL:O	2.19	0.42
1:C:331:GLY:O	1:C:332:ALA:HB2	2.19	0.42
1:D:150:GLU:O	1:D:153:LYS:HG2	2.20	0.42
1:D:168:ILE:HD13	1:D:188:ILE:HD13	2.01	0.42
1:A:57:MET:SD	1:A:57:MET:C	2.98	0.42
1:B:22:LEU:HD13	1:B:86:VAL:HG11	2.00	0.42
1:B:144:LEU:CD2	1:B:147:ILE:HG13	2.49	0.42
1:B:320:ILE:C	1:B:321:ILE:HD12	2.39	0.42
1:B:330:LYS:HB3	2:B:361:HOH:O	2.18	0.42
1:B:95:THR:HG21	1:B:112:SER:HG	1.84	0.42
1:C:184:GLU:O	1:C:185:ASN:HB2	2.19	0.42
1:C:48:THR:CG2	1:C:49:ALA:N	2.82	0.42
1:D:239:LYS:NZ	1:D:240:VAL:O	2.51	0.42
1:D:295:PRO:HD3	1:D:309:SER:CB	2.49	0.42
1:D:269:THR:HG21	1:D:312:PRO:CA	2.49	0.42
1:A:125:GLU:HG3	1:A:126:TRP:CD1	2.54	0.42
1:B:267:VAL:HG13	1:B:271:ASP:HB2	2.00	0.42
1:D:164:TYR:CE1	1:D:190:ALA:HB1	2.54	0.42
1:B:178:ALA:CB	1:B:275:GLN:HE21	2.32	0.42
1:C:103:PRO:O	1:C:105:ALA:N	2.51	0.42
1:B:239:LYS:HE3	2:B:474:HOH:O	2.20	0.42
1:B:251:MET:HE3	1:B:254:GLY:HA3	1.99	0.42
1:C:244:PHE:CZ	1:C:246:PRO:HG3	2.53	0.42
1:D:17:ILE:HB	1:D:42:PHE:CD1	2.54	0.42
1:D:204:ALA:O	1:D:210:ILE:HD11	2.18	0.42
1:B:269:THR:HG21	1:B:312:PRO:HB3	2.00	0.42
1:C:269:THR:HA	1:C:272:LEU:CG	2.47	0.42
1:B:220:THR:O	1:B:220:THR:HG22	2.18	0.42
1:C:22:LEU:HD11	1:C:80:PHE:HE2	1.81	0.42
1:C:120:ILE:HG22	1:C:121:ALA:N	2.33	0.42
1:B:50:ASP:HB2	2:B:416:HOH:O	2.19	0.42
1:C:52:LYS:HD3	1:C:60:VAL:HG22	2.00	0.42
1:C:96:GLN:O	1:C:100:LYS:HB2	2.19	0.42
1:D:46:LEU:HD23	1:D:46:LEU:C	2.39	0.42

Continued on next page...

Continued from previous page...

Atom-1	Atom-2	Interatomic distance (Å)	Clash overlap (Å)
1:D:300:VAL:HG21	1:D:325:ILE:HA	2.01	0.42
1:D:313:ASP:O	1:D:314:ARG:C	2.56	0.42
1:A:217:TYR:CE1	1:A:248:LEU:HB2	2.54	0.42
1:B:91:PRO:HD3	2:B:417:HOH:O	2.19	0.42
1:B:223:ARG:O	1:B:224:HIS:HD2	2.02	0.42
1:C:104:THR:O	1:C:156:ARG:HD2	2.19	0.42
1:C:36:LEU:HD12	1:C:44:VAL:CG2	2.48	0.42
1:D:46:LEU:HD21	1:D:78:ALA:HB1	2.00	0.42
1:A:20:GLY:O	1:A:86:VAL:HA	2.19	0.42
1:A:46:LEU:HD12	2:A:431:HOH:O	2.20	0.42
1:A:140:VAL:HG22	1:A:157:LEU:HD23	2.00	0.42
1:A:144:LEU:HD11	1:A:170:LEU:HG	2.00	0.42
1:B:190:ALA:C	1:B:191:LYS:HD2	2.40	0.42
1:C:124:GLU:CG	1:C:130:PRO:HA	2.41	0.42
1:C:354:HIS:CD2	1:C:354:HIS:H	2.36	0.42
1:D:48:THR:CB	1:D:75:VAL:HG22	2.50	0.42
1:D:124:GLU:O	1:D:128:GLY:N	2.53	0.42
1:B:58:GLU:OE1	1:B:65:ARG:HB2	2.19	0.42
1:B:204:ALA:O	1:B:210:ILE:HD11	2.20	0.42
1:D:115:PHE:HD1	1:D:137:GLN:OE1	2.01	0.42
1:A:167:THR:HG21	1:A:255:MET:HG2	2.02	0.42
1:B:33:VAL:HG12	1:B:67:GLN:HE22	1.83	0.42
1:B:173:VAL:HG22	1:B:235:VAL:HG21	2.01	0.42
1:D:195:SER:HB3	1:D:252:ILE:CG2	2.49	0.42
1:A:68:LYS:N	1:A:68:LYS:CD	2.81	0.42
1:B:186:ILE:C	1:B:187:ILE:HD12	2.39	0.42
1:B:244:PHE:CE2	1:B:246:PRO:HG3	2.53	0.42
1:A:351:GLY:O	1:A:354:HIS:HE1	2.02	0.42
1:A:191:LYS:N	1:A:191:LYS:CD	2.80	0.42
1:C:97:GLU:HG3	2:C:411:HOH:O	2.18	0.42
1:D:277:LYS:O	1:D:281:GLU:HG2	2.19	0.42
1:A:61:PHE:HB3	1:A:63:HIS:CE1	2.54	0.42
1:B:124:GLU:CG	1:B:130:PRO:HA	2.50	0.42
1:D:49:ALA:CB	1:D:52:LYS:HB2	2.50	0.42
1:D:114:ASP:OD2	2:D:546:HOH:O	2.21	0.42
1:A:52:LYS:HG2	1:A:55:GLN:NE2	2.33	0.42
1:B:153:LYS:HD2	2:B:554:HOH:O	2.20	0.42
1:B:217:TYR:O	1:B:246:PRO:HD2	2.19	0.42
1:D:190:ALA:C	1:D:191:LYS:HD2	2.40	0.42
1:A:36:LEU:HD12	1:A:44:VAL:CG2	2.49	0.42
1:A:125:GLU:HG3	1:A:126:TRP:CD1	2.54	0.42

Continued on next page...

Continued from previous page...

Atom-1	Atom-2	Interatomic distance (Å)	Clash overlap (Å)
1:B:49:ALA:O	1:B:50:ASP:C	2.56	0.42
1:B:106:LEU:HD13	2:B:524:HOH:O	2.20	0.42
1:C:232:LEU:HD13	1:C:240:VAL:CG1	2.50	0.42
1:D:191:LYS:N	1:D:191:LYS:HD2	2.33	0.42
1:B:186:ILE:CG1	2:B:366:HOH:O	2.67	0.42
1:B:253:ARG:CZ	1:B:328:LEU:HD12	2.49	0.42
1:B:214:ILE:HG22	1:B:250:PRO:HD3	2.00	0.42
1:D:74:SER:OG	1:D:76:LYS:HB2	2.19	0.42
1:A:119:ASN:HB3	1:A:122:GLU:HB2	2.02	0.42
1:C:294:VAL:HG22	1:C:311:PHE:HE2	1.84	0.42
1:B:283:GLU:OE1	1:B:283:GLU:HA	2.20	0.42
1:C:107:LYS:HD3	1:C:343:MET:O	2.20	0.42
1:A:95:THR:HG21	1:A:110:ASP:CG	2.40	0.42
1:B:96:GLN:HG3	1:B:114:ASP:HB3	2.00	0.42
1:D:341:ASN:ND2	1:D:350:THR:HB	2.34	0.42
1:A:87:PHE:HA	1:A:109:VAL:O	2.18	0.42
1:C:142:TYR:HB3	1:C:148:LEU:CD1	2.49	0.42
1:C:149:ARG:NH1	1:C:348:GLU:OE1	2.51	0.42
1:D:144:LEU:CD2	1:D:147:ILE:HG13	2.49	0.42
1:A:351:GLY:O	1:A:354:HIS:HE1	2.03	0.42
1:C:301:ARG:HG3	2:C:505:HOH:O	2.19	0.42
1:B:51:ARG:C	1:B:53:ALA:H	2.23	0.42
1:B:301:ARG:NH1	1:C:212:GLU:O	2.51	0.42
1:D:144:LEU:HD23	1:D:147:ILE:HG13	2.01	0.42
1:D:146:GLU:HB3	1:D:280:TYR:HE1	1.82	0.42
1:D:216:SER:HA	1:D:247:HIS:HA	2.02	0.42
1:C:147:ILE:HB	1:C:148:LEU:HD12	2.02	0.42
1:B:17:ILE:HB	1:B:42:PHE:CD1	2.55	0.42
1:B:36:LEU:CD2	1:B:42:PHE:HB2	2.49	0.42
1:D:118:ARG:HG2	2:D:548:HOH:O	2.19	0.42
1:A:125:GLU:HG3	1:A:126:TRP:CD1	2.54	0.42
1:C:45:THR:O	1:C:70:PRO:HG2	2.20	0.42
1:C:256:GLN:HB2	1:C:297:THR:CG2	2.50	0.42
1:D:259:ILE:HG22	1:D:261:VAL:HG13	2.01	0.42
1:B:148:LEU:O	1:B:152:ILE:HG13	2.20	0.42
1:D:144:LEU:HD12	1:D:335:GLN:NE2	2.33	0.42
1:B:119:ASN:OD1	1:B:121:ALA:HB3	2.20	0.42
1:B:145:THR:HA	1:B:152:ILE:CD1	2.49	0.42
1:B:171:PRO:HG3	1:B:308:MET:CE	2.49	0.42
1:C:192:SER:HB2	1:C:255:MET:HE2	2.01	0.42
1:A:95:THR:HG22	1:A:99:ILE:HD12	2.01	0.42

Continued on next page...

Continued from previous page...

Atom-1	Atom-2	Interatomic distance (Å)	Clash overlap (Å)
1:A:177:LYS:HG3	1:A:235:VAL:CG2	2.49	0.42
1:D:52:LYS:HD3	1:D:60:VAL:HG22	2.01	0.42
1:B:46:LEU:HA	2:B:519:HOH:O	2.19	0.42
1:C:347:PRO:O	1:C:350:THR:OG1	2.36	0.42
1:D:326:ASP:O	1:D:328:LEU:N	2.53	0.42
1:B:295:PRO:HD3	1:B:309:SER:HB2	2.00	0.42
1:A:291:GLU:HG3	2:A:516:HOH:O	2.19	0.42
1:D:131:HIS:HB3	1:D:134:VAL:HG22	2.00	0.42
1:B:142:TYR:O	1:B:148:LEU:HD12	2.19	0.42
1:C:111:LEU:HD12	1:C:111:LEU:N	2.35	0.42
1:C:169:GLN:OE1	1:C:231:GLY:HA3	2.18	0.42
1:D:107:LYS:HG3	1:D:344:LEU:HD21	1.99	0.42
1:A:356:PRO:HB2	1:B:63:HIS:HD2	1.85	0.42
1:D:143:GLY:HA2	1:D:152:ILE:CD1	2.50	0.42
1:D:247:HIS:HB3	1:D:249:MET:HE3	2.02	0.42
1:B:36:LEU:HA	1:B:39:HIS:HB2	2.02	0.42
1:C:170:LEU:HB2	1:C:171:PRO:HD3	2.01	0.42
1:C:185:ASN:HB3	1:C:318:ARG:HH22	1.84	0.42
1:D:256:GLN:HB2	1:D:324:VAL:HG12	2.01	0.42
1:C:18:ARG:HD3	1:C:82:THR:O	2.18	0.42
1:C:36:LEU:HD22	1:C:42:PHE:HB2	2.01	0.42
1:C:54:GLY:C	2:C:526:HOH:O	2.57	0.42
1:D:57:MET:HE2	1:D:57:MET:HA	2.02	0.42
1:B:69:LEU:HB3	1:B:70:PRO:HD2	2.01	0.42
1:B:269:THR:HG21	1:B:312:PRO:CA	2.50	0.42
1:C:56:SER:O	1:C:60:VAL:HG23	2.20	0.42
1:C:249:MET:HB3	1:C:250:PRO:HD2	2.00	0.42
1:D:37:ALA:HB2	1:D:67:GLN:NE2	2.35	0.42
1:D:254:GLY:HA2	1:D:325:ILE:O	2.19	0.42
1:A:177:LYS:NZ	2:A:592:HOH:O	2.52	0.42
1:C:48:THR:HA	1:C:73:VAL:O	2.19	0.42
1:D:38:ASN:ND2	2:D:414:HOH:O	2.49	0.42
1:D:269:THR:HG21	1:D:312:PRO:CB	2.48	0.42
1:A:75:VAL:HG23	2:A:394:HOH:O	2.19	0.42
1:A:256:GLN:NE2	1:D:247:HIS:HD2	2.18	0.42
1:C:39:HIS:CE1	1:C:42:PHE:H	2.38	0.42
1:B:22:LEU:HB2	1:B:88:CYS:HA	2.01	0.42
1:D:244:PHE:CE2	1:D:246:PRO:HG3	2.54	0.42
1:C:48:THR:HG21	1:C:75:VAL:CG2	2.40	0.42
1:C:280:TYR:HD1	1:C:283:GLU:HG3	1.85	0.42
1:D:180:LEU:HB3	1:D:272:LEU:CD2	2.50	0.42

Continued on next page...

Continued from previous page...

Atom-1	Atom-2	Interatomic distance (Å)	Clash overlap (Å)
1:B:298:HIS:CE1	1:C:213:GLY:HA3	2.54	0.42
1:C:36:LEU:HD12	1:C:44:VAL:CG2	2.50	0.42
1:D:28:THR:O	1:D:32:ILE:HG12	2.20	0.42
1:D:119:ASN:OD1	1:D:121:ALA:HB3	2.19	0.42
1:A:22:LEU:N	1:A:22:LEU:HD12	2.35	0.42
1:A:149:ARG:O	1:A:153:LYS:HG3	2.20	0.42
1:B:124:GLU:CD	2:B:433:HOH:O	2.58	0.42
1:C:358:PHE:HA	1:C:359:PRO:C	2.39	0.42
1:D:253:ARG:NH1	1:D:328:LEU:HD12	2.34	0.42
1:A:27:TYR:OH	1:C:208:SER:HB2	2.19	0.42
1:D:144:LEU:HD23	1:D:147:ILE:HG13	2.02	0.42
1:D:223:ARG:O	1:D:226:PRO:HD2	2.19	0.42
1:A:63:HIS:CG	1:A:64:LEU:N	2.87	0.42
1:A:262:GLU:HG2	2:A:394:HOH:O	2.19	0.42
1:B:140:VAL:HG22	1:B:157:LEU:HD23	2.02	0.42
1:D:190:ALA:C	1:D:191:LYS:HD2	2.40	0.42
1:D:311:PHE:CD1	1:D:311:PHE:N	2.87	0.42
1:B:339:ASN:O	1:B:342:ILE:HG12	2.19	0.42
1:B:35:LEU:HD13	1:B:334:GLY:HA2	2.02	0.42
1:B:95:THR:CG2	1:B:99:ILE:HD12	2.50	0.42
1:B:118:ARG:HB2	1:B:118:ARG:NH1	2.35	0.42
1:B:256:GLN:CB	1:B:324:VAL:HG12	2.50	0.42
1:C:18:ARG:HE	1:C:45:THR:HG21	1.85	0.42
1:C:74:SER:HB3	1:C:77:ASP:OD2	2.20	0.42
1:B:49:ALA:CB	1:B:72:LEU:HD13	2.41	0.42
1:B:168:ILE:C	1:B:171:PRO:HD2	2.39	0.42
1:A:228:ILE:O	1:A:232:LEU:HG	2.19	0.42
1:C:182:LYS:HE3	1:C:263:MET:O	2.19	0.42
1:D:303:SER:C	1:D:329:VAL:HG11	2.40	0.42
1:A:36:LEU:HD12	1:A:44:VAL:HG23	2.01	0.42
1:C:34:ARG:NH1	2:C:378:HOH:O	2.26	0.42
1:D:23:GLY:O	1:D:89:CYS:HB2	2.19	0.42
1:D:146:GLU:HG2	1:D:286:VAL:HG21	2.02	0.42
1:C:49:ALA:CB	1:C:72:LEU:HD13	2.49	0.42
1:A:27:TYR:O	1:A:30:ALA:HB3	2.19	0.42
1:A:295:PRO:HG2	1:A:322:ILE:CG2	2.49	0.42
1:D:244:PHE:CE2	1:D:246:PRO:HG3	2.55	0.42
1:D:255:MET:HB3	1:D:325:ILE:CD1	2.50	0.42
1:A:48:THR:HA	1:A:73:VAL:O	2.20	0.42
1:A:64:LEU:CD2	1:B:355:GLN:HB3	2.50	0.42
1:A:142:TYR:OH	1:A:161:PRO:HB3	2.20	0.42

Continued on next page...

Continued from previous page...

Atom-1	Atom-2	Interatomic distance (Å)	Clash overlap (Å)
1:A:314:ARG:HG3	1:A:314:ARG:HH11	1.84	0.42
1:B:22:LEU:HD13	1:B:86:VAL:HG13	2.02	0.42
1:D:187:ILE:HG12	1:D:243:SER:HB3	2.01	0.42
1:A:145:THR:HG21	1:A:338:GLN:CG	2.50	0.42
1:B:95:THR:HG21	1:B:112:SER:OG	2.20	0.42
1:B:99:ILE:HG21	1:B:157:LEU:HD22	2.01	0.42
1:B:104:THR:HA	1:B:156:ARG:NH1	2.35	0.42
1:C:102:LEU:HD12	1:C:108:ILE:HD13	2.02	0.42
1:C:149:ARG:HG3	1:C:342:ILE:HD12	2.01	0.42
1:D:46:LEU:HD12	1:D:47:MET:N	2.35	0.42
1:A:331:GLY:O	1:A:332:ALA:HB2	2.20	0.42
1:C:311:PHE:HB2	1:C:320:ILE:HB	2.02	0.42
1:D:306:CYS:HB2	1:D:325:ILE:HG22	2.01	0.42
1:A:217:TYR:CD1	1:A:248:LEU:HB2	2.55	0.42
1:C:311:PHE:CZ	1:C:322:ILE:HD12	2.54	0.42
1:D:341:ASN:ND2	1:D:350:THR:HB	2.35	0.42
1:A:170:LEU:N	1:A:171:PRO:HD2	2.35	0.42
1:C:277:LYS:O	1:C:281:GLU:HB3	2.19	0.42
1:D:214:ILE:CG2	1:D:250:PRO:HD3	2.49	0.42
1:A:48:THR:HA	1:A:73:VAL:O	2.20	0.42
1:A:162:GLY:O	1:A:165:PRO:HD2	2.20	0.42
1:B:153:LYS:HD2	2:B:553:HOH:O	2.20	0.42
1:B:277:LYS:O	1:B:281:GLU:HB3	2.20	0.42
1:B:326:ASP:HB3	1:B:329:VAL:HG23	2.02	0.42
1:D:88:CYS:SG	1:D:90:LEU:HD12	2.59	0.42
1:A:195:SER:HB2	1:A:252:ILE:O	2.20	0.42
1:B:18:ARG:HH12	1:B:82:THR:HB	1.82	0.42
1:B:194:VAL:CA	1:B:248:LEU:HD11	2.48	0.42
1:D:253:ARG:HG2	1:D:328:LEU:HD12	2.02	0.42
1:A:316:PRO:HG2	2:A:408:HOH:O	2.19	0.42
1:B:164:TYR:CE1	1:B:190:ALA:HB1	2.55	0.42
1:D:215:SER:OG	2:D:385:HOH:O	2.22	0.42
1:A:164:TYR:CE1	1:A:190:ALA:HB1	2.54	0.42
1:B:58:GLU:HG2	1:B:65:ARG:HA	2.01	0.42
1:B:164:TYR:CE1	1:B:190:ALA:HB1	2.55	0.42
1:B:245:THR:HA	1:B:246:PRO:HD3	1.89	0.42
1:C:49:ALA:O	1:C:53:ALA:N	2.53	0.42
1:A:56:SER:O	1:A:58:GLU:N	2.53	0.42
1:A:188:ILE:HG23	1:A:259:ILE:HG13	2.01	0.42
1:B:31:GLU:CD	1:B:34:ARG:HE	2.22	0.42
1:C:216:SER:HA	1:C:247:HIS:HA	2.01	0.42

Continued on next page...

Continued from previous page...

Atom-1	Atom-2	Interatomic distance (Å)	Clash overlap (Å)
1:D:49:ALA:HB2	1:D:72:LEU:HD13	2.02	0.42
1:D:99:ILE:HG22	1:D:136:LEU:HD21	2.02	0.42
1:D:225:VAL:N	1:D:226:PRO:HD2	2.35	0.42
1:A:82:THR:HG21	2:A:559:HOH:O	2.19	0.42
1:C:353:LEU:HD12	2:D:456:HOH:O	2.20	0.42
1:D:58:GLU:HG2	1:D:65:ARG:HA	2.02	0.42
1:B:287:LYS:HB2	1:B:307:HIS:CD2	2.54	0.42
1:C:227:GLU:HB2	2:C:548:HOH:O	2.19	0.42
1:C:149:ARG:HD3	2:C:457:HOH:O	2.20	0.41
1:B:225:VAL:N	1:B:226:PRO:HD2	2.35	0.41
1:D:228:ILE:O	1:D:232:LEU:HG	2.20	0.41
1:D:239:LYS:NZ	1:D:240:VAL:O	2.52	0.41
1:D:303:SER:C	1:D:329:VAL:HG11	2.40	0.41
1:B:89:CYS:O	1:B:90:LEU:C	2.59	0.41
1:A:95:THR:HG21	1:A:110:ASP:OD2	2.20	0.41
1:A:168:ILE:O	1:A:171:PRO:HG2	2.20	0.41
1:B:37:ALA:HB2	1:B:67:GLN:NE2	2.34	0.41
1:B:216:SER:HA	1:B:247:HIS:HA	2.02	0.41
1:C:147:ILE:HD12	1:C:173:VAL:HG11	2.02	0.41
1:C:172:LEU:O	1:C:176:LEU:HD12	2.20	0.41
1:C:332:ALA:HB2	2:C:406:HOH:O	2.18	0.41
1:B:190:ALA:N	1:B:245:THR:O	2.52	0.41
1:D:186:ILE:HG22	1:D:188:ILE:HD11	2.02	0.41
1:B:42:PHE:HE2	1:B:340:LEU:HG	1.84	0.41
1:B:148:LEU:O	1:B:152:ILE:HG13	2.20	0.41
1:D:277:LYS:O	1:D:281:GLU:HG2	2.20	0.41
1:A:274:GLN:HE22	1:A:277:LYS:CE	2.32	0.41
1:D:55:GLN:HB3	1:D:59:SER:OG	2.19	0.41
1:A:147:ILE:HD11	1:A:280:TYR:OH	2.20	0.41
1:C:47:MET:HE3	1:C:57:MET:HB2	2.01	0.41
1:C:194:VAL:O	1:C:194:VAL:HG22	2.20	0.41
1:B:270:GLU:CD	1:B:270:GLU:H	2.24	0.41
1:C:104:THR:HA	1:C:156:ARG:NH1	2.34	0.41
1:C:326:ASP:OD1	1:C:326:ASP:C	2.59	0.41
1:D:140:VAL:HG22	1:D:157:LEU:HD23	2.01	0.41
1:A:125:GLU:HG3	1:A:126:TRP:CD1	2.55	0.41
1:A:195:SER:OG	1:A:328:LEU:HD11	2.19	0.41
1:B:140:VAL:HG22	1:B:157:LEU:CD2	2.45	0.41
1:B:199:ARG:O	1:B:199:ARG:HG2	2.20	0.41
1:C:126:TRP:CG	1:C:226:PRO:HG3	2.55	0.41
1:A:259:ILE:HG22	1:A:261:VAL:HG13	2.01	0.41

Continued on next page...

Continued from previous page...

Atom-1	Atom-2	Interatomic distance (Å)	Clash overlap (Å)
1:B:302:GLY:N	1:B:326:ASP:OD2	2.38	0.41
1:D:51:ARG:HH11	1:D:51:ARG:HG2	1.85	0.41
1:D:214:ILE:HG22	1:D:250:PRO:HD3	2.01	0.41
1:A:103:PRO:HD2	1:A:106:LEU:HD12	2.01	0.41
1:B:96:GLN:HG3	2:B:429:HOH:O	2.19	0.41
1:B:186:ILE:HG12	1:B:261:VAL:HG12	2.01	0.41
1:D:146:GLU:HG2	1:D:286:VAL:CG2	2.49	0.41
1:A:65:ARG:NE	2:A:558:HOH:O	2.43	0.41
1:A:168:ILE:CD1	1:A:188:ILE:HG21	2.49	0.41
1:B:15:LYS:NZ	2:B:512:HOH:O	2.47	0.41
1:B:325:ILE:HD12	1:B:327:ASN:N	2.35	0.41
1:C:18:ARG:HH11	1:C:45:THR:HB	1.84	0.41
1:D:66:ALA:N	2:D:367:HOH:O	2.50	0.41
1:D:297:THR:CG2	2:D:360:HOH:O	2.60	0.41
1:A:256:GLN:HB2	1:A:324:VAL:HG12	2.02	0.41
1:B:27:TYR:OH	1:D:208:SER:HB2	2.19	0.41
1:B:222:HIS:C	1:B:224:HIS:H	2.22	0.41
1:B:280:TYR:HB3	1:B:286:VAL:HB	2.02	0.41
1:C:161:PRO:CG	1:C:335:GLN:HE21	2.31	0.41
1:D:164:TYR:CZ	1:D:192:SER:HB3	2.55	0.41
1:A:22:LEU:HD11	1:A:80:PHE:CZ	2.56	0.41
1:A:167:THR:HG21	1:A:255:MET:HG2	2.02	0.41
1:A:180:LEU:HB3	1:A:272:LEU:HD23	2.02	0.41
1:A:188:ILE:O	1:A:244:PHE:HA	2.20	0.41
1:A:330:LYS:NZ	1:A:338:GLN:OE1	2.52	0.41
1:B:173:VAL:HB	1:B:174:PRO:HD3	2.02	0.41
1:D:146:GLU:HG3	1:D:283:GLU:OE1	2.20	0.41
1:B:161:PRO:HG2	1:B:335:GLN:NE2	2.35	0.41
1:D:50:ASP:HB3	2:D:534:HOH:O	2.20	0.41
1:C:36:LEU:HD12	1:C:44:VAL:HG22	2.02	0.41
1:C:102:LEU:HD12	1:C:108:ILE:HD13	2.02	0.41
1:C:295:PRO:HG2	1:C:322:ILE:CG2	2.50	0.41
1:D:19:ILE:CD1	1:D:85:ALA:HB3	2.51	0.41
1:A:215:SER:OG	1:D:296:ARG:HG2	2.20	0.41
1:C:96:GLN:HG2	1:C:115:PHE:CE2	2.56	0.41
1:D:194:VAL:HG22	1:D:194:VAL:O	2.20	0.41
1:A:165:PRO:HD3	1:A:224:HIS:ND1	2.35	0.41
1:B:57:MET:HG3	1:B:64:LEU:HD12	2.02	0.41
1:B:273:HIS:HE1	1:B:277:LYS:HD3	1.84	0.41
1:C:42:PHE:N	1:C:42:PHE:CD1	2.88	0.41
1:C:89:CYS:SG	1:C:111:LEU:HD22	2.60	0.41

Continued on next page...

Continued from previous page...

Atom-1	Atom-2	Interatomic distance (Å)	Clash overlap (Å)
1:C:119:ASN:HB3	1:C:122:GLU:OE2	2.20	0.41
1:A:182:LYS:HB3	1:A:184:GLU:OE2	2.20	0.41
1:B:169:GLN:O	1:B:173:VAL:HG23	2.21	0.41
1:D:255:MET:HB3	1:D:325:ILE:CD1	2.50	0.41
1:B:52:LYS:HB3	1:B:55:GLN:OE1	2.20	0.41
1:B:175:LEU:HD22	1:B:272:LEU:HD22	2.01	0.41
1:C:75:VAL:O	1:C:78:ALA:HB3	2.21	0.41
1:D:131:HIS:O	1:D:134:VAL:HG23	2.20	0.41
1:D:146:GLU:HA	1:D:149:ARG:CZ	2.51	0.41
1:A:90:LEU:HB3	1:A:91:PRO:CD	2.50	0.41
1:A:125:GLU:HG3	1:A:126:TRP:CD1	2.55	0.41
1:A:183:HIS:HE1	2:A:604:HOH:O	2.02	0.41
1:B:120:ILE:HG22	2:B:434:HOH:O	2.20	0.41
1:C:83:VAL:HG12	1:C:84:ASP:N	2.35	0.41
1:D:94:THR:HA	2:D:537:HOH:O	2.21	0.41
1:A:68:LYS:HD2	1:A:68:LYS:N	2.35	0.41
1:A:119:ASN:HB3	1:A:122:GLU:HB2	2.02	0.41
1:C:58:GLU:CD	1:C:65:ARG:HA	2.40	0.41
1:B:110:ASP:CG	1:B:112:SER:HG	2.24	0.41
1:C:36:LEU:HD12	1:C:44:VAL:CG2	2.50	0.41
1:C:62:PRO:HD2	2:C:402:HOH:O	2.18	0.41
1:D:21:LEU:HD22	1:D:33:VAL:HG23	2.02	0.41
1:D:58:GLU:HG3	1:D:65:ARG:HA	2.02	0.41
1:A:215:SER:CB	1:D:296:ARG:HD2	2.51	0.41
1:C:49:ALA:O	1:C:53:ALA:N	2.53	0.41
1:C:95:THR:HG22	1:C:99:ILE:HD12	2.02	0.41
1:C:142:TYR:HB3	1:C:148:LEU:HD22	2.03	0.41
1:B:283:GLU:OE1	1:B:283:GLU:HA	2.20	0.41
1:C:214:ILE:HG22	1:C:250:PRO:HD3	2.01	0.41
1:D:106:LEU:O	1:D:156:ARG:HG2	2.20	0.41
1:A:183:HIS:CE1	2:A:599:HOH:O	2.72	0.41
1:B:31:GLU:HG3	1:B:328:LEU:HB3	2.02	0.41
1:B:124:GLU:CG	1:B:130:PRO:HA	2.50	0.41
1:B:280:TYR:HD1	1:B:283:GLU:HG3	1.85	0.41
1:C:168:ILE:CD1	1:C:188:ILE:HG21	2.50	0.41
1:D:311:PHE:CD1	1:D:311:PHE:N	2.88	0.41
1:C:306:CYS:HA	1:C:324:VAL:O	2.20	0.41
1:A:22:LEU:HD13	1:A:86:VAL:HG11	2.02	0.41
1:A:273:HIS:CD2	1:A:291:GLU:HG3	2.55	0.41
1:D:311:PHE:CD1	1:D:311:PHE:N	2.88	0.41
1:C:18:ARG:HB2	1:C:83:VAL:HA	2.02	0.41

Continued on next page...

Continued from previous page...

Atom-1	Atom-2	Interatomic distance (Å)	Clash overlap (Å)
1:D:17:ILE:HB	1:D:42:PHE:CD1	2.55	0.41
1:B:120:ILE:HG22	2:B:433:HOH:O	2.21	0.41
1:B:170:LEU:CB	1:B:171:PRO:HD3	2.47	0.41
1:D:126:TRP:HZ3	1:D:221:ARG:HG3	1.85	0.41
1:D:342:ILE:O	1:D:344:LEU:N	2.53	0.41
1:A:65:ARG:NH1	1:B:287:LYS:HD2	2.34	0.41
1:C:22:LEU:HD11	1:C:80:PHE:HE2	1.85	0.41
1:C:193:GLY:HA3	1:C:252:ILE:O	2.20	0.41
1:D:106:LEU:O	1:D:156:ARG:HG2	2.21	0.41
1:A:214:ILE:HD13	1:D:251:MET:HE1	2.01	0.41
1:A:296:ARG:NH1	2:A:524:HOH:O	2.24	0.41
1:B:19:ILE:HG13	1:B:42:PHE:HB3	2.03	0.41
1:D:34:ARG:HH22	1:D:329:VAL:CG2	2.30	0.41
1:D:136:LEU:HD12	1:D:139:GLU:CG	2.51	0.41
1:A:95:THR:CG2	1:A:99:ILE:HD12	2.51	0.41
1:A:294:VAL:HG11	1:D:216:SER:O	2.21	0.41
1:B:218:GLY:HA3	1:B:222:HIS:HD2	1.84	0.41
1:B:237:GLN:O	1:B:238:SER:CB	2.68	0.41
1:B:274:GLN:HG3	2:B:483:HOH:O	2.19	0.41
1:A:39:HIS:HE1	1:A:41:HIS:HB2	1.85	0.41
1:B:97:GLU:OE1	1:B:132:LYS:HD3	2.20	0.41
1:B:148:LEU:O	1:B:152:ILE:HG13	2.21	0.41
1:C:24:ALA:HB1	1:C:57:MET:HE1	2.02	0.41
1:A:329:VAL:HG12	1:A:334:GLY:HA3	2.03	0.41
1:B:315:ILE:HD13	1:C:185:ASN:HA	2.02	0.41
1:D:160:ASN:ND2	2:D:370:HOH:O	2.53	0.41
1:D:191:LYS:HD2	1:D:191:LYS:N	2.35	0.41
1:A:57:MET:HG2	1:A:64:LEU:HD12	2.02	0.41
1:B:225:VAL:N	1:B:226:PRO:HD2	2.35	0.41
1:B:322:ILE:HG21	2:B:360:HOH:O	2.19	0.41
1:C:287:LYS:CB	1:D:65:ARG:HD2	2.51	0.41
1:C:293:VAL:O	1:C:295:PRO:HD3	2.20	0.41
1:B:36:LEU:HD12	1:B:44:VAL:CG2	2.51	0.41
1:C:23:GLY:HA3	1:C:90:LEU:HD23	2.02	0.41
1:C:262:GLU:CD	2:C:476:HOH:O	2.57	0.41
1:B:118:ARG:NH2	1:B:234:ASP:OD2	2.53	0.41
1:D:199:ARG:O	1:D:199:ARG:HG2	2.20	0.41
1:D:58:GLU:HG2	1:D:62:PRO:HA	2.03	0.41
1:C:204:ALA:O	1:C:210:ILE:HD11	2.20	0.41
1:A:153:LYS:HG2	1:A:342:ILE:HB	2.03	0.41
1:C:61:PHE:HB3	1:C:63:HIS:CE1	2.56	0.41

Continued on next page...

Continued from previous page...

Atom-1	Atom-2	Interatomic distance (Å)	Clash overlap (Å)
1:D:148:LEU:O	1:D:152:ILE:HG13	2.21	0.41
1:A:140:VAL:HG22	1:A:157:LEU:HD23	2.02	0.41
1:B:191:LYS:O	1:B:255:MET:HA	2.21	0.41
1:D:194:VAL:HA	1:D:248:LEU:HD11	2.03	0.41
1:A:22:LEU:N	1:A:22:LEU:HD12	2.36	0.41
1:A:97:GLU:CD	2:A:448:HOH:O	2.59	0.41
2:A:416:HOH:O	1:B:34:ARG:HD3	2.20	0.41
1:B:192:SER:HB2	1:B:255:MET:CE	2.49	0.41
1:B:277:LYS:O	1:B:281:GLU:HB3	2.21	0.41
1:C:99:ILE:HA	1:C:102:LEU:HG	2.02	0.41
1:C:160:ASN:HA	1:C:161:PRO:HD2	1.76	0.41
1:D:130:PRO:N	1:D:132:LYS:HZ2	2.19	0.41
1:B:337:LEU:HD23	1:B:352:LEU:HD21	2.03	0.41
1:B:98:ILE:O	1:B:102:LEU:HG	2.19	0.41
1:D:203:GLU:O	1:D:209:GLU:HG3	2.20	0.41
1:A:251:MET:CE	1:D:214:ILE:HG23	2.51	0.41
1:B:182:LYS:HD2	1:B:262:GLU:HG2	2.03	0.41
1:A:22:LEU:HD13	1:A:86:VAL:HG13	2.03	0.41
1:C:65:ARG:NH2	2:C:373:HOH:O	2.53	0.41
1:C:191:LYS:NZ	1:C:256:GLN:C	2.74	0.41
1:C:295:PRO:HG2	1:C:322:ILE:CG2	2.50	0.41
1:A:27:TYR:O	1:A:30:ALA:HB3	2.20	0.41
1:C:168:ILE:O	1:C:171:PRO:HD2	2.21	0.41
1:C:172:LEU:HD21	1:C:259:ILE:HG21	2.02	0.41
1:A:51:ARG:NE	2:A:555:HOH:O	2.45	0.41
1:A:156:ARG:NH2	2:A:405:HOH:O	2.54	0.41
1:B:219:VAL:CG1	1:B:220:THR:N	2.83	0.41
1:C:241:THR:O	2:C:365:HOH:O	2.21	0.41
1:A:219:VAL:HG11	1:D:311:PHE:CG	2.55	0.41
1:B:48:THR:HA	1:B:73:VAL:O	2.21	0.41
1:C:99:ILE:CD1	1:C:110:ASP:HB2	2.50	0.41
1:A:95:THR:HG21	1:A:110:ASP:CG	2.41	0.41
1:B:181:ILE:HA	1:B:263:MET:HA	2.02	0.41
1:D:52:LYS:NZ	2:D:521:HOH:O	2.50	0.41
1:D:268:ARG:HB3	1:D:270:GLU:OE1	2.20	0.41
1:A:16:ASP:HB2	1:A:41:HIS:HB3	2.01	0.41
1:C:69:LEU:HA	1:C:70:PRO:HD3	1.84	0.41
1:A:51:ARG:HG3	2:A:563:HOH:O	2.20	0.41
1:A:211:ALA:HB2	1:C:207:TYR:CE2	2.55	0.41
1:B:95:THR:HG21	1:B:110:ASP:OD2	2.20	0.41
1:C:328:LEU:O	1:C:332:ALA:HB3	2.21	0.41

Continued on next page...

Continued from previous page...

Atom-1	Atom-2	Interatomic distance (Å)	Clash overlap (Å)
1:D:96:GLN:HA	1:D:96:GLN:NE2	2.36	0.41
1:D:156:ARG:HG2	1:D:157:LEU:N	2.35	0.41
1:A:22:LEU:HA	1:A:48:THR:HB	2.03	0.41
1:C:211:ALA:O	1:C:212:GLU:HB2	2.21	0.41
1:B:247:HIS:HB3	1:B:249:MET:HE1	2.03	0.41
1:D:96:GLN:HG2	1:D:115:PHE:CZ	2.55	0.41
1:B:148:LEU:N	1:B:148:LEU:CD1	2.83	0.41
1:D:273:HIS:O	1:D:277:LYS:HB2	2.20	0.41
1:B:104:THR:O	1:B:156:ARG:HD2	2.21	0.41
1:B:137:GLN:HA	1:B:140:VAL:HG23	2.02	0.41
1:A:135:GLU:OE1	1:A:138:LYS:NZ	2.47	0.41
1:A:180:LEU:HB3	1:A:272:LEU:HD23	2.03	0.41
1:A:52:LYS:HG2	1:A:55:GLN:HE22	1.85	0.41
1:B:313:ASP:CB	1:B:318:ARG:O	2.69	0.41
1:C:152:ILE:HD13	1:C:339:ASN:OD1	2.20	0.41
1:C:194:VAL:O	1:C:194:VAL:HG22	2.20	0.41
1:D:296:ARG:NH1	2:D:427:HOH:O	2.54	0.41
1:D:353:LEU:HB2	2:D:458:HOH:O	2.19	0.41
1:B:49:ALA:O	1:B:50:ASP:C	2.59	0.41
1:C:168:ILE:O	1:C:171:PRO:HD2	2.21	0.41
1:D:239:LYS:HD2	1:D:240:VAL:H	1.84	0.41
1:A:36:LEU:HD12	1:A:44:VAL:CG2	2.51	0.41
1:A:88:CYS:HB3	1:A:110:ASP:CB	2.51	0.41
1:B:296:ARG:HB2	1:B:299:ASN:ND2	2.36	0.41
1:C:117:LEU:HD21	1:C:226:PRO:HB2	2.02	0.41
1:D:38:ASN:ND2	2:D:413:HOH:O	2.51	0.41
1:A:135:GLU:HB2	2:A:571:HOH:O	2.20	0.41
1:A:190:ALA:C	1:A:191:LYS:HD2	2.41	0.41
1:D:180:LEU:HB3	1:D:272:LEU:CD2	2.51	0.41
1:A:127:TYR:CE1	1:A:223:ARG:HD3	2.56	0.41
1:A:180:LEU:HB3	1:A:272:LEU:HD23	2.03	0.41
1:A:214:ILE:HD12	1:D:256:GLN:HB2	2.02	0.41
1:A:249:MET:SD	1:D:214:ILE:HG21	2.60	0.41
1:B:168:ILE:O	1:B:171:PRO:HD2	2.21	0.41
1:B:193:GLY:O	1:B:195:SER:N	2.53	0.41
1:B:301:ARG:NH2	1:B:359:PRO:OXT	2.51	0.41
1:C:268:ARG:HB3	1:C:270:GLU:OE1	2.21	0.41
1:D:306:CYS:HA	1:D:324:VAL:O	2.21	0.41
1:A:115:PHE:HA	1:A:137:GLN:OE1	2.21	0.41
1:A:178:ALA:HB2	1:A:275:GLN:HE21	1.85	0.41
1:B:300:VAL:HG12	1:B:307:HIS:CE1	2.56	0.41

Continued on next page...

Continued from previous page...

Atom-1	Atom-2	Interatomic distance (Å)	Clash overlap (Å)
1:B:303:SER:HB3	1:B:356:PRO:HG3	2.03	0.41
1:C:194:VAL:O	1:C:196:GLY:N	2.53	0.41
1:D:145:THR:HA	1:D:152:ILE:HD12	2.03	0.41
1:D:263:MET:N	1:D:317:GLY:O	2.42	0.41
1:D:357:LEU:HD12	1:D:357:LEU:HA	1.89	0.41
1:A:199:ARG:O	1:A:199:ARG:HG2	2.21	0.41
1:A:244:PHE:CZ	1:A:246:PRO:HG3	2.55	0.41
1:B:22:LEU:HD21	1:B:80:PHE:CZ	2.55	0.41
1:B:115:PHE:O	1:B:140:VAL:HG11	2.20	0.41
1:B:223:ARG:O	1:B:226:PRO:HD2	2.21	0.41
1:B:277:LYS:O	1:B:281:GLU:HB3	2.20	0.41
1:C:231:GLY:O	1:C:235:VAL:HG23	2.21	0.41
1:C:340:LEU:HD11	1:C:344:LEU:HD11	2.03	0.41
1:D:131:HIS:HB3	1:D:134:VAL:CG2	2.51	0.41
1:A:273:HIS:CG	1:A:291:GLU:HG3	2.56	0.41
1:B:96:GLN:CG	1:B:114:ASP:HB3	2.51	0.41
1:C:306:CYS:HB2	1:C:325:ILE:HG22	2.03	0.41
1:D:22:LEU:HD12	1:D:88:CYS:SG	2.60	0.41
1:D:77:ASP:O	1:D:78:ALA:C	2.59	0.41
1:D:347:PRO:O	1:D:350:THR:OG1	2.28	0.41
1:A:119:ASN:HB3	1:A:122:GLU:HB2	2.03	0.41
1:A:165:PRO:HD3	1:A:224:HIS:ND1	2.36	0.41
1:A:213:GLY:HA3	1:D:298:HIS:CD2	2.56	0.41
1:B:76:LYS:N	1:B:76:LYS:HD2	2.36	0.41
1:B:349:THR:O	1:B:350:THR:C	2.59	0.41
1:C:82:THR:O	1:C:82:THR:HG22	2.20	0.41
1:A:115:PHE:HB3	1:A:140:VAL:HG11	2.01	0.41
1:A:306:CYS:HB2	1:A:325:ILE:HG22	2.01	0.41
1:B:62:PRO:O	1:B:65:ARG:HG2	2.21	0.41
1:B:232:LEU:HA	1:B:235:VAL:HG23	2.03	0.41
1:B:267:VAL:HG13	1:B:271:ASP:HB2	2.03	0.41
1:C:21:LEU:HD11	1:C:89:CYS:SG	2.61	0.41
1:C:28:THR:CG2	1:C:111:LEU:HD22	2.51	0.41
1:C:83:VAL:HG12	1:C:85:ALA:H	1.85	0.41
1:C:96:GLN:HA	1:C:115:PHE:CZ	2.56	0.41
1:D:28:THR:HG21	1:D:111:LEU:HD22	2.03	0.41
1:B:97:GLU:HG2	1:B:132:LYS:HE3	2.02	0.41
1:B:268:ARG:HB3	1:B:270:GLU:OE2	2.21	0.41
1:D:132:LYS:HE3	1:D:132:LYS:HB2	1.88	0.41
1:D:324:VAL:O	1:D:325:ILE:HG23	2.21	0.41
1:A:48:THR:CB	1:A:75:VAL:HG22	2.51	0.41

Continued on next page...

Continued from previous page...

Atom-1	Atom-2	Interatomic distance (Å)	Clash overlap (Å)
1:A:75:VAL:HG23	2:A:561:HOH:O	2.19	0.41
1:A:152:ILE:HG23	1:A:158:VAL:HG21	2.02	0.41
1:B:69:LEU:HB3	1:B:70:PRO:HD2	2.01	0.41
1:B:182:LYS:HD2	1:B:262:GLU:CD	2.42	0.41
1:B:191:LYS:NZ	1:C:189:ASP:OD1	2.54	0.41
1:B:359:PRO:HB3	1:C:208:SER:O	2.21	0.41
1:A:126:TRP:CG	1:A:226:PRO:HG3	2.56	0.41
1:A:311:PHE:CD1	1:A:311:PHE:N	2.89	0.41
1:B:225:VAL:HG11	1:C:314:ARG:CZ	2.51	0.41
1:C:148:LEU:HD12	1:C:148:LEU:N	2.36	0.41
1:C:182:LYS:NZ	2:C:467:HOH:O	2.49	0.41
1:D:231:GLY:O	1:D:235:VAL:HG23	2.21	0.41
1:D:310:VAL:HG22	1:D:321:ILE:HG12	2.02	0.41
1:B:222:HIS:ND1	1:B:244:PHE:HE2	2.19	0.41
1:D:48:THR:CB	1:D:75:VAL:HG22	2.51	0.41
1:A:315:ILE:HD12	1:D:243:SER:HB2	2.03	0.41
1:B:117:LEU:HD13	1:B:122:GLU:CB	2.42	0.41
1:B:287:LYS:O	1:B:288:VAL:C	2.59	0.41
1:D:132:LYS:N	1:D:132:LYS:CD	2.83	0.41
1:D:225:VAL:N	1:D:226:PRO:HD2	2.36	0.41
1:D:225:VAL:O	1:D:229:GLU:HG3	2.21	0.41
1:A:17:ILE:HG23	1:A:84:ASP:HB2	2.03	0.41
1:A:156:ARG:NH2	2:A:405:HOH:O	2.54	0.41
1:A:180:LEU:HB3	1:A:272:LEU:HD23	2.03	0.41
1:D:307:HIS:O	1:D:324:VAL:HG22	2.21	0.41
1:B:52:LYS:HD3	1:B:60:VAL:HG22	2.03	0.40
1:B:357:LEU:HD12	1:B:357:LEU:HA	1.93	0.40
1:A:329:VAL:HG12	1:A:334:GLY:HA3	2.03	0.40
1:B:208:SER:HB2	1:D:27:TYR:OH	2.21	0.40
1:C:49:ALA:HB3	1:C:72:LEU:HD13	2.03	0.40
1:D:178:ALA:HB2	1:D:275:GLN:NE2	2.36	0.40
1:A:37:ALA:HB2	1:A:67:GLN:HE22	1.86	0.40
1:A:164:TYR:HB2	1:A:224:HIS:ND1	2.36	0.40
1:A:214:ILE:N	1:D:298:HIS:CE1	2.88	0.40
1:B:118:ARG:CB	1:B:118:ARG:NH1	2.84	0.40
1:D:141:VAL:HG21	1:D:155:ALA:HB2	2.03	0.40
1:B:86:VAL:HB	1:B:108:ILE:HA	2.03	0.40
1:B:237:GLN:O	1:B:238:SER:HB2	2.21	0.40
1:D:80:PHE:C	1:D:82:THR:H	2.24	0.40
1:D:132:LYS:HE2	2:D:545:HOH:O	2.21	0.40
1:A:259:ILE:HG22	1:A:261:VAL:HG13	2.03	0.40

Continued on next page...

Continued from previous page...

Atom-1	Atom-2	Interatomic distance (Å)	Clash overlap (Å)
1:B:296:ARG:HG2	1:B:298:HIS:ND1	2.36	0.40
1:C:92:HIS:HE1	1:C:123:TYR:OH	2.05	0.40
1:D:281:GLU:HA	2:D:589:HOH:O	2.20	0.40
1:C:42:PHE:N	1:C:42:PHE:CD1	2.88	0.40
1:D:269:THR:HG21	1:D:312:PRO:CB	2.50	0.40
1:A:186:ILE:HB	1:A:242:VAL:HG12	2.02	0.40
1:A:206:LEU:HA	1:C:206:LEU:HA	2.03	0.40
1:A:216:SER:HA	1:A:246:PRO:O	2.21	0.40
1:B:207:TYR:HB2	1:D:207:TYR:HA	2.03	0.40
1:D:164:TYR:CE2	1:D:246:PRO:HB3	2.55	0.40
1:D:232:LEU:CD1	1:D:242:VAL:HG11	2.51	0.40
1:D:62:PRO:O	1:D:64:LEU:N	2.54	0.40
1:D:255:MET:HE3	1:D:327:ASN:CB	2.51	0.40
1:B:347:PRO:HB2	1:B:350:THR:OG1	2.21	0.40
1:D:22:LEU:HA	1:D:48:THR:OG1	2.22	0.40
1:A:95:THR:CG2	1:A:99:ILE:HD12	2.51	0.40
1:A:235:VAL:HG13	1:A:236:ALA:H	1.86	0.40
1:B:192:SER:HB2	1:B:255:MET:HE2	2.03	0.40
1:B:206:LEU:HD21	1:D:200:GLY:O	2.21	0.40
1:C:168:ILE:HD13	1:C:188:ILE:HD13	2.02	0.40
1:D:273:HIS:O	1:D:277:LYS:HB2	2.21	0.40
1:C:56:SER:C	1:C:58:GLU:H	2.24	0.40
1:C:214:ILE:HG22	1:C:249:MET:HG3	2.03	0.40
1:A:52:LYS:HG2	1:A:55:GLN:NE2	2.36	0.40
1:B:118:ARG:CB	1:B:118:ARG:HH11	2.35	0.40
1:C:20:GLY:HA2	1:C:46:LEU:O	2.21	0.40
1:D:180:LEU:HB3	1:D:272:LEU:CD2	2.51	0.40
1:B:96:GLN:HA	1:B:115:PHE:CZ	2.56	0.40
1:D:97:GLU:HG3	1:D:132:LYS:HZ2	1.86	0.40
1:D:136:LEU:C	1:D:138:LYS:N	2.75	0.40
1:A:189:ASP:CG	1:D:191:LYS:HZ1	2.25	0.40
1:B:82:THR:O	1:B:82:THR:HG22	2.21	0.40
1:B:107:LYS:HE3	1:B:343:MET:O	2.21	0.40
1:C:80:PHE:HB2	1:C:103:PRO:HG3	2.03	0.40
1:C:173:VAL:N	1:C:174:PRO:CD	2.84	0.40
1:D:50:ASP:HB3	2:D:533:HOH:O	2.21	0.40
1:A:65:ARG:C	1:A:67:GLN:H	2.24	0.40
1:A:75:VAL:HG23	2:A:560:HOH:O	2.21	0.40
1:A:355:GLN:HB2	1:B:34:ARG:HG3	2.04	0.40
1:C:65:ARG:NH2	2:C:374:HOH:O	2.51	0.40
1:C:23:GLY:O	1:C:89:CYS:HB2	2.21	0.40

Continued on next page...

Continued from previous page...

Atom-1	Atom-2	Interatomic distance (Å)	Clash overlap (Å)
1:A:160:ASN:HA	1:A:161:PRO:HD2	1.81	0.40
1:B:152:ILE:HD13	1:B:339:ASN:OD1	2.22	0.40
2:C:380:HOH:O	1:D:64:LEU:HD23	2.21	0.40
1:D:141:VAL:HG23	1:D:155:ALA:HB2	2.03	0.40
1:D:170:LEU:HA	1:D:170:LEU:HD23	1.89	0.40
1:D:256:GLN:O	1:D:257:SER:C	2.59	0.40
1:A:178:ALA:HB3	1:A:180:LEU:HG	2.02	0.40
1:B:120:ILE:HG22	2:B:434:HOH:O	2.21	0.40
1:A:119:ASN:HB3	1:A:122:GLU:HB2	2.04	0.40
1:A:255:MET:O	1:A:324:VAL:HA	2.21	0.40
1:A:256:GLN:CB	1:D:214:ILE:HD11	2.42	0.40
1:A:311:PHE:CE1	1:A:322:ILE:HD12	2.57	0.40
1:A:329:VAL:HA	1:A:333:SER:HG	1.87	0.40
1:B:173:VAL:CB	1:B:174:PRO:HD3	2.48	0.40
1:D:296:ARG:O	1:D:297:THR:C	2.60	0.40
1:A:165:PRO:HD3	1:A:224:HIS:ND1	2.36	0.40
1:B:61:PHE:HB3	1:B:63:HIS:CE1	2.55	0.40
1:B:167:THR:HG22	1:B:325:ILE:HG12	2.04	0.40
1:B:168:ILE:O	1:B:171:PRO:HD2	2.21	0.40
1:C:187:ILE:HG12	1:C:243:SER:HB3	2.03	0.40
1:D:300:VAL:HG21	1:D:325:ILE:CA	2.50	0.40
1:B:239:LYS:HG2	2:B:480:HOH:O	2.20	0.40
1:B:287:LYS:HB2	1:B:307:HIS:HD2	1.85	0.40
1:C:299:ASN:HB3	1:D:63:HIS:HA	2.02	0.40
1:D:141:VAL:HG11	1:D:151:ASP:HB3	2.04	0.40
1:A:46:LEU:HD21	1:A:78:ALA:HB1	2.02	0.40
1:A:298:HIS:HA	1:A:301:ARG:CD	2.39	0.40
1:B:117:LEU:HA	1:B:230:GLN:OE1	2.21	0.40
1:C:86:VAL:HB	1:C:108:ILE:HG12	2.02	0.40
1:D:144:LEU:CD2	1:D:169:GLN:HB3	2.49	0.40
1:C:52:LYS:HB3	1:C:55:GLN:OE1	2.21	0.40
1:A:52:LYS:HG2	1:A:55:GLN:HE22	1.86	0.40
1:B:22:LEU:HD21	1:B:80:PHE:CZ	2.56	0.40
1:D:306:CYS:HB2	1:D:325:ILE:CG2	2.52	0.40
1:A:199:ARG:O	1:A:199:ARG:HG2	2.22	0.40
1:B:15:LYS:HD3	1:B:40:PRO:C	2.41	0.40
1:B:148:LEU:O	1:B:152:ILE:HG13	2.22	0.40
1:B:154:LYS:H	1:B:154:LYS:HG2	1.70	0.40
1:C:223:ARG:HB2	2:C:396:HOH:O	2.21	0.40
1:C:270:GLU:CD	1:C:270:GLU:H	2.25	0.40
1:C:309:SER:O	1:C:321:ILE:HA	2.22	0.40

Continued on next page...

Continued from previous page...

Atom-1	Atom-2	Interatomic distance (Å)	Clash overlap (Å)
1:A:52:LYS:HG2	1:A:55:GLN:HE22	1.86	0.40
1:A:292:GLY:HA2	1:A:311:PHE:CD2	2.56	0.40
1:B:15:LYS:HB2	1:B:43:GLN:HB2	2.03	0.40
1:B:226:PRO:HA	2:B:406:HOH:O	2.21	0.40
1:C:125:GLU:C	1:C:127:TYR:N	2.75	0.40
1:D:119:ASN:OD1	1:D:121:ALA:HB3	2.21	0.40
1:A:65:ARG:HD2	1:B:307:HIS:CE1	2.56	0.40
1:A:86:VAL:HG12	1:A:87:PHE:N	2.36	0.40
1:B:306:CYS:HA	1:B:325:ILE:HG22	2.04	0.40
1:C:340:LEU:HD12	1:C:340:LEU:HA	1.87	0.40
1:A:48:THR:CG2	2:A:559:HOH:O	2.69	0.40
1:A:178:ALA:HB3	1:A:180:LEU:HG	2.02	0.40
1:C:108:ILE:HG22	1:C:109:VAL:N	2.36	0.40
1:C:237:GLN:CD	2:C:563:HOH:O	2.60	0.40
1:D:76:LYS:NZ	2:D:436:HOH:O	2.55	0.40
1:B:111:LEU:HA	1:B:160:ASN:HB3	2.02	0.40
1:D:304:ASN:HA	1:D:329:VAL:HG12	2.02	0.40
1:A:39:HIS:ND1	1:A:40:PRO:HD2	2.37	0.40
1:A:358:PHE:HA	1:A:359:PRO:HA	1.88	0.40
1:B:22:LEU:HD13	1:B:86:VAL:CG1	2.52	0.40
1:A:178:ALA:HB3	1:A:180:LEU:HG	2.02	0.40
1:C:127:TYR:HE1	1:C:223:ARG:HD3	1.87	0.40
1:D:84:ASP:O	1:D:106:LEU:HD22	2.22	0.40
1:A:115:PHE:HB3	1:A:140:VAL:HG11	2.04	0.40
1:C:285:PHE:CZ	1:C:353:LEU:HD23	2.57	0.40
1:A:213:GLY:HA3	1:D:298:HIS:NE2	2.37	0.40
1:B:110:ASP:OD2	2:B:367:HOH:O	2.22	0.40
1:D:228:ILE:O	1:D:232:LEU:HG	2.21	0.40
1:C:262:GLU:O	1:C:263:MET:O	2.40	0.40
1:B:194:VAL:O	1:B:194:VAL:CG2	2.69	0.40
1:B:220:THR:HG21	2:B:564:HOH:O	2.21	0.40
1:C:125:GLU:HG3	1:C:126:TRP:HD1	1.81	0.40
1:C:248:LEU:O	1:C:249:MET:HE1	2.21	0.40
2:C:378:HOH:O	1:D:64:LEU:HD23	2.22	0.40
1:D:38:ASN:ND2	2:D:409:HOH:O	2.45	0.40
1:B:104:THR:HG22	1:B:104:THR:O	2.21	0.40
1:B:117:LEU:HD21	1:B:226:PRO:HB2	2.04	0.40
1:B:214:ILE:HG22	1:B:250:PRO:HD3	2.03	0.40
1:C:103:PRO:O	1:C:105:ALA:N	2.54	0.40
1:A:303:SER:HB3	1:A:356:PRO:N	2.36	0.40
1:B:120:ILE:HG23	1:B:131:HIS:CB	2.51	0.40

Continued on next page...

Continued from previous page...

Atom-1	Atom-2	Interatomic distance (Å)	Clash overlap (Å)
1:C:287:LYS:HG3	1:D:65:ARG:HD2	2.04	0.40
1:A:42:PHE:CZ	1:A:344:LEU:HD12	2.56	0.40
1:B:67:GLN:NE2	1:B:69:LEU:HD21	2.35	0.40
1:C:214:ILE:HG22	1:C:250:PRO:HD3	2.03	0.40
1:C:285:PHE:HA	1:C:305:TYR:CD1	2.56	0.40
1:D:62:PRO:C	1:D:64:LEU:N	2.73	0.40
1:D:256:GLN:CB	1:D:324:VAL:HG12	2.52	0.40

There are no symmetry-related clashes.

5.3 Torsion angles [i](#)

5.3.1 Protein backbone [i](#)

In the following table, the Percentiles column shows the percent Ramachandran outliers of the chain as a percentile score with respect to all X-ray entries followed by that with respect to entries of similar resolution.

The Analysed column shows the number of residues for which the backbone conformation was analysed, and the total number of residues.

Mol	Chain	Analysed	Favoured	Allowed	Outliers	Percentiles
1	1-A	343/359 (96%)	318 (93%)	22 (6%)	3 (1%)	17 16
1	1-B	343/359 (96%)	311 (91%)	25 (7%)	7 (2%)	7 4
1	1-C	343/359 (96%)	317 (92%)	24 (7%)	2 (1%)	25 26
1	1-D	343/359 (96%)	316 (92%)	19 (6%)	8 (2%)	6 3
1	2-A	343/359 (96%)	316 (92%)	24 (7%)	3 (1%)	17 16
1	2-B	343/359 (96%)	318 (93%)	16 (5%)	9 (3%)	5 3
1	2-C	343/359 (96%)	305 (89%)	30 (9%)	8 (2%)	6 3
1	2-D	343/359 (96%)	315 (92%)	21 (6%)	7 (2%)	7 4
1	3-A	343/359 (96%)	310 (90%)	29 (8%)	4 (1%)	13 10
1	3-B	343/359 (96%)	308 (90%)	26 (8%)	9 (3%)	5 3
1	3-C	343/359 (96%)	304 (89%)	33 (10%)	6 (2%)	9 6
1	3-D	343/359 (96%)	316 (92%)	25 (7%)	2 (1%)	25 26
1	4-A	343/359 (96%)	317 (92%)	22 (6%)	4 (1%)	13 10
1	4-B	343/359 (96%)	299 (87%)	34 (10%)	10 (3%)	4 2

Continued on next page...

Continued from previous page...

Mol	Chain	Analysed	Favoured	Allowed	Outliers	Percentiles	
1	4-C	343/359 (96%)	310 (90%)	24 (7%)	9 (3%)	5	3
1	4-D	343/359 (96%)	312 (91%)	28 (8%)	3 (1%)	17	16
1	5-A	343/359 (96%)	318 (93%)	21 (6%)	4 (1%)	13	10
1	5-B	343/359 (96%)	313 (91%)	22 (6%)	8 (2%)	6	3
1	5-C	343/359 (96%)	311 (91%)	29 (8%)	3 (1%)	17	16
1	5-D	343/359 (96%)	310 (90%)	31 (9%)	2 (1%)	25	26
1	6-A	343/359 (96%)	320 (93%)	18 (5%)	5 (2%)	10	8
1	6-B	343/359 (96%)	301 (88%)	32 (9%)	10 (3%)	4	2
1	6-C	343/359 (96%)	310 (90%)	25 (7%)	8 (2%)	6	3
1	6-D	343/359 (96%)	312 (91%)	29 (8%)	2 (1%)	25	26
1	7-A	343/359 (96%)	316 (92%)	24 (7%)	3 (1%)	17	16
1	7-B	343/359 (96%)	304 (89%)	31 (9%)	8 (2%)	6	3
1	7-C	343/359 (96%)	311 (91%)	28 (8%)	4 (1%)	13	10
1	7-D	343/359 (96%)	309 (90%)	30 (9%)	4 (1%)	13	10
1	8-A	343/359 (96%)	317 (92%)	24 (7%)	2 (1%)	25	26
1	8-B	343/359 (96%)	310 (90%)	25 (7%)	8 (2%)	6	3
1	8-C	343/359 (96%)	308 (90%)	28 (8%)	7 (2%)	7	4
1	8-D	343/359 (96%)	309 (90%)	27 (8%)	7 (2%)	7	4
All	All	10976/11488 (96%)	9971 (91%)	826 (8%)	179 (2%)	9	7

All (179) Ramachandran outliers are listed below:

Mol	Chain	Res	Type
1	1-C	332	ALA
1	1-D	105	ALA
1	1-D	212	GLU
1	2-A	161	PRO
1	2-C	145	THR
1	2-D	197	ALA
1	3-A	327	ASN
1	3-D	332	ALA
1	4-A	145	THR
1	4-B	238	SER
1	4-B	329	VAL
1	4-C	128	GLY
1	4-C	263	MET

Continued on next page...

Continued from previous page...

Mol	Chain	Res	Type
1	4-D	172	LEU
1	4-D	173	VAL
1	5-A	332	ALA
1	5-B	50	ASP
1	6-B	223	ARG
1	7-A	303	SER
1	7-D	115	PHE
1	7-D	145	THR
1	8-A	103	PRO
1	8-B	142	TYR
1	1-B	145	THR
1	1-B	146	GLU
1	1-D	332	ALA
1	2-C	49	ALA
1	2-D	25	SER
1	2-D	133	ALA
1	2-D	194	VAL
1	2-D	220	THR
1	3-A	145	THR
1	3-B	194	VAL
1	3-B	332	ALA
1	3-C	115	PHE
1	3-C	119	ASN
1	3-C	120	ILE
1	3-D	327	ASN
1	4-B	285	PHE
1	4-C	125	GLU
1	4-C	332	ALA
1	4-D	332	ALA
1	5-B	112	SER
1	5-C	104	THR
1	6-A	222	HIS
1	6-B	49	ALA
1	6-C	46	LEU
1	6-C	104	THR
1	7-B	145	THR
1	7-B	201	ALA
1	7-C	104	THR
1	8-B	144	LEU
1	8-C	41	HIS
1	8-D	82	THR
1	1-A	332	ALA

Continued on next page...

Continued from previous page...

Mol	Chain	Res	Type
1	1-B	106	LEU
1	1-D	145	THR
1	1-D	327	ASN
1	2-B	49	ALA
1	2-B	106	LEU
1	2-B	145	THR
1	2-B	146	GLU
1	2-C	104	THR
1	2-C	133	ALA
1	2-C	146	GLU
1	2-D	211	ALA
1	3-A	114	ASP
1	3-B	76	LYS
1	4-B	75	VAL
1	5-A	114	ASP
1	5-B	145	THR
1	5-B	201	ALA
1	6-B	115	PHE
1	6-C	16	ASP
1	6-C	161	PRO
1	6-C	179	ASN
1	6-D	217	TYR
1	7-A	114	ASP
1	7-A	332	ALA
1	7-B	49	ALA
1	8-B	50	ASP
1	8-B	146	GLU
1	8-B	258	THR
1	8-D	63	HIS
1	1-C	134	VAL
1	1-D	146	GLU
1	1-D	230	GLN
1	1-D	343	MET
1	2-B	300	VAL
1	2-C	183	HIS
1	3-A	216	SER
1	3-B	51	ARG
1	3-B	52	LYS
1	3-C	329	VAL
1	3-C	332	ALA
1	4-A	80	PHE
1	4-A	133	ALA

Continued on next page...

Continued from previous page...

Mol	Chain	Res	Type
1	4-B	119	ASN
1	4-B	301	ARG
1	4-C	103	PRO
1	4-C	329	VAL
1	5-B	332	ALA
1	5-D	145	THR
1	6-A	133	ALA
1	6-A	332	ALA
1	6-B	50	ASP
1	6-B	51	ARG
1	6-B	96	GLN
1	6-C	313	ASP
1	7-B	119	ASN
1	7-B	313	ASP
1	7-C	281	GLU
1	7-D	238	SER
1	8-C	104	THR
1	8-D	332	ALA
1	1-A	220	THR
1	1-B	49	ALA
1	1-B	80	PHE
1	1-B	332	ALA
1	2-A	112	SER
1	2-B	104	THR
1	2-C	332	ALA
1	3-B	49	ALA
1	3-B	50	ASP
1	3-C	104	THR
1	4-B	76	LYS
1	4-B	332	ALA
1	4-C	173	VAL
1	5-A	133	ALA
1	5-D	332	ALA
1	6-A	134	VAL
1	6-C	49	ALA
1	7-B	50	ASP
1	7-B	332	ALA
1	7-B	348	GLU
1	7-C	49	ALA
1	7-C	332	ALA
1	7-D	290	ASP
1	8-A	133	ALA

Continued on next page...

Continued from previous page...

Mol	Chain	Res	Type
1	8-B	332	ALA
1	8-C	49	ALA
1	8-C	124	GLU
1	8-D	103	PRO
1	8-D	171	PRO
1	8-D	238	SER
1	1-A	210	ILE
1	2-D	252	ILE
1	3-B	252	ILE
1	4-C	126	TRP
1	5-B	171	PRO
1	5-C	49	ALA
1	5-C	80	PHE
1	6-B	37	ALA
1	6-B	332	ALA
1	8-B	51	ARG
1	8-C	134	VAL
1	8-C	318	ARG
1	4-A	329	VAL
1	6-A	171	PRO
1	6-D	329	VAL
1	8-B	143	GLY
1	1-B	103	PRO
1	2-A	325	ILE
1	2-B	252	ILE
1	2-B	356	PRO
1	2-C	300	VAL
1	4-B	171	PRO
1	5-A	329	VAL
1	6-B	171	PRO
1	8-D	73	VAL
1	4-C	252	ILE
1	5-B	134	VAL
1	5-B	242	VAL
1	6-C	171	PRO
1	2-B	171	PRO
1	3-B	171	PRO
1	4-B	40	PRO
1	6-B	342	ILE
1	8-C	40	PRO

5.3.2 Protein sidechains [i](#)

In the following table, the Percentiles column shows the percent sidechain outliers of the chain as a percentile score with respect to all X-ray entries followed by that with respect to entries of similar resolution.

The Analysed column shows the number of residues for which the sidechain conformation was analysed, and the total number of residues.

Mol	Chain	Analysed	Rotameric	Outliers	Percentiles	
1	1-A	295/308 (96%)	291 (99%)	4 (1%)	67	80
1	1-B	295/308 (96%)	292 (99%)	3 (1%)	76	86
1	1-C	295/308 (96%)	290 (98%)	5 (2%)	60	74
1	1-D	295/308 (96%)	288 (98%)	7 (2%)	49	62
1	2-A	295/308 (96%)	292 (99%)	3 (1%)	76	86
1	2-B	295/308 (96%)	290 (98%)	5 (2%)	60	74
1	2-C	295/308 (96%)	287 (97%)	8 (3%)	44	57
1	2-D	295/308 (96%)	289 (98%)	6 (2%)	55	69
1	3-A	295/308 (96%)	290 (98%)	5 (2%)	60	74
1	3-B	295/308 (96%)	288 (98%)	7 (2%)	49	62
1	3-C	295/308 (96%)	286 (97%)	9 (3%)	40	51
1	3-D	295/308 (96%)	290 (98%)	5 (2%)	60	74
1	4-A	295/308 (96%)	290 (98%)	5 (2%)	60	74
1	4-B	295/308 (96%)	291 (99%)	4 (1%)	67	80
1	4-C	295/308 (96%)	287 (97%)	8 (3%)	44	57
1	4-D	295/308 (96%)	291 (99%)	4 (1%)	67	80
1	5-A	295/308 (96%)	287 (97%)	8 (3%)	44	57
1	5-B	295/308 (96%)	289 (98%)	6 (2%)	55	69
1	5-C	295/308 (96%)	286 (97%)	9 (3%)	40	51
1	5-D	295/308 (96%)	290 (98%)	5 (2%)	60	74
1	6-A	295/308 (96%)	290 (98%)	5 (2%)	60	74
1	6-B	295/308 (96%)	290 (98%)	5 (2%)	60	74
1	6-C	295/308 (96%)	282 (96%)	13 (4%)	28	35
1	6-D	295/308 (96%)	286 (97%)	9 (3%)	40	51
1	7-A	295/308 (96%)	289 (98%)	6 (2%)	55	69
1	7-B	295/308 (96%)	287 (97%)	8 (3%)	44	57

Continued on next page...

Continued from previous page...

Mol	Chain	Analysed	Rotameric	Outliers	Percentiles	
1	7-C	295/308 (96%)	289 (98%)	6 (2%)	55	69
1	7-D	295/308 (96%)	287 (97%)	8 (3%)	44	57
1	8-A	295/308 (96%)	292 (99%)	3 (1%)	76	86
1	8-B	295/308 (96%)	286 (97%)	9 (3%)	40	51
1	8-C	295/308 (96%)	291 (99%)	4 (1%)	67	80
1	8-D	295/308 (96%)	286 (97%)	9 (3%)	40	51
All	All	9440/9856 (96%)	9239 (98%)	201 (2%)	53	67

All (201) residues with a non-rotameric sidechain are listed below:

Mol	Chain	Res	Type
1	1-A	16	ASP
1	1-A	145	THR
1	1-A	191	LYS
1	1-A	298	HIS
1	1-B	57	MET
1	1-B	65	ARG
1	1-B	112	SER
1	1-C	25	SER
1	1-C	51	ARG
1	1-C	65	ARG
1	1-C	82	THR
1	1-C	298	HIS
1	1-D	96	GLN
1	1-D	114	ASP
1	1-D	145	THR
1	1-D	154	LYS
1	1-D	179	ASN
1	1-D	202	LYS
1	1-D	298	HIS
1	2-A	65	ARG
1	2-A	145	THR
1	2-A	354	HIS
1	2-B	65	ARG
1	2-B	92	HIS
1	2-B	125	GLU
1	2-B	151	ASP
1	2-B	354	HIS
1	2-C	51	ARG
1	2-C	65	ARG

Continued on next page...

Continued from previous page...

Mol	Chain	Res	Type
1	2-C	117	LEU
1	2-C	179	ASN
1	2-C	191	LYS
1	2-C	301	ARG
1	2-C	311	PHE
1	2-C	344	LEU
1	2-D	16	ASP
1	2-D	57	MET
1	2-D	58	GLU
1	2-D	65	ARG
1	2-D	86	VAL
1	2-D	145	THR
1	3-A	65	ARG
1	3-A	77	ASP
1	3-A	169	GLN
1	3-A	183	HIS
1	3-A	184	GLU
1	3-B	16	ASP
1	3-B	57	MET
1	3-B	65	ARG
1	3-B	88	CYS
1	3-B	106	LEU
1	3-B	125	GLU
1	3-B	311	PHE
1	3-C	51	ARG
1	3-C	112	SER
1	3-C	167	THR
1	3-C	191	LYS
1	3-C	223	ARG
1	3-C	234	ASP
1	3-C	249	MET
1	3-C	298	HIS
1	3-C	311	PHE
1	3-D	16	ASP
1	3-D	65	ARG
1	3-D	145	THR
1	3-D	256	GLN
1	3-D	311	PHE
1	4-A	28	THR
1	4-A	65	ARG
1	4-A	151	ASP
1	4-A	298	HIS

Continued on next page...

Continued from previous page...

Mol	Chain	Res	Type
1	4-A	354	HIS
1	4-B	51	ARG
1	4-B	57	MET
1	4-B	65	ARG
1	4-B	185	ASN
1	4-C	51	ARG
1	4-C	65	ARG
1	4-C	82	THR
1	4-C	151	ASP
1	4-C	156	ARG
1	4-C	169	GLN
1	4-C	184	GLU
1	4-C	298	HIS
1	4-D	65	ARG
1	4-D	145	THR
1	4-D	179	ASN
1	4-D	306	CYS
1	5-A	48	THR
1	5-A	65	ARG
1	5-A	145	THR
1	5-A	257	SER
1	5-A	282	ASP
1	5-A	290	ASP
1	5-A	298	HIS
1	5-A	354	HIS
1	5-B	65	ARG
1	5-B	106	LEU
1	5-B	112	SER
1	5-B	167	THR
1	5-B	169	GLN
1	5-B	290	ASP
1	5-C	16	ASP
1	5-C	43	GLN
1	5-C	51	ARG
1	5-C	57	MET
1	5-C	117	LEU
1	5-C	184	GLU
1	5-C	270	GLU
1	5-C	298	HIS
1	5-C	335	GLN
1	5-D	112	SER
1	5-D	122	GLU

Continued on next page...

Continued from previous page...

Mol	Chain	Res	Type
1	5-D	145	THR
1	5-D	235	VAL
1	5-D	311	PHE
1	6-A	48	THR
1	6-A	65	ARG
1	6-A	145	THR
1	6-A	184	GLU
1	6-A	298	HIS
1	6-B	32	ILE
1	6-B	65	ARG
1	6-B	106	LEU
1	6-B	112	SER
1	6-B	270	GLU
1	6-C	16	ASP
1	6-C	43	GLN
1	6-C	51	ARG
1	6-C	57	MET
1	6-C	79	ASP
1	6-C	112	SER
1	6-C	163	CYS
1	6-C	169	GLN
1	6-C	179	ASN
1	6-C	203	GLU
1	6-C	257	SER
1	6-C	298	HIS
1	6-C	310	VAL
1	6-D	57	MET
1	6-D	65	ARG
1	6-D	112	SER
1	6-D	114	ASP
1	6-D	145	THR
1	6-D	194	VAL
1	6-D	234	ASP
1	6-D	298	HIS
1	6-D	325	ILE
1	7-A	65	ARG
1	7-A	145	THR
1	7-A	185	ASN
1	7-A	191	LYS
1	7-A	256	GLN
1	7-A	306	CYS
1	7-B	57	MET

Continued on next page...

Continued from previous page...

Mol	Chain	Res	Type
1	7-B	65	ARG
1	7-B	92	HIS
1	7-B	112	SER
1	7-B	234	ASP
1	7-B	310	VAL
1	7-B	341	ASN
1	7-B	354	HIS
1	7-C	42	PHE
1	7-C	51	ARG
1	7-C	125	GLU
1	7-C	154	LYS
1	7-C	284	GLU
1	7-C	311	PHE
1	7-D	16	ASP
1	7-D	57	MET
1	7-D	65	ARG
1	7-D	112	SER
1	7-D	151	ASP
1	7-D	223	ARG
1	7-D	282	ASP
1	7-D	306	CYS
1	8-A	65	ARG
1	8-A	111	LEU
1	8-A	145	THR
1	8-B	50	ASP
1	8-B	65	ARG
1	8-B	92	HIS
1	8-B	150	GLU
1	8-B	239	LYS
1	8-B	297	THR
1	8-B	298	HIS
1	8-B	311	PHE
1	8-B	354	HIS
1	8-C	51	ARG
1	8-C	298	HIS
1	8-C	344	LEU
1	8-C	354	HIS
1	8-D	57	MET
1	8-D	67	GLN
1	8-D	76	LYS
1	8-D	82	THR
1	8-D	86	VAL

Continued on next page...

Continued from previous page...

Mol	Chain	Res	Type
1	8-D	112	SER
1	8-D	145	THR
1	8-D	223	ARG
1	8-D	296	ARG

Sometimes sidechains can be flipped to improve hydrogen bonding and reduce clashes. All (154) such sidechains are listed below:

Mol	Chain	Res	Type
1	1-A	55	GLN
1	1-A	63	HIS
1	1-A	67	GLN
1	1-A	129	GLN
1	1-A	185	ASN
1	1-A	237	GLN
1	1-A	273	HIS
1	1-B	55	GLN
1	1-B	237	GLN
1	1-B	275	GLN
1	1-B	307	HIS
1	1-B	355	GLN
1	1-C	63	HIS
1	1-C	92	HIS
1	1-C	129	GLN
1	1-C	205	ASN
1	1-C	307	HIS
1	1-D	55	GLN
1	1-D	63	HIS
1	1-D	96	GLN
1	1-D	205	ASN
1	1-D	256	GLN
1	1-D	275	GLN
1	2-A	67	GLN
1	2-A	185	ASN
1	2-A	237	GLN
1	2-A	275	GLN
1	2-B	55	GLN
1	2-B	237	GLN
1	2-B	275	GLN
1	2-C	63	HIS
1	2-C	67	GLN
1	2-C	129	GLN
1	2-C	341	ASN

Continued on next page...

Continued from previous page...

Mol	Chain	Res	Type
1	2-C	354	HIS
1	2-D	129	GLN
1	2-D	205	ASN
1	3-A	63	HIS
1	3-A	67	GLN
1	3-A	129	GLN
1	3-A	169	GLN
1	3-A	237	GLN
1	3-B	55	GLN
1	3-B	179	ASN
1	3-B	205	ASN
1	3-B	237	GLN
1	3-B	256	GLN
1	3-B	275	GLN
1	3-B	299	ASN
1	3-C	205	ASN
1	3-C	230	GLN
1	3-D	63	HIS
1	3-D	92	HIS
1	3-D	205	ASN
1	3-D	256	GLN
1	4-A	67	GLN
1	4-A	237	GLN
1	4-A	275	GLN
1	4-B	38	ASN
1	4-B	55	GLN
1	4-B	224	HIS
1	4-B	237	GLN
1	4-B	273	HIS
1	4-B	274	GLN
1	4-B	275	GLN
1	4-B	299	ASN
1	4-B	339	ASN
1	4-B	354	HIS
1	4-C	43	GLN
1	4-C	55	GLN
1	4-C	63	HIS
1	4-C	169	GLN
1	4-C	183	HIS
1	4-D	129	GLN
1	4-D	205	ASN
1	4-D	274	GLN

Continued on next page...

Continued from previous page...

Mol	Chain	Res	Type
1	4-D	275	GLN
1	4-D	355	GLN
1	5-A	185	ASN
1	5-A	237	GLN
1	5-A	256	GLN
1	5-A	274	GLN
1	5-B	55	GLN
1	5-B	237	GLN
1	5-B	274	GLN
1	5-B	307	HIS
1	5-C	55	GLN
1	5-C	92	HIS
1	5-C	129	GLN
1	5-C	185	ASN
1	5-C	275	GLN
1	5-C	354	HIS
1	5-D	41	HIS
1	5-D	183	HIS
1	5-D	299	ASN
1	6-A	55	GLN
1	6-A	67	GLN
1	6-A	169	GLN
1	6-A	237	GLN
1	6-A	273	HIS
1	6-A	307	HIS
1	6-B	237	GLN
1	6-B	256	GLN
1	6-B	273	HIS
1	6-B	275	GLN
1	6-C	169	GLN
1	6-C	256	GLN
1	6-C	354	HIS
1	6-D	129	GLN
1	6-D	205	ASN
1	6-D	275	GLN
1	6-D	354	HIS
1	7-A	41	HIS
1	7-A	55	GLN
1	7-A	185	ASN
1	7-A	237	GLN
1	7-A	274	GLN
1	7-A	307	HIS

Continued on next page...

Continued from previous page...

Mol	Chain	Res	Type
1	7-B	38	ASN
1	7-B	67	GLN
1	7-B	237	GLN
1	7-B	256	GLN
1	7-B	275	GLN
1	7-B	307	HIS
1	7-B	354	HIS
1	7-C	92	HIS
1	7-C	129	GLN
1	7-C	307	HIS
1	7-D	92	HIS
1	7-D	183	HIS
1	7-D	275	GLN
1	7-D	307	HIS
1	8-A	41	HIS
1	8-A	67	GLN
1	8-A	237	GLN
1	8-A	273	HIS
1	8-B	67	GLN
1	8-B	185	ASN
1	8-B	237	GLN
1	8-B	256	GLN
1	8-B	274	GLN
1	8-B	275	GLN
1	8-B	307	HIS
1	8-C	43	GLN
1	8-C	55	GLN
1	8-C	63	HIS
1	8-C	67	GLN
1	8-C	354	HIS
1	8-D	92	HIS
1	8-D	129	GLN
1	8-D	169	GLN
1	8-D	307	HIS
1	8-D	335	GLN
1	8-D	354	HIS

5.3.3 RNA

There are no RNA molecules in this entry.

5.4 Non-standard residues in protein, DNA, RNA chains [i](#)

There are no non-standard protein/DNA/RNA residues in this entry.

5.5 Carbohydrates [i](#)

There are no monosaccharides in this entry.

5.6 Ligand geometry [i](#)

There are no ligands in this entry.

5.7 Other polymers [i](#)

There are no such residues in this entry.

5.8 Polymer linkage issues [i](#)

There are no chain breaks in this entry.

6 Fit of model and data i

6.1 Protein, DNA and RNA chains i

In the following table, the column labelled ‘#RSRZ> 2’ contains the number (and percentage) of RSRZ outliers, followed by percent RSRZ outliers for the chain as percentile scores relative to all X-ray entries and entries of similar resolution. The OWAB column contains the minimum, median, 95th percentile and maximum values of the occupancy-weighted average B-factor per residue. The column labelled ‘Q< 0.9’ lists the number of (and percentage) of residues with an average occupancy less than 0.9.

Mol	Chain	Analysed	<RSRZ>	#RSRZ>2	OWAB(Å ²)	Q<0.9
1	1-A	345/359 (96%)	-0.06	6 (1%) 70 68	17, 30, 56, 67	345 (100%)
1	1-B	345/359 (96%)	0.18	20 (5%) 23 22	14, 31, 60, 98	345 (100%)
1	1-C	345/359 (96%)	0.27	25 (7%) 15 14	16, 31, 65, 88	345 (100%)
1	1-D	345/359 (96%)	0.02	12 (3%) 44 42	16, 30, 57, 94	345 (100%)
1	2-A	345/359 (96%)	-0.06	6 (1%) 70 68	17, 30, 56, 67	345 (100%)
1	2-B	345/359 (96%)	0.18	20 (5%) 23 22	14, 31, 60, 98	345 (100%)
1	2-C	345/359 (96%)	0.27	25 (7%) 15 14	16, 31, 65, 88	345 (100%)
1	2-D	345/359 (96%)	0.02	12 (3%) 44 42	16, 30, 57, 94	345 (100%)
1	3-A	345/359 (96%)	-0.06	6 (1%) 70 68	17, 30, 56, 67	345 (100%)
1	3-B	345/359 (96%)	0.18	20 (5%) 23 22	14, 31, 60, 98	345 (100%)
1	3-C	345/359 (96%)	0.27	25 (7%) 15 14	16, 31, 65, 88	345 (100%)
1	3-D	345/359 (96%)	0.02	12 (3%) 44 42	16, 30, 57, 94	345 (100%)
1	4-A	345/359 (96%)	-0.06	6 (1%) 70 68	17, 30, 56, 67	345 (100%)
1	4-B	345/359 (96%)	0.18	20 (5%) 23 22	14, 31, 60, 98	345 (100%)
1	4-C	345/359 (96%)	0.27	25 (7%) 15 14	16, 31, 65, 88	345 (100%)
1	4-D	345/359 (96%)	0.02	12 (3%) 44 42	16, 30, 57, 94	345 (100%)
1	5-A	345/359 (96%)	-0.06	6 (1%) 70 68	17, 30, 56, 67	345 (100%)
1	5-B	345/359 (96%)	0.18	20 (5%) 23 22	14, 31, 60, 98	345 (100%)
1	5-C	345/359 (96%)	0.27	25 (7%) 15 14	16, 31, 65, 88	345 (100%)
1	5-D	345/359 (96%)	0.02	12 (3%) 44 42	16, 30, 57, 94	345 (100%)
1	6-A	345/359 (96%)	-0.06	6 (1%) 70 68	17, 30, 56, 67	345 (100%)
1	6-B	345/359 (96%)	0.18	20 (5%) 23 22	14, 31, 60, 98	345 (100%)
1	6-C	345/359 (96%)	0.27	25 (7%) 15 14	16, 31, 65, 88	345 (100%)
1	6-D	345/359 (96%)	0.02	12 (3%) 44 42	16, 30, 57, 94	345 (100%)

Continued on next page...

Continued from previous page...

Mol	Chain	Analysed	<RSRZ>	#RSRZ>2	OWAB(Å ²)	Q<0.9
1	7-A	345/359 (96%)	-0.06	6 (1%) 70 68	17, 30, 56, 67	345 (100%)
1	7-B	345/359 (96%)	0.18	20 (5%) 23 22	14, 31, 60, 98	345 (100%)
1	7-C	345/359 (96%)	0.27	25 (7%) 15 14	16, 31, 65, 88	345 (100%)
1	7-D	345/359 (96%)	0.02	12 (3%) 44 42	16, 30, 57, 94	345 (100%)
1	8-A	345/359 (96%)	-0.06	6 (1%) 70 68	17, 30, 56, 67	345 (100%)
1	8-B	345/359 (96%)	0.18	20 (5%) 23 22	14, 31, 60, 98	345 (100%)
1	8-C	345/359 (96%)	0.27	25 (7%) 15 14	16, 31, 65, 88	345 (100%)
1	8-D	345/359 (96%)	0.02	12 (3%) 44 42	16, 30, 57, 94	345 (100%)
All	All	11040/11488 (96%)	0.10	504 (4%) 36 31	14, 30, 60, 98	11040 (100%)

All (504) RSRZ outliers are listed below:

Mol	Chain	Res	Type	RSRZ
1	1-A	93	GLY	6.6
1	2-A	93	GLY	6.6
1	3-A	93	GLY	6.6
1	4-A	93	GLY	6.6
1	5-A	93	GLY	6.6
1	6-A	93	GLY	6.6
1	7-A	93	GLY	6.6
1	8-A	93	GLY	6.6
1	1-B	76	LYS	4.5
1	2-B	76	LYS	4.5
1	3-B	76	LYS	4.5
1	4-B	76	LYS	4.5
1	5-B	76	LYS	4.5
1	6-B	76	LYS	4.5
1	7-B	76	LYS	4.5
1	8-B	76	LYS	4.5
1	1-A	104	THR	3.8
1	2-A	104	THR	3.8
1	3-A	104	THR	3.8
1	4-A	104	THR	3.8
1	5-A	104	THR	3.8
1	6-A	104	THR	3.8
1	7-A	104	THR	3.8
1	8-A	104	THR	3.8
1	1-C	135	GLU	3.8
1	2-C	135	GLU	3.8

Continued on next page...

Continued from previous page...

Mol	Chain	Res	Type	RSRZ
1	3-C	135	GLU	3.8
1	4-C	135	GLU	3.8
1	5-C	135	GLU	3.8
1	6-C	135	GLU	3.8
1	7-C	135	GLU	3.8
1	8-C	135	GLU	3.8
1	1-B	78	ALA	3.7
1	2-B	78	ALA	3.7
1	3-B	78	ALA	3.7
1	4-B	78	ALA	3.7
1	5-B	78	ALA	3.7
1	6-B	78	ALA	3.7
1	7-B	78	ALA	3.7
1	8-B	78	ALA	3.7
1	1-B	278	THR	3.6
1	2-B	278	THR	3.6
1	3-B	278	THR	3.6
1	4-B	278	THR	3.6
1	5-B	278	THR	3.6
1	6-B	278	THR	3.6
1	7-B	278	THR	3.6
1	8-B	278	THR	3.6
1	1-D	51	ARG	3.6
1	2-D	51	ARG	3.6
1	3-D	51	ARG	3.6
1	4-D	51	ARG	3.6
1	5-D	51	ARG	3.6
1	6-D	51	ARG	3.6
1	7-D	51	ARG	3.6
1	8-D	51	ARG	3.6
1	1-C	53	ALA	3.6
1	2-C	53	ALA	3.6
1	3-C	53	ALA	3.6
1	4-C	53	ALA	3.6
1	5-C	53	ALA	3.6
1	6-C	53	ALA	3.6
1	7-C	53	ALA	3.6
1	8-C	53	ALA	3.6
1	1-D	329	VAL	3.6
1	2-D	329	VAL	3.6
1	3-D	329	VAL	3.6
1	4-D	329	VAL	3.6

Continued on next page...

Continued from previous page...

Mol	Chain	Res	Type	RSRZ
1	5-D	329	VAL	3.6
1	6-D	329	VAL	3.6
1	7-D	329	VAL	3.6
1	8-D	329	VAL	3.6
1	1-C	78	ALA	3.4
1	1-D	292	GLY	3.4
1	2-C	78	ALA	3.4
1	2-D	292	GLY	3.4
1	3-C	78	ALA	3.4
1	3-D	292	GLY	3.4
1	4-C	78	ALA	3.4
1	4-D	292	GLY	3.4
1	5-C	78	ALA	3.4
1	5-D	292	GLY	3.4
1	6-C	78	ALA	3.4
1	6-D	292	GLY	3.4
1	7-C	78	ALA	3.4
1	7-D	292	GLY	3.4
1	8-C	78	ALA	3.4
1	8-D	292	GLY	3.4
1	1-C	18	ARG	3.4
1	2-C	18	ARG	3.4
1	3-C	18	ARG	3.4
1	4-C	18	ARG	3.4
1	5-C	18	ARG	3.4
1	6-C	18	ARG	3.4
1	7-C	18	ARG	3.4
1	8-C	18	ARG	3.4
1	1-C	54	GLY	3.4
1	2-C	54	GLY	3.4
1	3-C	54	GLY	3.4
1	4-C	54	GLY	3.4
1	5-C	54	GLY	3.4
1	6-C	54	GLY	3.4
1	7-C	54	GLY	3.4
1	8-C	54	GLY	3.4
1	1-C	129	GLN	3.3
1	2-C	129	GLN	3.3
1	3-C	129	GLN	3.3
1	4-C	129	GLN	3.3
1	5-C	129	GLN	3.3
1	6-C	129	GLN	3.3

Continued on next page...

Continued from previous page...

Mol	Chain	Res	Type	RSRZ
1	7-C	129	GLN	3.3
1	8-C	129	GLN	3.3
1	1-B	80	PHE	3.3
1	2-B	80	PHE	3.3
1	3-B	80	PHE	3.3
1	4-B	80	PHE	3.3
1	5-B	80	PHE	3.3
1	6-B	80	PHE	3.3
1	7-B	80	PHE	3.3
1	8-B	80	PHE	3.3
1	1-A	259	ILE	3.2
1	2-A	259	ILE	3.2
1	3-A	259	ILE	3.2
1	4-A	259	ILE	3.2
1	5-A	259	ILE	3.2
1	6-A	259	ILE	3.2
1	7-A	259	ILE	3.2
1	8-A	259	ILE	3.2
1	1-A	120	ILE	3.2
1	2-A	120	ILE	3.2
1	3-A	120	ILE	3.2
1	4-A	120	ILE	3.2
1	5-A	120	ILE	3.2
1	6-A	120	ILE	3.2
1	7-A	120	ILE	3.2
1	8-A	120	ILE	3.2
1	1-D	93	GLY	3.2
1	2-D	93	GLY	3.2
1	3-D	93	GLY	3.2
1	4-D	93	GLY	3.2
1	5-D	93	GLY	3.2
1	6-D	93	GLY	3.2
1	7-D	93	GLY	3.2
1	8-D	93	GLY	3.2
1	1-B	82	THR	3.1
1	2-B	82	THR	3.1
1	3-B	82	THR	3.1
1	4-B	82	THR	3.1
1	5-B	82	THR	3.1
1	6-B	82	THR	3.1
1	7-B	82	THR	3.1
1	8-B	82	THR	3.1

Continued on next page...

Continued from previous page...

Mol	Chain	Res	Type	RSRZ
1	1-C	76	LYS	3.1
1	2-C	76	LYS	3.1
1	3-C	76	LYS	3.1
1	4-C	76	LYS	3.1
1	5-C	76	LYS	3.1
1	6-C	76	LYS	3.1
1	7-C	76	LYS	3.1
1	8-C	76	LYS	3.1
1	1-C	16	ASP	3.1
1	2-C	16	ASP	3.1
1	3-C	16	ASP	3.1
1	4-C	16	ASP	3.1
1	5-C	16	ASP	3.1
1	6-C	16	ASP	3.1
1	7-C	16	ASP	3.1
1	8-C	16	ASP	3.1
1	1-B	121	ALA	3.1
1	2-B	121	ALA	3.1
1	3-B	121	ALA	3.1
1	4-B	121	ALA	3.1
1	5-B	121	ALA	3.1
1	6-B	121	ALA	3.1
1	7-B	121	ALA	3.1
1	8-B	121	ALA	3.1
1	1-C	121	ALA	3.0
1	2-C	121	ALA	3.0
1	3-C	121	ALA	3.0
1	4-C	121	ALA	3.0
1	5-C	121	ALA	3.0
1	6-C	121	ALA	3.0
1	7-C	121	ALA	3.0
1	8-C	121	ALA	3.0
1	1-B	291	GLU	2.9
1	2-B	291	GLU	2.9
1	3-B	291	GLU	2.9
1	4-B	291	GLU	2.9
1	5-B	291	GLU	2.9
1	6-B	291	GLU	2.9
1	7-B	291	GLU	2.9
1	8-B	291	GLU	2.9
1	1-C	41	HIS	2.9
1	2-C	41	HIS	2.9

Continued on next page...

Continued from previous page...

Mol	Chain	Res	Type	RSRZ
1	3-C	41	HIS	2.9
1	4-C	41	HIS	2.9
1	5-C	41	HIS	2.9
1	6-C	41	HIS	2.9
1	7-C	41	HIS	2.9
1	8-C	41	HIS	2.9
1	1-D	16	ASP	2.9
1	2-D	16	ASP	2.9
1	3-D	16	ASP	2.9
1	4-D	16	ASP	2.9
1	5-D	16	ASP	2.9
1	6-D	16	ASP	2.9
1	7-D	16	ASP	2.9
1	8-D	16	ASP	2.9
1	1-B	259	ILE	2.8
1	2-B	259	ILE	2.8
1	3-B	259	ILE	2.8
1	4-B	259	ILE	2.8
1	5-B	259	ILE	2.8
1	6-B	259	ILE	2.8
1	7-B	259	ILE	2.8
1	8-B	259	ILE	2.8
1	1-C	346	TYR	2.8
1	2-C	346	TYR	2.8
1	3-C	346	TYR	2.8
1	4-C	346	TYR	2.8
1	5-C	346	TYR	2.8
1	6-C	346	TYR	2.8
1	7-C	346	TYR	2.8
1	8-C	346	TYR	2.8
1	1-B	91	PRO	2.8
1	2-B	91	PRO	2.8
1	3-B	91	PRO	2.8
1	4-B	91	PRO	2.8
1	5-B	91	PRO	2.8
1	6-B	91	PRO	2.8
1	7-B	91	PRO	2.8
1	8-B	91	PRO	2.8
1	1-C	268	ARG	2.8
1	2-C	268	ARG	2.8
1	3-C	268	ARG	2.8
1	4-C	268	ARG	2.8

Continued on next page...

Continued from previous page...

Mol	Chain	Res	Type	RSRZ
1	5-C	268	ARG	2.8
1	6-C	268	ARG	2.8
1	7-C	268	ARG	2.8
1	8-C	268	ARG	2.8
1	1-D	238	SER	2.8
1	2-D	238	SER	2.8
1	3-D	238	SER	2.8
1	4-D	238	SER	2.8
1	5-D	238	SER	2.8
1	6-D	238	SER	2.8
1	7-D	238	SER	2.8
1	8-D	238	SER	2.8
1	1-C	125	GLU	2.7
1	2-C	125	GLU	2.7
1	3-C	125	GLU	2.7
1	4-C	125	GLU	2.7
1	5-C	125	GLU	2.7
1	6-C	125	GLU	2.7
1	7-C	125	GLU	2.7
1	8-C	125	GLU	2.7
1	1-B	75	VAL	2.7
1	2-B	75	VAL	2.7
1	3-B	75	VAL	2.7
1	4-B	75	VAL	2.7
1	5-B	75	VAL	2.7
1	6-B	75	VAL	2.7
1	7-B	75	VAL	2.7
1	8-B	75	VAL	2.7
1	1-D	32	ILE	2.6
1	2-D	32	ILE	2.6
1	3-D	32	ILE	2.6
1	4-D	32	ILE	2.6
1	5-D	32	ILE	2.6
1	6-D	32	ILE	2.6
1	7-D	32	ILE	2.6
1	8-D	32	ILE	2.6
1	1-C	266	GLY	2.6
1	2-C	266	GLY	2.6
1	3-C	266	GLY	2.6
1	4-C	266	GLY	2.6
1	5-C	266	GLY	2.6
1	6-C	266	GLY	2.6

Continued on next page...

Continued from previous page...

Mol	Chain	Res	Type	RSRZ
1	7-C	266	GLY	2.6
1	8-C	266	GLY	2.6
1	1-C	264	ALA	2.6
1	2-C	264	ALA	2.6
1	3-C	264	ALA	2.6
1	4-C	264	ALA	2.6
1	5-C	264	ALA	2.6
1	6-C	264	ALA	2.6
1	7-C	264	ALA	2.6
1	8-C	264	ALA	2.6
1	1-C	51	ARG	2.5
1	2-C	51	ARG	2.5
1	3-C	51	ARG	2.5
1	4-C	51	ARG	2.5
1	5-C	51	ARG	2.5
1	6-C	51	ARG	2.5
1	7-C	51	ARG	2.5
1	8-C	51	ARG	2.5
1	1-C	72	LEU	2.5
1	2-C	72	LEU	2.5
1	3-C	72	LEU	2.5
1	4-C	72	LEU	2.5
1	5-C	72	LEU	2.5
1	6-C	72	LEU	2.5
1	7-C	72	LEU	2.5
1	8-C	72	LEU	2.5
1	1-C	105	ALA	2.4
1	2-C	105	ALA	2.4
1	3-C	105	ALA	2.4
1	4-C	105	ALA	2.4
1	5-C	105	ALA	2.4
1	6-C	105	ALA	2.4
1	7-C	105	ALA	2.4
1	8-C	105	ALA	2.4
1	1-B	79	ASP	2.4
1	2-B	79	ASP	2.4
1	3-B	79	ASP	2.4
1	4-B	79	ASP	2.4
1	5-B	79	ASP	2.4
1	6-B	79	ASP	2.4
1	7-B	79	ASP	2.4
1	8-B	79	ASP	2.4

Continued on next page...

Continued from previous page...

Mol	Chain	Res	Type	RSRZ
1	1-C	40	PRO	2.4
1	2-C	40	PRO	2.4
1	3-C	40	PRO	2.4
1	4-C	40	PRO	2.4
1	5-C	40	PRO	2.4
1	6-C	40	PRO	2.4
1	7-C	40	PRO	2.4
1	8-C	40	PRO	2.4
1	1-D	345	GLY	2.4
1	2-D	345	GLY	2.4
1	3-D	345	GLY	2.4
1	4-D	345	GLY	2.4
1	5-D	345	GLY	2.4
1	6-D	345	GLY	2.4
1	7-D	345	GLY	2.4
1	8-D	345	GLY	2.4
1	1-D	281	GLU	2.3
1	2-D	281	GLU	2.3
1	3-D	281	GLU	2.3
1	4-D	281	GLU	2.3
1	5-D	281	GLU	2.3
1	6-D	281	GLU	2.3
1	7-D	281	GLU	2.3
1	8-D	281	GLU	2.3
1	1-D	237	GLN	2.3
1	2-D	237	GLN	2.3
1	3-D	237	GLN	2.3
1	4-D	237	GLN	2.3
1	5-D	237	GLN	2.3
1	6-D	237	GLN	2.3
1	7-D	237	GLN	2.3
1	8-D	237	GLN	2.3
1	1-B	16	ASP	2.2
1	2-B	16	ASP	2.2
1	3-B	16	ASP	2.2
1	4-B	16	ASP	2.2
1	5-B	16	ASP	2.2
1	6-B	16	ASP	2.2
1	7-B	16	ASP	2.2
1	8-B	16	ASP	2.2
1	1-B	292	GLY	2.2
1	2-B	292	GLY	2.2

Continued on next page...

Continued from previous page...

Mol	Chain	Res	Type	RSRZ
1	3-B	292	GLY	2.2
1	4-B	292	GLY	2.2
1	5-B	292	GLY	2.2
1	6-B	292	GLY	2.2
1	7-B	292	GLY	2.2
1	8-B	292	GLY	2.2
1	1-B	123	TYR	2.2
1	2-B	123	TYR	2.2
1	3-B	123	TYR	2.2
1	4-B	123	TYR	2.2
1	5-B	123	TYR	2.2
1	6-B	123	TYR	2.2
1	7-B	123	TYR	2.2
1	8-B	123	TYR	2.2
1	1-B	274	GLN	2.2
1	2-B	274	GLN	2.2
1	3-B	274	GLN	2.2
1	4-B	274	GLN	2.2
1	5-B	274	GLN	2.2
1	6-B	274	GLN	2.2
1	7-B	274	GLN	2.2
1	8-B	274	GLN	2.2
1	1-B	129	GLN	2.1
1	2-B	129	GLN	2.1
1	3-B	129	GLN	2.1
1	4-B	129	GLN	2.1
1	5-B	129	GLN	2.1
1	6-B	129	GLN	2.1
1	7-B	129	GLN	2.1
1	8-B	129	GLN	2.1
1	1-D	306	CYS	2.1
1	2-D	306	CYS	2.1
1	3-D	306	CYS	2.1
1	4-D	306	CYS	2.1
1	5-D	306	CYS	2.1
1	6-D	306	CYS	2.1
1	7-D	306	CYS	2.1
1	8-D	306	CYS	2.1
1	1-C	278	THR	2.1
1	2-C	278	THR	2.1
1	3-C	278	THR	2.1
1	4-C	278	THR	2.1

Continued on next page...

Continued from previous page...

Mol	Chain	Res	Type	RSRZ
1	5-C	278	THR	2.1
1	6-C	278	THR	2.1
1	7-C	278	THR	2.1
1	8-C	278	THR	2.1
1	1-C	100	LYS	2.1
1	2-C	100	LYS	2.1
1	3-C	100	LYS	2.1
1	4-C	100	LYS	2.1
1	5-C	100	LYS	2.1
1	6-C	100	LYS	2.1
1	7-C	100	LYS	2.1
1	8-C	100	LYS	2.1
1	1-C	259	ILE	2.1
1	2-C	259	ILE	2.1
1	3-C	259	ILE	2.1
1	4-C	259	ILE	2.1
1	5-C	259	ILE	2.1
1	6-C	259	ILE	2.1
1	7-C	259	ILE	2.1
1	8-C	259	ILE	2.1
1	1-C	267	VAL	2.1
1	2-C	267	VAL	2.1
1	3-C	267	VAL	2.1
1	4-C	267	VAL	2.1
1	5-C	267	VAL	2.1
1	6-C	267	VAL	2.1
1	7-C	267	VAL	2.1
1	8-C	267	VAL	2.1
1	1-B	49	ALA	2.1
1	2-B	49	ALA	2.1
1	3-B	49	ALA	2.1
1	4-B	49	ALA	2.1
1	5-B	49	ALA	2.1
1	6-B	49	ALA	2.1
1	7-B	49	ALA	2.1
1	8-B	49	ALA	2.1
1	1-B	128	GLY	2.1
1	2-B	128	GLY	2.1
1	3-B	128	GLY	2.1
1	4-B	128	GLY	2.1
1	5-B	128	GLY	2.1
1	6-B	128	GLY	2.1

Continued on next page...

Continued from previous page...

Mol	Chain	Res	Type	RSRZ
1	7-B	128	GLY	2.1
1	8-B	128	GLY	2.1
1	1-C	188	ILE	2.0
1	2-C	188	ILE	2.0
1	3-C	188	ILE	2.0
1	4-C	188	ILE	2.0
1	5-C	188	ILE	2.0
1	6-C	188	ILE	2.0
1	7-C	188	ILE	2.0
1	8-C	188	ILE	2.0
1	1-B	77	ASP	2.0
1	2-B	77	ASP	2.0
1	3-B	77	ASP	2.0
1	4-B	77	ASP	2.0
1	5-B	77	ASP	2.0
1	6-B	77	ASP	2.0
1	7-B	77	ASP	2.0
1	8-B	77	ASP	2.0
1	1-B	120	ILE	2.0
1	2-B	120	ILE	2.0
1	3-B	120	ILE	2.0
1	4-B	120	ILE	2.0
1	5-B	120	ILE	2.0
1	6-B	120	ILE	2.0
1	7-B	120	ILE	2.0
1	8-B	120	ILE	2.0
1	1-C	109	VAL	2.0
1	2-C	109	VAL	2.0
1	3-C	109	VAL	2.0
1	4-C	109	VAL	2.0
1	5-C	109	VAL	2.0
1	6-C	109	VAL	2.0
1	7-C	109	VAL	2.0
1	8-C	109	VAL	2.0
1	1-D	92	HIS	2.0
1	2-D	92	HIS	2.0
1	3-D	92	HIS	2.0
1	4-D	92	HIS	2.0
1	5-D	92	HIS	2.0
1	6-D	92	HIS	2.0
1	7-D	92	HIS	2.0
1	8-D	92	HIS	2.0

Continued on next page...

Continued from previous page...

Mol	Chain	Res	Type	RSRZ
1	1-A	52	LYS	2.0
1	1-A	274	GLN	2.0
1	2-A	52	LYS	2.0
1	2-A	274	GLN	2.0
1	3-A	52	LYS	2.0
1	3-A	274	GLN	2.0
1	4-A	52	LYS	2.0
1	4-A	274	GLN	2.0
1	5-A	52	LYS	2.0
1	5-A	274	GLN	2.0
1	6-A	52	LYS	2.0
1	6-A	274	GLN	2.0
1	7-A	52	LYS	2.0
1	7-A	274	GLN	2.0
1	8-A	52	LYS	2.0
1	8-A	274	GLN	2.0

6.2 Non-standard residues in protein, DNA, RNA chains [i](#)

There are no non-standard protein/DNA/RNA residues in this entry.

6.3 Carbohydrates [i](#)

There are no monosaccharides in this entry.

6.4 Ligands [i](#)

There are no ligands in this entry.

6.5 Other polymers [i](#)

There are no such residues in this entry.