



# Full wwPDB X-ray Structure Validation Report ⓘ

Aug 22, 2023 – 12:35 PM EDT

PDB ID : 2RKJ  
Title : Cocrystal structure of a tyrosyl-tRNA synthetase splicing factor with a group I intron RNA  
Authors : Paukstelis, P.J.; Chen, J.-H.; Chase, E.; Lambowitz, A.M.; Golden, B.L.  
Deposited on : 2007-10-16  
Resolution : 4.50 Å(reported)

This is a Full wwPDB X-ray Structure Validation Report for a publicly released PDB entry.

We welcome your comments at [validation@mail.wwpdb.org](mailto:validation@mail.wwpdb.org)

A user guide is available at

<https://www.wwpdb.org/validation/2017/XrayValidationReportHelp>

with specific help available everywhere you see the ⓘ symbol.

The types of validation reports are described at

<http://www.wwpdb.org/validation/2017/FAQs#types>.

---

The following versions of software and data (see [references ⓘ](#)) were used in the production of this report:

MolProbity : 4.02b-467  
Xtriage (Phenix) : 1.13  
EDS : 2.35  
Percentile statistics : 20191225.v01 (using entries in the PDB archive December 25th 2019)  
Refmac : 5.8.0158  
CCP4 : 7.0.044 (Gargrove)  
Ideal geometry (proteins) : Engh & Huber (2001)  
Ideal geometry (DNA, RNA) : Parkinson et al. (1996)  
Validation Pipeline (wwPDB-VP) : 2.35

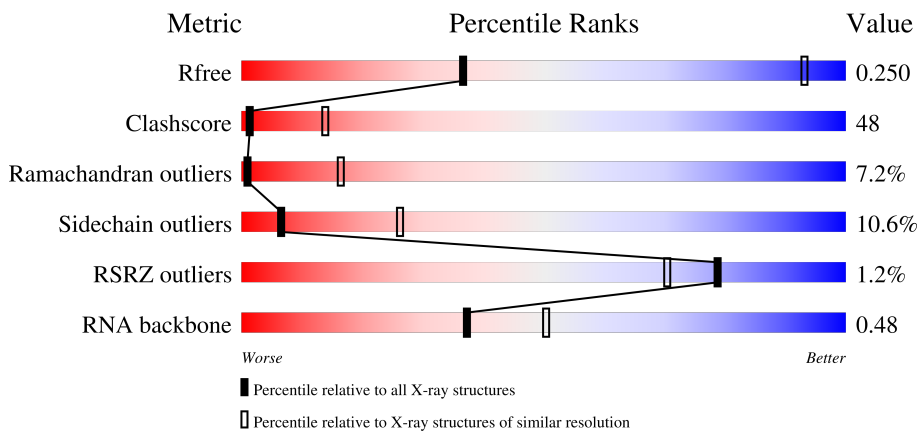
# 1 Overall quality at a glance i

The following experimental techniques were used to determine the structure:

*X-RAY DIFFRACTION*

The reported resolution of this entry is 4.50 Å.

Percentile scores (ranging between 0-100) for global validation metrics of the entry are shown in the following graphic. The table shows the number of entries on which the scores are based.



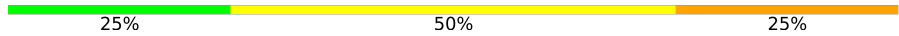
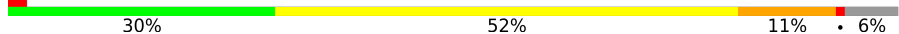
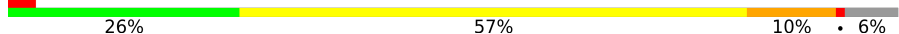
Metric	Whole archive (#Entries)	Similar resolution (#Entries, resolution range(Å))
$R_{free}$	130704	1055 (5.20-3.80)
Clashscore	141614	1123 (5.20-3.80)
Ramachandran outliers	138981	1069 (5.20-3.80)
Sidechain outliers	138945	1050 (5.20-3.80)
RSRZ outliers	127900	1101 (5.30-3.70)
RNA backbone	3102	1063 (6.00-3.00)

The table below summarises the geometric issues observed across the polymeric chains and their fit to the electron density. The red, orange, yellow and green segments of the lower bar indicate the fraction of residues that contain outliers for  $\geq 3$ , 2, 1 and 0 types of geometric quality criteria respectively. A grey segment represents the fraction of residues that are not modelled. The numeric value for each fraction is indicated below the corresponding segment, with a dot representing fractions  $\leq 5\%$ . The upper red bar (where present) indicates the fraction of residues that have poor fit to the electron density. The numeric value is given above the bar.

Mol	Chain	Length	Quality of chain
1	C	246	
1	G	246	
1	K	246	
1	O	246	

Continued on next page...

Continued from previous page...

Mol	Chain	Length	Quality of chain
2	D	4	 75% 25%
2	H	4	 75% 25%
2	L	4	 25% 50% 25%
2	P	4	 75% 25%
3	A	392	 27% 57% 9% • 6%
3	B	392	 30% 52% 11% • 6%
3	E	392	 25% 58% 10% • 6%
3	F	392	 30% 52% 11% • 6%
3	I	392	 26% 57% 10% • 6%
3	J	392	 30% 52% 11% • 6%
3	M	392	 26% 58% 9% • 6%
3	N	392	 30% 51% 11% • 6%

## 2 Entry composition [i](#)

There are 3 unique types of molecules in this entry. The entry contains 44328 atoms, of which 0 are hydrogens and 0 are deuteriums.

In the tables below, the ZeroOcc column contains the number of atoms modelled with zero occupancy, the AltConf column contains the number of residues with at least one atom in alternate conformation and the Trace column contains the number of residues modelled with at most 2 atoms.

- Molecule 1 is a RNA chain called RNA (238-MER).

Mol	Chain	Residues	Atoms					ZeroOcc	AltConf	Trace
			Total	C	N	O	P			
1	C	238	5096	2282	938	1638	238	0	0	0
1	G	238	5096	2282	938	1638	238	0	0	0
1	K	238	5096	2282	938	1638	238	0	0	0
1	O	238	5096	2282	938	1638	238	0	0	0

- Molecule 2 is a RNA chain called RNA (5'-R(P\*GP\*CP\*UP\*U)-3').

Mol	Chain	Residues	Atoms					ZeroOcc	AltConf	Trace
			Total	C	N	O	P			
2	D	4	84	37	12	31	4	0	0	0
2	H	4	84	37	12	31	4	0	0	0
2	L	4	84	37	12	31	4	0	0	0
2	P	4	84	37	12	31	4	0	0	0

- Molecule 3 is a protein called Tyrosyl-tRNA synthetase.

Mol	Chain	Residues	Atoms					ZeroOcc	AltConf	Trace
			Total	C	N	O	S			
3	A	367	2951	1876	515	544	16	0	0	0
3	B	367	2951	1876	515	544	16	0	0	0
3	E	367	2951	1876	515	544	16	0	0	0
3	F	367	2951	1876	515	544	16	0	0	0

*Continued on next page...*

*Continued from previous page...*

Mol	Chain	Residues	Atoms					ZeroOcc	AltConf	Trace
3	I	367	Total	C	N	O	S	0	0	0
			2951	1876	515	544	16			
3	J	367	Total	C	N	O	S	0	0	0
			2951	1876	515	544	16			
3	M	367	Total	C	N	O	S	0	0	0
			2951	1876	515	544	16			
3	N	367	Total	C	N	O	S	0	0	0
			2951	1876	515	544	16			

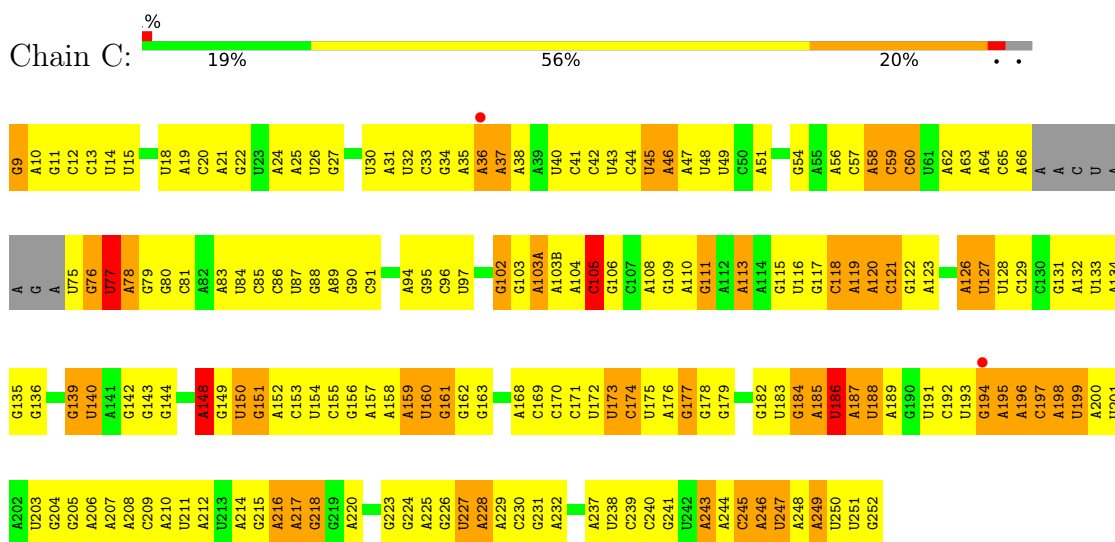
There are 8 discrepancies between the modelled and reference sequences:

Chain	Residue	Modelled	Actual	Comment	Reference
A	32	MET	-	initiating methionine	UNP P12063
B	32	MET	-	initiating methionine	UNP P12063
E	32	MET	-	initiating methionine	UNP P12063
F	32	MET	-	initiating methionine	UNP P12063
I	32	MET	-	initiating methionine	UNP P12063
J	32	MET	-	initiating methionine	UNP P12063
M	32	MET	-	initiating methionine	UNP P12063
N	32	MET	-	initiating methionine	UNP P12063

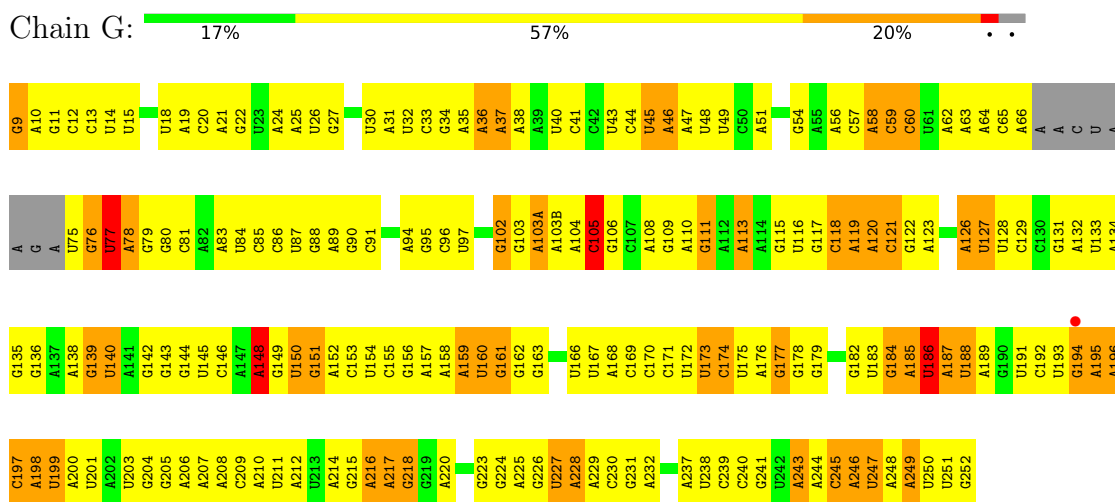
### 3 Residue-property plots [i](#)

These plots are drawn for all protein, RNA, DNA and oligosaccharide chains in the entry. The first graphic for a chain summarises the proportions of the various outlier classes displayed in the second graphic. The second graphic shows the sequence view annotated by issues in geometry and electron density. Residues are color-coded according to the number of geometric quality criteria for which they contain at least one outlier: green = 0, yellow = 1, orange = 2 and red = 3 or more. A red dot above a residue indicates a poor fit to the electron density ( $RSRZ > 2$ ). Stretches of 2 or more consecutive residues without any outlier are shown as a green connector. Residues present in the sample, but not in the model, are shown in grey.

- Molecule 1: RNA (238-MER)

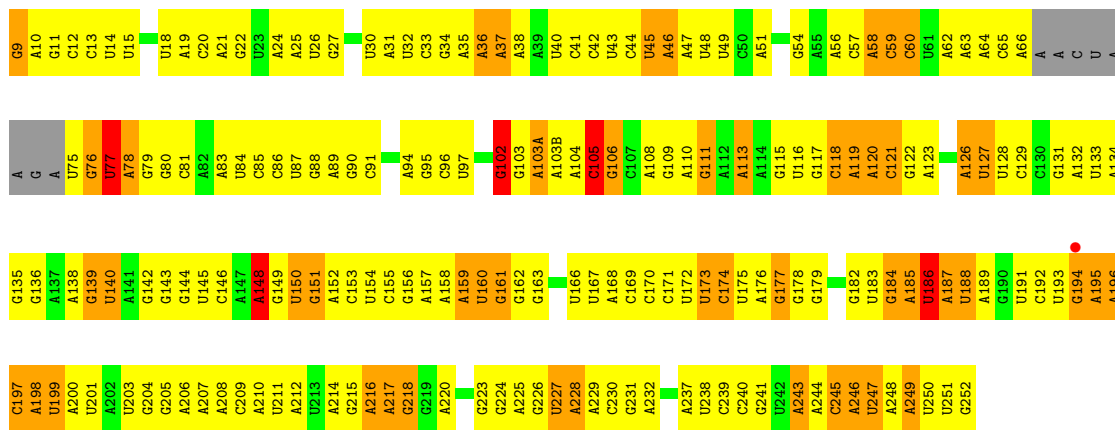


- Molecule 1: RNA (238-MER)

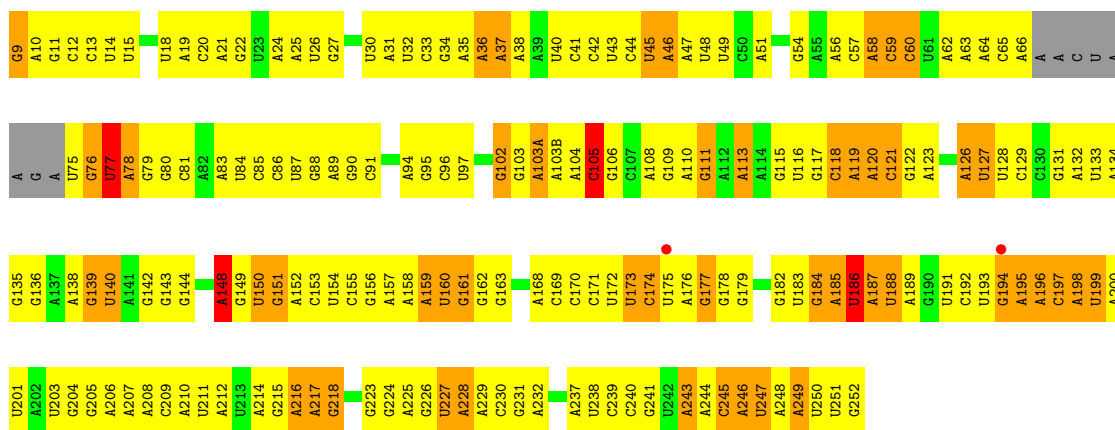
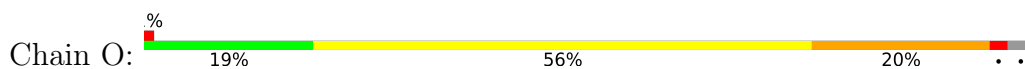


- Molecule 1: RNA (238-MER)

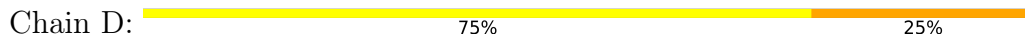




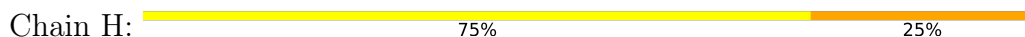
• Molecule 1: RNA (238-MER)



• Molecule 2: RNA (5'-R(P\*GP\*CP\*UP\*U)-3')




• Molecule 2: RNA (5'-R(P\*GP\*CP\*UP\*U)-3')



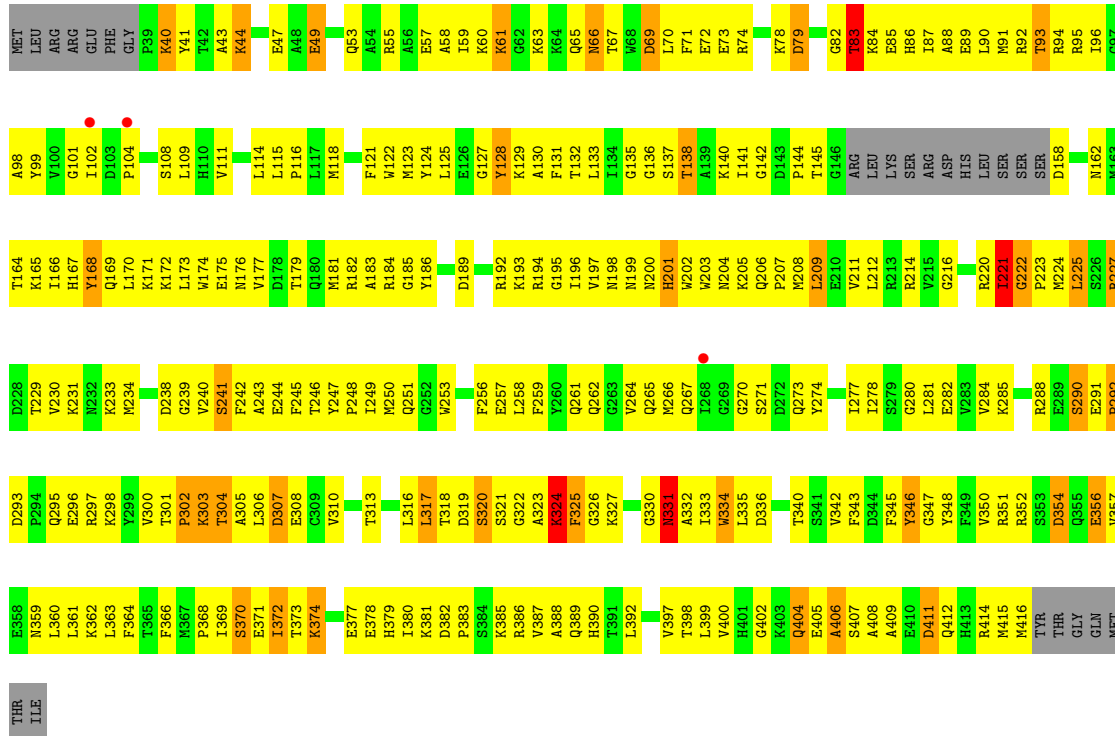
• Molecule 2: RNA (5'-R(P\*GP\*CP\*UP\*U)-3')



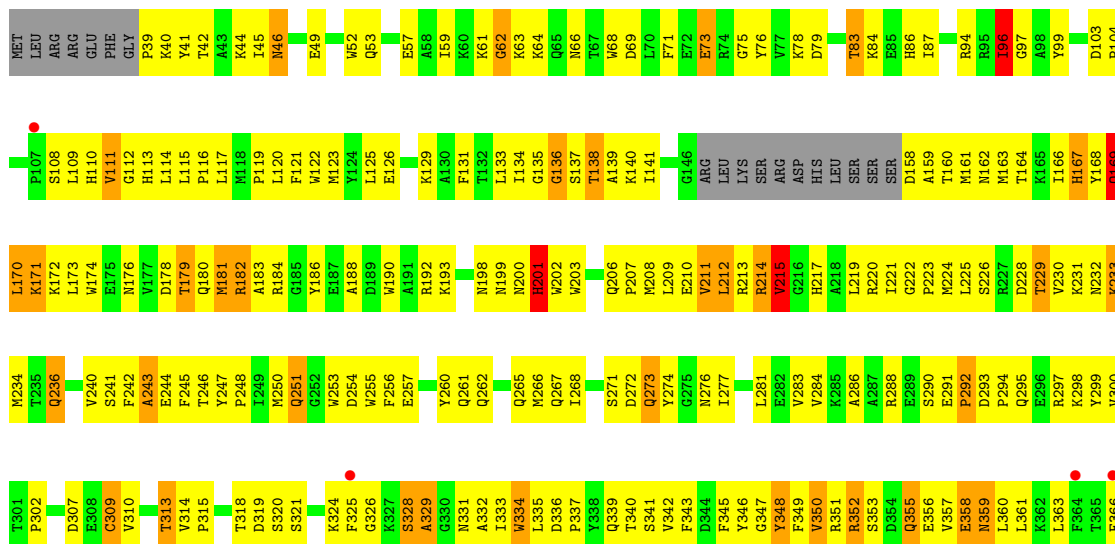
• Molecule 2: RNA (5'-R(P\*GP\*CP\*UP\*U)-3')



• Molecule 3: Tyrosyl-tRNA synthetase



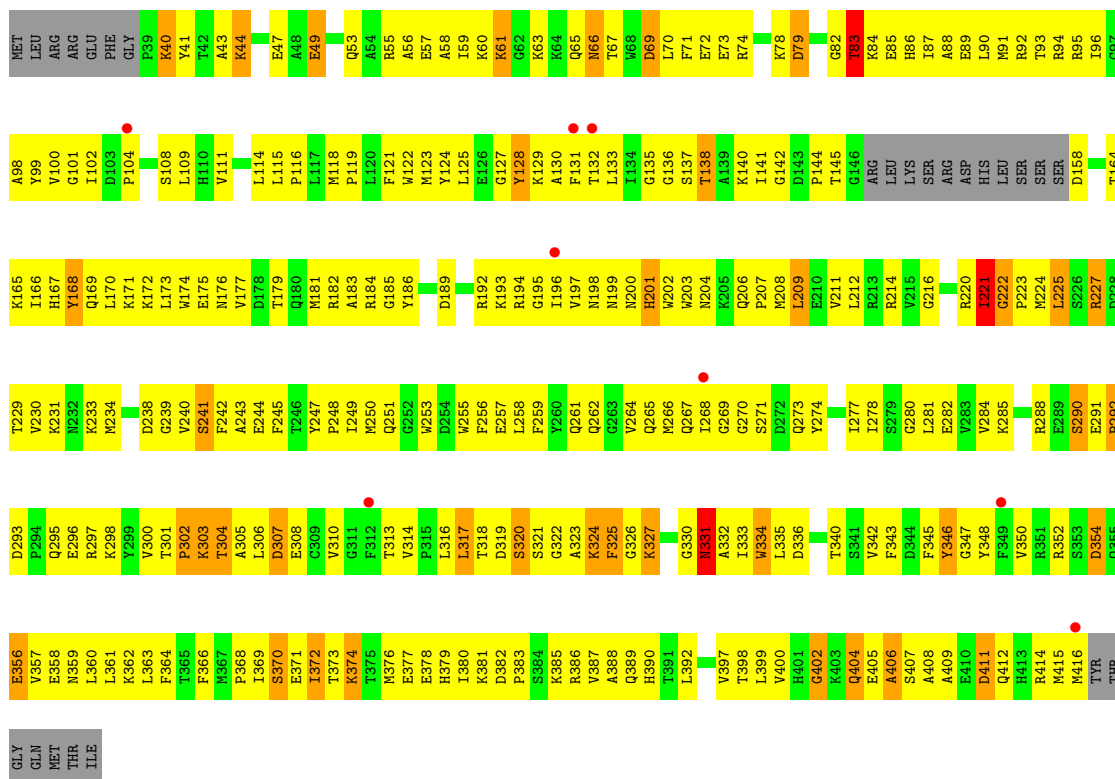
• Molecule 3: Tyrosyl-tRNA synthetase



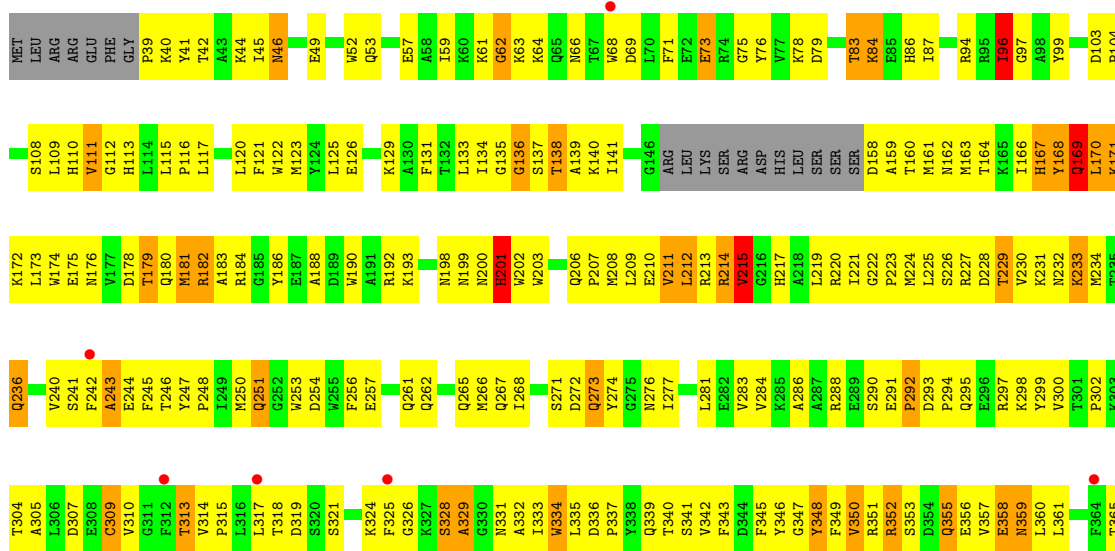


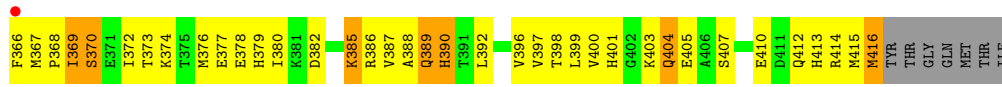


• Molecule 3: Tyrosyl-tRNA synthetase

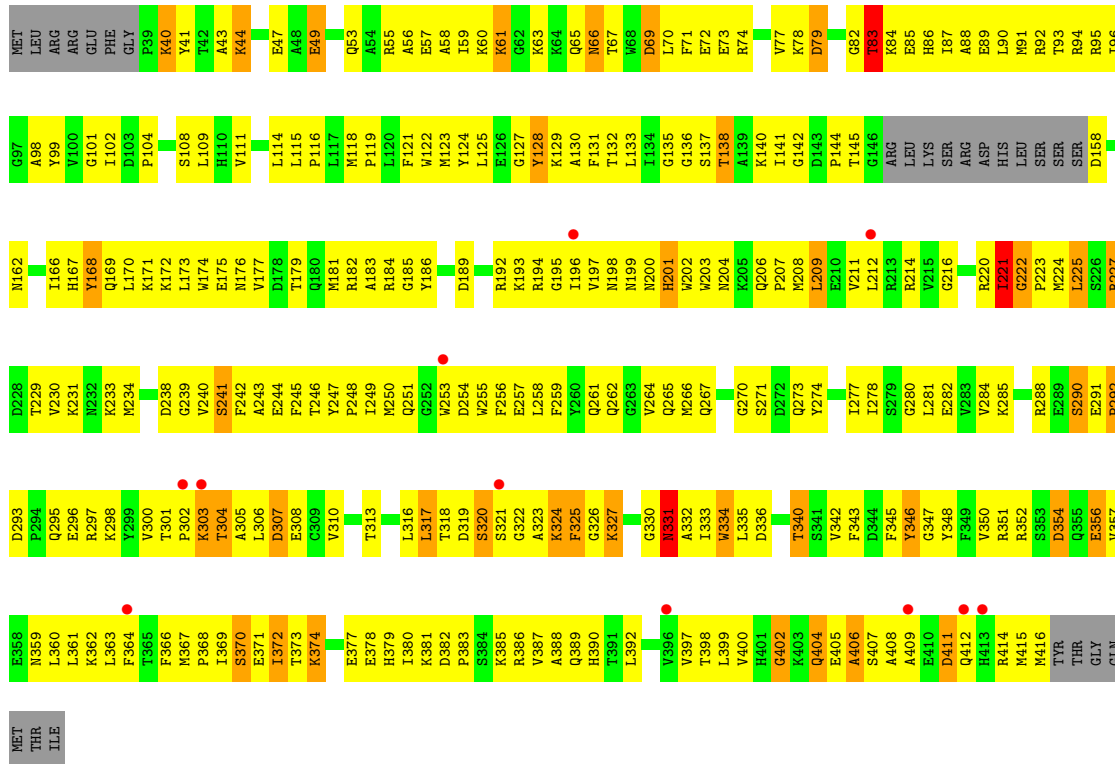


• Molecule 3: Tyrosyl-tRNA synthetase

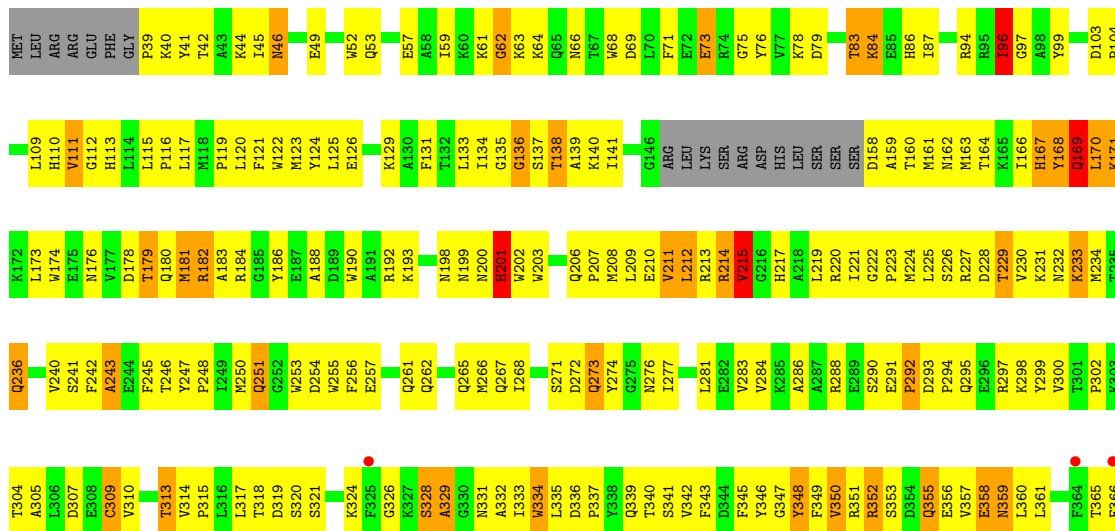




• Molecule 3: Tyrosyl-tRNA synthetase

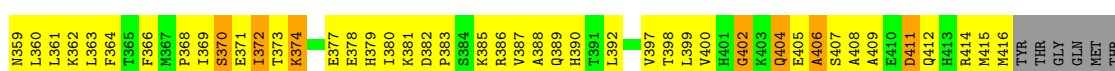
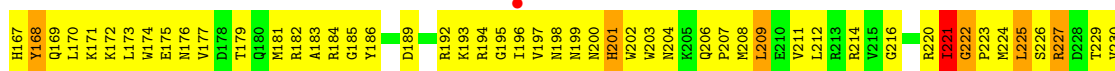
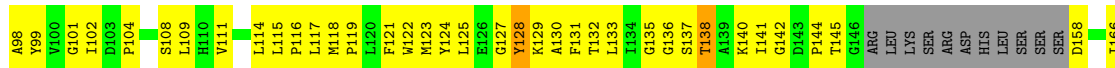
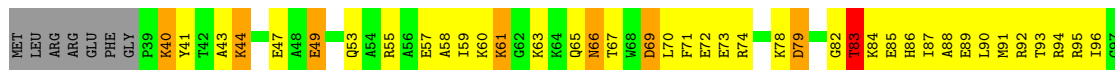


• Molecule 3: Tyrosyl-tRNA synthetase



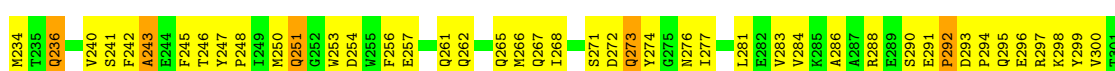
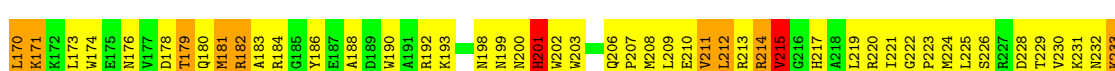

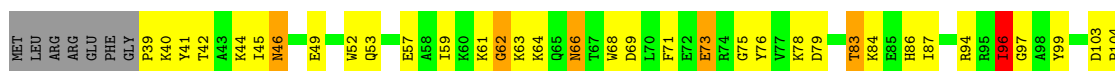


• Molecule 3: Tyrosyl-tRNA synthetase



ILE

• Molecule 3: Tyrosyl-tRNA synthetase



P368	I369	E371	I372	T373	K374	I376	M376	E377	E378	H379	I380	K381	D382	K385	R386	V387	A388	Q389	H390	T391	L392	V396	V397	I398	L399	V400	H401	G402	K403	Q404	E405	A406	S407	E410	D411	Q412	H413	R414	M415	M416	TYR	THR	THR	GLY	GLN	MET	THR	ILE
------	------	------	------	------	------	------	------	------	------	------	------	------	------	------	------	------	------	------	------	------	------	------	------	------	------	------	------	------	------	------	------	------	------	------	------	------	------	------	------	------	-----	-----	-----	-----	-----	-----	-----	-----

## 4 Data and refinement statistics i

Property	Value	Source
Space group	P 1 2 1	Depositor
Cell constants a, b, c, $\alpha$ , $\beta$ , $\gamma$	231.06Å 123.53Å 235.23Å 90.00° 90.26° 90.00°	Depositor
Resolution (Å)	47.88 – 4.50 49.47 – 4.47	Depositor EDS
% Data completeness (in resolution range)	83.3 (47.88-4.50) 82.1 (49.47-4.47)	Depositor EDS
$R_{merge}$	0.09	Depositor
$R_{sym}$	(Not available)	Depositor
$\langle I/\sigma(I) \rangle$ <sup>1</sup>	2.10 (at 4.45Å)	Xtrriage
Refinement program	CNS 1.2	Depositor
R, $R_{free}$	0.235 , 0.249 0.235 , 0.250	Depositor DCC
$R_{free}$ test set	3334 reflections (5.04%)	wwPDB-VP
Wilson B-factor (Å <sup>2</sup> )	167.2	Xtrriage
Anisotropy	0.414	Xtrriage
Bulk solvent $k_{sol}$ (e/Å <sup>3</sup> ), $B_{sol}$ (Å <sup>2</sup> )	0.27 , 232.6	EDS
L-test for twinning <sup>2</sup>	$\langle  L  \rangle = 0.48$ , $\langle L^2 \rangle = 0.31$	Xtrriage
Estimated twinning fraction	0.247 for l,k,-h 0.388 for h,-k,-l 0.257 for l,-k,h	Xtrriage
$F_o, F_c$ correlation	0.91	EDS
Total number of atoms	44328	wwPDB-VP
Average B, all atoms (Å <sup>2</sup> )	211.0	wwPDB-VP

Xtrriage's analysis on translational NCS is as follows: *The largest off-origin peak in the Patterson function is 2.69% of the height of the origin peak. No significant pseudotranslation is detected.*

<sup>1</sup>Intensities estimated from amplitudes.

<sup>2</sup>Theoretical values of  $\langle |L| \rangle$ ,  $\langle L^2 \rangle$  for acentric reflections are 0.5, 0.333 respectively for untwinned datasets, and 0.375, 0.2 for perfectly twinned datasets.

## 5 Model quality [i](#)

### 5.1 Standard geometry [i](#)

The Z score for a bond length (or angle) is the number of standard deviations the observed value is removed from the expected value. A bond length (or angle) with  $|Z| > 5$  is considered an outlier worth inspection. RMSZ is the root-mean-square of all Z scores of the bond lengths (or angles).

Mol	Chain	Bond lengths		Bond angles	
		RMSZ	# Z  >5	RMSZ	# Z  >5
1	C	0.62	1/5710 (0.0%)	0.81	2/8894 (0.0%)
1	G	0.62	1/5710 (0.0%)	0.81	2/8894 (0.0%)
1	K	0.68	5/5710 (0.1%)	0.83	6/8894 (0.1%)
1	O	0.62	1/5710 (0.0%)	0.80	2/8894 (0.0%)
2	D	1.05	1/92 (1.1%)	0.86	0/139
2	H	1.02	1/92 (1.1%)	0.86	1/139 (0.7%)
2	L	1.03	1/92 (1.1%)	0.87	1/139 (0.7%)
2	P	0.99	1/92 (1.1%)	0.84	0/139
3	A	0.48	0/3023	0.64	0/4083
3	B	0.48	0/3023	0.64	1/4083 (0.0%)
3	E	0.50	0/3023	0.64	0/4083
3	F	0.49	0/3023	0.65	1/4083 (0.0%)
3	I	0.49	0/3023	0.64	0/4083
3	J	0.49	0/3023	0.65	1/4083 (0.0%)
3	M	0.47	0/3023	0.64	0/4083
3	N	0.49	0/3023	0.64	1/4083 (0.0%)
All	All	0.57	12/47392 (0.0%)	0.74	18/68796 (0.0%)

Chiral center outliers are detected by calculating the chiral volume of a chiral center and verifying if the center is modelled as a planar moiety or with the opposite hand. A planarity outlier is detected by checking planarity of atoms in a peptide group, atoms in a mainchain group or atoms of a sidechain that are expected to be planar.

Mol	Chain	#Chirality outliers	#Planarity outliers
1	C	0	9
1	G	0	9
1	K	0	9
1	O	0	9
All	All	0	36

All (12) bond length outliers are listed below:

Mol	Chain	Res	Type	Atoms	Z	Observed(Å)	Ideal(Å)
1	K	105	C	P-OP2	8.61	1.63	1.49
1	K	9	G	OP3-P	-7.41	1.52	1.61
1	G	9	G	OP3-P	-7.30	1.52	1.61
1	O	9	G	OP3-P	-7.26	1.52	1.61
2	D	1	G	OP3-P	-7.17	1.52	1.61
1	K	102	G	C2-N3	7.07	1.38	1.32
2	P	1	G	OP3-P	-6.83	1.52	1.61
1	C	9	G	OP3-P	-6.75	1.53	1.61
2	L	1	G	OP3-P	-6.53	1.53	1.61
2	H	1	G	OP3-P	-6.52	1.53	1.61
1	K	106	G	C2-N3	-5.21	1.28	1.32
1	K	102	G	C5-C6	5.15	1.47	1.42

All (18) bond angle outliers are listed below:

Mol	Chain	Res	Type	Atoms	Z	Observed(°)	Ideal(°)
1	G	186	U	N1-C1'-C2'	6.62	122.60	114.00
1	O	186	U	N1-C1'-C2'	6.62	122.60	114.00
1	C	186	U	N1-C1'-C2'	6.45	122.38	114.00
1	K	186	U	N1-C1'-C2'	6.37	122.28	114.00
1	G	66	A	N9-C1'-C2'	6.21	122.07	114.00
1	K	66	A	N9-C1'-C2'	5.84	121.59	114.00
1	K	102	G	C3'-C2'-O2'	5.82	130.17	113.30
1	C	66	A	N9-C1'-C2'	5.69	121.40	114.00
1	O	66	A	N9-C1'-C2'	5.69	121.39	114.00
1	K	102	G	N3-C2-N2	5.54	123.78	119.90
3	F	416	MET	CG-SD-CE	5.44	108.91	100.20
1	K	102	G	N1-C2-N2	-5.32	111.41	116.20
3	J	416	MET	CG-SD-CE	5.30	108.68	100.20
2	L	1	G	OP1-P-OP2	-5.27	111.69	119.60
3	N	416	MET	CG-SD-CE	5.23	108.57	100.20
1	K	105	C	O5'-P-OP1	-5.21	101.02	105.70
3	B	416	MET	CG-SD-CE	5.15	108.45	100.20
2	H	1	G	OP1-P-OP2	-5.02	112.07	119.60

There are no chirality outliers.

All (36) planarity outliers are listed below:

Mol	Chain	Res	Type	Group
1	C	102	G	Sidechain
1	C	105	C	Sidechain
1	C	148	A	Sidechain

*Continued on next page...*

*Continued from previous page...*

Mol	Chain	Res	Type	Group
1	C	193	U	Sidechain
1	C	227	U	Sidechain
1	C	45	U	Sidechain
1	C	75	U	Sidechain
1	C	76	G	Sidechain
1	C	77	U	Sidechain
1	G	102	G	Sidechain
1	G	105	C	Sidechain
1	G	148	A	Sidechain
1	G	193	U	Sidechain
1	G	227	U	Sidechain
1	G	45	U	Sidechain
1	G	75	U	Sidechain
1	G	76	G	Sidechain
1	G	77	U	Sidechain
1	K	102	G	Sidechain
1	K	105	C	Sidechain
1	K	148	A	Sidechain
1	K	193	U	Sidechain
1	K	227	U	Sidechain
1	K	45	U	Sidechain
1	K	75	U	Sidechain
1	K	76	G	Sidechain
1	K	77	U	Sidechain
1	O	102	G	Sidechain
1	O	105	C	Sidechain
1	O	148	A	Sidechain
1	O	193	U	Sidechain
1	O	227	U	Sidechain
1	O	45	U	Sidechain
1	O	75	U	Sidechain
1	O	76	G	Sidechain
1	O	77	U	Sidechain

## 5.2 Too-close contacts

In the following table, the Non-H and H(model) columns list the number of non-hydrogen atoms and hydrogen atoms in the chain respectively. The H(added) column lists the number of hydrogen atoms added and optimized by MolProbity. The Clashes column lists the number of clashes within the asymmetric unit, whereas Symm-Clashes lists symmetry-related clashes.



Mol	Chain	Non-H	H(model)	H(added)	Clashes	Symm-Clashes
1	C	5096	0	2564	305	0
1	G	5096	0	2564	303	0
1	K	5096	0	2564	315	0
1	O	5096	0	2564	307	0
2	D	84	0	43	9	0
2	H	84	0	43	9	0
2	L	84	0	43	8	0
2	P	84	0	43	9	0
3	A	2951	0	2903	341	0
3	B	2951	0	2903	312	0
3	E	2951	0	2903	337	0
3	F	2951	0	2903	320	0
3	I	2951	0	2903	342	0
3	J	2951	0	2903	312	0
3	M	2951	0	2903	343	0
3	N	2951	0	2903	318	0
All	All	44328	0	33652	3740	0

The all-atom clashscore is defined as the number of clashes found per 1000 atoms (including hydrogen atoms). The all-atom clashscore for this structure is 48.

All (3740) close contacts within the same asymmetric unit are listed below, sorted by their clash magnitude.

Atom-1	Atom-2	Interatomic distance (Å)	Clash overlap (Å)
3:E:108:SER:HA	3:E:169:GLN:HE22	1.15	1.11
3:M:108:SER:HA	3:M:169:GLN:HE22	1.16	1.09
3:A:108:SER:HA	3:A:169:GLN:HE22	1.17	1.07
3:I:108:SER:HA	3:I:169:GLN:HE22	1.14	1.05
1:K:102:G:N2	1:K:105:C:N3	2.05	1.02
1:C:126:A:H1'	1:C:158:A:N1	1.74	1.01
1:O:126:A:H1'	1:O:158:A:N1	1.75	1.00
1:G:126:A:H1'	1:G:158:A:N1	1.76	1.00
1:G:216:A:H61	1:G:246:A:H5'	1.29	0.98
1:K:126:A:H1'	1:K:158:A:N1	1.78	0.98
1:K:229:A:C2	1:K:230:C:H5	1.83	0.97
1:O:160:U:O2	1:O:184:G:H2'	1.64	0.96
1:C:216:A:H61	1:C:246:A:H5'	1.28	0.96
3:A:141:ILE:HD12	3:A:243:ALA:HB1	1.48	0.96
1:K:105:C:OP2	1:K:105:C:C6	2.19	0.96
1:K:160:U:O2	1:K:184:G:H2'	1.65	0.96
3:M:319:ASP:HB2	3:M:352:ARG:NH1	1.81	0.96
1:C:160:U:O2	1:C:184:G:H2'	1.65	0.96

*Continued on next page...*

*Continued from previous page...*

Atom-1	Atom-2	Interatomic distance (Å)	Clash overlap (Å)
1:O:216:A:H61	1:O:246:A:H5'	1.28	0.96
3:A:319:ASP:HB2	3:A:352:ARG:NH1	1.81	0.95
1:K:126:A:H5'	1:K:127:U:OP1	1.67	0.95
3:I:319:ASP:HB2	3:I:352:ARG:NH1	1.81	0.95
3:M:141:ILE:HD12	3:M:243:ALA:HB1	1.49	0.95
1:K:216:A:H61	1:K:246:A:H5'	1.28	0.95
1:C:229:A:C2	1:C:230:C:H5	1.84	0.95
1:G:229:A:C2	1:G:230:C:H5	1.84	0.95
3:E:319:ASP:HB2	3:E:352:ARG:NH1	1.81	0.95
3:I:335:LEU:HD22	3:I:400:VAL:HG11	1.48	0.95
1:O:229:A:C2	1:O:230:C:H5	1.85	0.95
1:O:78:A:H2'	1:O:79:G:C8	2.02	0.94
3:I:141:ILE:HD12	3:I:243:ALA:HB1	1.50	0.94
1:K:78:A:H2'	1:K:79:G:C8	2.02	0.94
1:K:56:A:H2'	1:K:57:C:H5'	1.49	0.94
1:C:78:A:H2'	1:C:79:G:C8	2.02	0.94
1:O:56:A:H2'	1:O:57:C:H5'	1.48	0.94
1:O:126:A:H5'	1:O:127:U:OP1	1.67	0.94
3:N:138:THR:HG22	3:N:199:ASN:ND2	1.82	0.94
3:E:335:LEU:HD22	3:E:400:VAL:HG11	1.48	0.94
1:G:126:A:H5'	1:G:127:U:OP1	1.68	0.94
3:F:138:THR:HG22	3:F:199:ASN:ND2	1.83	0.93
1:C:216:A:N6	1:C:246:A:H5'	1.83	0.93
1:G:160:U:O2	1:G:184:G:H2'	1.67	0.93
1:G:216:A:N6	1:G:246:A:H5'	1.83	0.93
1:K:216:A:N6	1:K:246:A:H5'	1.83	0.93
1:O:216:A:N6	1:O:246:A:H5'	1.83	0.93
3:E:141:ILE:HD12	3:E:243:ALA:HB1	1.49	0.93
1:G:78:A:H2'	1:G:79:G:C8	2.04	0.93
3:B:335:LEU:HD22	3:B:400:VAL:HG11	1.49	0.93
1:C:56:A:H2'	1:C:57:C:H5'	1.49	0.93
1:C:126:A:H5'	1:C:127:U:OP1	1.69	0.93
3:B:138:THR:HG22	3:B:199:ASN:ND2	1.84	0.92
3:J:138:THR:HG22	3:J:199:ASN:ND2	1.83	0.92
3:F:369:ILE:O	3:F:372:ILE:HG22	1.69	0.91
3:J:335:LEU:HD22	3:J:400:VAL:HG11	1.50	0.91
1:G:56:A:H2'	1:G:57:C:H5'	1.50	0.91
3:J:369:ILE:O	3:J:372:ILE:HG22	1.70	0.91
3:F:140:LYS:O	3:F:141:ILE:HD13	1.70	0.91
3:F:335:LEU:HD22	3:F:400:VAL:HG11	1.52	0.89
3:M:335:LEU:HD22	3:M:400:VAL:HG11	1.53	0.89

*Continued on next page...*

*Continued from previous page...*

Atom-1	Atom-2	Interatomic distance (Å)	Clash overlap (Å)
3:A:335:LEU:HD22	3:A:400:VAL:HG11	1.53	0.89
3:N:140:LYS:O	3:N:141:ILE:HD13	1.69	0.89
3:N:335:LEU:HD22	3:N:400:VAL:HG11	1.52	0.89
3:J:140:LYS:O	3:J:141:ILE:HD13	1.71	0.89
3:N:44:LYS:HD3	3:N:190:TRP:NE1	1.87	0.89
3:N:369:ILE:O	3:N:372:ILE:HG22	1.72	0.89
1:O:60:C:H42	1:O:79:G:H1	1.15	0.89
1:G:60:C:H42	1:G:79:G:H1	1.19	0.88
3:B:44:LYS:HD3	3:B:190:TRP:NE1	1.88	0.88
3:A:295:GLN:O	3:A:298:LYS:HE2	1.73	0.88
1:C:60:C:H42	1:C:79:G:H1	1.17	0.88
1:K:159:A:H1'	1:K:185:A:N6	1.89	0.88
3:B:140:LYS:O	3:B:141:ILE:HD13	1.71	0.88
3:B:369:ILE:O	3:B:372:ILE:HG22	1.73	0.88
3:M:295:GLN:O	3:M:298:LYS:HE2	1.74	0.88
1:O:159:A:H1'	1:O:185:A:N6	1.88	0.88
1:G:159:A:H1'	1:G:185:A:N6	1.88	0.87
3:J:44:LYS:HD3	3:J:190:TRP:NE1	1.89	0.87
3:E:102:ILE:HD12	3:E:170:LEU:HD11	1.57	0.87
1:O:102:G:N2	1:O:105:C:N3	2.21	0.87
1:K:103(B):A:H2'	1:K:104:A:O4'	1.75	0.87
3:M:318:THR:HG22	3:M:324:LYS:HA	1.54	0.87
1:C:159:A:H1'	1:C:185:A:N6	1.88	0.87
1:C:102:G:N2	1:C:105:C:N3	2.22	0.87
3:M:331:ASN:HD22	3:M:334:TRP:HE1	1.23	0.87
3:I:102:ILE:HD12	3:I:170:LEU:HD11	1.57	0.87
3:A:57:GLU:HG3	3:A:61:LYS:HE3	1.57	0.86
3:F:44:LYS:HD3	3:F:190:TRP:NE1	1.90	0.86
3:B:83:THR:HB	3:B:86:HIS:HB2	1.58	0.86
3:A:331:ASN:HD22	3:A:334:TRP:HE1	1.24	0.86
3:E:318:THR:HG22	3:E:324:LYS:HA	1.56	0.86
1:G:102:G:N2	1:G:105:C:N3	2.23	0.86
3:M:57:GLU:HG3	3:M:61:LYS:HE3	1.58	0.86
3:E:57:GLU:HG3	3:E:61:LYS:HE3	1.57	0.86
3:A:318:THR:HG22	3:A:324:LYS:HA	1.55	0.86
1:K:60:C:H42	1:K:79:G:H1	1.18	0.86
3:A:102:ILE:HD12	3:A:170:LEU:HD11	1.57	0.86
3:I:318:THR:HG22	3:I:324:LYS:HA	1.57	0.86
3:N:83:THR:HB	3:N:86:HIS:HB2	1.58	0.85
3:I:295:GLN:O	3:I:298:LYS:HE2	1.76	0.85
3:M:102:ILE:HD12	3:M:170:LEU:HD11	1.58	0.85

*Continued on next page...*

*Continued from previous page...*

Atom-1	Atom-2	Interatomic distance (Å)	Clash overlap (Å)
1:C:103(B):A:H2'	1:C:104:A:O4'	1.76	0.85
1:G:103(B):A:H2'	1:G:104:A:O4'	1.76	0.85
3:I:57:GLU:HG3	3:I:61:LYS:HE3	1.57	0.85
3:E:208:MET:HE2	3:F:208:MET:SD	2.17	0.85
1:K:105:C:OP2	1:K:105:C:H6	1.58	0.84
3:E:295:GLN:O	3:E:298:LYS:HE2	1.77	0.84
3:E:326:GLY:O	3:E:333:ILE:HD12	1.77	0.84
1:G:149:G:C6	1:G:230:C:N4	2.46	0.84
1:O:103(B):A:H2'	1:O:104:A:O4'	1.77	0.84
3:A:326:GLY:O	3:A:333:ILE:HD12	1.77	0.84
1:C:149:G:C6	1:C:230:C:N4	2.45	0.84
3:I:208:MET:HE2	3:J:208:MET:SD	2.18	0.84
3:M:326:GLY:O	3:M:333:ILE:HD12	1.78	0.83
3:F:83:THR:HB	3:F:86:HIS:HB2	1.60	0.83
3:F:225:LEU:O	3:F:225:LEU:HD23	1.78	0.83
1:O:149:G:C6	1:O:230:C:N4	2.46	0.83
3:E:317:LEU:O	3:E:325:PHE:HB2	1.79	0.83
3:J:188:ALA:HA	3:J:192:ARG:HH11	1.41	0.83
1:C:148:A:N6	1:C:232:A:H5'	1.94	0.83
3:I:317:LEU:O	3:I:325:PHE:HB2	1.79	0.83
1:O:148:A:N6	1:O:232:A:H5'	1.94	0.82
3:N:78:LYS:HD3	3:N:315:PRO:HA	1.61	0.82
3:B:318:THR:HG22	3:B:324:LYS:HA	1.61	0.82
3:E:331:ASN:HD22	3:E:334:TRP:HE1	1.26	0.82
1:G:218:G:H4'	1:G:218:G:OP1	1.80	0.82
1:K:149:G:C6	1:K:230:C:N4	2.46	0.82
3:B:382:ASP:CG	3:B:385:LYS:HB2	2.00	0.82
3:M:317:LEU:O	3:M:325:PHE:HB2	1.79	0.82
3:A:208:MET:HE2	3:B:208:MET:SD	2.19	0.82
3:A:317:LEU:O	3:A:325:PHE:HB2	1.80	0.81
3:J:83:THR:HB	3:J:86:HIS:HB2	1.60	0.81
3:N:207:PRO:O	3:N:211:VAL:HG23	1.80	0.81
1:G:148:A:N6	1:G:232:A:H5'	1.96	0.81
3:B:207:PRO:O	3:B:211:VAL:HG23	1.79	0.81
3:J:225:LEU:HD23	3:J:225:LEU:O	1.79	0.81
3:N:40:LYS:HG3	3:N:41:TYR:H	1.44	0.81
3:B:188:ALA:HA	3:B:192:ARG:HH11	1.44	0.81
1:O:49:U:O4	1:O:117:G:H1'	1.80	0.81
3:F:288:ARG:CZ	3:F:302:PRO:HG3	2.11	0.81
3:I:331:ASN:HD22	3:I:334:TRP:HE1	1.27	0.81
3:N:188:ALA:HA	3:N:192:ARG:HH11	1.44	0.81

*Continued on next page...*

*Continued from previous page...*

Atom-1	Atom-2	Interatomic distance (Å)	Clash overlap (Å)
1:K:78:A:H2'	1:K:79:G:H8	1.46	0.81
3:F:188:ALA:HA	3:F:192:ARG:HH11	1.42	0.81
3:F:318:THR:HG22	3:F:324:LYS:HA	1.62	0.81
3:N:382:ASP:CG	3:N:385:LYS:HB2	2.01	0.81
3:N:318:THR:HG22	3:N:324:LYS:HA	1.62	0.81
3:B:40:LYS:HG3	3:B:41:TYR:H	1.44	0.81
3:F:78:LYS:HD3	3:F:315:PRO:HA	1.61	0.81
1:K:218:G:OP1	1:K:218:G:H4'	1.79	0.80
3:J:44:LYS:HD3	3:J:190:TRP:HE1	1.46	0.80
3:B:78:LYS:HD3	3:B:315:PRO:HA	1.63	0.80
1:K:148:A:N6	1:K:232:A:H5'	1.97	0.80
3:J:288:ARG:CZ	3:J:302:PRO:HG3	2.10	0.80
3:N:44:LYS:HD3	3:N:190:TRP:HE1	1.43	0.80
3:E:359:ASN:HA	3:E:362:LYS:HE2	1.62	0.80
3:I:326:GLY:O	3:I:333:ILE:HD12	1.79	0.80
3:I:359:ASN:HA	3:I:362:LYS:HE2	1.64	0.80
3:B:44:LYS:HD3	3:B:190:TRP:HE1	1.44	0.80
3:B:225:LEU:HD23	3:B:225:LEU:O	1.81	0.80
3:M:359:ASN:HA	3:M:362:LYS:HE2	1.63	0.80
3:E:179:THR:HA	3:E:182:ARG:NH1	1.97	0.80
3:J:78:LYS:HD3	3:J:315:PRO:HA	1.63	0.80
3:N:225:LEU:O	3:N:225:LEU:HD23	1.82	0.80
3:N:288:ARG:CZ	3:N:302:PRO:HG3	2.11	0.80
2:D:1:G:H3'	2:D:1:G:OP2	1.82	0.79
1:K:49:U:O4	1:K:117:G:H1'	1.82	0.79
1:O:78:A:H2'	1:O:79:G:H8	1.44	0.79
3:B:288:ARG:CZ	3:B:302:PRO:HG3	2.11	0.79
1:C:49:U:O4	1:C:117:G:H1'	1.82	0.79
3:E:334:TRP:HB2	3:E:340:THR:OG1	1.83	0.79
1:G:158:A:H8	1:G:188:U:H3	1.27	0.79
3:J:39:PRO:HG2	3:J:42:THR:OG1	1.83	0.79
3:J:40:LYS:HG3	3:J:41:TYR:H	1.46	0.79
3:J:319:ASP:OD1	3:J:321:SER:HB3	1.83	0.79
3:A:359:ASN:HA	3:A:362:LYS:HE2	1.64	0.79
3:J:382:ASP:CG	3:J:385:LYS:HB2	2.02	0.79
1:C:158:A:H8	1:C:188:U:H3	1.31	0.79
2:H:1:G:H3'	2:H:1:G:OP2	1.83	0.79
3:F:207:PRO:O	3:F:211:VAL:HG23	1.83	0.79
1:O:218:G:H4'	1:O:218:G:OP1	1.81	0.79
3:I:273:GLN:O	3:I:277:ILE:HG13	1.83	0.79
3:J:318:THR:HG22	3:J:324:LYS:HA	1.64	0.79

*Continued on next page...*

*Continued from previous page...*

Atom-1	Atom-2	Interatomic distance (Å)	Clash overlap (Å)
3:N:159:ALA:HA	3:N:162:ASN:HD22	1.46	0.78
1:C:78:A:H2'	1:C:79:G:H8	1.44	0.78
3:B:234:MET:HG2	3:B:240:VAL:HG12	1.66	0.78
3:F:382:ASP:CG	3:F:385:LYS:HB2	2.02	0.78
2:P:1:G:H3'	2:P:1:G:OP2	1.83	0.78
3:B:159:ALA:HA	3:B:162:ASN:HD22	1.47	0.78
1:K:158:A:H8	1:K:188:U:H3	1.28	0.78
3:M:208:MET:HE2	3:N:208:MET:SD	2.23	0.78
3:F:40:LYS:HG3	3:F:41:TYR:H	1.47	0.78
3:N:39:PRO:HG2	3:N:42:THR:OG1	1.84	0.78
1:G:78:A:H2'	1:G:79:G:H8	1.47	0.78
3:B:39:PRO:HG2	3:B:42:THR:OG1	1.84	0.78
1:K:224:G:H2'	1:K:225:A:O4'	1.84	0.78
3:A:44:LYS:NZ	3:A:44:LYS:HB3	1.99	0.78
3:N:234:MET:HG2	3:N:240:VAL:HG12	1.66	0.78
3:F:319:ASP:OD1	3:F:321:SER:HB3	1.84	0.78
1:G:49:U:O4	1:G:117:G:H1'	1.84	0.78
2:L:1:G:H3'	2:L:1:G:OP2	1.84	0.78
3:F:39:PRO:HG2	3:F:42:THR:OG1	1.83	0.78
3:I:334:TRP:HB2	3:I:340:THR:OG1	1.84	0.78
3:F:44:LYS:HD3	3:F:190:TRP:HE1	1.46	0.77
3:F:386:ARG:HB3	3:F:389:GLN:HB2	1.65	0.77
1:C:218:G:OP1	1:C:218:G:H4'	1.82	0.77
3:I:44:LYS:NZ	3:I:44:LYS:HB3	1.98	0.77
1:G:224:G:H2'	1:G:225:A:O4'	1.84	0.77
3:B:236:GLN:OE1	3:B:236:GLN:HA	1.83	0.77
3:E:273:GLN:O	3:E:277:ILE:HG13	1.84	0.77
1:C:149:G:C8	1:C:231:G:N2	2.53	0.77
1:O:158:A:H8	1:O:188:U:H3	1.32	0.77
1:O:224:G:H2'	1:O:225:A:O4'	1.85	0.77
3:F:236:GLN:OE1	3:F:236:GLN:HA	1.84	0.77
3:I:179:THR:HA	3:I:182:ARG:NH1	1.98	0.77
3:J:159:ALA:HA	3:J:162:ASN:HD22	1.48	0.77
3:J:207:PRO:O	3:J:211:VAL:HG23	1.84	0.77
1:K:102:G:N2	1:K:105:C:C2	2.49	0.77
3:B:415:MET:HA	3:B:415:MET:CE	2.15	0.77
1:C:31:A:H2'	1:C:32:U:H6	1.50	0.77
1:K:31:A:H2'	1:K:32:U:C6	2.20	0.77
3:E:137:SER:HA	3:E:140:LYS:HE3	1.67	0.76
3:N:415:MET:CE	3:N:415:MET:HA	2.15	0.76
1:C:224:G:H2'	1:C:225:A:O4'	1.85	0.76

*Continued on next page...*

*Continued from previous page...*

Atom-1	Atom-2	Interatomic distance (Å)	Clash overlap (Å)
1:O:149:G:C8	1:O:231:G:N2	2.53	0.76
3:F:234:MET:HG2	3:F:240:VAL:HG12	1.66	0.76
3:J:398:THR:HG23	3:J:403:LYS:HA	1.67	0.76
3:F:159:ALA:HA	3:F:162:ASN:HD22	1.47	0.76
3:J:236:GLN:OE1	3:J:236:GLN:HA	1.84	0.76
3:M:44:LYS:HB3	3:M:44:LYS:NZ	2.00	0.76
1:C:31:A:H2'	1:C:32:U:C6	2.21	0.76
3:J:386:ARG:HB3	3:J:389:GLN:HB2	1.65	0.76
3:M:334:TRP:HB2	3:M:340:THR:OG1	1.86	0.76
3:N:319:ASP:OD1	3:N:321:SER:HB3	1.85	0.76
3:B:83:THR:CB	3:B:86:HIS:HB2	2.16	0.76
3:J:76:TYR:O	3:J:314:VAL:HA	1.86	0.76
3:J:234:MET:HG2	3:J:240:VAL:HG12	1.65	0.76
3:N:236:GLN:OE1	3:N:236:GLN:HA	1.84	0.76
3:B:386:ARG:HB3	3:B:389:GLN:HB2	1.67	0.76
3:A:334:TRP:HB2	3:A:340:THR:OG1	1.86	0.76
3:B:398:THR:HG23	3:B:403:LYS:HA	1.66	0.76
3:I:94:ARG:HH22	3:I:304:THR:HG23	1.51	0.76
1:K:149:G:C8	1:K:231:G:N2	2.54	0.75
1:K:229:A:C2	1:K:230:C:C5	2.73	0.75
3:A:224:MET:HB3	3:A:245:PHE:HE2	1.51	0.75
3:E:44:LYS:HB3	3:E:44:LYS:NZ	2.00	0.75
3:F:385:LYS:O	3:F:385:LYS:HD3	1.86	0.75
3:M:224:MET:HB3	3:M:245:PHE:HE2	1.51	0.75
1:O:57:C:O2'	1:O:58:A:H5'	1.87	0.75
3:N:333:ILE:HG21	3:N:348:TYR:CD1	2.21	0.75
1:K:31:A:H2'	1:K:32:U:H6	1.49	0.75
1:O:31:A:H2'	1:O:32:U:H6	1.51	0.75
3:B:333:ILE:HG21	3:B:348:TYR:CD1	2.21	0.75
3:F:415:MET:CE	3:F:415:MET:HA	2.16	0.75
1:G:31:A:H2'	1:G:32:U:C6	2.21	0.75
3:M:304:THR:HG23	3:M:307:ASP:HB2	1.67	0.75
3:N:83:THR:CB	3:N:86:HIS:HB2	2.17	0.75
3:E:94:ARG:HH22	3:E:304:THR:HG23	1.49	0.75
1:C:132:A:N6	1:G:135:G:O2'	2.19	0.75
3:A:304:THR:HG23	3:A:307:ASP:HB2	1.68	0.75
3:J:385:LYS:O	3:J:385:LYS:HD3	1.87	0.75
3:N:386:ARG:HB2	3:N:386:ARG:NH1	2.01	0.75
1:G:149:G:C8	1:G:231:G:N2	2.54	0.75
3:B:319:ASP:OD1	3:B:321:SER:HB3	1.85	0.75
3:J:353:SER:HB2	3:J:356:GLU:HB2	1.68	0.75

*Continued on next page...*



*Continued from previous page...*

Atom-1	Atom-2	Interatomic distance (Å)	Clash overlap (Å)
3:N:360:LEU:HB3	3:N:392:LEU:HD21	1.67	0.75
1:O:31:A:H2'	1:O:32:U:C6	2.22	0.75
3:F:350:VAL:HG13	3:F:351:ARG:HG3	1.69	0.75
3:M:240:VAL:HG23	3:M:244:GLU:HB2	1.69	0.75
3:B:360:LEU:HB3	3:B:392:LEU:HD21	1.68	0.75
3:M:179:THR:HA	3:M:182:ARG:NH1	2.01	0.75
3:N:40:LYS:HG3	3:N:41:TYR:N	2.01	0.75
3:N:350:VAL:HG13	3:N:351:ARG:HG3	1.69	0.75
3:B:40:LYS:HG3	3:B:41:TYR:N	2.01	0.74
3:B:122:TRP:CZ2	3:B:366:PHE:HA	2.22	0.74
3:F:333:ILE:HG21	3:F:348:TYR:CD1	2.22	0.74
3:F:353:SER:HB2	3:F:356:GLU:HB2	1.68	0.74
1:O:60:C:N4	1:O:79:G:H1	1.85	0.74
3:B:350:VAL:HG13	3:B:351:ARG:HG3	1.69	0.74
3:J:122:TRP:CZ2	3:J:366:PHE:HA	2.22	0.74
3:N:76:TYR:O	3:N:314:VAL:HA	1.87	0.74
3:N:122:TRP:CZ2	3:N:366:PHE:HA	2.22	0.74
1:C:57:C:O2'	1:C:58:A:H5'	1.88	0.74
3:A:240:VAL:HG23	3:A:244:GLU:HB2	1.69	0.74
3:F:398:THR:HG23	3:F:403:LYS:HA	1.68	0.74
3:N:386:ARG:HB3	3:N:389:GLN:HB2	1.69	0.74
3:F:76:TYR:O	3:F:314:VAL:HA	1.86	0.74
3:A:179:THR:HA	3:A:182:ARG:NH1	2.02	0.74
3:M:137:SER:HA	3:M:140:LYS:HE3	1.70	0.74
1:G:229:A:C2	1:G:230:C:C5	2.74	0.74
3:A:137:SER:HA	3:A:140:LYS:HE3	1.70	0.74
3:B:353:SER:HB2	3:B:356:GLU:HB2	1.69	0.74
3:F:180:GLN:O	3:F:183:ALA:HB3	1.88	0.74
1:G:126:A:H1'	1:G:158:A:C2	2.23	0.74
3:F:360:LEU:HB3	3:F:392:LEU:HD21	1.68	0.74
3:J:415:MET:HA	3:J:415:MET:CE	2.17	0.74
3:I:304:THR:HG23	3:I:307:ASP:HB2	1.69	0.74
3:J:350:VAL:HG13	3:J:351:ARG:HG3	1.70	0.74
3:N:398:THR:HG23	3:N:403:LYS:HA	1.68	0.74
1:G:31:A:H2'	1:G:32:U:H6	1.51	0.74
3:A:94:ARG:HH22	3:A:304:THR:HG23	1.53	0.74
3:A:273:GLN:O	3:A:277:ILE:HG13	1.86	0.74
3:B:76:TYR:O	3:B:314:VAL:HA	1.88	0.74
3:B:386:ARG:NH1	3:B:386:ARG:HB2	2.03	0.74
1:G:212:A:H1'	3:F:295:GLN:NE2	2.02	0.73
3:M:94:ARG:HH22	3:M:304:THR:HG23	1.53	0.73

*Continued on next page...*



*Continued from previous page...*

Atom-1	Atom-2	Interatomic distance (Å)	Clash overlap (Å)
1:O:126:A:H1'	1:O:158:A:C2	2.23	0.73
3:A:259:PHE:HA	3:A:264:VAL:H	1.53	0.73
3:E:127:GLY:HA2	3:E:192:ARG:HG3	1.70	0.73
3:F:122:TRP:CZ2	3:F:366:PHE:HA	2.24	0.73
1:C:60:C:N4	1:C:79:G:H1	1.86	0.73
1:C:126:A:H1'	1:C:158:A:C2	2.23	0.73
3:J:386:ARG:NH1	3:J:386:ARG:HB2	2.03	0.73
3:F:386:ARG:HB2	3:F:386:ARG:NH1	2.04	0.73
3:J:333:ILE:HG21	3:J:348:TYR:CD1	2.23	0.73
1:K:57:C:O2'	1:K:58:A:H5'	1.88	0.73
3:E:304:THR:HG23	3:E:307:ASP:HB2	1.68	0.73
3:I:137:SER:HA	3:I:140:LYS:HE3	1.69	0.73
3:I:224:MET:HB3	3:I:245:PHE:HE2	1.53	0.73
3:E:224:MET:HB3	3:E:245:PHE:HE2	1.52	0.73
3:J:39:PRO:O	3:J:42:THR:HB	1.88	0.73
1:G:57:C:O2'	1:G:58:A:H5'	1.88	0.73
1:G:143:G:H1'	1:G:191:U:O2'	1.88	0.73
3:F:367:MET:HE2	3:F:372:ILE:HG13	1.70	0.73
1:K:60:C:N4	1:K:79:G:H1	1.87	0.73
1:K:212:A:H1'	3:J:295:GLN:NE2	2.03	0.73
1:O:149:G:H21	1:O:150:U:H1'	1.54	0.73
3:F:40:LYS:HG3	3:F:41:TYR:N	2.04	0.73
3:J:40:LYS:HG3	3:J:41:TYR:N	2.03	0.73
3:J:360:LEU:HB3	3:J:392:LEU:HD21	1.69	0.72
1:G:149:G:H21	1:G:150:U:H1'	1.53	0.72
3:M:382:ASP:OD2	3:M:385:LYS:HG2	1.89	0.72
1:C:149:G:H21	1:C:150:U:H1'	1.55	0.72
3:N:353:SER:HB2	3:N:356:GLU:HB2	1.70	0.72
1:C:212:A:H1'	3:B:295:GLN:NE2	2.04	0.72
3:A:127:GLY:HA2	3:A:192:ARG:HG3	1.72	0.72
3:F:83:THR:CB	3:F:86:HIS:HB2	2.20	0.72
3:F:400:VAL:O	3:F:400:VAL:HG12	1.90	0.72
3:F:39:PRO:O	3:F:42:THR:HB	1.90	0.72
3:I:259:PHE:HA	3:I:264:VAL:H	1.53	0.72
3:J:367:MET:HE2	3:J:372:ILE:HG13	1.71	0.72
3:M:259:PHE:HA	3:M:264:VAL:H	1.54	0.72
3:N:385:LYS:O	3:N:385:LYS:HD3	1.88	0.72
1:G:105:C:OP2	1:G:105:C:H6	1.73	0.72
1:K:149:G:H21	1:K:150:U:H1'	1.54	0.72
3:B:367:MET:HE2	3:B:372:ILE:HG13	1.71	0.72
3:E:259:PHE:HA	3:E:264:VAL:H	1.54	0.72

*Continued on next page...*

*Continued from previous page...*

Atom-1	Atom-2	Interatomic distance (Å)	Clash overlap (Å)
1:G:60:C:N4	1:G:79:G:H1	1.88	0.72
1:K:143:G:H1'	1:K:191:U:O2'	1.90	0.72
3:A:209:LEU:HD12	3:B:203:TRP:HB3	1.72	0.72
3:B:385:LYS:O	3:B:385:LYS:HD3	1.88	0.72
3:J:356:GLU:HB3	3:J:360:LEU:HD12	1.72	0.72
3:N:351:ARG:O	3:N:352:ARG:HG2	1.89	0.72
1:C:24:A:H2'	1:C:25:A:C8	2.25	0.72
1:G:159:A:H1'	1:G:185:A:H61	1.55	0.72
1:G:199:U:O4	1:G:214:A:N1	2.23	0.72
3:E:240:VAL:HG23	3:E:244:GLU:HB2	1.70	0.72
3:I:111:VAL:HA	3:I:114:LEU:CD1	2.19	0.72
3:I:240:VAL:HG23	3:I:244:GLU:HB2	1.70	0.72
3:N:198:ASN:O	3:N:201:HIS:HB2	1.90	0.72
1:C:199:U:O4	1:C:214:A:N1	2.23	0.71
1:O:57:C:C2'	1:O:58:A:H5'	2.19	0.71
1:O:199:U:O4	1:O:214:A:N1	2.23	0.71
3:J:180:GLN:O	3:J:183:ALA:HB3	1.90	0.71
1:K:24:A:H2'	1:K:25:A:C8	2.25	0.71
3:A:111:VAL:HA	3:A:114:LEU:CD1	2.20	0.71
3:I:171:LYS:O	3:I:175:GLU:HG3	1.90	0.71
3:J:83:THR:CB	3:J:86:HIS:HB2	2.20	0.71
3:E:82:GLY:O	3:E:87:ILE:HD11	1.90	0.71
3:F:356:GLU:HB3	3:F:360:LEU:HD12	1.72	0.71
1:C:57:C:C2'	1:C:58:A:H5'	2.20	0.71
1:K:57:C:O2	1:K:57:C:H2'	1.90	0.71
3:A:137:SER:HB3	3:B:209:LEU:HD21	1.72	0.71
1:K:57:C:C2'	1:K:58:A:H5'	2.21	0.71
1:O:24:A:H2'	1:O:25:A:C8	2.26	0.71
1:O:56:A:C2'	1:O:57:C:H5'	2.21	0.71
3:B:198:ASN:O	3:B:201:HIS:HB2	1.90	0.71
3:E:111:VAL:HA	3:E:114:LEU:CD1	2.20	0.71
3:M:127:GLY:HA2	3:M:192:ARG:HG3	1.73	0.71
3:M:273:GLN:O	3:M:277:ILE:HG13	1.89	0.71
1:C:229:A:C2	1:C:230:C:C5	2.74	0.71
3:B:42:THR:O	3:B:45:ILE:HG22	1.91	0.71
3:N:273:GLN:O	3:N:277:ILE:HG13	1.91	0.71
1:O:159:A:H1'	1:O:185:A:H61	1.55	0.71
3:A:142:GLY:O	3:A:144:PRO:HD3	1.90	0.71
3:A:197:VAL:HG12	3:A:198:ASN:H	1.54	0.71
3:M:137:SER:HB3	3:N:209:LEU:HD21	1.72	0.71
3:M:220:ARG:HE	3:N:240:VAL:H	1.38	0.71

*Continued on next page...*

*Continued from previous page...*

Atom-1	Atom-2	Interatomic distance (Å)	Clash overlap (Å)
3:F:214:ARG:O	3:F:215:VAL:HG13	1.91	0.71
1:C:105:C:H2'	1:C:106:G:H5'	1.73	0.71
1:K:199:U:O4	1:K:214:A:N1	2.23	0.71
3:B:351:ARG:O	3:B:352:ARG:HG2	1.90	0.71
1:C:56:A:C2'	1:C:57:C:H5'	2.21	0.70
1:G:158:A:H8	1:G:188:U:N3	1.88	0.70
1:C:159:A:H1'	1:C:185:A:H61	1.55	0.70
1:O:105:C:H2'	1:O:106:G:H5'	1.73	0.70
3:A:111:VAL:HA	3:A:114:LEU:HD12	1.73	0.70
3:A:197:VAL:HG12	3:A:198:ASN:N	2.06	0.70
3:E:290:SER:O	3:E:292:PRO:HD3	1.91	0.70
3:M:111:VAL:HA	3:M:114:LEU:CD1	2.21	0.70
1:C:90:G:H1	1:C:116:U:H3	1.38	0.70
3:A:382:ASP:OD2	3:A:385:LYS:HG2	1.92	0.70
3:J:351:ARG:O	3:J:352:ARG:HG2	1.90	0.70
1:G:105:C:OP2	1:G:105:C:C6	2.45	0.70
3:E:319:ASP:OD2	3:E:323:ALA:HB3	1.91	0.70
3:I:44:LYS:HB3	3:I:44:LYS:HZ2	1.53	0.70
1:G:83:A:H2'	1:G:84:U:H5'	1.74	0.70
1:O:229:A:C2	1:O:230:C:C5	2.74	0.70
3:E:209:LEU:HD12	3:F:203:TRP:HB3	1.74	0.70
3:I:127:GLY:HA2	3:I:192:ARG:HG3	1.72	0.70
3:I:209:LEU:HD12	3:J:203:TRP:HB3	1.72	0.70
1:G:24:A:H2'	1:G:25:A:C8	2.25	0.70
1:K:126:A:H1'	1:K:158:A:C2	2.25	0.70
3:A:204:ASN:HA	3:B:209:LEU:HD12	1.72	0.70
3:N:39:PRO:O	3:N:42:THR:HB	1.92	0.70
3:N:367:MET:HE2	3:N:372:ILE:HG13	1.73	0.70
3:A:319:ASP:OD2	3:A:323:ALA:HB3	1.89	0.70
3:F:198:ASN:O	3:F:201:HIS:HB2	1.92	0.70
3:I:319:ASP:OD2	3:I:323:ALA:HB3	1.91	0.70
3:M:142:GLY:O	3:M:144:PRO:HD3	1.91	0.70
3:M:290:SER:O	3:M:292:PRO:HD3	1.92	0.70
3:N:42:THR:O	3:N:45:ILE:HG22	1.92	0.70
1:G:203:U:H2'	1:G:204:G:H8	1.57	0.70
1:K:158:A:H8	1:K:188:U:N3	1.89	0.70
3:M:171:LYS:O	3:M:175:GLU:HG3	1.91	0.70
1:G:57:C:C2'	1:G:58:A:H5'	2.22	0.70
1:O:57:C:O2	1:O:57:C:H2'	1.90	0.70
1:O:143:G:H1'	1:O:191:U:O2'	1.91	0.70
3:B:39:PRO:O	3:B:42:THR:HB	1.92	0.70

*Continued on next page...*

*Continued from previous page...*

Atom-1	Atom-2	Interatomic distance (Å)	Clash overlap (Å)
3:B:180:GLN:O	3:B:183:ALA:HB3	1.92	0.70
3:A:290:SER:O	3:A:292:PRO:HD3	1.92	0.70
3:I:220:ARG:HE	3:J:240:VAL:H	1.39	0.70
1:C:143:G:H1'	1:C:191:U:O2'	1.91	0.69
3:E:142:GLY:O	3:E:144:PRO:HD3	1.91	0.69
3:F:351:ARG:O	3:F:352:ARG:HG2	1.92	0.69
3:I:305:ALA:O	3:I:308:GLU:HG2	1.92	0.69
1:K:159:A:H1'	1:K:185:A:H61	1.56	0.69
3:I:142:GLY:O	3:I:144:PRO:HD3	1.92	0.69
3:I:290:SER:O	3:I:292:PRO:HD3	1.91	0.69
3:M:197:VAL:HG12	3:M:198:ASN:H	1.56	0.69
1:K:35:A:H2'	1:K:35:A:N3	2.08	0.69
3:M:319:ASP:OD2	3:M:323:ALA:HB3	1.90	0.69
3:N:180:GLN:O	3:N:183:ALA:HB3	1.93	0.69
3:N:214:ARG:O	3:N:215:VAL:HG13	1.91	0.69
3:M:82:GLY:O	3:M:87:ILE:HD11	1.93	0.69
1:G:105:C:H2'	1:G:106:G:H5'	1.74	0.69
1:O:105:C:OP2	1:O:105:C:H6	1.74	0.69
3:E:350:VAL:HG22	3:E:386:ARG:NH2	2.07	0.69
3:I:350:VAL:HG22	3:I:386:ARG:NH2	2.07	0.69
3:J:214:ARG:O	3:J:215:VAL:HG13	1.92	0.69
1:O:90:G:H1	1:O:116:U:H3	1.39	0.69
3:M:209:LEU:HD12	3:N:203:TRP:HB3	1.74	0.69
1:C:57:C:O2	1:C:57:C:H2'	1.92	0.69
1:O:83:A:H2'	1:O:84:U:H5'	1.75	0.69
1:O:212:A:H1'	3:N:295:GLN:NE2	2.08	0.69
3:I:59:ILE:HB	3:I:92:ARG:HG3	1.74	0.69
3:M:197:VAL:HG12	3:M:198:ASN:N	2.08	0.69
3:N:356:GLU:HB3	3:N:360:LEU:HD12	1.72	0.69
1:G:90:G:H1	1:G:116:U:H3	1.40	0.69
1:K:212:A:H1'	3:J:295:GLN:HE22	1.57	0.69
3:B:356:GLU:HB3	3:B:360:LEU:HD12	1.73	0.69
3:E:171:LYS:O	3:E:175:GLU:HG3	1.92	0.69
1:C:105:C:OP2	1:C:105:C:H6	1.75	0.69
3:A:59:ILE:HB	3:A:92:ARG:HG3	1.75	0.69
3:B:273:GLN:O	3:B:277:ILE:HG13	1.93	0.69
3:J:198:ASN:O	3:J:201:HIS:HB2	1.93	0.69
3:M:111:VAL:HA	3:M:114:LEU:HD12	1.75	0.69
1:C:158:A:H8	1:C:188:U:N3	1.91	0.68
1:G:57:C:O2	1:G:57:C:H2'	1.91	0.68
3:B:214:ARG:O	3:B:215:VAL:HG13	1.92	0.68

*Continued on next page...*

*Continued from previous page...*

Atom-1	Atom-2	Interatomic distance (Å)	Clash overlap (Å)
3:F:273:GLN:O	3:F:277:ILE:HG13	1.93	0.68
3:I:137:SER:HB3	3:J:209:LEU:HD21	1.74	0.68
3:I:197:VAL:HG12	3:I:198:ASN:H	1.59	0.68
3:M:331:ASN:ND2	3:M:334:TRP:HE1	1.89	0.68
3:M:392:LEU:HD23	3:M:392:LEU:C	2.13	0.68
1:C:35:A:H2'	1:C:35:A:N3	2.07	0.68
3:M:59:ILE:HB	3:M:92:ARG:HG3	1.75	0.68
1:K:83:A:H2'	1:K:84:U:H5'	1.74	0.68
3:E:197:VAL:HG12	3:E:198:ASN:H	1.57	0.68
1:O:105:C:OP2	1:O:105:C:C6	2.46	0.68
3:A:141:ILE:HD12	3:A:243:ALA:CB	2.23	0.68
3:A:220:ARG:HE	3:B:240:VAL:H	1.41	0.68
3:I:259:PHE:HE1	3:I:288:ARG:NE	1.91	0.68
3:I:324:LYS:HB3	3:I:324:LYS:NZ	2.08	0.68
1:G:35:A:N3	1:G:35:A:H2'	2.08	0.68
1:K:90:G:H1	1:K:116:U:H3	1.40	0.68
1:O:35:A:N3	1:O:35:A:H2'	2.07	0.68
1:O:158:A:H8	1:O:188:U:N3	1.91	0.68
3:A:171:LYS:O	3:A:175:GLU:HG3	1.93	0.68
3:I:82:GLY:O	3:I:87:ILE:HD11	1.92	0.68
3:J:400:VAL:O	3:J:400:VAL:HG12	1.93	0.68
1:C:148:A:H62	1:C:232:A:H5'	1.59	0.68
1:G:102:G:H2'	1:G:103:G:C8	2.29	0.68
3:I:382:ASP:OD2	3:I:385:LYS:HG2	1.94	0.68
3:M:83:THR:OG1	3:M:86:HIS:HB3	1.94	0.68
1:C:105:C:OP2	1:C:105:C:C6	2.46	0.68
1:O:148:A:H62	1:O:232:A:H5'	1.59	0.68
3:I:111:VAL:HA	3:I:114:LEU:HD12	1.75	0.68
3:I:204:ASN:HA	3:J:209:LEU:HD12	1.76	0.68
3:N:357:VAL:HG21	3:N:388:ALA:CB	2.23	0.68
3:A:82:GLY:O	3:A:87:ILE:HD11	1.94	0.68
3:A:331:ASN:ND2	3:A:334:TRP:HE1	1.90	0.68
3:E:83:THR:OG1	3:E:86:HIS:HB3	1.94	0.68
3:E:111:VAL:HA	3:E:114:LEU:HD12	1.76	0.68
3:E:305:ALA:O	3:E:308:GLU:HG2	1.93	0.68
3:A:392:LEU:HD23	3:A:392:LEU:C	2.14	0.68
3:E:392:LEU:HD23	3:E:392:LEU:C	2.14	0.68
3:M:204:ASN:HA	3:N:209:LEU:HD12	1.75	0.68
3:M:259:PHE:HE1	3:M:288:ARG:NE	1.92	0.68
3:M:305:ALA:O	3:M:308:GLU:HG2	1.93	0.68
1:K:105:C:H2'	1:K:106:G:H5'	1.75	0.67

*Continued on next page...*

*Continued from previous page...*

Atom-1	Atom-2	Interatomic distance (Å)	Clash overlap (Å)
1:O:102:G:H2'	1:O:103:G:C8	2.28	0.67
3:M:350:VAL:HG22	3:M:386:ARG:NH2	2.08	0.67
1:C:83:A:H2'	1:C:84:U:H5'	1.76	0.67
3:A:350:VAL:HG22	3:A:386:ARG:NH2	2.08	0.67
3:M:141:ILE:HD12	3:M:243:ALA:CB	2.23	0.67
3:N:400:VAL:O	3:N:400:VAL:HG12	1.94	0.67
1:G:204:G:H1	1:G:209:C:H42	1.43	0.67
1:K:56:A:C2'	1:K:57:C:H5'	2.21	0.67
3:E:204:ASN:HA	3:F:209:LEU:HD12	1.77	0.67
1:G:56:A:C2'	1:G:57:C:H5'	2.23	0.67
1:K:149:G:O6	1:K:229:A:N6	2.27	0.67
3:B:357:VAL:HG21	3:B:388:ALA:CB	2.24	0.67
3:E:220:ARG:HE	3:F:240:VAL:H	1.41	0.67
3:F:96:ILE:HD12	3:F:97:GLY:N	2.10	0.67
3:I:415:MET:O	3:I:416:MET:HB2	1.94	0.67
1:G:212:A:H1'	3:F:295:GLN:HE22	1.57	0.67
3:B:166:ILE:HA	3:B:169:GLN:HE21	1.59	0.67
3:E:59:ILE:HB	3:E:92:ARG:HG3	1.74	0.67
3:E:197:VAL:HG12	3:E:198:ASN:N	2.10	0.67
3:F:357:VAL:HG21	3:F:388:ALA:CB	2.25	0.67
3:F:390:HIS:CE1	3:F:410:GLU:HG3	2.30	0.67
3:I:392:LEU:HD23	3:I:392:LEU:C	2.15	0.67
3:M:324:LYS:NZ	3:M:324:LYS:HB3	2.10	0.67
1:K:203:U:H2'	1:K:204:G:H8	1.58	0.67
3:A:305:ALA:O	3:A:308:GLU:HG2	1.94	0.67
3:E:331:ASN:ND2	3:E:334:TRP:HE1	1.92	0.67
3:E:382:ASP:OD2	3:E:385:LYS:HG2	1.93	0.67
3:J:273:GLN:O	3:J:277:ILE:HG13	1.95	0.67
1:C:102:G:H2'	1:C:103:G:C8	2.29	0.67
3:A:324:LYS:HB3	3:A:324:LYS:NZ	2.10	0.67
3:B:392:LEU:O	3:B:392:LEU:HD12	1.94	0.67
3:J:42:THR:O	3:J:45:ILE:HG22	1.95	0.67
3:J:357:VAL:HG21	3:J:388:ALA:CB	2.25	0.67
1:C:149:G:O6	1:C:229:A:N6	2.28	0.67
3:E:324:LYS:NZ	3:E:324:LYS:HB3	2.09	0.67
3:J:96:ILE:HD12	3:J:97:GLY:N	2.10	0.67
3:B:369:ILE:HD13	3:B:370:SER:H	1.58	0.67
3:E:179:THR:HA	3:E:182:ARG:HH12	1.57	0.67
3:M:109:LEU:HD11	3:M:166:ILE:HG23	1.77	0.67
3:N:166:ILE:HA	3:N:169:GLN:HE21	1.60	0.67
3:E:301:THR:O	3:E:303:LYS:HG3	1.95	0.66

*Continued on next page...*

*Continued from previous page...*

Atom-1	Atom-2	Interatomic distance (Å)	Clash overlap (Å)
3:I:207:PRO:HA	3:J:206:GLN:O	1.95	0.66
3:I:241:SER:HA	3:J:219:LEU:O	1.95	0.66
3:J:166:ILE:HA	3:J:169:GLN:HE21	1.60	0.66
1:O:149:G:O6	1:O:229:A:N6	2.29	0.66
3:B:390:HIS:CE1	3:B:410:GLU:HG3	2.30	0.66
3:E:259:PHE:HE1	3:E:288:ARG:NE	1.92	0.66
3:F:294:PRO:HG2	3:F:295:GLN:H	1.60	0.66
3:I:141:ILE:HD12	3:I:243:ALA:CB	2.24	0.66
3:J:390:HIS:CE1	3:J:410:GLU:HG3	2.29	0.66
3:N:122:TRP:HZ2	3:N:366:PHE:HA	1.59	0.66
3:N:159:ALA:O	3:N:162:ASN:HB2	1.95	0.66
3:N:378:GLU:HB3	3:N:387:VAL:HG11	1.77	0.66
3:N:390:HIS:CE1	3:N:410:GLU:HG3	2.30	0.66
1:K:149:G:H21	1:K:150:U:C1'	2.08	0.66
3:F:386:ARG:HH12	3:F:390:HIS:CD2	2.14	0.66
3:N:178:ASP:O	3:N:181:MET:HB3	1.95	0.66
3:A:259:PHE:HE1	3:A:288:ARG:NE	1.94	0.66
3:F:122:TRP:HZ2	3:F:366:PHE:HA	1.61	0.66
3:I:301:THR:O	3:I:303:LYS:HG3	1.95	0.66
3:M:301:THR:O	3:M:303:LYS:HG3	1.94	0.66
1:C:203:U:H2'	1:C:204:G:H8	1.59	0.66
1:O:203:U:H2'	1:O:204:G:H8	1.59	0.66
3:B:122:TRP:HZ2	3:B:366:PHE:HA	1.60	0.66
3:B:378:GLU:HB3	3:B:387:VAL:HG11	1.78	0.66
3:E:258:LEU:HB3	3:E:264:VAL:HG21	1.76	0.66
3:E:398:THR:O	3:E:402:GLY:N	2.27	0.66
3:I:179:THR:HA	3:I:182:ARG:HH12	1.58	0.66
1:K:102:G:H1	1:K:105:C:N4	1.93	0.66
3:B:400:VAL:O	3:B:400:VAL:HG12	1.95	0.66
3:I:197:VAL:HG12	3:I:198:ASN:N	2.10	0.66
3:F:42:THR:O	3:F:45:ILE:HG22	1.96	0.66
3:J:392:LEU:O	3:J:392:LEU:HD12	1.95	0.66
3:N:294:PRO:HG2	3:N:295:GLN:H	1.61	0.66
1:G:149:G:H21	1:G:150:U:C1'	2.08	0.66
3:M:241:SER:HA	3:N:219:LEU:O	1.95	0.66
1:G:214:A:O2'	1:G:215:G:H5'	1.95	0.66
3:E:44:LYS:HB3	3:E:44:LYS:HZ2	1.60	0.66
3:E:137:SER:HB3	3:F:209:LEU:HD21	1.76	0.66
3:F:166:ILE:HA	3:F:169:GLN:HE21	1.59	0.66
3:M:133:LEU:HD12	3:M:197:VAL:HB	1.78	0.66
3:B:266:MET:HA	3:B:310:VAL:O	1.96	0.65

*Continued on next page...*



*Continued from previous page...*

Atom-1	Atom-2	Interatomic distance (Å)	Clash overlap (Å)
3:E:79:ASP:HB3	3:E:274:TYR:CE1	2.31	0.65
3:I:61:LYS:HB2	3:I:61:LYS:HZ3	1.60	0.65
3:J:369:ILE:HD13	3:J:370:SER:H	1.61	0.65
3:M:79:ASP:HB3	3:M:274:TYR:CE1	2.31	0.65
3:N:392:LEU:HD12	3:N:392:LEU:O	1.95	0.65
1:C:149:G:H21	1:C:150:U:C1'	2.09	0.65
1:K:204:G:H1	1:K:209:C:H42	1.43	0.65
1:O:149:G:H21	1:O:150:U:C1'	2.09	0.65
1:O:228:A:C2	1:O:229:A:C8	2.84	0.65
3:A:79:ASP:HB3	3:A:274:TYR:CE1	2.31	0.65
3:J:213:ARG:HG3	3:J:217:HIS:CD2	2.30	0.65
3:M:179:THR:HA	3:M:182:ARG:HH12	1.61	0.65
1:C:159:A:O2'	1:C:160:U:OP1	2.13	0.65
1:K:36:A:H2'	1:K:37:A:O4'	1.96	0.65
1:K:188:U:H2'	1:K:189:A:H8	1.61	0.65
1:G:142:G:H1	1:G:155:C:H42	1.43	0.65
1:G:149:G:O6	1:G:229:A:N6	2.28	0.65
3:A:83:THR:OG1	3:A:86:HIS:HB3	1.97	0.65
3:A:301:THR:O	3:A:303:LYS:HG3	1.96	0.65
3:B:294:PRO:HG2	3:B:295:GLN:H	1.61	0.65
3:I:380:ILE:HD12	3:I:381:LYS:HG3	1.79	0.65
3:M:258:LEU:HB3	3:M:264:VAL:HG21	1.79	0.65
3:M:415:MET:O	3:M:416:MET:HB2	1.96	0.65
3:N:96:ILE:HD12	3:N:97:GLY:N	2.11	0.65
1:G:14:U:H1'	1:G:34:G:N2	2.11	0.65
1:K:214:A:O2'	1:K:215:G:H5'	1.96	0.65
3:E:141:ILE:HD12	3:E:243:ALA:CB	2.23	0.65
3:E:207:PRO:HA	3:F:206:GLN:O	1.96	0.65
3:E:380:ILE:HD12	3:E:381:LYS:HG3	1.78	0.65
3:N:369:ILE:HD13	3:N:370:SER:H	1.60	0.65
1:C:151:G:O2'	1:C:152:A:H5'	1.96	0.65
3:B:96:ILE:HD12	3:B:97:GLY:N	2.11	0.65
3:F:392:LEU:HD12	3:F:392:LEU:O	1.96	0.65
3:M:130:ALA:O	3:M:131:PHE:CD2	2.50	0.65
1:K:148:A:H62	1:K:232:A:H5'	1.62	0.65
3:E:397:VAL:HG12	3:E:406:ALA:HB2	1.78	0.65
3:M:380:ILE:HD12	3:M:381:LYS:HG3	1.79	0.65
3:B:159:ALA:O	3:B:162:ASN:HB2	1.97	0.65
3:E:49:GLU:O	3:E:53:GLN:HG2	1.96	0.65
3:F:369:ILE:HD13	3:F:370:SER:H	1.60	0.65
3:I:398:THR:O	3:I:402:GLY:N	2.29	0.65

*Continued on next page...*



*Continued from previous page...*

Atom-1	Atom-2	Interatomic distance (Å)	Clash overlap (Å)
3:N:266:MET:HA	3:N:310:VAL:O	1.97	0.65
1:O:151:G:O2'	1:O:152:A:H5'	1.96	0.65
3:A:415:MET:O	3:A:416:MET:HB2	1.96	0.65
3:E:98:ALA:HB2	3:E:266:MET:HB3	1.79	0.65
3:I:83:THR:OG1	3:I:86:HIS:HB3	1.96	0.65
3:I:397:VAL:HG12	3:I:406:ALA:HB2	1.79	0.65
3:N:357:VAL:HG21	3:N:388:ALA:HB1	1.79	0.65
3:A:49:GLU:O	3:A:53:GLN:HG2	1.96	0.65
3:A:130:ALA:O	3:A:131:PHE:CD2	2.50	0.65
3:F:97:GLY:HA2	3:F:129:LYS:O	1.97	0.65
3:I:181:MET:O	3:I:186:TYR:HB2	1.97	0.65
3:M:181:MET:O	3:M:186:TYR:HB2	1.97	0.65
3:A:380:ILE:HD12	3:A:381:LYS:HG3	1.79	0.64
3:E:326:GLY:O	3:E:332:ALA:HB1	1.96	0.64
3:F:159:ALA:O	3:F:162:ASN:HB2	1.97	0.64
3:I:49:GLU:O	3:I:53:GLN:HG2	1.98	0.64
3:I:98:ALA:HB2	3:I:266:MET:HB3	1.79	0.64
3:J:122:TRP:HZ2	3:J:366:PHE:HA	1.59	0.64
3:M:49:GLU:O	3:M:53:GLN:HG2	1.96	0.64
3:M:207:PRO:HA	3:N:206:GLN:O	1.97	0.64
1:O:36:A:H2'	1:O:37:A:O4'	1.97	0.64
3:A:258:LEU:HB3	3:A:264:VAL:HG21	1.79	0.64
3:B:355:GLN:OE1	3:B:356:GLU:HG3	1.97	0.64
3:E:123:MET:O	3:E:128:TYR:HD1	1.79	0.64
3:E:335:LEU:CD2	3:E:400:VAL:HG11	2.26	0.64
3:J:357:VAL:HG21	3:J:388:ALA:HB1	1.79	0.64
1:G:227:U:H1'	1:G:229:A:C2	2.33	0.64
3:B:357:VAL:HG21	3:B:388:ALA:HB1	1.79	0.64
3:E:133:LEU:HD12	3:E:197:VAL:HB	1.80	0.64
3:E:326:GLY:C	3:E:333:ILE:HD12	2.18	0.64
3:F:357:VAL:HG13	3:F:358:GLU:N	2.12	0.64
1:C:204:G:H1	1:C:209:C:H42	1.44	0.64
1:C:214:A:O2'	1:C:215:G:H5'	1.97	0.64
1:K:14:U:H1'	1:K:34:G:N2	2.12	0.64
1:K:102:G:H2'	1:K:103:G:C8	2.33	0.64
3:N:355:GLN:OE1	3:N:356:GLU:HG3	1.98	0.64
1:C:247:U:H2'	1:C:248:A:C4	2.33	0.64
1:G:36:A:H2'	1:G:37:A:O4'	1.97	0.64
1:G:188:U:H2'	1:G:189:A:H8	1.61	0.64
1:O:227:U:H1'	1:O:229:A:C2	2.32	0.64
3:A:179:THR:HA	3:A:182:ARG:HH12	1.62	0.64

*Continued on next page...*

*Continued from previous page...*

Atom-1	Atom-2	Interatomic distance (Å)	Clash overlap (Å)
3:A:207:PRO:HA	3:B:206:GLN:O	1.97	0.64
3:I:61:LYS:HZ3	3:I:63:LYS:HG3	1.61	0.64
3:I:317:LEU:C	3:I:325:PHE:HB2	2.18	0.64
3:J:386:ARG:HH12	3:J:390:HIS:CD2	2.15	0.64
3:M:98:ALA:HB2	3:M:266:MET:HB3	1.78	0.64
3:N:347:GLY:HA3	3:N:351:ARG:HH12	1.62	0.64
1:C:212:A:H1'	3:B:295:GLN:HE22	1.60	0.64
3:F:355:GLN:OE1	3:F:356:GLU:HG3	1.98	0.64
3:I:79:ASP:HB3	3:I:274:TYR:CE1	2.33	0.64
3:I:109:LEU:HD11	3:I:166:ILE:HG23	1.78	0.64
1:C:36:A:H2'	1:C:37:A:O4'	1.97	0.64
1:O:247:U:H2'	1:O:248:A:C4	2.33	0.64
3:B:347:GLY:HA3	3:B:351:ARG:HH12	1.62	0.64
3:J:415:MET:HA	3:J:415:MET:HE3	1.79	0.64
1:C:227:U:H1'	1:C:229:A:C2	2.32	0.64
3:I:73:GLU:HG2	3:I:369:ILE:HG13	1.80	0.64
3:I:108:SER:HA	3:I:169:GLN:NE2	2.00	0.64
3:I:130:ALA:O	3:I:131:PHE:CD2	2.51	0.64
3:J:294:PRO:HG2	3:J:295:GLN:H	1.63	0.64
1:O:160:U:O2	1:O:184:G:C2'	2.44	0.64
3:A:133:LEU:HD12	3:A:197:VAL:HB	1.80	0.64
3:F:357:VAL:HG21	3:F:388:ALA:HB1	1.79	0.64
3:I:326:GLY:O	3:I:332:ALA:HB1	1.97	0.64
3:M:326:GLY:O	3:M:332:ALA:HB1	1.98	0.64
3:A:398:THR:O	3:A:402:GLY:N	2.31	0.64
3:E:61:LYS:HZ3	3:E:63:LYS:HG3	1.63	0.64
3:E:240:VAL:HG23	3:E:244:GLU:OE2	1.98	0.64
3:M:317:LEU:C	3:M:325:PHE:HB2	2.18	0.64
1:C:142:G:H1	1:C:155:C:H42	1.45	0.63
1:G:148:A:H62	1:G:232:A:H5'	1.61	0.63
1:G:185:A:O2'	1:G:186:U:OP2	2.16	0.63
1:K:251:U:O2'	1:K:252:G:H5'	1.99	0.63
1:C:160:U:O2	1:C:184:G:C2'	2.45	0.63
1:G:238:U:H2'	1:G:239:C:C6	2.34	0.63
1:K:142:G:H1	1:K:155:C:H42	1.45	0.63
1:K:247:U:H2'	1:K:248:A:C4	2.33	0.63
1:O:25:A:H1'	1:O:171:C:C4'	2.28	0.63
3:A:208:MET:HG2	3:A:212:LEU:HD12	1.80	0.63
3:B:178:ASP:O	3:B:181:MET:HB3	1.98	0.63
3:M:398:THR:O	3:M:402:GLY:N	2.31	0.63
1:O:142:G:H1	1:O:155:C:H42	1.44	0.63

*Continued on next page...*

*Continued from previous page...*

Atom-1	Atom-2	Interatomic distance (Å)	Clash overlap (Å)
1:O:214:A:O2'	1:O:215:G:H5'	1.98	0.63
3:B:386:ARG:HH12	3:B:390:HIS:CD2	2.15	0.63
3:E:241:SER:HA	3:F:219:LEU:O	1.97	0.63
3:N:386:ARG:HH12	3:N:390:HIS:CD2	2.15	0.63
3:F:213:ARG:HG3	3:F:217:HIS:CD2	2.33	0.63
3:F:266:MET:HA	3:F:310:VAL:O	1.98	0.63
3:I:258:LEU:HB3	3:I:264:VAL:HG21	1.80	0.63
3:M:240:VAL:HG23	3:M:244:GLU:OE2	1.97	0.63
3:N:357:VAL:HG13	3:N:358:GLU:N	2.14	0.63
1:G:251:U:O2'	1:G:252:G:H5'	1.98	0.63
3:E:67:THR:HB	3:E:91:MET:HE1	1.80	0.63
3:E:415:MET:O	3:E:416:MET:HB2	1.96	0.63
3:J:159:ALA:O	3:J:162:ASN:HB2	1.97	0.63
3:J:232:ASN:C	3:J:234:MET:H	2.02	0.63
3:N:297:ARG:HA	3:N:300:VAL:CG2	2.29	0.63
1:C:188:U:H2'	1:C:189:A:H8	1.61	0.63
1:G:15:U:O4'	1:G:35:A:N6	2.32	0.63
1:G:247:U:H2'	1:G:248:A:C4	2.34	0.63
1:K:228:A:C2	1:K:229:A:C8	2.86	0.63
3:B:213:ARG:HG3	3:B:217:HIS:CD2	2.34	0.63
3:E:411:ASP:O	3:E:415:MET:HB2	1.98	0.63
3:F:232:ASN:C	3:F:234:MET:H	2.02	0.63
3:I:331:ASN:ND2	3:I:334:TRP:HE1	1.94	0.63
3:J:355:GLN:NE2	3:J:356:GLU:N	2.46	0.63
3:M:397:VAL:HG12	3:M:406:ALA:HB2	1.80	0.63
3:F:378:GLU:HB3	3:F:387:VAL:HG11	1.80	0.63
3:J:357:VAL:HG13	3:J:358:GLU:N	2.14	0.63
1:K:151:G:O2'	1:K:152:A:H5'	1.99	0.63
3:B:97:GLY:HA2	3:B:129:LYS:O	1.99	0.63
3:F:230:VAL:HG12	3:F:234:MET:SD	2.39	0.63
3:F:390:HIS:HE1	3:F:410:GLU:HG3	1.64	0.63
3:I:270:GLY:H	3:I:273:GLN:HG3	1.62	0.63
3:I:411:ASP:O	3:I:415:MET:HB2	1.99	0.63
3:J:355:GLN:OE1	3:J:356:GLU:HG3	1.99	0.63
3:J:403:LYS:HG3	3:J:404:GLN:N	2.13	0.63
3:M:44:LYS:HB3	3:M:44:LYS:HZ3	1.64	0.63
1:O:204:G:H1	1:O:209:C:H42	1.45	0.63
3:A:109:LEU:HD11	3:A:166:ILE:HG23	1.81	0.63
3:B:403:LYS:HG3	3:B:404:GLN:N	2.14	0.63
3:F:178:ASP:O	3:F:181:MET:HB3	1.99	0.63
3:I:335:LEU:CD2	3:I:400:VAL:HG11	2.27	0.63

*Continued on next page...*

*Continued from previous page...*

Atom-1	Atom-2	Interatomic distance (Å)	Clash overlap (Å)
3:J:97:GLY:HA2	3:J:129:LYS:O	1.98	0.63
3:J:378:GLU:HB3	3:J:387:VAL:HG11	1.79	0.63
1:C:251:U:O2'	1:C:252:G:H5'	1.99	0.62
3:A:44:LYS:HB3	3:A:44:LYS:HZ3	1.64	0.62
3:E:317:LEU:C	3:E:325:PHE:HB2	2.18	0.62
3:F:403:LYS:HG3	3:F:404:GLN:N	2.13	0.62
3:I:123:MET:O	3:I:128:TYR:HD1	1.82	0.62
3:J:319:ASP:C	3:J:321:SER:H	2.01	0.62
3:M:63:LYS:NZ	3:M:63:LYS:HB3	2.13	0.62
3:N:232:ASN:C	3:N:234:MET:H	2.02	0.62
1:G:105:C:H2'	1:G:106:G:C5'	2.29	0.62
1:K:45:U:H5''	1:K:46:A:OP1	1.99	0.62
1:O:15:U:O4'	1:O:35:A:N6	2.31	0.62
3:A:270:GLY:H	3:A:273:GLN:HG3	1.63	0.62
3:A:326:GLY:O	3:A:332:ALA:HB1	1.99	0.62
3:E:181:MET:O	3:E:186:TYR:HB2	1.99	0.62
3:I:40:LYS:O	3:I:43:ALA:HB3	1.99	0.62
3:J:178:ASP:O	3:J:181:MET:HB3	1.98	0.62
3:M:61:LYS:HZ3	3:M:61:LYS:HB2	1.63	0.62
1:C:14:U:H1'	1:C:34:G:N2	2.14	0.62
3:A:241:SER:HA	3:B:219:LEU:O	1.98	0.62
3:A:317:LEU:C	3:A:325:PHE:HB2	2.19	0.62
3:A:397:VAL:HG12	3:A:406:ALA:HB2	1.81	0.62
3:B:390:HIS:HE1	3:B:410:GLU:HG3	1.64	0.62
1:C:228:A:C2	1:C:229:A:C8	2.87	0.62
1:O:185:A:O2'	1:O:186:U:OP2	2.16	0.62
1:O:212:A:H1'	3:N:295:GLN:HE22	1.62	0.62
3:B:297:ARG:HA	3:B:300:VAL:CG2	2.30	0.62
3:F:46:ASN:O	3:F:49:GLU:HB3	2.00	0.62
3:F:297:ARG:HA	3:F:300:VAL:CG2	2.29	0.62
3:I:196:ILE:HD12	3:I:196:ILE:N	2.14	0.62
3:J:266:MET:HA	3:J:310:VAL:O	1.99	0.62
3:A:181:MET:O	3:A:186:TYR:HB2	1.99	0.62
3:E:40:LYS:O	3:E:43:ALA:HB3	1.98	0.62
3:E:222:GLY:C	3:E:224:MET:H	2.03	0.62
1:G:159:A:O2'	1:G:160:U:OP1	2.16	0.62
3:A:63:LYS:NZ	3:A:63:LYS:HB3	2.13	0.62
3:I:104:PRO:CB	3:I:166:ILE:HD13	2.29	0.62
3:M:40:LYS:O	3:M:43:ALA:HB3	2.00	0.62
1:O:188:U:H2'	1:O:189:A:H8	1.62	0.62
3:A:67:THR:HB	3:A:91:MET:HE1	1.81	0.62

*Continued on next page...*

*Continued from previous page...*

Atom-1	Atom-2	Interatomic distance (Å)	Clash overlap (Å)
3:A:277:ILE:O	3:A:281:LEU:HG	2.00	0.62
3:B:355:GLN:NE2	3:B:356:GLU:N	2.47	0.62
3:E:130:ALA:O	3:E:131:PHE:CD2	2.52	0.62
3:F:319:ASP:C	3:F:321:SER:H	2.02	0.62
3:I:63:LYS:NZ	3:I:63:LYS:HB3	2.15	0.62
3:M:222:GLY:C	3:M:224:MET:H	2.03	0.62
3:N:333:ILE:HG12	3:N:348:TYR:CE1	2.34	0.62
3:N:355:GLN:NE2	3:N:356:GLU:N	2.47	0.62
1:C:15:U:O4'	1:C:35:A:N6	2.32	0.62
1:K:159:A:O2'	1:K:160:U:OP1	2.15	0.62
1:K:238:U:H2'	1:K:239:C:C6	2.35	0.62
3:F:355:GLN:NE2	3:F:356:GLU:N	2.47	0.62
3:J:46:ASN:O	3:J:49:GLU:HB3	1.99	0.62
3:M:67:THR:HB	3:M:91:MET:HE1	1.81	0.62
3:M:121:PHE:O	3:M:125:LEU:HG	1.98	0.62
1:C:25:A:H1'	1:C:171:C:C4'	2.30	0.62
1:C:105:C:H2'	1:C:106:G:C5'	2.30	0.62
3:A:98:ALA:HB2	3:A:266:MET:HB3	1.80	0.62
3:M:220:ARG:HE	3:N:240:VAL:N	1.97	0.62
3:N:213:ARG:HG3	3:N:217:HIS:CD2	2.35	0.62
3:N:334:TRP:N	3:N:334:TRP:CD1	2.68	0.62
3:N:390:HIS:HE1	3:N:410:GLU:HG3	1.65	0.62
1:C:89:A:OP1	3:B:171:LYS:HD2	1.99	0.62
1:C:247:U:H2'	1:C:248:A:C5	2.35	0.62
1:G:228:A:C2	1:G:229:A:C8	2.87	0.62
3:E:73:GLU:HG2	3:E:369:ILE:HG13	1.80	0.62
3:E:108:SER:HA	3:E:169:GLN:NE2	2.00	0.62
3:E:270:GLY:H	3:E:273:GLN:HG3	1.64	0.62
3:M:326:GLY:C	3:M:333:ILE:HD12	2.18	0.62
1:C:34:G:N2	1:C:36:A:H61	1.97	0.61
1:K:34:G:N2	1:K:36:A:H61	1.98	0.61
3:B:232:ASN:C	3:B:234:MET:H	2.03	0.61
3:B:357:VAL:HG13	3:B:358:GLU:N	2.15	0.61
3:E:196:ILE:N	3:E:196:ILE:HD12	2.15	0.61
3:E:277:ILE:O	3:E:281:LEU:HG	2.00	0.61
1:C:79:G:O2'	1:C:80:G:H5'	2.00	0.61
1:K:185:A:O2'	1:K:186:U:OP2	2.17	0.61
1:K:227:U:H1'	1:K:229:A:C2	2.35	0.61
3:A:240:VAL:HG23	3:A:244:GLU:OE2	1.99	0.61
3:M:270:GLY:H	3:M:273:GLN:HG3	1.64	0.61
1:O:14:U:H1'	1:O:34:G:N2	2.15	0.61

*Continued on next page...*

*Continued from previous page...*

Atom-1	Atom-2	Interatomic distance (Å)	Clash overlap (Å)
1:O:105:C:H2'	1:O:106:G:C5'	2.30	0.61
1:O:251:U:O2'	1:O:252:G:H5'	2.00	0.61
3:J:138:THR:H	3:J:199:ASN:HD21	1.48	0.61
3:M:277:ILE:O	3:M:281:LEU:HG	2.00	0.61
1:G:211:U:O2'	1:G:212:A:H5'	2.00	0.61
1:K:20:C:O5'	1:K:20:C:H6	1.83	0.61
3:A:121:PHE:O	3:A:125:LEU:HG	2.00	0.61
3:B:415:MET:HA	3:B:415:MET:HE3	1.82	0.61
3:F:179:THR:HA	3:F:182:ARG:CZ	2.29	0.61
3:I:121:PHE:O	3:I:125:LEU:HG	2.01	0.61
1:G:120:A:O2'	1:G:121:C:OP1	2.14	0.61
1:G:217:A:O2'	1:G:218:G:O5'	2.17	0.61
1:K:25:A:H1'	1:K:171:C:C4'	2.30	0.61
3:A:222:GLY:C	3:A:224:MET:H	2.04	0.61
3:B:333:ILE:HG12	3:B:348:TYR:CE1	2.35	0.61
3:F:271:SER:HA	3:F:313:THR:OG1	2.01	0.61
1:G:171:C:C2	1:G:178:G:N2	2.69	0.61
1:K:105:C:H2'	1:K:106:G:C5'	2.30	0.61
3:B:179:THR:HA	3:B:182:ARG:CZ	2.29	0.61
3:E:111:VAL:HG21	3:E:333:ILE:HD13	1.82	0.61
3:E:208:MET:HG2	3:E:212:LEU:HD12	1.83	0.61
3:E:266:MET:HA	3:E:310:VAL:O	1.99	0.61
3:I:111:VAL:HG21	3:I:333:ILE:HD13	1.83	0.61
3:J:390:HIS:HE1	3:J:410:GLU:HG3	1.64	0.61
3:N:403:LYS:HG3	3:N:404:GLN:N	2.16	0.61
1:G:25:A:C2	1:G:179:G:H1'	2.36	0.61
1:K:12:C:H2'	1:K:13:C:C6	2.36	0.61
1:O:79:G:O2'	1:O:80:G:H5'	2.01	0.61
3:F:138:THR:H	3:F:199:ASN:HD21	1.49	0.61
1:G:139:G:O2'	1:G:140:U:P	2.58	0.61
1:K:79:G:O2'	1:K:80:G:H5'	2.01	0.61
3:A:123:MET:O	3:A:128:TYR:HD1	1.83	0.61
3:A:326:GLY:C	3:A:333:ILE:HD12	2.19	0.61
3:I:222:GLY:C	3:I:224:MET:H	2.04	0.61
3:M:267:GLN:NE2	3:M:277:ILE:HG12	2.16	0.61
1:K:211:U:O2'	1:K:212:A:H5'	2.01	0.61
3:A:411:ASP:O	3:A:415:MET:HB2	2.01	0.61
3:M:61:LYS:HZ3	3:M:63:LYS:HG3	1.65	0.61
3:N:291:GLU:HG2	3:N:300:VAL:HG21	1.82	0.61
1:C:15:U:O2	1:C:33:C:H1'	2.01	0.61
3:B:158:ASP:CG	3:B:159:ALA:H	2.03	0.61

*Continued on next page...*

*Continued from previous page...*

Atom-1	Atom-2	Interatomic distance (Å)	Clash overlap (Å)
3:E:109:LEU:HD11	3:E:166:ILE:HG23	1.82	0.61
3:E:121:PHE:O	3:E:125:LEU:HG	2.00	0.61
3:F:79:ASP:HB2	3:F:313:THR:CG2	2.31	0.61
3:J:254:ASP:O	3:J:257:GLU:HB2	2.01	0.61
3:N:79:ASP:HB2	3:N:313:THR:CG2	2.31	0.61
3:N:415:MET:HA	3:N:415:MET:HE3	1.83	0.61
1:K:139:G:O2'	1:K:140:U:P	2.58	0.60
1:O:120:A:O2'	1:O:121:C:OP1	2.14	0.60
3:A:266:MET:HA	3:A:310:VAL:O	2.01	0.60
3:I:67:THR:HB	3:I:91:MET:HE1	1.81	0.60
3:J:158:ASP:CG	3:J:159:ALA:H	2.03	0.60
3:J:291:GLU:HG2	3:J:300:VAL:HG21	1.83	0.60
3:J:297:ARG:HA	3:J:300:VAL:CG2	2.31	0.60
3:J:347:GLY:HA3	3:J:351:ARG:HH12	1.65	0.60
1:K:160:U:O2	1:K:184:G:C2'	2.45	0.60
3:B:291:GLU:HG2	3:B:300:VAL:HG21	1.83	0.60
3:I:133:LEU:HD12	3:I:197:VAL:HB	1.84	0.60
3:M:123:MET:O	3:M:128:TYR:HD1	1.84	0.60
1:C:211:U:O2'	1:C:212:A:H5'	2.00	0.60
1:G:79:G:O2'	1:G:80:G:H5'	2.01	0.60
1:K:25:A:C2	1:K:179:G:H1'	2.36	0.60
1:O:25:A:H1'	1:O:171:C:H4'	1.82	0.60
3:B:254:ASP:O	3:B:257:GLU:HB2	2.01	0.60
3:B:334:TRP:CD1	3:B:334:TRP:N	2.69	0.60
3:E:104:PRO:CB	3:E:166:ILE:HD13	2.31	0.60
3:F:215:VAL:HG12	3:F:286:ALA:HB3	1.83	0.60
3:I:277:ILE:O	3:I:281:LEU:HG	2.01	0.60
3:N:271:SER:HA	3:N:313:THR:OG1	2.01	0.60
1:C:12:C:H2'	1:C:13:C:C6	2.36	0.60
1:C:185:A:O2'	1:C:186:U:OP2	2.18	0.60
1:G:247:U:H2'	1:G:248:A:C5	2.37	0.60
1:K:58:A:H4'	1:K:59:C:O5'	2.01	0.60
1:O:102:G:N2	1:O:105:C:C2	2.65	0.60
1:O:247:U:H2'	1:O:248:A:C5	2.37	0.60
3:A:40:LYS:O	3:A:43:ALA:HB3	2.02	0.60
3:A:61:LYS:HZ3	3:A:63:LYS:HG3	1.66	0.60
3:B:79:ASP:HB2	3:B:313:THR:CG2	2.32	0.60
3:F:181:MET:O	3:F:186:TYR:HB2	2.01	0.60
3:I:326:GLY:C	3:I:333:ILE:HD12	2.21	0.60
3:J:94:ARG:HG2	3:J:96:ILE:HG22	1.83	0.60
3:J:230:VAL:HG12	3:J:234:MET:SD	2.41	0.60

*Continued on next page...*



*Continued from previous page...*

Atom-1	Atom-2	Interatomic distance (Å)	Clash overlap (Å)
3:M:208:MET:HG2	3:M:212:LEU:HD12	1.83	0.60
3:N:97:GLY:HA2	3:N:129:LYS:O	2.02	0.60
3:N:138:THR:HG22	3:N:199:ASN:HD21	1.65	0.60
3:N:181:MET:O	3:N:186:TYR:HB2	1.99	0.60
1:C:102:G:H1	1:C:105:C:N4	1.99	0.60
1:C:149:G:N1	1:C:230:C:N4	2.50	0.60
1:G:25:A:H1'	1:G:171:C:C4'	2.31	0.60
1:K:15:U:O4'	1:K:35:A:N6	2.34	0.60
1:O:238:U:H2'	1:O:239:C:C6	2.36	0.60
3:A:108:SER:HA	3:A:169:GLN:NE2	2.02	0.60
3:F:96:ILE:HD12	3:F:96:ILE:C	2.22	0.60
3:F:347:GLY:HA3	3:F:351:ARG:HH12	1.65	0.60
3:J:215:VAL:HG12	3:J:286:ALA:HB3	1.84	0.60
3:N:94:ARG:HG2	3:N:96:ILE:HG22	1.82	0.60
3:A:267:GLN:NE2	3:A:277:ILE:HG12	2.17	0.60
3:F:333:ILE:HG12	3:F:348:TYR:CE1	2.36	0.60
3:I:67:THR:O	3:I:70:LEU:HB3	2.01	0.60
3:I:266:MET:HA	3:I:310:VAL:O	2.01	0.60
3:J:179:THR:HA	3:J:182:ARG:CZ	2.32	0.60
3:M:108:SER:HA	3:M:169:GLN:NE2	2.01	0.60
3:N:158:ASP:CG	3:N:159:ALA:H	2.03	0.60
1:O:102:G:H1	1:O:105:C:N4	1.98	0.60
1:O:215:G:H21	1:O:244:A:H61	1.50	0.60
3:N:83:THR:HB	3:N:86:HIS:H	1.66	0.60
1:O:12:C:H2'	1:O:13:C:C6	2.37	0.60
3:A:104:PRO:CB	3:A:166:ILE:HD13	2.31	0.60
3:M:87:ILE:HG23	3:M:310:VAL:HG21	1.84	0.60
1:C:215:G:O6	1:C:246:A:C6	2.55	0.60
1:G:12:C:H2'	1:G:13:C:C6	2.37	0.60
1:K:103(A):A:C2	1:O:228:A:C2	2.89	0.60
3:B:319:ASP:C	3:B:321:SER:H	2.03	0.60
3:N:247:TYR:N	3:N:248:PRO:HD2	2.17	0.60
1:C:139:G:O2'	1:C:140:U:P	2.59	0.60
1:G:20:C:H6	1:G:20:C:O5'	1.84	0.60
1:K:247:U:H2'	1:K:248:A:C5	2.36	0.60
1:O:171:C:C2	1:O:178:G:N2	2.70	0.60
3:E:63:LYS:NZ	3:E:63:LYS:HB3	2.17	0.60
3:I:234:MET:HA	3:I:239:GLY:HA2	1.83	0.60
3:J:333:ILE:HG12	3:J:348:TYR:CE1	2.37	0.60
1:C:238:U:H2'	1:C:239:C:C6	2.36	0.59
1:O:25:A:C2	1:O:179:G:H1'	2.37	0.59

*Continued on next page...*



*Continued from previous page...*

Atom-1	Atom-2	Interatomic distance (Å)	Clash overlap (Å)
1:O:34:G:N2	1:O:36:A:H61	1.99	0.59
3:I:183:ALA:C	3:I:185:GLY:H	2.05	0.59
3:M:415:MET:O	3:M:416:MET:CB	2.50	0.59
3:N:288:ARG:HB3	3:N:300:VAL:O	2.01	0.59
1:O:211:U:O2'	1:O:212:A:H5'	2.01	0.59
3:A:234:MET:HA	3:A:239:GLY:HA2	1.84	0.59
3:I:415:MET:O	3:I:416:MET:CB	2.50	0.59
3:M:240:VAL:O	3:N:220:ARG:HA	2.01	0.59
3:M:266:MET:HA	3:M:310:VAL:O	2.02	0.59
1:G:45:U:H5''	1:G:46:A:OP1	2.01	0.59
1:G:102:G:H1	1:G:105:C:N4	2.00	0.59
1:K:171:C:C2	1:K:178:G:N2	2.69	0.59
1:O:20:C:O5'	1:O:20:C:H6	1.85	0.59
3:J:96:ILE:HD12	3:J:96:ILE:C	2.23	0.59
1:C:34:G:H21	1:C:36:A:H61	1.50	0.59
1:G:149:G:N1	1:G:230:C:N4	2.49	0.59
1:O:96:C:O5'	1:O:96:C:H6	1.86	0.59
3:A:61:LYS:HZ3	3:A:61:LYS:HB2	1.66	0.59
3:B:96:ILE:HD12	3:B:96:ILE:C	2.22	0.59
3:B:271:SER:HA	3:B:313:THR:OG1	2.02	0.59
3:M:73:GLU:HG2	3:M:369:ILE:HG13	1.84	0.59
3:M:104:PRO:CB	3:M:166:ILE:HD13	2.32	0.59
3:M:411:ASP:O	3:M:415:MET:HB2	2.02	0.59
1:C:96:C:O5'	1:C:96:C:H6	1.86	0.59
1:O:149:G:N1	1:O:230:C:N4	2.51	0.59
3:I:55:ARG:NH2	3:I:128:TYR:OH	2.36	0.59
3:M:183:ALA:C	3:M:185:GLY:H	2.06	0.59
3:M:234:MET:HA	3:M:239:GLY:HA2	1.84	0.59
1:C:102:G:N2	1:C:105:C:C2	2.66	0.59
1:G:250:U:O2'	1:G:251:U:H5'	2.03	0.59
1:K:215:G:O6	1:K:246:A:C6	2.56	0.59
1:O:15:U:O2	1:O:33:C:H1'	2.03	0.59
3:B:46:ASN:O	3:B:49:GLU:HB3	2.02	0.59
3:F:158:ASP:CG	3:F:159:ALA:H	2.04	0.59
3:F:230:VAL:O	3:F:233:LYS:N	2.35	0.59
3:J:288:ARG:HB3	3:J:300:VAL:O	2.02	0.59
3:M:240:VAL:CG2	3:M:244:GLU:HB2	2.32	0.59
3:N:179:THR:HA	3:N:182:ARG:CZ	2.31	0.59
1:G:151:G:O2'	1:G:152:A:H5'	2.01	0.59
1:O:45:U:H5''	1:O:46:A:OP1	2.03	0.59
1:O:139:G:O2'	1:O:140:U:P	2.60	0.59

*Continued on next page...*

*Continued from previous page...*

Atom-1	Atom-2	Interatomic distance (Å)	Clash overlap (Å)
3:A:78:LYS:HB3	3:A:313:THR:O	2.03	0.59
3:B:83:THR:HB	3:B:86:HIS:H	1.68	0.59
3:F:254:ASP:O	3:F:257:GLU:HB2	2.02	0.59
3:I:125:LEU:HA	3:I:192:ARG:NH2	2.17	0.59
3:I:240:VAL:HG23	3:I:244:GLU:OE2	2.01	0.59
3:M:111:VAL:HG21	3:M:333:ILE:HD13	1.84	0.59
1:C:20:C:O5'	1:C:20:C:H6	1.85	0.59
1:C:25:A:H1'	1:C:171:C:H4'	1.84	0.59
1:C:25:A:C2	1:C:179:G:H1'	2.37	0.59
1:K:34:G:H21	1:K:36:A:H61	1.50	0.59
1:O:250:U:O2'	1:O:251:U:H5'	2.02	0.59
2:P:1:G:H8	2:P:1:G:OP1	1.86	0.59
3:B:181:MET:O	3:B:186:TYR:HB2	2.01	0.59
3:E:121:PHE:O	3:E:124:TYR:HB3	2.03	0.59
3:J:230:VAL:O	3:J:233:LYS:N	2.36	0.59
1:O:168:A:O2'	1:O:169:C:H5'	2.02	0.59
3:A:111:VAL:HG21	3:A:333:ILE:HD13	1.84	0.59
3:A:220:ARG:HD3	3:A:222:GLY:H	1.68	0.59
3:J:181:MET:O	3:J:186:TYR:HB2	2.02	0.59
3:J:334:TRP:CD1	3:J:334:TRP:N	2.71	0.59
3:N:319:ASP:C	3:N:321:SER:H	2.04	0.59
1:C:58:A:H4'	1:C:59:C:O5'	2.01	0.59
1:G:25:A:H1'	1:G:171:C:H4'	1.84	0.59
1:G:123:A:O3'	3:F:39:PRO:HB3	2.02	0.59
3:A:361:LEU:HD13	3:A:392:LEU:HB2	1.85	0.59
3:E:55:ARG:NH2	3:E:128:TYR:OH	2.36	0.59
3:E:267:GLN:NE2	3:E:277:ILE:HG12	2.17	0.59
3:J:99:TYR:HE1	3:J:133:LEU:HD23	1.68	0.59
1:C:171:C:C2	1:C:178:G:N2	2.71	0.58
1:G:103(A):A:O2'	1:G:103(B):A:H5'	2.03	0.58
3:A:73:GLU:HG2	3:A:369:ILE:HG13	1.84	0.58
3:J:403:LYS:HG3	3:J:404:GLN:H	1.68	0.58
3:M:67:THR:O	3:M:70:LEU:HB3	2.03	0.58
3:N:46:ASN:O	3:N:49:GLU:HB3	2.02	0.58
3:N:214:ARG:HD2	3:N:290:SER:HB2	1.85	0.58
1:K:25:A:H1'	1:K:171:C:H4'	1.84	0.58
1:K:102:G:H1	1:K:105:C:H42	1.47	0.58
3:A:240:VAL:CG2	3:A:244:GLU:HB2	2.33	0.58
3:A:415:MET:O	3:A:416:MET:CB	2.52	0.58
3:E:183:ALA:C	3:E:185:GLY:H	2.06	0.58
3:F:355:GLN:CD	3:F:356:GLU:N	2.56	0.58

*Continued on next page...*

*Continued from previous page...*

Atom-1	Atom-2	Interatomic distance (Å)	Clash overlap (Å)
3:J:271:SER:HA	3:J:313:THR:OG1	2.02	0.58
3:M:94:ARG:HH21	3:M:306:LEU:HB2	1.68	0.58
1:O:58:A:H4'	1:O:59:C:O5'	2.01	0.58
3:B:346:TYR:CE2	3:B:410:GLU:HA	2.39	0.58
3:E:67:THR:O	3:E:70:LEU:HB3	2.04	0.58
3:E:125:LEU:HA	3:E:192:ARG:NH2	2.18	0.58
3:F:297:ARG:HA	3:F:300:VAL:HG22	1.85	0.58
3:F:415:MET:HA	3:F:415:MET:HE3	1.86	0.58
3:J:79:ASP:HB2	3:J:313:THR:CG2	2.32	0.58
3:J:355:GLN:CD	3:J:356:GLU:N	2.56	0.58
3:N:346:TYR:CE2	3:N:410:GLU:HA	2.39	0.58
1:C:250:U:O2'	1:C:251:U:H5'	2.03	0.58
1:G:34:G:N2	1:G:36:A:H61	1.99	0.58
1:G:215:G:O6	1:G:246:A:C6	2.56	0.58
3:F:94:ARG:HG2	3:F:96:ILE:HG22	1.86	0.58
3:F:334:TRP:N	3:F:334:TRP:CD1	2.71	0.58
1:G:96:C:O5'	1:G:96:C:H6	1.86	0.58
1:G:102:G:N2	1:G:105:C:C2	2.66	0.58
3:A:55:ARG:NH2	3:A:128:TYR:OH	2.37	0.58
3:A:196:ILE:HD12	3:A:196:ILE:N	2.17	0.58
3:I:208:MET:HG2	3:I:212:LEU:HD12	1.83	0.58
3:I:240:VAL:O	3:J:220:ARG:HA	2.04	0.58
1:K:245:C:H3'	1:K:246:A:H5''	1.86	0.58
1:O:34:G:H21	1:O:36:A:H61	1.51	0.58
3:A:183:ALA:C	3:A:185:GLY:H	2.07	0.58
3:B:247:TYR:N	3:B:248:PRO:HD2	2.18	0.58
3:B:288:ARG:HB3	3:B:300:VAL:O	2.03	0.58
1:K:250:U:O2'	1:K:251:U:H5'	2.03	0.58
2:L:1:G:H8	2:L:1:G:OP1	1.87	0.58
1:O:102:G:H2'	1:O:103:G:H8	1.68	0.58
3:A:67:THR:O	3:A:70:LEU:HB3	2.04	0.58
3:I:212:LEU:O	3:I:216:GLY:HA3	2.04	0.58
3:I:293:ASP:HB3	3:I:296:GLU:HB2	1.85	0.58
3:M:196:ILE:N	3:M:196:ILE:HD12	2.18	0.58
3:N:254:ASP:O	3:N:257:GLU:HB2	2.03	0.58
1:K:188:U:OP2	1:K:189:A:OP2	2.22	0.58
3:B:94:ARG:HG2	3:B:96:ILE:HG22	1.84	0.58
3:B:138:THR:HG22	3:B:199:ASN:HD21	1.67	0.58
3:B:347:GLY:O	3:B:349:PHE:N	2.37	0.58
3:E:172:LYS:HA	3:E:175:GLU:OE2	2.04	0.58
3:I:172:LYS:HA	3:I:175:GLU:OE2	2.04	0.58

*Continued on next page...*

*Continued from previous page...*

Atom-1	Atom-2	Interatomic distance (Å)	Clash overlap (Å)
3:M:361:LEU:HD13	3:M:392:LEU:HB2	1.86	0.58
3:N:347:GLY:O	3:N:349:PHE:N	2.37	0.58
1:G:58:A:H4'	1:G:59:C:O5'	2.02	0.58
1:K:87:U:O2'	1:K:88:G:H5'	2.04	0.58
1:K:155:C:H2'	1:K:156:G:H5'	1.85	0.58
1:O:89:A:OP1	3:N:171:LYS:HD2	2.03	0.58
1:O:215:G:O6	1:O:246:A:C6	2.57	0.58
3:I:350:VAL:HG22	3:I:386:ARG:HH22	1.67	0.58
1:K:232:A:H8	1:K:232:A:O5'	1.87	0.58
3:A:94:ARG:HH21	3:A:306:LEU:HB2	1.69	0.58
3:A:293:ASP:HB3	3:A:296:GLU:HB2	1.86	0.58
3:B:99:TYR:HE1	3:B:133:LEU:HD23	1.67	0.58
3:B:215:VAL:HG12	3:B:286:ALA:HB3	1.85	0.58
3:E:234:MET:HA	3:E:239:GLY:HA2	1.85	0.58
3:J:139:ALA:C	3:J:141:ILE:H	2.07	0.58
3:N:297:ARG:HA	3:N:300:VAL:HG22	1.84	0.58
1:C:45:U:H5''	1:C:46:A:OP1	2.04	0.57
1:C:46:A:H2'	1:C:47:A:C8	2.39	0.57
1:C:120:A:O2'	1:C:121:C:OP1	2.16	0.57
3:F:288:ARG:HB3	3:F:300:VAL:O	2.03	0.57
3:F:291:GLU:HG2	3:F:300:VAL:HG21	1.85	0.57
3:F:403:LYS:HG3	3:F:404:GLN:H	1.67	0.57
3:J:347:GLY:O	3:J:349:PHE:N	2.37	0.57
3:M:220:ARG:HD3	3:M:222:GLY:H	1.69	0.57
3:N:96:ILE:HD12	3:N:97:GLY:C	2.25	0.57
3:N:215:VAL:HG12	3:N:286:ALA:HB3	1.85	0.57
3:N:355:GLN:CD	3:N:356:GLU:N	2.57	0.57
1:C:239:C:O2'	1:C:240:C:H5'	2.04	0.57
2:D:1:G:H8	2:D:1:G:OP1	1.87	0.57
1:G:155:C:H2'	1:G:156:G:H5'	1.85	0.57
1:K:149:G:N1	1:K:230:C:N4	2.51	0.57
3:A:176:ASN:HA	3:A:179:THR:OG1	2.05	0.57
3:B:355:GLN:CD	3:B:356:GLU:N	2.57	0.57
3:E:212:LEU:O	3:E:216:GLY:HA3	2.04	0.57
3:F:99:TYR:HE1	3:F:133:LEU:HD23	1.69	0.57
3:I:176:ASN:HA	3:I:179:THR:OG1	2.03	0.57
3:N:230:VAL:O	3:N:233:LYS:N	2.36	0.57
1:G:102:G:H2'	1:G:103:G:H8	1.69	0.57
1:G:232:A:H8	1:G:232:A:O5'	1.87	0.57
3:J:176:ASN:HA	3:J:179:THR:HB	1.86	0.57
3:M:55:ARG:NH2	3:M:128:TYR:OH	2.37	0.57

*Continued on next page...*

*Continued from previous page...*

Atom-1	Atom-2	Interatomic distance (Å)	Clash overlap (Å)
3:N:99:TYR:HE1	3:N:133:LEU:HD23	1.68	0.57
3:N:138:THR:H	3:N:199:ASN:HD21	1.50	0.57
1:G:37:A:H2'	1:G:38:A:O4'	2.05	0.57
1:G:245:C:H3'	1:G:246:A:H5''	1.87	0.57
1:O:239:C:O2'	1:O:240:C:H5'	2.04	0.57
3:B:230:VAL:HG12	3:B:234:MET:SD	2.44	0.57
3:E:83:THR:O	3:E:87:ILE:HG13	2.04	0.57
3:E:293:ASP:HB3	3:E:296:GLU:HB2	1.85	0.57
3:I:361:LEU:HD13	3:I:392:LEU:HB2	1.87	0.57
3:M:293:ASP:HB3	3:M:296:GLU:HB2	1.86	0.57
1:C:37:A:H2'	1:C:38:A:O4'	2.04	0.57
2:H:1:G:H8	2:H:1:G:OP1	1.88	0.57
1:K:96:C:O5'	1:K:96:C:H6	1.88	0.57
3:A:220:ARG:HE	3:B:240:VAL:N	2.02	0.57
3:A:324:LYS:HB3	3:A:324:LYS:HZ2	1.67	0.57
3:B:297:ARG:HA	3:B:300:VAL:HG22	1.85	0.57
3:I:392:LEU:HD23	3:I:392:LEU:O	2.04	0.57
3:J:346:TYR:CE2	3:J:410:GLU:HA	2.40	0.57
3:M:392:LEU:HD23	3:M:392:LEU:O	2.04	0.57
3:N:96:ILE:HD12	3:N:96:ILE:C	2.24	0.57
3:N:192:ARG:HH21	3:N:192:ARG:HG3	1.67	0.57
1:G:51:A:OP1	3:F:261:GLN:HG2	2.04	0.57
1:K:51:A:OP1	3:J:261:GLN:HG2	2.05	0.57
1:O:30:U:H2'	1:O:31:A:C8	2.40	0.57
1:O:37:A:H2'	1:O:38:A:O4'	2.05	0.57
3:E:392:LEU:HD23	3:E:392:LEU:O	2.04	0.57
3:F:347:GLY:O	3:F:349:PHE:N	2.38	0.57
3:I:220:ARG:HE	3:J:240:VAL:N	2.02	0.57
3:I:374:LYS:HA	3:I:374:LYS:HZ2	1.68	0.57
3:M:78:LYS:HB3	3:M:313:THR:O	2.04	0.57
2:L:1:G:H8	2:L:1:G:P	2.28	0.57
1:O:46:A:H2'	1:O:47:A:C8	2.39	0.57
3:A:350:VAL:HG22	3:A:386:ARG:HH22	1.68	0.57
3:I:121:PHE:O	3:I:124:TYR:HB3	2.05	0.57
1:G:34:G:H21	1:G:36:A:H61	1.52	0.57
1:G:102:G:H1	1:G:105:C:H42	1.51	0.57
1:K:123:A:O3'	3:J:39:PRO:HB3	2.05	0.57
1:O:245:C:H3'	1:O:246:A:H5''	1.85	0.57
2:P:1:G:H8	2:P:1:G:P	2.27	0.57
3:A:293:ASP:O	3:A:297:ARG:HG3	2.04	0.57
3:B:192:ARG:HH21	3:B:192:ARG:HG3	1.68	0.57

*Continued on next page...*

*Continued from previous page...*

Atom-1	Atom-2	Interatomic distance (Å)	Clash overlap (Å)
3:E:125:LEU:HB3	3:E:186:TYR:CE2	2.39	0.57
3:J:297:ARG:HA	3:J:300:VAL:HG22	1.86	0.57
1:G:58:A:C4	1:G:58:A:OP2	2.58	0.57
1:G:89:A:OP1	3:F:171:LYS:HD2	2.04	0.57
1:K:103(A):A:O2'	1:K:103(B):A:H5'	2.04	0.57
1:K:196:A:OP2	1:K:197:C:N4	2.38	0.57
1:K:215:G:H21	1:K:244:A:H61	1.53	0.57
3:A:87:ILE:HG23	3:A:310:VAL:HG21	1.87	0.57
3:A:240:VAL:O	3:B:220:ARG:HA	2.04	0.57
3:E:240:VAL:CG2	3:E:244:GLU:HB2	2.34	0.57
3:E:350:VAL:HG22	3:E:386:ARG:HH22	1.68	0.57
3:F:198:ASN:ND2	3:F:200:ASN:HD21	2.02	0.57
3:I:125:LEU:HB3	3:I:186:TYR:CE2	2.39	0.57
3:M:83:THR:O	3:M:87:ILE:HG13	2.04	0.57
1:C:58:A:C5	1:C:58:A:OP2	2.58	0.57
1:C:155:C:H2'	1:C:156:G:H5'	1.87	0.57
3:A:121:PHE:O	3:A:124:TYR:HB3	2.05	0.57
3:E:176:ASN:HA	3:E:179:THR:OG1	2.04	0.57
3:I:138:THR:HG22	3:I:199:ASN:ND2	2.20	0.57
1:C:103(A):A:O2'	1:C:103(B):A:H5'	2.04	0.56
1:C:215:G:H21	1:C:244:A:H61	1.53	0.56
3:A:392:LEU:HD23	3:A:392:LEU:O	2.04	0.56
3:B:403:LYS:HG3	3:B:404:GLN:H	1.69	0.56
3:E:240:VAL:O	3:F:220:ARG:HA	2.04	0.56
3:I:267:GLN:NE2	3:I:277:ILE:HG12	2.19	0.56
3:I:278:ILE:O	3:I:281:LEU:HB2	2.05	0.56
3:J:96:ILE:HD12	3:J:97:GLY:C	2.26	0.56
3:M:122:TRP:HA	3:M:125:LEU:HD12	1.86	0.56
3:M:259:PHE:CE1	3:M:288:ARG:NE	2.73	0.56
3:N:333:ILE:HG21	3:N:348:TYR:HD1	1.69	0.56
1:C:51:A:OP1	3:B:261:GLN:HG2	2.04	0.56
1:C:245:C:H3'	1:C:246:A:H5''	1.86	0.56
1:G:168:A:O2'	1:G:169:C:H5'	2.05	0.56
1:G:196:A:OP2	1:G:197:C:N4	2.38	0.56
1:O:155:C:H2'	1:O:156:G:H5'	1.88	0.56
1:O:227:U:H2'	1:O:229:A:OP2	2.04	0.56
3:B:138:THR:H	3:B:199:ASN:HD21	1.52	0.56
3:E:61:LYS:HZ3	3:E:61:LYS:HB2	1.70	0.56
3:M:172:LYS:HA	3:M:175:GLU:OE2	2.04	0.56
1:C:58:A:OP2	1:C:58:A:C4	2.58	0.56
1:G:15:U:O2	1:G:33:C:H1'	2.05	0.56

*Continued on next page...*

*Continued from previous page...*

Atom-1	Atom-2	Interatomic distance (Å)	Clash overlap (Å)
1:G:227:U:H2'	1:G:229:A:OP2	2.06	0.56
2:H:1:G:H8	2:H:1:G:P	2.28	0.56
1:K:58:A:OP2	1:K:58:A:C4	2.58	0.56
1:O:102:G:H1	1:O:105:C:H42	1.49	0.56
1:O:103(A):A:O2'	1:O:103(B):A:H5'	2.04	0.56
3:A:83:THR:O	3:A:87:ILE:HG13	2.04	0.56
3:E:94:ARG:HH21	3:E:306:LEU:HB2	1.70	0.56
3:E:415:MET:O	3:E:416:MET:CB	2.52	0.56
3:F:169:GLN:O	3:F:170:LEU:C	2.43	0.56
3:F:386:ARG:HH12	3:F:390:HIS:HD2	1.53	0.56
3:I:225:LEU:HD23	3:I:225:LEU:C	2.26	0.56
3:I:259:PHE:CE1	3:I:288:ARG:NE	2.73	0.56
3:J:192:ARG:HH21	3:J:192:ARG:HG3	1.70	0.56
3:J:214:ARG:HD2	3:J:290:SER:HB2	1.86	0.56
3:M:240:VAL:CG1	3:N:221:ILE:HG12	2.36	0.56
1:C:168:A:O2'	1:C:169:C:H5'	2.05	0.56
1:G:171:C:C2	1:G:178:G:C2	2.93	0.56
1:G:185:A:H4'	1:G:186:U:C5'	2.36	0.56
1:K:58:A:OP2	1:K:58:A:C5	2.59	0.56
3:B:333:ILE:HG21	3:B:348:TYR:HD1	1.69	0.56
3:M:138:THR:HG22	3:M:199:ASN:ND2	2.20	0.56
3:M:293:ASP:O	3:M:297:ARG:HG3	2.05	0.56
1:G:46:A:H2'	1:G:47:A:C8	2.40	0.56
1:G:58:A:OP2	1:G:58:A:C5	2.59	0.56
3:I:405:GLU:O	3:I:408:ALA:N	2.38	0.56
3:J:59:ILE:HG21	3:J:66:ASN:HB2	1.87	0.56
3:M:350:VAL:HG22	3:M:386:ARG:HH22	1.69	0.56
1:C:30:U:H2'	1:C:31:A:C8	2.41	0.56
1:C:196:A:H2	1:C:250:U:H3	1.52	0.56
1:G:149:G:N2	1:G:150:U:H1'	2.20	0.56
1:G:188:U:OP2	1:G:189:A:OP2	2.24	0.56
1:O:196:A:OP2	1:O:197:C:N4	2.39	0.56
3:A:49:GLU:OE1	3:A:49:GLU:HA	2.04	0.56
3:E:405:GLU:O	3:E:408:ALA:N	2.39	0.56
3:M:325:PHE:HE2	3:M:348:TYR:HE1	1.51	0.56
3:M:372:ILE:HG22	3:M:373:THR:N	2.20	0.56
1:G:87:U:O2'	1:G:88:G:H5'	2.05	0.56
3:A:125:LEU:HA	3:A:192:ARG:NH2	2.20	0.56
3:F:192:ARG:HH21	3:F:192:ARG:HG3	1.69	0.56
3:I:49:GLU:OE1	3:I:49:GLU:HA	2.03	0.56
3:I:87:ILE:HG23	3:I:310:VAL:HG21	1.87	0.56

*Continued on next page...*



*Continued from previous page...*

Atom-1	Atom-2	Interatomic distance (Å)	Clash overlap (Å)
3:I:94:ARG:HH21	3:I:306:LEU:HB2	1.70	0.56
3:I:357:VAL:O	3:I:361:LEU:HB2	2.05	0.56
3:J:83:THR:HB	3:J:86:HIS:H	1.70	0.56
3:M:176:ASN:HA	3:M:179:THR:OG1	2.06	0.56
3:N:110:HIS:CE1	3:N:112:GLY:HA3	2.41	0.56
3:N:139:ALA:C	3:N:141:ILE:H	2.08	0.56
1:G:185:A:H4'	1:G:186:U:H5''	1.87	0.56
1:K:37:A:H2'	1:K:38:A:O4'	2.05	0.56
1:K:239:C:O2'	1:K:240:C:H5'	2.05	0.56
3:B:349:PHE:CE2	3:B:396:VAL:HG21	2.40	0.56
3:F:346:TYR:CE2	3:F:410:GLU:HA	2.40	0.56
3:M:249:ILE:HG13	3:N:242:PHE:CE2	2.40	0.56
2:D:1:G:H8	2:D:1:G:P	2.29	0.56
1:G:30:U:H2'	1:G:31:A:C8	2.40	0.56
1:K:30:U:H2'	1:K:31:A:C8	2.40	0.56
1:O:196:A:H2	1:O:250:U:H3	1.52	0.56
3:I:240:VAL:CG2	3:I:244:GLU:HB2	2.34	0.56
3:I:300:VAL:HG23	3:I:301:THR:N	2.21	0.56
3:M:125:LEU:HA	3:M:192:ARG:NH2	2.20	0.56
3:M:319:ASP:O	3:M:321:SER:N	2.39	0.56
1:C:94:A:H61	1:C:113:A:H62	1.54	0.56
1:C:102:G:H1	1:C:105:C:H42	1.49	0.56
1:K:246:A:H1'	1:K:247:U:C5	2.40	0.56
1:O:58:A:C5	1:O:58:A:OP2	2.59	0.56
3:A:300:VAL:HG23	3:A:301:THR:N	2.21	0.56
3:B:59:ILE:HG21	3:B:66:ASN:HB2	1.88	0.56
3:B:139:ALA:C	3:B:141:ILE:H	2.08	0.56
3:B:272:ASP:C	3:B:274:TYR:H	2.10	0.56
3:E:259:PHE:CE1	3:E:288:ARG:NE	2.73	0.56
3:F:139:ALA:C	3:F:141:ILE:H	2.08	0.56
3:J:180:GLN:O	3:J:184:ARG:HG2	2.06	0.56
3:N:230:VAL:HG12	3:N:234:MET:SD	2.46	0.56
3:N:403:LYS:HG3	3:N:404:GLN:H	1.70	0.56
1:C:123:A:O3'	3:B:39:PRO:HB3	2.06	0.55
1:C:196:A:OP2	1:C:197:C:N4	2.40	0.55
1:G:246:A:H1'	1:G:247:U:C5	2.41	0.55
1:O:171:C:C2	1:O:178:G:C2	2.94	0.55
1:O:188:U:OP2	1:O:189:A:OP2	2.25	0.55
1:O:246:A:H1'	1:O:247:U:C5	2.41	0.55
3:E:319:ASP:O	3:E:321:SER:N	2.39	0.55
3:E:325:PHE:HE2	3:E:348:TYR:HE1	1.53	0.55

*Continued on next page...*



*Continued from previous page...*

Atom-1	Atom-2	Interatomic distance (Å)	Clash overlap (Å)
3:I:220:ARG:HD3	3:I:222:GLY:H	1.70	0.55
3:I:325:PHE:HE2	3:I:348:TYR:HE1	1.52	0.55
3:M:121:PHE:O	3:M:124:TYR:HB3	2.06	0.55
3:M:225:LEU:HD23	3:M:225:LEU:C	2.25	0.55
1:G:30:U:H2'	1:G:31:A:H8	1.71	0.55
3:A:259:PHE:CE1	3:A:288:ARG:NE	2.74	0.55
3:E:220:ARG:HD3	3:E:222:GLY:H	1.70	0.55
3:E:357:VAL:O	3:E:361:LEU:HB2	2.07	0.55
3:F:96:ILE:HD12	3:F:97:GLY:C	2.26	0.55
3:J:133:LEU:HD21	3:J:254:ASP:OD2	2.06	0.55
3:J:272:ASP:C	3:J:274:TYR:H	2.10	0.55
1:C:227:U:H2'	1:C:229:A:OP2	2.06	0.55
1:C:232:A:H8	1:C:232:A:O5'	1.90	0.55
1:G:239:C:O2'	1:G:240:C:H5'	2.06	0.55
1:K:171:C:C2	1:K:178:G:C2	2.94	0.55
3:A:172:LYS:HA	3:A:175:GLU:OE2	2.06	0.55
3:B:230:VAL:O	3:B:233:LYS:N	2.39	0.55
3:E:49:GLU:OE1	3:E:49:GLU:HA	2.04	0.55
3:E:224:MET:HB3	3:E:245:PHE:CE2	2.39	0.55
3:J:138:THR:HG22	3:J:199:ASN:HD21	1.67	0.55
3:M:278:ILE:O	3:M:281:LEU:HB2	2.06	0.55
1:G:160:U:O2	1:G:184:G:C2'	2.48	0.55
1:K:46:A:H2'	1:K:47:A:C8	2.41	0.55
1:K:120:A:O2'	1:K:121:C:OP1	2.16	0.55
1:K:227:U:H2'	1:K:229:A:OP2	2.07	0.55
3:A:225:LEU:HD23	3:A:225:LEU:C	2.26	0.55
3:B:110:HIS:CE1	3:B:112:GLY:HA3	2.42	0.55
3:E:138:THR:HG22	3:E:199:ASN:ND2	2.21	0.55
3:F:180:GLN:O	3:F:184:ARG:HG2	2.06	0.55
3:I:83:THR:O	3:I:87:ILE:HG13	2.05	0.55
3:J:290:SER:O	3:J:291:GLU:C	2.44	0.55
1:C:172:U:O2'	1:C:177:G:N2	2.40	0.55
1:O:51:A:OP1	3:N:261:GLN:HG2	2.06	0.55
1:O:134:A:H2'	1:O:135:G:H5'	1.88	0.55
3:B:96:ILE:HD12	3:B:97:GLY:C	2.27	0.55
3:B:214:ARG:HD2	3:B:290:SER:HB2	1.88	0.55
3:E:300:VAL:HG23	3:E:301:THR:N	2.22	0.55
3:F:214:ARG:HD2	3:F:290:SER:HB2	1.88	0.55
3:F:328:SER:O	3:F:329:ALA:HB3	2.06	0.55
3:M:49:GLU:OE1	3:M:49:GLU:HA	2.05	0.55
3:N:180:GLN:O	3:N:184:ARG:HG2	2.06	0.55

*Continued on next page...*

*Continued from previous page...*

Atom-1	Atom-2	Interatomic distance (Å)	Clash overlap (Å)
1:C:134:A:H2'	1:C:135:G:H5'	1.88	0.55
1:C:171:C:C2	1:C:178:G:C2	2.95	0.55
1:K:94:A:H61	1:K:113:A:H62	1.53	0.55
1:K:168:A:O2'	1:K:169:C:H5'	2.06	0.55
1:O:57:C:C2'	1:O:57:C:O2	2.54	0.55
3:J:198:ASN:ND2	3:J:200:ASN:HD21	2.04	0.55
3:N:273:GLN:OE1	3:N:276:ASN:OD1	2.25	0.55
1:G:22:G:N2	1:G:24:A:H3'	2.21	0.55
1:K:57:C:O2	1:K:57:C:C2'	2.54	0.55
1:K:102:G:H2'	1:K:103:G:H8	1.70	0.55
1:O:30:U:H2'	1:O:31:A:H8	1.70	0.55
1:O:123:A:O3'	3:N:39:PRO:HB3	2.07	0.55
3:A:138:THR:HG22	3:A:199:ASN:ND2	2.22	0.55
3:F:83:THR:HB	3:F:86:HIS:H	1.71	0.55
3:J:232:ASN:O	3:J:234:MET:N	2.39	0.55
1:K:103:G:O2'	1:K:103(B):A:N7	2.39	0.55
1:O:22:G:N2	1:O:24:A:H3'	2.22	0.55
1:O:87:U:O2'	1:O:88:G:H5'	2.07	0.55
1:O:153:C:O2'	1:O:154:U:H5'	2.06	0.55
3:A:212:LEU:O	3:A:216:GLY:HA3	2.06	0.55
3:E:145:THR:HG23	3:E:145:THR:O	2.07	0.55
3:F:133:LEU:HD21	3:F:254:ASP:OD2	2.07	0.55
3:F:247:TYR:N	3:F:248:PRO:HD2	2.22	0.55
3:I:173:LEU:O	3:I:177:VAL:HG23	2.07	0.55
1:C:188:U:OP2	1:C:189:A:OP2	2.25	0.55
1:G:94:A:H61	1:G:113:A:H62	1.54	0.55
1:G:142:G:H1	1:G:155:C:N4	2.04	0.55
1:O:94:A:H61	1:O:113:A:H62	1.55	0.55
1:O:232:A:H8	1:O:232:A:O5'	1.90	0.55
3:A:325:PHE:HE2	3:A:348:TYR:HE1	1.53	0.55
3:E:78:LYS:HB3	3:E:313:THR:O	2.07	0.55
3:E:87:ILE:HG23	3:E:310:VAL:HG21	1.87	0.55
3:E:173:LEU:O	3:E:177:VAL:HG23	2.06	0.55
3:F:272:ASP:C	3:F:274:TYR:H	2.10	0.55
3:F:290:SER:O	3:F:291:GLU:C	2.46	0.55
3:M:61:LYS:HB2	3:M:61:LYS:NZ	2.21	0.55
1:K:142:G:H1	1:K:155:C:N4	2.05	0.55
3:A:84:LYS:H	3:A:84:LYS:HD2	1.71	0.55
3:A:319:ASP:O	3:A:321:SER:N	2.40	0.55
3:I:122:TRP:HA	3:I:125:LEU:HD12	1.89	0.55
3:N:272:ASP:C	3:N:274:TYR:H	2.11	0.55

*Continued on next page...*

*Continued from previous page...*

Atom-1	Atom-2	Interatomic distance (Å)	Clash overlap (Å)
3:N:328:SER:O	3:N:329:ALA:HB3	2.07	0.55
1:G:139:G:O2'	1:G:140:U:O5'	2.25	0.54
1:G:172:U:O2'	1:G:177:G:N2	2.40	0.54
1:O:58:A:OP2	1:O:58:A:C4	2.60	0.54
1:O:142:G:H1	1:O:155:C:N4	2.05	0.54
3:A:102:ILE:HD13	3:A:109:LEU:HD21	1.89	0.54
3:A:124:TYR:CE1	3:A:194:ARG:HB3	2.42	0.54
3:A:125:LEU:HB3	3:A:186:TYR:CE2	2.42	0.54
3:A:357:VAL:O	3:A:361:LEU:HB2	2.06	0.54
3:B:125:LEU:HB3	3:B:186:TYR:CE1	2.42	0.54
3:B:281:LEU:O	3:B:284:VAL:HB	2.06	0.54
3:E:179:THR:CA	3:E:182:ARG:HH12	2.18	0.54
3:E:278:ILE:O	3:E:281:LEU:HB2	2.07	0.54
3:E:361:LEU:HD13	3:E:392:LEU:HB2	1.88	0.54
3:F:87:ILE:HG23	3:F:310:VAL:HG21	1.88	0.54
3:J:342:VAL:HG23	3:J:343:PHE:N	2.22	0.54
3:M:220:ARG:HA	3:N:241:SER:HA	1.89	0.54
3:M:357:VAL:HG21	3:M:389:GLN:NE2	2.22	0.54
3:N:176:ASN:HA	3:N:179:THR:HB	1.87	0.54
1:C:246:A:H1'	1:C:247:U:C5	2.43	0.54
3:I:414:ARG:O	3:I:414:ARG:HG2	2.07	0.54
3:J:87:ILE:HG23	3:J:310:VAL:HG21	1.89	0.54
3:J:328:SER:O	3:J:329:ALA:HB3	2.07	0.54
3:M:125:LEU:HB3	3:M:186:TYR:CE2	2.42	0.54
3:M:414:ARG:HG2	3:M:414:ARG:O	2.07	0.54
3:N:288:ARG:CB	3:N:302:PRO:HD3	2.38	0.54
1:C:121:C:C5	1:C:195:A:O4'	2.60	0.54
1:O:103(A):A:C2'	1:O:103(B):A:H5'	2.38	0.54
1:O:149:G:N2	1:O:150:U:H1'	2.22	0.54
1:O:246:A:O2'	1:O:247:U:O5'	2.25	0.54
3:E:59:ILE:CB	3:E:92:ARG:HG3	2.37	0.54
3:I:78:LYS:HB3	3:I:313:THR:O	2.08	0.54
3:M:137:SER:HB2	3:M:199:ASN:HD21	1.72	0.54
3:M:224:MET:HB3	3:M:245:PHE:CE2	2.39	0.54
1:C:142:G:H1	1:C:155:C:N4	2.05	0.54
1:C:185:A:H4'	1:C:186:U:H5''	1.89	0.54
1:K:172:U:O2'	1:K:177:G:N2	2.40	0.54
3:A:278:ILE:O	3:A:281:LEU:HB2	2.07	0.54
3:B:292:PRO:HG2	3:B:293:ASP:H	1.70	0.54
3:F:176:ASN:HA	3:F:179:THR:HB	1.89	0.54
3:N:125:LEU:HB3	3:N:186:TYR:CE1	2.43	0.54

*Continued on next page...*

*Continued from previous page...*

Atom-1	Atom-2	Interatomic distance (Å)	Clash overlap (Å)
3:N:332:ALA:HB3	3:N:334:TRP:NE1	2.22	0.54
1:C:22:G:N2	1:C:24:A:H3'	2.23	0.54
1:C:139:G:O2'	1:C:140:U:O5'	2.26	0.54
1:C:239:C:H2'	1:C:240:C:H6	1.72	0.54
1:G:57:C:C2'	1:G:57:C:O2	2.55	0.54
1:O:159:A:O2'	1:O:160:U:OP1	2.16	0.54
3:I:59:ILE:CB	3:I:92:ARG:HG3	2.37	0.54
3:I:145:THR:HG23	3:I:145:THR:O	2.07	0.54
3:I:293:ASP:O	3:I:297:ARG:HG3	2.07	0.54
3:J:169:GLN:O	3:J:170:LEU:C	2.45	0.54
3:J:319:ASP:HB2	3:J:352:ARG:HH12	1.72	0.54
3:M:173:LEU:O	3:M:177:VAL:HG23	2.06	0.54
3:M:357:VAL:O	3:M:361:LEU:HB2	2.06	0.54
1:K:134:A:H2'	1:K:135:G:H5'	1.89	0.54
1:K:185:A:H4'	1:K:186:U:H5''	1.89	0.54
3:B:290:SER:O	3:B:291:GLU:C	2.46	0.54
3:B:415:MET:HA	3:B:415:MET:HE2	1.90	0.54
3:F:138:THR:HG22	3:F:199:ASN:HD21	1.68	0.54
3:I:84:LYS:H	3:I:84:LYS:HD2	1.70	0.54
3:M:222:GLY:O	3:M:224:MET:N	2.41	0.54
1:C:149:G:N2	1:C:150:U:H1'	2.23	0.54
1:O:200:A:H2'	1:O:201:U:O4'	2.08	0.54
1:O:239:C:H2'	1:O:240:C:H6	1.72	0.54
3:A:122:TRP:HA	3:A:125:LEU:HD12	1.89	0.54
3:A:224:MET:HB3	3:A:245:PHE:CE2	2.39	0.54
3:A:372:ILE:HG22	3:A:373:THR:N	2.22	0.54
3:B:198:ASN:ND2	3:B:200:ASN:HD21	2.05	0.54
3:F:292:PRO:HG2	3:F:293:ASP:H	1.73	0.54
3:I:319:ASP:O	3:I:321:SER:N	2.41	0.54
3:I:368:PRO:C	3:I:370:SER:N	2.60	0.54
3:J:288:ARG:CB	3:J:302:PRO:HD3	2.38	0.54
3:J:292:PRO:HG2	3:J:293:ASP:H	1.71	0.54
3:M:145:THR:HG23	3:M:145:THR:O	2.08	0.54
3:N:59:ILE:HG21	3:N:66:ASN:HB2	1.90	0.54
1:C:30:U:H2'	1:C:31:A:H8	1.71	0.54
1:K:105:C:C2'	1:K:106:G:H5'	2.38	0.54
1:K:149:G:N2	1:K:150:U:H1'	2.21	0.54
1:O:139:G:O2'	1:O:140:U:O5'	2.26	0.54
3:B:180:GLN:O	3:B:184:ARG:HG2	2.07	0.54
3:E:137:SER:HB2	3:E:199:ASN:HD21	1.72	0.54
3:E:293:ASP:O	3:E:297:ARG:HG3	2.08	0.54

*Continued on next page...*

*Continued from previous page...*

Atom-1	Atom-2	Interatomic distance (Å)	Clash overlap (Å)
3:F:79:ASP:HB2	3:F:313:THR:HG23	1.89	0.54
3:N:319:ASP:HB2	3:N:352:ARG:HH12	1.73	0.54
3:N:386:ARG:HB2	3:N:386:ARG:CZ	2.38	0.54
1:G:34:G:H4'	1:G:35:A:C8	2.42	0.54
1:G:139:G:C2'	1:G:140:U:OP2	2.56	0.54
1:G:215:G:H21	1:G:244:A:H61	1.55	0.54
1:K:89:A:OP1	3:J:171:LYS:HD2	2.07	0.54
1:O:159:A:C2'	1:O:160:U:H5''	2.38	0.54
1:O:245:C:H3'	1:O:246:A:C5'	2.38	0.54
3:A:240:VAL:CG1	3:B:221:ILE:HG12	2.38	0.54
3:B:176:ASN:HA	3:B:179:THR:HB	1.88	0.54
3:E:414:ARG:HG2	3:E:414:ARG:O	2.08	0.54
3:F:284:VAL:HG11	3:F:309:CYS:SG	2.48	0.54
3:I:61:LYS:HB2	3:I:61:LYS:NZ	2.23	0.54
3:J:333:ILE:HG21	3:J:348:TYR:HD1	1.72	0.54
3:M:212:LEU:O	3:M:216:GLY:HA3	2.07	0.54
1:C:87:U:O2'	1:C:88:G:H5'	2.08	0.54
1:G:105:C:C2'	1:G:106:G:H5'	2.37	0.54
1:G:149:G:N2	1:G:150:U:C1'	2.71	0.54
1:G:196:A:H2	1:G:250:U:H3	1.53	0.54
1:K:30:U:H2'	1:K:31:A:H8	1.71	0.54
3:B:83:THR:HB	3:B:86:HIS:CB	2.35	0.54
3:E:84:LYS:H	3:E:84:LYS:HD2	1.72	0.54
3:E:179:THR:CA	3:E:182:ARG:NH1	2.69	0.54
3:F:357:VAL:HG13	3:F:358:GLU:H	1.73	0.54
3:J:110:HIS:CE1	3:J:112:GLY:HA3	2.43	0.54
1:C:102:G:H2'	1:C:103:G:H8	1.70	0.53
1:C:148:A:C6	1:C:232:A:O4'	2.61	0.53
1:C:188:U:O2'	1:C:189:A:H5'	2.08	0.53
1:C:200:A:H2'	1:C:201:U:O4'	2.08	0.53
1:G:239:C:H2'	1:G:240:C:H6	1.73	0.53
1:K:139:G:O2'	1:K:140:U:O5'	2.26	0.53
3:A:173:LEU:O	3:A:177:VAL:HG23	2.07	0.53
3:B:288:ARG:CB	3:B:302:PRO:HD3	2.38	0.53
3:B:332:ALA:HB3	3:B:334:TRP:NE1	2.23	0.53
3:E:61:LYS:HZ3	3:E:63:LYS:CD	2.21	0.53
3:J:247:TYR:N	3:J:248:PRO:HD2	2.22	0.53
3:J:342:VAL:HG23	3:J:343:PHE:H	1.72	0.53
3:M:102:ILE:HD13	3:M:109:LEU:HD21	1.90	0.53
3:N:133:LEU:HD21	3:N:254:ASP:OD2	2.07	0.53
3:N:213:ARG:O	3:N:215:VAL:N	2.40	0.53

*Continued on next page...*

*Continued from previous page...*

Atom-1	Atom-2	Interatomic distance (Å)	Clash overlap (Å)
3:N:232:ASN:O	3:N:234:MET:N	2.41	0.53
3:N:415:MET:HA	3:N:415:MET:HE2	1.90	0.53
1:C:84:U:O2'	1:C:85:C:H5'	2.08	0.53
1:G:103(A):A:C2'	1:G:103(B):A:H5'	2.39	0.53
1:K:22:G:N2	1:K:24:A:H3'	2.22	0.53
1:K:103(A):A:C2'	1:K:103(B):A:H5'	2.39	0.53
1:K:245:C:H3'	1:K:246:A:C5'	2.38	0.53
1:O:185:A:H4'	1:O:186:U:C5'	2.38	0.53
3:A:222:GLY:O	3:A:224:MET:N	2.41	0.53
3:B:349:PHE:CZ	3:B:396:VAL:HG11	2.43	0.53
3:E:222:GLY:O	3:E:224:MET:N	2.41	0.53
3:E:225:LEU:HD23	3:E:225:LEU:C	2.28	0.53
3:F:59:ILE:HG21	3:F:66:ASN:HB2	1.88	0.53
3:F:288:ARG:CB	3:F:302:PRO:HD3	2.37	0.53
3:F:398:THR:HG23	3:F:403:LYS:CA	2.38	0.53
3:M:300:VAL:HG23	3:M:301:THR:N	2.23	0.53
3:N:198:ASN:ND2	3:N:200:ASN:HD21	2.05	0.53
3:N:292:PRO:HG2	3:N:293:ASP:H	1.71	0.53
3:N:342:VAL:HG23	3:N:343:PHE:N	2.22	0.53
1:G:109:G:OP1	3:F:182:ARG:CZ	2.57	0.53
1:K:153:C:O2'	1:K:154:U:H5'	2.08	0.53
1:O:139:G:O2'	1:O:140:U:H6	1.91	0.53
1:O:185:A:H4'	1:O:186:U:H5''	1.90	0.53
1:O:228:A:C2	1:O:229:A:N7	2.76	0.53
3:A:89:GLU:HA	3:A:89:GLU:OE2	2.08	0.53
3:B:62:GLY:O	3:B:63:LYS:HG3	2.08	0.53
3:E:61:LYS:HB2	3:E:61:LYS:NZ	2.23	0.53
3:E:372:ILE:HG22	3:E:373:THR:N	2.23	0.53
3:F:342:VAL:HG23	3:F:343:PHE:N	2.23	0.53
3:F:415:MET:HA	3:F:415:MET:HE2	1.89	0.53
3:M:135:GLY:CA	3:M:138:THR:HG23	2.39	0.53
1:C:57:C:C2'	1:C:57:C:O2	2.56	0.53
1:G:153:C:O2'	1:G:154:U:H5'	2.08	0.53
1:K:15:U:O2	1:K:33:C:H1'	2.08	0.53
3:A:145:THR:HG23	3:A:145:THR:O	2.09	0.53
3:A:357:VAL:HG21	3:A:389:GLN:NE2	2.24	0.53
3:B:319:ASP:HB2	3:B:352:ARG:HH12	1.73	0.53
3:E:220:ARG:HE	3:F:240:VAL:N	2.04	0.53
3:E:368:PRO:C	3:E:370:SER:N	2.60	0.53
3:F:57:GLU:OE2	3:F:61:LYS:HG3	2.08	0.53
3:F:125:LEU:HB3	3:F:186:TYR:CE1	2.43	0.53

*Continued on next page...*

*Continued from previous page...*

Atom-1	Atom-2	Interatomic distance (Å)	Clash overlap (Å)
3:F:169:GLN:O	3:F:171:LYS:N	2.42	0.53
3:I:249:ILE:HG13	3:J:242:PHE:CE2	2.44	0.53
3:I:386:ARG:NH1	3:I:389:GLN:HG2	2.23	0.53
3:J:57:GLU:OE2	3:J:61:LYS:HG3	2.09	0.53
3:M:59:ILE:CB	3:M:92:ARG:HG3	2.38	0.53
1:C:185:A:H4'	1:C:186:U:C5'	2.39	0.53
1:G:134:A:H2'	1:G:135:G:H5'	1.90	0.53
1:K:185:A:H4'	1:K:186:U:C5'	2.39	0.53
1:O:172:U:O2'	1:O:177:G:N2	2.42	0.53
3:A:59:ILE:CB	3:A:92:ARG:HG3	2.38	0.53
3:F:288:ARG:HB3	3:F:302:PRO:HD3	1.90	0.53
3:F:361:LEU:CD2	3:F:392:LEU:HB2	2.39	0.53
3:N:57:GLU:OE2	3:N:61:LYS:HG3	2.07	0.53
3:N:62:GLY:O	3:N:63:LYS:HG3	2.08	0.53
3:N:79:ASP:HB2	3:N:313:THR:HG23	1.90	0.53
3:N:83:THR:HB	3:N:86:HIS:CB	2.35	0.53
3:N:385:LYS:HA	3:N:385:LYS:NZ	2.23	0.53
1:C:105:C:C2'	1:C:106:G:H5'	2.38	0.53
1:O:159:A:N3	1:O:185:A:C6	2.77	0.53
3:A:137:SER:HB2	3:A:199:ASN:HD21	1.73	0.53
3:A:221:ILE:HD11	3:B:234:MET:CE	2.39	0.53
3:B:158:ASP:C	3:B:160:THR:N	2.62	0.53
3:I:135:GLY:CA	3:I:138:THR:HG23	2.38	0.53
3:J:333:ILE:HD12	3:J:333:ILE:N	2.23	0.53
1:C:171:C:H2'	1:C:172:U:O4'	2.09	0.53
1:K:109:G:OP1	3:J:182:ARG:CZ	2.57	0.53
1:K:121:C:C5	1:K:195:A:O4'	2.61	0.53
1:O:172:U:H1'	1:O:177:G:H22	1.73	0.53
3:A:414:ARG:O	3:A:414:ARG:HG2	2.09	0.53
3:B:328:SER:O	3:B:329:ALA:HB3	2.09	0.53
3:E:249:ILE:HG13	3:F:242:PHE:CE2	2.44	0.53
3:F:62:GLY:O	3:F:63:LYS:HG3	2.08	0.53
3:I:137:SER:HB2	3:I:199:ASN:HD21	1.73	0.53
3:J:349:PHE:CZ	3:J:396:VAL:HG11	2.44	0.53
3:M:84:LYS:H	3:M:84:LYS:HD2	1.73	0.53
3:N:223:PRO:HA	3:N:226:SER:HB2	1.90	0.53
3:N:347:GLY:HA2	3:N:350:VAL:HG12	1.91	0.53
1:C:139:G:O2'	1:C:140:U:H6	1.92	0.53
1:C:159:A:N3	1:C:185:A:C6	2.77	0.53
1:G:159:A:N3	1:G:185:A:C6	2.77	0.53
1:G:245:C:H3'	1:G:246:A:C5'	2.39	0.53

*Continued on next page...*



*Continued from previous page...*

Atom-1	Atom-2	Interatomic distance (Å)	Clash overlap (Å)
1:K:34:G:H4'	1:K:35:A:C8	2.43	0.53
1:O:148:A:C6	1:O:232:A:O4'	2.62	0.53
3:B:342:VAL:HG23	3:B:343:PHE:N	2.23	0.53
3:F:213:ARG:O	3:F:215:VAL:N	2.42	0.53
3:F:232:ASN:O	3:F:234:MET:N	2.40	0.53
3:F:349:PHE:CE2	3:F:396:VAL:HG21	2.43	0.53
3:F:349:PHE:CZ	3:F:396:VAL:HG11	2.44	0.53
3:J:79:ASP:HB2	3:J:313:THR:HG23	1.91	0.53
3:N:342:VAL:HG23	3:N:343:PHE:H	1.73	0.53
1:C:245:C:H3'	1:C:246:A:C5'	2.39	0.53
1:G:97:U:C2	1:G:111:G:N2	2.77	0.53
1:K:149:G:N2	1:K:150:U:C1'	2.71	0.53
1:K:223:G:H2'	1:K:224:G:H5'	1.91	0.53
3:B:232:ASN:O	3:B:234:MET:N	2.42	0.53
3:J:281:LEU:O	3:J:284:VAL:HB	2.09	0.53
3:J:288:ARG:HB3	3:J:302:PRO:HD3	1.91	0.53
1:C:159:A:C2'	1:C:160:U:H5''	2.39	0.53
1:G:185:A:H4'	1:G:186:U:O5'	2.09	0.53
1:G:223:G:H2'	1:G:224:G:H5'	1.91	0.53
1:K:159:A:C2'	1:K:160:U:H5''	2.39	0.53
1:O:153:C:H2'	1:O:154:U:H6	1.74	0.53
3:A:135:GLY:CA	3:A:138:THR:HG23	2.39	0.53
3:A:374:LYS:HA	3:A:374:LYS:NZ	2.24	0.53
3:B:386:ARG:HB2	3:B:386:ARG:CZ	2.39	0.53
3:B:398:THR:HG23	3:B:403:LYS:CA	2.37	0.53
3:E:124:TYR:CE1	3:E:194:ARG:HB3	2.44	0.53
3:F:294:PRO:HA	3:F:297:ARG:HD3	1.91	0.53
3:I:222:GLY:O	3:I:224:MET:N	2.41	0.53
3:J:349:PHE:CE2	3:J:396:VAL:HG21	2.44	0.53
3:N:69:ASP:O	3:N:73:GLU:HB2	2.09	0.53
1:C:153:C:O2'	1:C:154:U:H5'	2.09	0.52
1:G:121:C:C5	1:G:195:A:O4'	2.62	0.52
1:K:196:A:H2	1:K:250:U:H3	1.53	0.52
1:O:105:C:C2'	1:O:106:G:H5'	2.38	0.52
1:O:128:U:H2'	1:O:129:C:H6	1.74	0.52
3:A:249:ILE:HG13	3:B:242:PHE:CE2	2.44	0.52
3:B:57:GLU:OE2	3:B:61:LYS:HG3	2.08	0.52
3:B:133:LEU:HD21	3:B:254:ASP:OD2	2.09	0.52
3:B:347:GLY:HA2	3:B:350:VAL:HG12	1.91	0.52
3:J:213:ARG:O	3:J:215:VAL:N	2.42	0.52
3:M:243:ALA:HA	3:N:212:LEU:CD2	2.39	0.52

*Continued on next page...*



*Continued from previous page...*

Atom-1	Atom-2	Interatomic distance (Å)	Clash overlap (Å)
3:M:368:PRO:C	3:M:370:SER:N	2.61	0.52
3:N:288:ARG:HB3	3:N:302:PRO:HD3	1.91	0.52
1:C:160:U:H1'	1:C:184:G:C4	2.44	0.52
1:C:162:G:H2'	1:C:163:G:C8	2.45	0.52
1:K:97:U:C2	1:K:111:G:N2	2.77	0.52
1:O:84:U:O2'	1:O:85:C:H5'	2.09	0.52
1:O:97:U:C2	1:O:111:G:N2	2.77	0.52
3:F:319:ASP:HB2	3:F:352:ARG:HH12	1.73	0.52
3:I:179:THR:CA	3:I:182:ARG:HH12	2.20	0.52
3:I:374:LYS:HA	3:I:374:LYS:NZ	2.24	0.52
3:N:247:TYR:OH	3:N:251:GLN:NE2	2.42	0.52
1:C:172:U:H1'	1:C:177:G:H22	1.73	0.52
1:G:128:U:H2'	1:G:129:C:H6	1.74	0.52
1:K:153:C:H2'	1:K:154:U:H6	1.75	0.52
1:K:239:C:H2'	1:K:240:C:H6	1.74	0.52
3:E:135:GLY:CA	3:E:138:THR:HG23	2.39	0.52
3:J:386:ARG:HH12	3:J:390:HIS:HD2	1.55	0.52
3:J:398:THR:HG23	3:J:403:LYS:CA	2.37	0.52
3:N:158:ASP:C	3:N:160:THR:N	2.62	0.52
1:C:103(A):A:C2'	1:C:103(B):A:H5'	2.40	0.52
1:C:153:C:H2'	1:C:154:U:H6	1.75	0.52
1:O:121:C:C5	1:O:195:A:O4'	2.62	0.52
3:B:79:ASP:HB2	3:B:313:THR:HG23	1.91	0.52
3:B:213:ARG:O	3:B:215:VAL:N	2.42	0.52
3:E:102:ILE:HD13	3:E:109:LEU:HD21	1.91	0.52
3:E:379:HIS:CB	3:E:388:ALA:HB2	2.39	0.52
3:I:125:LEU:HA	3:I:192:ARG:HH22	1.75	0.52
3:M:124:TYR:CE1	3:M:194:ARG:HB3	2.44	0.52
3:M:221:ILE:HG12	3:N:240:VAL:HG13	1.90	0.52
3:M:379:HIS:CB	3:M:388:ALA:HB2	2.40	0.52
3:N:333:ILE:N	3:N:333:ILE:HD12	2.25	0.52
1:G:48:U:H1'	1:G:116:U:O2'	2.10	0.52
1:K:139:G:O2'	1:K:140:U:H6	1.92	0.52
1:O:62:A:N1	1:O:77:U:O4	2.42	0.52
1:O:188:U:O2'	1:O:189:A:H5'	2.09	0.52
3:A:61:LYS:HB2	3:A:61:LYS:NZ	2.24	0.52
3:A:379:HIS:CB	3:A:388:ALA:HB2	2.40	0.52
3:B:345:PHE:O	3:B:346:TYR:C	2.47	0.52
3:E:281:LEU:O	3:E:284:VAL:HB	2.09	0.52
3:F:273:GLN:OE1	3:F:276:ASN:OD1	2.28	0.52
3:I:360:LEU:HD23	3:I:363:LEU:HD12	1.91	0.52

*Continued on next page...*

*Continued from previous page...*

Atom-1	Atom-2	Interatomic distance (Å)	Clash overlap (Å)
3:N:290:SER:O	3:N:291:GLU:C	2.47	0.52
3:N:349:PHE:CE2	3:N:396:VAL:HG21	2.44	0.52
1:G:162:G:H2'	1:G:163:G:C8	2.45	0.52
1:K:103(A):A:C6	1:O:228:A:N3	2.78	0.52
1:K:172:U:H1'	1:K:177:G:H22	1.74	0.52
1:K:228:A:C2	1:K:229:A:N7	2.78	0.52
3:A:335:LEU:CD2	3:A:400:VAL:HG11	2.32	0.52
3:A:368:PRO:C	3:A:370:SER:N	2.61	0.52
3:B:169:GLN:O	3:B:170:LEU:C	2.46	0.52
3:F:158:ASP:C	3:F:160:THR:N	2.63	0.52
3:F:332:ALA:HB3	3:F:334:TRP:NE1	2.24	0.52
3:F:333:ILE:HG21	3:F:348:TYR:HD1	1.71	0.52
3:F:385:LYS:HA	3:F:385:LYS:NZ	2.25	0.52
3:I:256:PHE:O	3:I:257:GLU:C	2.48	0.52
3:J:180:GLN:HA	3:J:183:ALA:HB3	1.91	0.52
1:C:223:G:H2'	1:C:224:G:H5'	1.92	0.52
1:G:243:A:H2'	1:G:244:A:C8	2.45	0.52
1:O:90:G:H2'	1:O:91:C:O4'	2.10	0.52
3:B:288:ARG:HB3	3:B:302:PRO:HD3	1.92	0.52
3:B:342:VAL:HG23	3:B:343:PHE:H	1.73	0.52
3:E:61:LYS:HZ3	3:E:63:LYS:HD2	1.73	0.52
3:E:360:LEU:HD23	3:E:363:LEU:HD12	1.92	0.52
3:E:374:LYS:HA	3:E:374:LYS:NZ	2.25	0.52
3:F:96:ILE:HD11	3:F:123:MET:HE1	1.91	0.52
3:I:357:VAL:HB	3:I:389:GLN:HE21	1.75	0.52
3:I:372:ILE:HG22	3:I:373:THR:N	2.24	0.52
3:J:125:LEU:HB3	3:J:186:TYR:CE1	2.44	0.52
3:N:398:THR:HG23	3:N:403:LYS:CA	2.38	0.52
1:C:90:G:H2'	1:C:91:C:O4'	2.10	0.52
1:G:84:U:O2'	1:G:85:C:H5'	2.09	0.52
1:K:103(A):A:N1	1:O:228:A:C2	2.78	0.52
1:K:128:U:H2'	1:K:129:C:H6	1.74	0.52
1:K:159:A:N3	1:K:185:A:C6	2.78	0.52
1:K:228:A:C6	1:K:229:A:N7	2.78	0.52
1:O:25:A:N3	1:O:171:C:H1'	2.25	0.52
1:O:171:C:H2'	1:O:172:U:O4'	2.10	0.52
3:B:87:ILE:HG23	3:B:310:VAL:HG21	1.92	0.52
3:B:333:ILE:HD12	3:B:333:ILE:N	2.25	0.52
3:E:115:LEU:HB3	3:E:116:PRO:HD3	1.91	0.52
3:E:293:ASP:OD1	3:E:296:GLU:HB2	2.10	0.52
3:E:386:ARG:NH1	3:E:389:GLN:HG2	2.25	0.52

*Continued on next page...*

*Continued from previous page...*

Atom-1	Atom-2	Interatomic distance (Å)	Clash overlap (Å)
3:I:89:GLU:HA	3:I:89:GLU:OE2	2.09	0.52
3:I:115:LEU:HB3	3:I:116:PRO:HD3	1.92	0.52
3:J:62:GLY:O	3:J:63:LYS:HG3	2.08	0.52
3:M:83:THR:OG1	3:M:86:HIS:CB	2.58	0.52
3:M:221:ILE:HD12	3:M:221:ILE:O	2.10	0.52
3:M:240:VAL:HG13	3:N:221:ILE:HG23	1.91	0.52
3:N:345:PHE:O	3:N:346:TYR:C	2.48	0.52
3:N:357:VAL:HG13	3:N:358:GLU:H	1.75	0.52
1:C:34:G:H4'	1:C:35:A:C8	2.44	0.52
1:C:62:A:N1	1:C:77:U:O4	2.43	0.52
1:C:128:U:H2'	1:C:129:C:H6	1.75	0.52
1:G:109:G:OP1	3:F:182:ARG:NH2	2.43	0.52
1:G:188:U:O2'	1:G:189:A:H5'	2.09	0.52
1:K:139:G:C2'	1:K:140:U:OP2	2.58	0.52
3:B:272:ASP:O	3:B:274:TYR:N	2.43	0.52
3:F:247:TYR:OH	3:F:251:GLN:NE2	2.43	0.52
3:F:342:VAL:HG23	3:F:343:PHE:H	1.73	0.52
3:F:386:ARG:HB2	3:F:386:ARG:CZ	2.40	0.52
3:J:361:LEU:CD2	3:J:392:LEU:HB2	2.40	0.52
3:M:256:PHE:O	3:M:257:GLU:C	2.48	0.52
3:N:281:LEU:O	3:N:284:VAL:HB	2.09	0.52
1:G:171:C:H2'	1:G:172:U:O4'	2.09	0.52
1:K:188:U:O2'	1:K:189:A:H5'	2.10	0.52
1:K:200:A:H2'	1:K:201:U:O4'	2.10	0.52
1:O:223:G:H2'	1:O:224:G:H5'	1.92	0.52
3:A:374:LYS:HA	3:A:374:LYS:HZ2	1.75	0.52
3:A:386:ARG:NH1	3:A:389:GLN:HG2	2.25	0.52
3:B:223:PRO:HA	3:B:226:SER:HB2	1.91	0.52
3:E:122:TRP:HA	3:E:125:LEU:HD12	1.91	0.52
3:F:281:LEU:O	3:F:284:VAL:HB	2.09	0.52
3:I:208:MET:HG3	3:J:208:MET:SD	2.50	0.52
3:I:221:ILE:HD12	3:I:221:ILE:O	2.10	0.52
3:N:169:GLN:O	3:N:170:LEU:C	2.46	0.52
1:G:148:A:C6	1:G:232:A:O4'	2.63	0.51
1:K:90:G:H2'	1:K:91:C:O4'	2.10	0.51
3:A:405:GLU:O	3:A:408:ALA:N	2.43	0.51
3:E:83:THR:OG1	3:E:86:HIS:CB	2.57	0.51
3:I:99:TYR:HA	3:I:131:PHE:O	2.10	0.51
3:I:214:ARG:NH2	3:I:291:GLU:OE1	2.44	0.51
3:J:294:PRO:HA	3:J:297:ARG:HD3	1.92	0.51
1:G:200:A:H2'	1:G:201:U:O4'	2.10	0.51

*Continued on next page...*

*Continued from previous page...*

Atom-1	Atom-2	Interatomic distance (Å)	Clash overlap (Å)
1:O:162:G:H2'	1:O:163:G:C8	2.46	0.51
3:E:225:LEU:O	3:E:231:LYS:HB2	2.10	0.51
3:J:223:PRO:HA	3:J:226:SER:HB2	1.91	0.51
3:M:225:LEU:O	3:M:231:LYS:HB2	2.09	0.51
3:M:335:LEU:CD2	3:M:400:VAL:HG11	2.32	0.51
1:C:246:A:O2'	1:C:247:U:P	2.68	0.51
1:K:171:C:H2'	1:K:172:U:O4'	2.10	0.51
1:K:197:C:H5''	1:K:198:A:OP2	2.10	0.51
3:B:245:PHE:O	3:B:248:PRO:HD2	2.10	0.51
3:B:273:GLN:OE1	3:B:276:ASN:OD1	2.29	0.51
3:E:357:VAL:HG21	3:E:389:GLN:NE2	2.25	0.51
3:F:319:ASP:C	3:F:321:SER:N	2.64	0.51
3:I:357:VAL:HG21	3:I:389:GLN:NE2	2.26	0.51
3:M:416:MET:HA	3:M:416:MET:CE	2.41	0.51
3:N:294:PRO:HA	3:N:297:ARG:HD3	1.91	0.51
3:N:349:PHE:O	3:N:351:ARG:N	2.44	0.51
1:C:97:U:C2	1:C:111:G:N2	2.78	0.51
1:G:90:G:H2'	1:G:91:C:O4'	2.11	0.51
1:K:131:G:HO2'	1:K:133:U:H5	1.56	0.51
1:K:246:A:O2'	1:K:247:U:O5'	2.25	0.51
1:O:109:G:OP1	3:N:182:ARG:CZ	2.59	0.51
1:O:160:U:H1'	1:O:184:G:C4	2.45	0.51
1:O:228:A:N3	1:O:229:A:C8	2.79	0.51
3:E:357:VAL:HB	3:E:389:GLN:HE21	1.76	0.51
3:F:69:ASP:O	3:F:73:GLU:HB2	2.11	0.51
3:J:169:GLN:O	3:J:171:LYS:N	2.43	0.51
3:J:247:TYR:OH	3:J:251:GLN:NE2	2.43	0.51
3:J:357:VAL:HG13	3:J:358:GLU:H	1.75	0.51
3:M:89:GLU:OE2	3:M:89:GLU:HA	2.10	0.51
1:C:109:G:H2'	1:C:110:A:H8	1.75	0.51
1:K:243:A:H2'	1:K:244:A:C8	2.44	0.51
1:O:38:A:C2	1:O:182:G:C4	2.99	0.51
1:O:149:G:N2	1:O:150:U:C1'	2.73	0.51
3:A:221:ILE:HG23	3:B:240:VAL:O	2.10	0.51
3:I:293:ASP:OD1	3:I:296:GLU:HB2	2.11	0.51
3:M:374:LYS:HA	3:M:374:LYS:NZ	2.26	0.51
1:C:25:A:N3	1:C:171:C:H1'	2.26	0.51
1:G:139:G:O2'	1:G:140:U:H6	1.93	0.51
1:G:172:U:H1'	1:G:177:G:H22	1.75	0.51
1:K:148:A:C6	1:K:232:A:O4'	2.63	0.51
1:K:162:G:H2'	1:K:163:G:C8	2.45	0.51

*Continued on next page...*

*Continued from previous page...*

Atom-1	Atom-2	Interatomic distance (Å)	Clash overlap (Å)
1:O:197:C:H5''	1:O:198:A:OP2	2.10	0.51
3:A:98:ALA:HA	3:A:266:MET:O	2.11	0.51
3:A:221:ILE:HD12	3:A:221:ILE:O	2.11	0.51
3:B:385:LYS:HA	3:B:385:LYS:NZ	2.25	0.51
3:E:70:LEU:C	3:E:70:LEU:HD23	2.31	0.51
3:E:379:HIS:HB2	3:E:388:ALA:HB2	1.91	0.51
3:I:70:LEU:HD23	3:I:70:LEU:C	2.31	0.51
3:I:378:GLU:OE2	3:I:378:GLU:O	2.29	0.51
3:J:288:ARG:NE	3:J:302:PRO:HG3	2.25	0.51
3:J:332:ALA:HB3	3:J:334:TRP:NE1	2.25	0.51
3:J:350:VAL:CG1	3:J:351:ARG:HG3	2.39	0.51
3:J:379:HIS:HB2	3:J:388:ALA:HB2	1.92	0.51
3:J:386:ARG:HB2	3:J:386:ARG:CZ	2.40	0.51
3:M:221:ILE:HD11	3:N:234:MET:CE	2.41	0.51
3:M:379:HIS:HB2	3:M:388:ALA:HB2	1.92	0.51
1:G:18:U:H2'	1:G:19:A:C8	2.46	0.51
1:K:84:U:O2'	1:K:85:C:H5'	2.10	0.51
1:K:203:U:H2'	1:K:204:G:C8	2.44	0.51
1:O:185:A:H4'	1:O:186:U:O5'	2.10	0.51
1:O:228:A:C6	1:O:229:A:N7	2.79	0.51
3:A:221:ILE:HG12	3:B:240:VAL:HG13	1.91	0.51
3:B:233:LYS:O	3:B:233:LYS:HG3	2.10	0.51
3:B:250:MET:O	3:B:253:TRP:N	2.44	0.51
3:E:125:LEU:HA	3:E:192:ARG:HH22	1.76	0.51
3:F:223:PRO:HA	3:F:226:SER:HB2	1.92	0.51
3:F:349:PHE:O	3:F:351:ARG:N	2.44	0.51
3:J:158:ASP:C	3:J:160:THR:N	2.61	0.51
3:J:385:LYS:HA	3:J:385:LYS:NZ	2.25	0.51
3:M:73:GLU:HG2	3:M:73:GLU:O	2.10	0.51
3:M:405:GLU:O	3:M:408:ALA:N	2.43	0.51
3:N:180:GLN:HA	3:N:183:ALA:HB3	1.93	0.51
1:C:139:G:C2'	1:C:140:U:OP2	2.58	0.51
1:C:149:G:N2	1:C:150:U:C1'	2.73	0.51
1:G:228:A:C2	1:G:229:A:N7	2.79	0.51
3:A:73:GLU:HG2	3:A:73:GLU:O	2.11	0.51
3:A:225:LEU:O	3:A:231:LYS:HB2	2.10	0.51
3:A:281:LEU:O	3:A:284:VAL:HB	2.11	0.51
3:E:224:MET:O	3:E:227:ARG:HB2	2.11	0.51
3:F:350:VAL:CG1	3:F:351:ARG:HG3	2.39	0.51
3:F:379:HIS:HB2	3:F:388:ALA:HB2	1.93	0.51
3:J:272:ASP:O	3:J:274:TYR:N	2.44	0.51

*Continued on next page...*

*Continued from previous page...*

Atom-1	Atom-2	Interatomic distance (Å)	Clash overlap (Å)
3:M:183:ALA:O	3:M:185:GLY:N	2.44	0.51
3:M:200:ASN:HB2	3:M:204:ASN:ND2	2.26	0.51
1:C:38:A:C2	1:C:182:G:C4	2.99	0.51
1:G:62:A:N1	1:G:77:U:O4	2.44	0.51
1:K:109:G:OP1	3:J:182:ARG:NH2	2.44	0.51
1:O:47:A:H2	1:O:115:G:N3	2.09	0.51
3:B:69:ASP:O	3:B:73:GLU:HB2	2.11	0.51
3:B:294:PRO:HA	3:B:297:ARG:HD3	1.92	0.51
3:E:89:GLU:OE2	3:E:89:GLU:HA	2.10	0.51
3:F:180:GLN:HA	3:F:183:ALA:HB3	1.92	0.51
3:F:233:LYS:HG3	3:F:233:LYS:O	2.11	0.51
3:I:379:HIS:CB	3:I:388:ALA:HB2	2.41	0.51
3:J:273:GLN:OE1	3:J:276:ASN:OD1	2.28	0.51
1:C:228:A:C2	1:C:229:A:N7	2.79	0.51
1:C:228:A:C6	1:C:229:A:N7	2.79	0.51
1:G:47:A:H2	1:G:115:G:N3	2.08	0.51
1:G:246:A:O2'	1:G:247:U:P	2.69	0.51
1:O:12:C:O5'	1:O:12:C:H6	1.95	0.51
1:O:34:G:H4'	1:O:35:A:C8	2.45	0.51
1:O:84:U:OP1	2:P:4:U:O2'	2.18	0.51
3:A:115:LEU:HB3	3:A:116:PRO:HD3	1.92	0.51
3:A:132:THR:HG23	3:A:174:TRP:HZ2	1.75	0.51
3:A:216:GLY:O	3:B:241:SER:OG	2.29	0.51
3:B:374:LYS:O	3:B:374:LYS:HD3	2.11	0.51
3:E:214:ARG:NH2	3:E:291:GLU:OE1	2.44	0.51
3:E:247:TYR:N	3:E:248:PRO:HD2	2.26	0.51
3:F:59:ILE:HG12	3:F:64:LYS:O	2.11	0.51
3:F:333:ILE:N	3:F:333:ILE:HD12	2.26	0.51
3:I:183:ALA:O	3:I:185:GLY:N	2.45	0.51
3:J:233:LYS:O	3:J:233:LYS:HG3	2.11	0.51
3:N:96:ILE:HD11	3:N:123:MET:HE1	1.92	0.51
1:C:159:A:C5	1:C:161:G:C5	2.99	0.50
1:C:243:A:H2'	1:C:244:A:C8	2.46	0.50
1:G:159:A:C2'	1:G:160:U:H5''	2.41	0.50
1:K:62:A:N1	1:K:77:U:O4	2.44	0.50
1:O:243:A:H2'	1:O:244:A:C8	2.46	0.50
3:E:132:THR:HG23	3:E:174:TRP:HZ2	1.75	0.50
3:M:179:THR:CA	3:M:182:ARG:HH12	2.23	0.50
3:N:358:GLU:HG3	3:N:359:ASN:N	2.26	0.50
1:G:95:G:H1'	1:G:163:G:O2'	2.12	0.50
1:G:197:C:H5''	1:G:198:A:OP2	2.11	0.50

*Continued on next page...*

*Continued from previous page...*

Atom-1	Atom-2	Interatomic distance (Å)	Clash overlap (Å)
3:A:227:ARG:CZ	3:A:229:THR:OG1	2.59	0.50
3:E:221:ILE:HD12	3:E:221:ILE:O	2.11	0.50
3:I:102:ILE:HD13	3:I:109:LEU:HD21	1.91	0.50
3:I:203:TRP:CZ2	3:I:253:TRP:HB3	2.46	0.50
3:I:240:VAL:HG13	3:J:221:ILE:HG23	1.92	0.50
3:J:349:PHE:O	3:J:351:ARG:N	2.43	0.50
1:C:12:C:O5'	1:C:12:C:H6	1.95	0.50
3:A:61:LYS:HZ3	3:A:63:LYS:HD2	1.76	0.50
3:A:379:HIS:HB2	3:A:388:ALA:HB2	1.93	0.50
3:B:180:GLN:HA	3:B:183:ALA:HB3	1.93	0.50
3:B:357:VAL:HG13	3:B:358:GLU:H	1.76	0.50
3:B:361:LEU:CD2	3:B:392:LEU:HB2	2.42	0.50
3:F:94:ARG:O	3:F:96:ILE:HG23	2.12	0.50
3:I:281:LEU:O	3:I:284:VAL:HB	2.11	0.50
3:J:347:GLY:HA2	3:J:350:VAL:HG12	1.94	0.50
3:M:227:ARG:CZ	3:M:229:THR:OG1	2.59	0.50
1:G:153:C:H2'	1:G:154:U:H6	1.75	0.50
1:G:203:U:H2'	1:G:204:G:C8	2.42	0.50
1:G:228:A:C6	1:G:229:A:N7	2.80	0.50
1:K:18:U:H2'	1:K:19:A:C8	2.46	0.50
1:K:25:A:N3	1:K:171:C:H1'	2.27	0.50
1:K:185:A:H4'	1:K:186:U:O5'	2.12	0.50
1:O:139:G:C2'	1:O:140:U:OP2	2.59	0.50
3:A:124:TYR:CZ	3:A:194:ARG:HD3	2.46	0.50
3:E:256:PHE:O	3:E:257:GLU:C	2.49	0.50
3:F:59:ILE:HD13	3:F:66:ASN:HA	1.94	0.50
3:F:110:HIS:CE1	3:F:112:GLY:HA3	2.46	0.50
3:I:58:ALA:HB1	3:I:63:LYS:HB2	1.94	0.50
3:N:272:ASP:O	3:N:274:TYR:N	2.45	0.50
3:N:288:ARG:HH12	3:N:307:ASP:HB3	1.76	0.50
1:C:197:C:H5''	1:C:198:A:OP2	2.11	0.50
1:G:246:A:O2'	1:G:247:U:O5'	2.24	0.50
1:K:47:A:H2	1:K:115:G:N3	2.10	0.50
3:A:220:ARG:HA	3:B:241:SER:HA	1.94	0.50
3:B:59:ILE:HD13	3:B:66:ASN:HA	1.94	0.50
3:E:220:ARG:O	3:E:222:GLY:N	2.44	0.50
3:E:414:ARG:HH11	3:E:414:ARG:HG3	1.76	0.50
3:F:288:ARG:HH12	3:F:307:ASP:HB3	1.77	0.50
3:I:61:LYS:HZ3	3:I:63:LYS:CG	2.25	0.50
3:I:225:LEU:O	3:I:231:LYS:HB2	2.12	0.50
3:J:288:ARG:HH12	3:J:307:ASP:HB3	1.76	0.50

*Continued on next page...*



*Continued from previous page...*

Atom-1	Atom-2	Interatomic distance (Å)	Clash overlap (Å)
3:M:221:ILE:HG23	3:N:240:VAL:O	2.11	0.50
3:N:87:ILE:HG23	3:N:310:VAL:HG21	1.94	0.50
1:C:18:U:H2'	1:C:19:A:C8	2.46	0.50
1:O:48:U:H1'	1:O:116:U:O2'	2.11	0.50
1:O:135:G:H2'	1:O:136:G:H8	1.75	0.50
3:A:82:GLY:O	3:A:83:THR:C	2.49	0.50
3:A:179:THR:CA	3:A:182:ARG:HH12	2.23	0.50
3:A:200:ASN:HB2	3:A:204:ASN:ND2	2.26	0.50
3:A:390:HIS:HB3	3:A:414:ARG:NH2	2.27	0.50
3:F:294:PRO:O	3:F:297:ARG:N	2.45	0.50
3:M:360:LEU:HD23	3:M:363:LEU:HD12	1.92	0.50
3:M:386:ARG:NH1	3:M:389:GLN:HG2	2.27	0.50
3:N:104:PRO:HB2	3:N:163:MET:HA	1.93	0.50
3:N:349:PHE:CZ	3:N:396:VAL:HG11	2.46	0.50
3:N:374:LYS:O	3:N:374:LYS:HD3	2.12	0.50
1:G:109:G:H2'	1:G:110:A:H8	1.77	0.50
1:O:109:G:H2'	1:O:110:A:H8	1.76	0.50
3:A:183:ALA:O	3:A:185:GLY:N	2.45	0.50
3:B:247:TYR:OH	3:B:251:GLN:NE2	2.45	0.50
3:B:319:ASP:C	3:B:321:SER:N	2.65	0.50
3:B:349:PHE:O	3:B:351:ARG:N	2.45	0.50
3:E:115:LEU:HB3	3:E:116:PRO:CD	2.41	0.50
3:E:203:TRP:CZ2	3:E:253:TRP:HB3	2.46	0.50
3:E:324:LYS:HB3	3:E:324:LYS:HZ3	1.75	0.50
3:I:83:THR:OG1	3:I:86:HIS:CB	2.59	0.50
3:I:124:TYR:CE1	3:I:194:ARG:HB3	2.46	0.50
3:I:132:THR:HG23	3:I:174:TRP:HZ2	1.76	0.50
3:I:335:LEU:HD22	3:I:400:VAL:CG1	2.32	0.50
3:I:379:HIS:HB2	3:I:388:ALA:HB2	1.93	0.50
3:J:138:THR:N	3:J:199:ASN:HD21	2.10	0.50
3:J:294:PRO:O	3:J:297:ARG:N	2.45	0.50
3:M:95:ARG:HG2	3:M:95:ARG:O	2.12	0.50
1:C:198:A:OP1	1:C:198:A:C8	2.65	0.50
1:G:12:C:O5'	1:G:12:C:H6	1.93	0.50
1:O:161:G:C2	1:O:162:G:C8	2.99	0.50
1:O:246:A:O2'	1:O:247:U:P	2.70	0.50
3:A:83:THR:OG1	3:A:86:HIS:CB	2.60	0.50
3:E:73:GLU:HG2	3:E:73:GLU:O	2.11	0.50
3:F:347:GLY:HA2	3:F:350:VAL:HG12	1.92	0.50
3:I:354:ASP:O	3:I:357:VAL:HG12	2.12	0.50
3:J:158:ASP:C	3:J:160:THR:H	2.15	0.50

*Continued on next page...*



*Continued from previous page...*

Atom-1	Atom-2	Interatomic distance (Å)	Clash overlap (Å)
3:J:166:ILE:HG22	3:J:170:LEU:CD1	2.42	0.50
3:M:70:LEU:C	3:M:70:LEU:HD23	2.32	0.50
3:M:224:MET:O	3:M:227:ARG:HB2	2.12	0.50
3:N:361:LEU:CD2	3:N:392:LEU:HB2	2.42	0.50
1:C:47:A:H2	1:C:115:G:N3	2.10	0.50
1:C:95:G:H1'	1:C:163:G:O2'	2.12	0.50
1:K:48:U:H1'	1:K:116:U:O2'	2.11	0.50
3:A:95:ARG:O	3:A:95:ARG:HG2	2.12	0.50
3:E:95:ARG:O	3:E:95:ARG:HG2	2.12	0.50
3:F:104:PRO:HB2	3:F:163:MET:HA	1.94	0.50
3:F:135:GLY:O	3:F:137:SER:N	2.45	0.50
3:J:176:ASN:O	3:J:179:THR:HB	2.12	0.50
3:N:245:PHE:O	3:N:248:PRO:HD2	2.11	0.50
1:G:25:A:N3	1:G:171:C:H1'	2.27	0.49
1:G:38:A:C2	1:G:182:G:C4	2.99	0.49
3:B:358:GLU:HG3	3:B:359:ASN:N	2.27	0.49
3:E:79:ASP:HB3	3:E:274:TYR:CD1	2.47	0.49
3:E:390:HIS:HB3	3:E:414:ARG:NH2	2.27	0.49
3:I:179:THR:CA	3:I:182:ARG:NH1	2.70	0.49
3:I:203:TRP:HZ2	3:I:253:TRP:HB3	1.77	0.49
3:J:284:VAL:HG11	3:J:309:CYS:SG	2.52	0.49
3:M:293:ASP:OD1	3:M:296:GLU:HB2	2.11	0.49
3:M:325:PHE:HE2	3:M:348:TYR:CE1	2.30	0.49
1:G:20:C:H2'	1:G:21:A:H5'	1.93	0.49
1:G:188:U:H2'	1:G:189:A:C8	2.45	0.49
1:K:95:G:O2'	1:K:96:C:H5'	2.12	0.49
1:K:160:U:H1'	1:K:184:G:C4	2.47	0.49
1:O:25:A:C1'	1:O:171:C:H4'	2.41	0.49
3:B:215:VAL:HG11	3:B:283:VAL:HG13	1.94	0.49
3:B:288:ARG:HH12	3:B:307:ASP:HB3	1.77	0.49
3:F:87:ILE:HG12	3:F:310:VAL:HG21	1.94	0.49
3:F:374:LYS:O	3:F:374:LYS:HD3	2.12	0.49
3:I:306:LEU:C	3:I:308:GLU:H	2.15	0.49
3:I:361:LEU:HA	3:I:392:LEU:HD12	1.94	0.49
3:J:319:ASP:C	3:J:321:SER:N	2.63	0.49
3:M:369:ILE:HA	3:M:372:ILE:HB	1.94	0.49
1:C:184:G:H8	1:C:184:G:O5'	1.96	0.49
1:C:187:A:O2'	1:C:188:U:P	2.70	0.49
1:C:203:U:H2'	1:C:204:G:C8	2.45	0.49
1:C:246:A:O2'	1:C:247:U:O5'	2.24	0.49
1:G:160:U:H1'	1:G:184:G:C4	2.47	0.49

*Continued on next page...*

*Continued from previous page...*

Atom-1	Atom-2	Interatomic distance (Å)	Clash overlap (Å)
3:F:94:ARG:C	3:F:96:ILE:H	2.16	0.49
3:I:256:PHE:O	3:I:259:PHE:N	2.46	0.49
3:I:324:LYS:HB3	3:I:324:LYS:HZ3	1.74	0.49
3:J:96:ILE:HD11	3:J:123:MET:HE1	1.94	0.49
3:J:374:LYS:O	3:J:374:LYS:HD3	2.12	0.49
3:M:115:LEU:HB3	3:M:116:PRO:HD3	1.93	0.49
3:N:288:ARG:NE	3:N:302:PRO:HG3	2.26	0.49
1:C:48:U:H1'	1:C:116:U:O2'	2.12	0.49
1:K:12:C:O5'	1:K:12:C:H6	1.94	0.49
1:K:210:A:O2'	1:K:211:U:H5'	2.13	0.49
1:K:217:A:O2'	1:K:218:G:O5'	2.18	0.49
1:O:109:G:OP1	3:N:182:ARG:NH2	2.45	0.49
1:O:198:A:OP1	1:O:198:A:C8	2.66	0.49
3:A:53:GLN:NE2	3:A:53:GLN:HA	2.27	0.49
3:A:61:LYS:HZ3	3:A:63:LYS:CD	2.25	0.49
3:A:256:PHE:O	3:A:257:GLU:C	2.50	0.49
3:A:306:LEU:C	3:A:308:GLU:H	2.16	0.49
3:A:360:LEU:HD23	3:A:363:LEU:HD12	1.93	0.49
3:A:369:ILE:HA	3:A:372:ILE:HB	1.94	0.49
3:B:96:ILE:HD11	3:B:123:MET:HE1	1.93	0.49
3:B:169:GLN:O	3:B:171:LYS:N	2.45	0.49
3:B:386:ARG:HH12	3:B:390:HIS:HD2	1.56	0.49
3:F:159:ALA:HA	3:F:162:ASN:ND2	2.24	0.49
3:F:358:GLU:HG3	3:F:359:ASN:N	2.28	0.49
3:I:95:ARG:O	3:I:95:ARG:HG2	2.13	0.49
3:I:224:MET:HB3	3:I:245:PHE:CE2	2.41	0.49
3:M:82:GLY:O	3:M:83:THR:C	2.49	0.49
3:M:361:LEU:HA	3:M:392:LEU:HD12	1.94	0.49
3:N:379:HIS:HB2	3:N:388:ALA:HB2	1.94	0.49
1:K:135:G:H2'	1:K:136:G:H8	1.78	0.49
1:K:198:A:OP1	1:K:198:A:C8	2.66	0.49
3:A:115:LEU:HB3	3:A:116:PRO:CD	2.43	0.49
3:A:361:LEU:HA	3:A:392:LEU:HD12	1.94	0.49
3:B:379:HIS:HB2	3:B:388:ALA:HB2	1.95	0.49
3:E:61:LYS:HZ3	3:E:63:LYS:CG	2.23	0.49
3:F:272:ASP:O	3:F:274:TYR:N	2.46	0.49
3:I:115:LEU:HB3	3:I:116:PRO:CD	2.42	0.49
3:I:224:MET:O	3:I:227:ARG:HB2	2.12	0.49
3:J:109:LEU:HD22	3:J:113:HIS:ND1	2.27	0.49
3:M:179:THR:CA	3:M:182:ARG:NH1	2.73	0.49
3:M:247:TYR:N	3:M:248:PRO:HD2	2.28	0.49

*Continued on next page...*

*Continued from previous page...*

Atom-1	Atom-2	Interatomic distance (Å)	Clash overlap (Å)
3:M:378:GLU:O	3:M:378:GLU:OE2	2.30	0.49
3:N:138:THR:N	3:N:199:ASN:HD21	2.11	0.49
3:N:294:PRO:O	3:N:297:ARG:N	2.45	0.49
1:K:20:C:H2'	1:K:21:A:H5'	1.93	0.49
1:K:102:G:C2	1:K:105:C:N3	2.78	0.49
1:O:194:G:C8	1:O:194:G:H3'	2.47	0.49
1:O:203:U:H2'	1:O:204:G:C8	2.45	0.49
3:A:70:LEU:HD23	3:A:70:LEU:C	2.33	0.49
3:B:294:PRO:O	3:B:297:ARG:N	2.46	0.49
3:E:94:ARG:NH2	3:E:304:THR:HG23	2.24	0.49
3:E:306:LEU:C	3:E:308:GLU:H	2.15	0.49
3:I:220:ARG:O	3:I:222:GLY:N	2.45	0.49
3:N:59:ILE:HD13	3:N:66:ASN:HA	1.95	0.49
3:N:94:ARG:O	3:N:96:ILE:HG23	2.12	0.49
3:N:176:ASN:O	3:N:179:THR:HB	2.12	0.49
1:C:134:A:C2'	1:C:135:G:H5'	2.43	0.49
1:C:135:G:H2'	1:C:136:G:H8	1.76	0.49
1:G:14:U:H2'	1:G:35:A:H61	1.78	0.49
1:G:210:A:O2'	1:G:211:U:H5'	2.13	0.49
1:K:109:G:H2'	1:K:110:A:H8	1.76	0.49
1:K:225:A:H5'	1:K:226:G:OP2	2.13	0.49
1:K:251:U:H3'	1:K:251:U:H6	1.77	0.49
1:O:95:G:H1'	1:O:163:G:O2'	2.13	0.49
1:O:225:A:H5'	1:O:226:G:OP2	2.12	0.49
3:B:284:VAL:HG11	3:B:309:CYS:SG	2.53	0.49
3:E:58:ALA:HB1	3:E:63:LYS:HB2	1.95	0.49
3:M:61:LYS:HZ3	3:M:63:LYS:HD2	1.78	0.49
3:M:227:ARG:NH1	3:M:229:THR:OG1	2.46	0.49
3:N:250:MET:O	3:N:253:TRP:N	2.46	0.49
1:C:188:U:H2'	1:C:189:A:C8	2.45	0.49
1:K:161:G:C2	1:K:162:G:C8	3.00	0.49
1:O:139:G:HO2'	1:O:140:U:H6	1.56	0.49
3:A:203:TRP:CZ2	3:A:253:TRP:HB3	2.47	0.49
3:E:82:GLY:O	3:E:83:THR:C	2.51	0.49
3:F:343:PHE:CD1	3:F:412:GLN:HB2	2.48	0.49
3:I:369:ILE:HA	3:I:372:ILE:HB	1.95	0.49
3:J:87:ILE:HG12	3:J:310:VAL:HG21	1.95	0.49
3:M:256:PHE:O	3:M:259:PHE:N	2.45	0.49
3:N:378:GLU:OE1	3:N:378:GLU:HA	2.13	0.49
1:C:10:A:H2'	1:C:11:G:C8	2.47	0.49
1:K:246:A:O2'	1:K:247:U:P	2.71	0.49

*Continued on next page...*

*Continued from previous page...*

Atom-1	Atom-2	Interatomic distance (Å)	Clash overlap (Å)
3:A:202:TRP:CD1	3:A:203:TRP:N	2.81	0.49
3:A:345:PHE:O	3:A:347:GLY:N	2.45	0.49
3:B:104:PRO:HB2	3:B:163:MET:HA	1.95	0.49
3:B:176:ASN:O	3:B:179:THR:HB	2.12	0.49
3:E:99:TYR:HA	3:E:131:PHE:O	2.12	0.49
3:F:83:THR:HB	3:F:86:HIS:CB	2.39	0.49
3:F:288:ARG:NE	3:F:302:PRO:HG3	2.26	0.49
3:I:82:GLY:O	3:I:83:THR:C	2.51	0.49
3:I:390:HIS:HB3	3:I:414:ARG:NH2	2.28	0.49
3:J:104:PRO:HB2	3:J:163:MET:HA	1.95	0.49
3:M:203:TRP:CZ2	3:M:253:TRP:HB3	2.48	0.49
3:M:374:LYS:HA	3:M:374:LYS:HZ2	1.78	0.49
3:N:386:ARG:HH12	3:N:390:HIS:HD2	1.55	0.49
1:C:225:A:H5'	1:C:226:G:OP2	2.12	0.49
1:G:194:G:C8	1:G:194:G:H3'	2.48	0.49
1:K:184:G:H5''	1:K:185:A:OP2	2.13	0.49
1:O:134:A:C2'	1:O:135:G:H5'	2.43	0.49
1:O:159:A:C5	1:O:161:G:C5	3.01	0.49
3:A:224:MET:O	3:A:227:ARG:HB2	2.12	0.49
3:A:416:MET:HA	3:A:416:MET:CE	2.43	0.49
3:B:288:ARG:NE	3:B:302:PRO:HG3	2.27	0.49
3:E:58:ALA:HA	3:E:63:LYS:HB2	1.95	0.49
3:E:352:ARG:HD3	3:E:356:GLU:OE2	2.13	0.49
3:I:247:TYR:N	3:I:248:PRO:HD2	2.27	0.49
3:M:58:ALA:HB1	3:M:63:LYS:HB2	1.95	0.49
3:M:98:ALA:HA	3:M:266:MET:O	2.13	0.49
3:N:319:ASP:C	3:N:321:SER:N	2.67	0.49
1:C:20:C:H2'	1:C:21:A:H5'	1.95	0.48
1:C:95:G:O2'	1:C:96:C:H5'	2.13	0.48
1:K:38:A:C2	1:K:182:G:C4	3.01	0.48
1:K:194:G:C8	1:K:194:G:H3'	2.48	0.48
1:K:228:A:N3	1:K:229:A:C8	2.81	0.48
1:O:18:U:H2'	1:O:19:A:C8	2.48	0.48
1:O:97:U:C2	1:O:111:G:C2	3.02	0.48
3:A:227:ARG:NH2	3:A:229:THR:OG1	2.46	0.48
3:A:316:LEU:HD11	3:A:324:LYS:HD3	1.95	0.48
3:A:333:ILE:O	3:A:334:TRP:O	2.31	0.48
3:E:374:LYS:HA	3:E:374:LYS:HZ2	1.78	0.48
3:I:345:PHE:O	3:I:347:GLY:N	2.46	0.48
3:I:414:ARG:HH11	3:I:414:ARG:HG3	1.78	0.48
3:M:281:LEU:O	3:M:284:VAL:HB	2.13	0.48

*Continued on next page...*

*Continued from previous page...*

Atom-1	Atom-2	Interatomic distance (Å)	Clash overlap (Å)
1:C:185:A:H4'	1:C:186:U:O5'	2.12	0.48
1:C:194:G:C8	1:C:194:G:H3'	2.48	0.48
1:K:14:U:H2'	1:K:35:A:H61	1.78	0.48
1:K:25:A:C1'	1:K:171:C:H4'	2.43	0.48
1:K:187:A:O2'	1:K:188:U:P	2.71	0.48
1:K:218:G:OP1	1:K:218:G:C4'	2.58	0.48
1:K:245:C:O2	1:K:246:A:C8	2.65	0.48
1:O:20:C:H2'	1:O:21:A:H5'	1.95	0.48
1:O:40:U:H2'	1:O:41:C:H6	1.78	0.48
3:A:179:THR:CA	3:A:182:ARG:NH1	2.73	0.48
3:E:98:ALA:HA	3:E:266:MET:O	2.13	0.48
3:E:124:TYR:CZ	3:E:194:ARG:HD3	2.47	0.48
3:E:200:ASN:HB2	3:E:204:ASN:ND2	2.28	0.48
3:F:138:THR:N	3:F:199:ASN:HD21	2.10	0.48
3:M:44:LYS:O	3:M:47:GLU:HB3	2.12	0.48
3:M:202:TRP:CD1	3:M:203:TRP:N	2.81	0.48
3:M:390:HIS:HB3	3:M:414:ARG:NH2	2.28	0.48
3:N:166:ILE:HG22	3:N:170:LEU:CD1	2.43	0.48
3:N:405:GLU:HA	3:N:405:GLU:OE2	2.13	0.48
1:G:161:G:C2	1:G:162:G:C8	3.01	0.48
1:K:95:G:H1'	1:K:163:G:O2'	2.13	0.48
1:K:103(A):A:C5	1:O:228:A:C4	3.02	0.48
3:A:44:LYS:HB3	3:A:44:LYS:HZ2	1.76	0.48
3:A:220:ARG:O	3:A:222:GLY:N	2.47	0.48
3:A:378:GLU:O	3:A:378:GLU:OE2	2.31	0.48
3:E:404:GLN:NE2	3:E:404:GLN:H	2.12	0.48
3:I:124:TYR:CZ	3:I:194:ARG:HD3	2.48	0.48
3:I:371:GLU:OE2	3:I:374:LYS:HB3	2.13	0.48
3:I:404:GLN:NE2	3:I:404:GLN:H	2.11	0.48
3:J:213:ARG:C	3:J:215:VAL:H	2.17	0.48
3:J:261:GLN:O	3:J:262:GLN:HG2	2.14	0.48
3:M:99:TYR:HA	3:M:131:PHE:O	2.12	0.48
3:M:135:GLY:O	3:M:137:SER:N	2.46	0.48
3:M:316:LEU:HD11	3:M:324:LYS:HD3	1.95	0.48
1:C:132:A:N6	1:G:134:A:C6	2.81	0.48
1:G:135:G:H2'	1:G:136:G:H8	1.78	0.48
1:G:198:A:OP1	1:G:198:A:C8	2.67	0.48
1:K:139:G:HO2'	1:K:140:U:H6	1.58	0.48
3:A:58:ALA:HB1	3:A:63:LYS:HB2	1.95	0.48
3:A:247:TYR:N	3:A:248:PRO:HD2	2.29	0.48
3:A:405:GLU:OE2	3:A:409:ALA:HB2	2.12	0.48

*Continued on next page...*

*Continued from previous page...*

Atom-1	Atom-2	Interatomic distance (Å)	Clash overlap (Å)
3:B:53:GLN:HA	3:B:53:GLN:NE2	2.28	0.48
3:E:183:ALA:O	3:E:185:GLY:N	2.45	0.48
3:E:203:TRP:HZ2	3:E:253:TRP:HB3	1.77	0.48
3:E:354:ASP:O	3:E:357:VAL:HG12	2.13	0.48
3:F:111:VAL:CG1	3:F:345:PHE:HE1	2.27	0.48
3:I:58:ALA:CA	3:I:63:LYS:HB2	2.43	0.48
3:I:94:ARG:NH2	3:I:304:THR:HG23	2.25	0.48
3:I:405:GLU:O	3:I:407:SER:N	2.46	0.48
3:M:125:LEU:HA	3:M:192:ARG:HH22	1.77	0.48
1:C:204:G:N2	1:C:209:C:N3	2.51	0.48
1:G:32:U:H2'	1:G:33:C:O4'	2.13	0.48
1:G:225:A:H5'	1:G:226:G:OP2	2.14	0.48
1:K:159:A:C5	1:K:161:G:C5	3.01	0.48
3:A:325:PHE:HE2	3:A:348:TYR:CE1	2.32	0.48
3:B:166:ILE:HG22	3:B:170:LEU:CD1	2.43	0.48
3:E:227:ARG:CZ	3:E:229:THR:OG1	2.62	0.48
3:F:166:ILE:HG22	3:F:170:LEU:CD1	2.43	0.48
3:F:188:ALA:CA	3:F:192:ARG:HH11	2.22	0.48
3:F:250:MET:O	3:F:253:TRP:N	2.46	0.48
3:I:227:ARG:CZ	3:I:229:THR:OG1	2.61	0.48
3:M:414:ARG:HH11	3:M:414:ARG:HG3	1.77	0.48
1:C:24:A:H1'	1:C:172:U:H5'	1.95	0.48
1:C:161:G:C2	1:C:162:G:C8	3.01	0.48
1:K:24:A:H1'	1:K:172:U:H5'	1.95	0.48
1:K:32:U:H2'	1:K:33:C:O4'	2.13	0.48
3:A:125:LEU:HA	3:A:192:ARG:HH22	1.77	0.48
3:A:256:PHE:O	3:A:259:PHE:N	2.46	0.48
3:E:181:MET:HG2	3:E:186:TYR:HB2	1.95	0.48
3:F:243:ALA:O	3:F:246:THR:N	2.44	0.48
3:F:261:GLN:O	3:F:262:GLN:HG2	2.14	0.48
3:I:58:ALA:HA	3:I:63:LYS:HB2	1.95	0.48
3:J:59:ILE:HG12	3:J:64:LYS:O	2.14	0.48
3:J:215:VAL:HG11	3:J:283:VAL:HG13	1.95	0.48
3:M:200:ASN:HB2	3:M:204:ASN:HD22	1.78	0.48
3:M:239:GLY:HA3	3:N:220:ARG:HE	1.79	0.48
3:M:245:PHE:HB2	3:N:221:ILE:HG21	1.96	0.48
3:N:96:ILE:HD12	3:N:97:GLY:CA	2.44	0.48
3:N:135:GLY:O	3:N:137:SER:N	2.47	0.48
3:N:233:LYS:HG3	3:N:233:LYS:O	2.13	0.48
1:C:245:C:O2	1:C:246:A:C8	2.66	0.48
1:G:159:A:C5	1:G:161:G:C5	3.01	0.48

*Continued on next page...*

*Continued from previous page...*

Atom-1	Atom-2	Interatomic distance (Å)	Clash overlap (Å)
1:G:173:U:O2'	1:G:174:C:OP1	2.24	0.48
1:G:251:U:H3'	1:G:251:U:H6	1.78	0.48
1:K:10:A:H2'	1:K:11:G:C8	2.49	0.48
1:K:223:G:C2'	1:K:224:G:H5'	2.44	0.48
3:A:243:ALA:HA	3:B:212:LEU:CD2	2.44	0.48
3:A:357:VAL:HB	3:A:389:GLN:HE21	1.78	0.48
3:B:158:ASP:CG	3:B:159:ALA:N	2.67	0.48
3:E:94:ARG:NH2	3:E:307:ASP:N	2.62	0.48
3:E:378:GLU:O	3:E:378:GLU:OE2	2.32	0.48
3:F:176:ASN:O	3:F:179:THR:HB	2.14	0.48
3:F:345:PHE:O	3:F:346:TYR:C	2.51	0.48
3:I:73:GLU:HG2	3:I:73:GLU:O	2.13	0.48
3:I:98:ALA:HA	3:I:266:MET:O	2.13	0.48
3:I:200:ASN:HB2	3:I:204:ASN:ND2	2.28	0.48
3:J:343:PHE:CD1	3:J:412:GLN:HB2	2.48	0.48
3:M:61:LYS:HZ3	3:M:63:LYS:CD	2.26	0.48
3:M:124:TYR:CZ	3:M:194:ARG:HD3	2.48	0.48
3:N:357:VAL:HG21	3:N:388:ALA:HB3	1.95	0.48
1:C:14:U:H4'	1:C:37:A:C2	2.49	0.48
1:C:97:U:C2	1:C:111:G:C2	3.02	0.48
1:G:25:A:C1'	1:G:171:C:H4'	2.43	0.48
1:G:95:G:O2'	1:G:96:C:H5'	2.13	0.48
1:O:24:A:H1'	1:O:172:U:H5'	1.96	0.48
1:O:177:G:O2'	1:O:178:G:H5'	2.14	0.48
1:O:187:A:O2'	1:O:188:U:P	2.71	0.48
3:B:138:THR:N	3:B:199:ASN:HD21	2.12	0.48
3:E:285:LYS:HA	3:E:288:ARG:HD3	1.96	0.48
3:I:79:ASP:HB3	3:I:274:TYR:CD1	2.49	0.48
3:I:135:GLY:O	3:I:137:SER:N	2.47	0.48
3:I:168:TYR:C	3:I:168:TYR:CD2	2.86	0.48
3:I:202:TRP:CD1	3:I:203:TRP:N	2.81	0.48
3:J:94:ARG:O	3:J:96:ILE:HG23	2.13	0.48
3:M:79:ASP:HB3	3:M:274:TYR:CD1	2.49	0.48
3:M:216:GLY:O	3:N:241:SER:OG	2.32	0.48
3:N:284:VAL:HG11	3:N:309:CYS:SG	2.54	0.48
3:N:294:PRO:O	3:N:297:ARG:HB2	2.14	0.48
1:C:25:A:C1'	1:C:171:C:H4'	2.43	0.48
1:C:251:U:H3'	1:C:251:U:H6	1.77	0.48
1:G:184:G:H5''	1:G:185:A:OP2	2.14	0.48
1:K:134:A:C2'	1:K:135:G:H5'	2.44	0.48
3:A:79:ASP:HB3	3:A:274:TYR:CD1	2.49	0.48

*Continued on next page...*



*Continued from previous page...*

Atom-1	Atom-2	Interatomic distance (Å)	Clash overlap (Å)
3:A:200:ASN:HB2	3:A:204:ASN:HD22	1.78	0.48
3:A:203:TRP:HZ2	3:A:253:TRP:HB3	1.78	0.48
3:E:202:TRP:CD1	3:E:203:TRP:N	2.82	0.48
3:F:84:LYS:H	3:F:84:LYS:HG2	1.34	0.48
3:F:109:LEU:HD22	3:F:113:HIS:ND1	2.28	0.48
3:I:222:GLY:C	3:I:224:MET:N	2.67	0.48
3:M:61:LYS:HZ3	3:M:63:LYS:CG	2.27	0.48
3:M:220:ARG:O	3:M:222:GLY:N	2.47	0.48
1:C:228:A:N3	1:C:229:A:C8	2.82	0.48
1:G:24:A:H1'	1:G:172:U:H5'	1.95	0.48
1:G:97:U:C2	1:G:111:G:C2	3.02	0.48
1:G:245:C:O2	1:G:246:A:C8	2.67	0.48
1:O:184:G:O5'	1:O:184:G:H8	1.97	0.48
3:A:99:TYR:HA	3:A:131:PHE:O	2.13	0.48
3:A:245:PHE:HB2	3:B:221:ILE:HG21	1.96	0.48
3:B:405:GLU:OE2	3:B:405:GLU:HA	2.14	0.48
3:E:73:GLU:CG	3:E:369:ILE:HG13	2.43	0.48
3:E:208:MET:HG3	3:F:208:MET:SD	2.54	0.48
3:F:198:ASN:OD1	3:F:200:ASN:ND2	2.47	0.48
3:I:73:GLU:CG	3:I:369:ILE:HG13	2.43	0.48
3:I:220:ARG:HA	3:J:241:SER:HA	1.95	0.48
3:J:59:ILE:HD13	3:J:66:ASN:HA	1.94	0.48
3:J:94:ARG:C	3:J:96:ILE:H	2.17	0.48
3:J:111:VAL:CG1	3:J:345:PHE:HE1	2.26	0.48
3:J:358:GLU:HG3	3:J:359:ASN:N	2.27	0.48
3:M:115:LEU:HB3	3:M:116:PRO:CD	2.44	0.48
3:M:404:GLN:NE2	3:M:404:GLN:H	2.12	0.48
3:N:169:GLN:O	3:N:171:LYS:N	2.46	0.48
1:C:32:U:H2'	1:C:33:C:O4'	2.14	0.47
1:C:84:U:OP1	2:D:4:U:O2'	2.22	0.47
1:G:14:U:O2	1:G:34:G:C2	2.66	0.47
1:G:84:U:OP1	2:H:4:U:O2'	2.26	0.47
1:K:200:A:H5'	1:K:243:A:C2	2.49	0.47
1:O:223:G:C2'	1:O:224:G:H5'	2.44	0.47
3:A:61:LYS:HZ3	3:A:63:LYS:CG	2.27	0.47
3:E:371:GLU:OE2	3:E:374:LYS:HB3	2.14	0.47
3:E:405:GLU:O	3:E:407:SER:N	2.47	0.47
3:I:240:VAL:CG1	3:J:221:ILE:HG12	2.43	0.47
3:I:357:VAL:CB	3:I:389:GLN:HE21	2.27	0.47
3:J:243:ALA:O	3:J:246:THR:N	2.44	0.47
3:J:345:PHE:O	3:J:346:TYR:C	2.51	0.47

*Continued on next page...*



*Continued from previous page...*

Atom-1	Atom-2	Interatomic distance (Å)	Clash overlap (Å)
3:M:306:LEU:C	3:M:308:GLU:H	2.17	0.47
3:M:357:VAL:HB	3:M:389:GLN:HE21	1.78	0.47
3:N:59:ILE:HG12	3:N:64:LYS:O	2.14	0.47
3:N:94:ARG:C	3:N:96:ILE:H	2.15	0.47
3:N:109:LEU:HD22	3:N:113:HIS:ND1	2.28	0.47
1:O:118:C:O2'	1:O:119:A:P	2.73	0.47
3:A:352:ARG:HD3	3:A:356:GLU:OE2	2.14	0.47
3:E:200:ASN:OD1	3:E:201:HIS:N	2.47	0.47
3:E:345:PHE:O	3:E:347:GLY:N	2.48	0.47
3:I:94:ARG:NH2	3:I:307:ASP:N	2.62	0.47
3:I:200:ASN:HB2	3:I:204:ASN:HD22	1.79	0.47
3:I:319:ASP:HB2	3:I:352:ARG:HH11	1.75	0.47
3:J:386:ARG:HB2	3:J:386:ARG:HH11	1.79	0.47
3:N:135:GLY:HA3	3:N:138:THR:HG23	1.95	0.47
1:G:9:G:H2'	1:G:9:G:N3	2.30	0.47
1:G:149:G:N2	1:G:150:U:O4'	2.47	0.47
1:O:95:G:O2'	1:O:96:C:H5'	2.14	0.47
1:O:159:A:O2'	1:O:160:U:H5''	2.14	0.47
1:O:246:A:C1'	1:O:247:U:C5	2.97	0.47
3:A:227:ARG:NH1	3:A:229:THR:OG1	2.48	0.47
3:A:320:SER:HB2	3:A:356:GLU:CD	2.33	0.47
3:B:158:ASP:C	3:B:160:THR:H	2.17	0.47
3:E:70:LEU:HD23	3:E:70:LEU:O	2.14	0.47
3:E:227:ARG:NH2	3:E:229:THR:OG1	2.47	0.47
3:E:369:ILE:HA	3:E:372:ILE:HB	1.95	0.47
3:F:135:GLY:HA3	3:F:138:THR:HG23	1.96	0.47
3:F:215:VAL:HG11	3:F:283:VAL:HG13	1.96	0.47
3:I:94:ARG:HH22	3:I:304:THR:CG2	2.25	0.47
3:I:352:ARG:HD3	3:I:356:GLU:OE2	2.14	0.47
3:I:354:ASP:OD2	3:I:354:ASP:N	2.46	0.47
3:I:405:GLU:OE2	3:I:409:ALA:HB2	2.14	0.47
3:M:203:TRP:HZ2	3:M:253:TRP:HB3	1.79	0.47
3:M:222:GLY:C	3:M:224:MET:N	2.66	0.47
1:C:9:G:N3	1:C:9:G:H2'	2.29	0.47
1:C:43:U:H2'	1:C:44:C:C6	2.50	0.47
1:G:223:G:C2'	1:G:224:G:H5'	2.44	0.47
1:K:149:G:N2	1:K:150:U:O4'	2.47	0.47
1:K:159:A:O2'	1:K:160:U:H5''	2.14	0.47
2:L:1:G:OP1	2:L:1:G:C8	2.68	0.47
1:O:10:A:H2'	1:O:11:G:C8	2.49	0.47
1:O:188:U:H2'	1:O:189:A:C8	2.47	0.47

*Continued on next page...*

*Continued from previous page...*

Atom-1	Atom-2	Interatomic distance (Å)	Clash overlap (Å)
3:A:94:ARG:NH2	3:A:307:ASP:N	2.62	0.47
3:A:200:ASN:OD1	3:A:201:HIS:N	2.48	0.47
3:B:135:GLY:HA3	3:B:138:THR:HG23	1.96	0.47
3:E:63:LYS:HB3	3:E:63:LYS:HZ2	1.79	0.47
3:E:265:GLN:HE22	3:E:307:ASP:HA	1.79	0.47
3:I:66:ASN:O	3:I:69:ASP:N	2.48	0.47
3:I:200:ASN:OD1	3:I:201:HIS:N	2.47	0.47
3:J:135:GLY:O	3:J:137:SER:N	2.47	0.47
3:J:135:GLY:HA3	3:J:138:THR:HG23	1.95	0.47
3:M:94:ARG:NH2	3:M:307:ASP:N	2.62	0.47
1:C:109:G:OP1	3:B:182:ARG:CZ	2.63	0.47
1:G:43:U:H2'	1:G:44:C:C6	2.49	0.47
1:K:14:U:O2	1:K:34:G:C2	2.68	0.47
1:K:97:U:C2	1:K:111:G:C2	3.02	0.47
3:A:214:ARG:NH2	3:A:291:GLU:OE1	2.47	0.47
3:B:68:TRP:O	3:B:71:PHE:HB2	2.15	0.47
3:B:109:LEU:HD22	3:B:113:HIS:ND1	2.29	0.47
3:B:122:TRP:O	3:B:125:LEU:HB2	2.15	0.47
3:B:350:VAL:CG1	3:B:351:ARG:HG3	2.40	0.47
3:B:357:VAL:HG21	3:B:388:ALA:HB3	1.97	0.47
3:E:335:LEU:HD22	3:E:400:VAL:CG1	2.32	0.47
3:F:200:ASN:O	3:F:202:TRP:N	2.48	0.47
3:F:213:ARG:C	3:F:215:VAL:H	2.17	0.47
3:I:227:ARG:NH2	3:I:229:THR:OG1	2.47	0.47
3:I:239:GLY:HA3	3:J:220:ARG:HE	1.79	0.47
3:J:228:ASP:O	3:J:230:VAL:N	2.48	0.47
3:J:245:PHE:O	3:J:248:PRO:HD2	2.14	0.47
3:J:276:ASN:HD22	3:J:276:ASN:N	2.12	0.47
3:M:53:GLN:HA	3:M:53:GLN:NE2	2.29	0.47
3:M:227:ARG:NH2	3:M:229:THR:OG1	2.47	0.47
3:N:350:VAL:CG1	3:N:351:ARG:HG3	2.40	0.47
1:G:246:A:C1'	1:G:247:U:C5	2.98	0.47
1:K:43:U:H2'	1:K:44:C:C6	2.49	0.47
1:O:32:U:H2'	1:O:33:C:O4'	2.15	0.47
1:O:184:G:H5''	1:O:185:A:OP2	2.14	0.47
1:O:251:U:H3'	1:O:251:U:H6	1.78	0.47
3:A:404:GLN:NE2	3:A:404:GLN:H	2.12	0.47
3:E:222:GLY:C	3:E:224:MET:N	2.66	0.47
3:F:353:SER:HB3	3:F:355:GLN:HG3	1.95	0.47
3:J:250:MET:O	3:J:253:TRP:N	2.47	0.47
3:M:200:ASN:OD1	3:M:201:HIS:N	2.48	0.47

*Continued on next page...*

*Continued from previous page...*

Atom-1	Atom-2	Interatomic distance (Å)	Clash overlap (Å)
3:N:200:ASN:O	3:N:202:TRP:N	2.48	0.47
1:C:109:G:OP1	3:B:182:ARG:NH2	2.48	0.47
1:C:159:A:C2	1:C:161:G:C8	3.03	0.47
1:C:210:A:O2'	1:C:211:U:H5'	2.15	0.47
1:G:10:A:H2'	1:G:11:G:C8	2.49	0.47
1:K:173:U:O2'	1:K:174:C:OP1	2.25	0.47
1:K:184:G:H8	1:K:184:G:O5'	1.97	0.47
1:O:210:A:O2'	1:O:211:U:H5'	2.15	0.47
3:A:44:LYS:O	3:A:47:GLU:HB3	2.14	0.47
3:A:208:MET:HG3	3:B:208:MET:SD	2.55	0.47
3:A:414:ARG:HH11	3:A:414:ARG:HG3	1.78	0.47
3:B:213:ARG:C	3:B:215:VAL:H	2.17	0.47
3:B:247:TYR:HE2	3:B:276:ASN:OD1	1.98	0.47
3:B:378:GLU:OE1	3:B:378:GLU:HA	2.15	0.47
3:E:44:LYS:O	3:E:47:GLU:HB3	2.15	0.47
3:E:58:ALA:CA	3:E:63:LYS:HB2	2.44	0.47
3:E:221:ILE:HG12	3:F:240:VAL:HG13	1.97	0.47
3:E:397:VAL:HG12	3:E:406:ALA:CB	2.44	0.47
3:F:96:ILE:HD12	3:F:97:GLY:CA	2.45	0.47
3:F:247:TYR:HE2	3:F:276:ASN:OD1	1.96	0.47
3:J:122:TRP:O	3:J:125:LEU:HB2	2.15	0.47
3:J:397:VAL:O	3:J:401:HIS:HB2	2.14	0.47
3:M:60:LYS:HE3	3:M:92:ARG:HH12	1.79	0.47
3:M:66:ASN:O	3:M:69:ASP:N	2.47	0.47
3:M:208:MET:HG3	3:N:208:MET:SD	2.55	0.47
3:M:214:ARG:NH2	3:M:291:GLU:OE1	2.47	0.47
3:M:320:SER:HB2	3:M:356:GLU:CD	2.34	0.47
3:N:158:ASP:CG	3:N:159:ALA:N	2.68	0.47
3:N:158:ASP:C	3:N:160:THR:H	2.17	0.47
1:C:96:C:H2'	1:C:97:U:C6	2.49	0.47
1:K:228:A:C2	1:O:103(A):A:C2	3.03	0.47
1:O:194:G:H3'	1:O:194:G:H8	1.80	0.47
3:B:41:TYR:O	3:B:44:LYS:HB2	2.15	0.47
3:B:59:ILE:HG12	3:B:64:LYS:O	2.15	0.47
3:E:320:SER:HB2	3:E:356:GLU:CD	2.34	0.47
3:I:265:GLN:HE22	3:I:307:ASP:HA	1.78	0.47
3:N:41:TYR:O	3:N:44:LYS:HB2	2.15	0.47
3:N:111:VAL:CG1	3:N:345:PHE:HE1	2.28	0.47
3:N:213:ARG:C	3:N:215:VAL:H	2.17	0.47
3:N:386:ARG:HB2	3:N:386:ARG:HH11	1.78	0.47
1:C:159:A:O2'	1:C:160:U:H5''	2.15	0.47

*Continued on next page...*

*Continued from previous page...*

Atom-1	Atom-2	Interatomic distance (Å)	Clash overlap (Å)
1:K:191:U:C5	1:K:192:C:C5	3.03	0.47
1:O:248:A:H2'	1:O:249:A:O4'	2.15	0.47
3:A:70:LEU:HD23	3:A:70:LEU:O	2.15	0.47
3:B:343:PHE:CD1	3:B:412:GLN:HB2	2.50	0.47
3:E:256:PHE:O	3:E:259:PHE:N	2.47	0.47
3:E:405:GLU:OE2	3:E:409:ALA:HB2	2.15	0.47
3:F:158:ASP:C	3:F:160:THR:H	2.17	0.47
3:F:400:VAL:O	3:F:400:VAL:CG1	2.61	0.47
3:I:325:PHE:HE2	3:I:348:TYR:CE1	2.32	0.47
3:M:70:LEU:HD23	3:M:70:LEU:O	2.15	0.47
3:M:168:TYR:CD2	3:M:168:TYR:C	2.87	0.47
3:M:181:MET:HG2	3:M:186:TYR:HB2	1.96	0.47
3:M:405:GLU:OE2	3:M:409:ALA:HB2	2.14	0.47
3:N:215:VAL:HG11	3:N:283:VAL:HG13	1.97	0.47
1:C:223:G:C2'	1:C:224:G:H5'	2.45	0.47
1:G:51:A:H4'	3:F:261:GLN:OE1	2.15	0.47
1:G:194:G:H3'	1:G:194:G:H8	1.80	0.47
1:G:228:A:N3	1:G:229:A:C8	2.83	0.47
1:K:108:A:H2'	1:K:109:G:C8	2.50	0.47
1:K:148:A:N6	1:K:232:A:C5'	2.75	0.47
1:O:15:U:H5'	1:O:35:A:N1	2.29	0.47
3:A:135:GLY:O	3:A:137:SER:N	2.48	0.47
3:A:181:MET:HG2	3:A:186:TYR:HB2	1.97	0.47
3:B:111:VAL:CG1	3:B:345:PHE:HE1	2.28	0.47
3:E:238:ASP:CG	3:E:239:GLY:N	2.68	0.47
3:E:392:LEU:C	3:E:392:LEU:CD2	2.84	0.47
3:I:243:ALA:HA	3:J:212:LEU:CD2	2.45	0.47
3:I:285:LYS:HA	3:I:288:ARG:HD3	1.97	0.47
3:J:69:ASP:O	3:J:73:GLU:HB2	2.14	0.47
3:J:200:ASN:O	3:J:202:TRP:N	2.48	0.47
3:M:371:GLU:OE2	3:M:374:LYS:HB3	2.15	0.47
3:N:198:ASN:OD1	3:N:200:ASN:ND2	2.47	0.47
1:C:40:U:H2'	1:C:41:C:H6	1.80	0.46
1:C:126:A:N1	1:C:159:A:C8	2.83	0.46
1:C:194:G:H3'	1:C:194:G:H8	1.80	0.46
1:C:248:A:H2'	1:C:249:A:O4'	2.15	0.46
1:G:40:U:O2'	1:G:41:C:H5'	2.15	0.46
1:G:46:A:H2'	1:G:47:A:O4'	2.15	0.46
1:G:200:A:H5'	1:G:243:A:C2	2.50	0.46
1:K:246:A:C1'	1:K:247:U:C5	2.98	0.46
1:O:43:U:H2'	1:O:44:C:C6	2.50	0.46

*Continued on next page...*

*Continued from previous page...*

Atom-1	Atom-2	Interatomic distance (Å)	Clash overlap (Å)
1:O:204:G:N2	1:O:209:C:N3	2.52	0.46
3:A:285:LYS:HA	3:A:288:ARG:HD3	1.97	0.46
3:B:294:PRO:O	3:B:295:GLN:C	2.53	0.46
3:E:53:GLN:HA	3:E:53:GLN:NE2	2.30	0.46
3:F:122:TRP:O	3:F:125:LEU:HB2	2.15	0.46
3:F:294:PRO:O	3:F:295:GLN:C	2.53	0.46
3:I:227:ARG:NH1	3:I:229:THR:OG1	2.48	0.46
3:I:416:MET:CE	3:I:416:MET:HA	2.44	0.46
3:J:232:ASN:C	3:J:234:MET:N	2.68	0.46
3:J:247:TYR:HE2	3:J:276:ASN:OD1	1.98	0.46
3:J:355:GLN:NE2	3:J:355:GLN:C	2.69	0.46
3:M:132:THR:HG23	3:M:174:TRP:HZ2	1.80	0.46
3:M:324:LYS:HB3	3:M:324:LYS:HZ2	1.79	0.46
3:N:261:GLN:O	3:N:262:GLN:HG2	2.15	0.46
3:N:357:VAL:CG2	3:N:388:ALA:HB1	2.45	0.46
1:G:15:U:H5'	1:G:35:A:N1	2.30	0.46
1:G:139:G:H2'	1:G:140:U:OP2	2.15	0.46
1:G:248:A:H2'	1:G:249:A:O4'	2.16	0.46
1:O:131:G:HO2'	1:O:133:U:H5	1.63	0.46
1:O:191:U:C5	1:O:192:C:C5	3.03	0.46
1:O:245:C:O2	1:O:246:A:C8	2.68	0.46
3:A:74:ARG:HB3	3:A:362:LYS:O	2.16	0.46
3:B:87:ILE:HG12	3:B:310:VAL:HG21	1.97	0.46
3:B:193:LYS:HB2	3:B:193:LYS:NZ	2.29	0.46
3:E:361:LEU:HA	3:E:392:LEU:HD12	1.96	0.46
3:I:44:LYS:O	3:I:47:GLU:HB3	2.15	0.46
3:I:53:GLN:NE2	3:I:53:GLN:HA	2.30	0.46
3:I:111:VAL:CA	3:I:114:LEU:HD12	2.44	0.46
3:I:397:VAL:HG12	3:I:406:ALA:CB	2.45	0.46
3:J:415:MET:HA	3:J:415:MET:HE2	1.96	0.46
3:M:352:ARG:HD3	3:M:356:GLU:OE2	2.15	0.46
3:N:247:TYR:HE2	3:N:276:ASN:OD1	1.99	0.46
1:C:14:U:H2'	1:C:35:A:H61	1.80	0.46
1:G:115:G:H2'	1:G:116:U:H6	1.78	0.46
1:K:109:G:OP1	3:J:182:ARG:NH1	2.48	0.46
1:K:118:C:O2'	1:K:119:A:P	2.74	0.46
1:O:148:A:N6	1:O:232:A:C5'	2.72	0.46
3:A:111:VAL:CA	3:A:114:LEU:HD12	2.44	0.46
3:E:325:PHE:HE2	3:E:348:TYR:CE1	2.32	0.46
3:E:371:GLU:O	3:E:374:LYS:HB3	2.15	0.46
3:I:55:ARG:HG2	3:I:55:ARG:NH1	2.31	0.46

*Continued on next page...*

*Continued from previous page...*

Atom-1	Atom-2	Interatomic distance (Å)	Clash overlap (Å)
3:I:60:LYS:HE3	3:I:92:ARG:HH12	1.81	0.46
3:I:85:GLU:O	3:I:88:ALA:HB3	2.15	0.46
3:I:181:MET:HG2	3:I:186:TYR:HB2	1.96	0.46
3:J:73:GLU:C	3:J:75:GLY:H	2.19	0.46
3:J:83:THR:HB	3:J:86:HIS:CB	2.38	0.46
3:J:324:LYS:C	3:J:326:GLY:H	2.19	0.46
3:M:74:ARG:HB3	3:M:362:LYS:O	2.16	0.46
3:N:122:TRP:O	3:N:125:LEU:HB2	2.16	0.46
3:N:382:ASP:OD1	3:N:385:LYS:HB2	2.15	0.46
1:C:192:C:O2	1:C:192:C:H2'	2.15	0.46
1:G:63:A:C2	1:G:64:A:H1'	2.51	0.46
1:G:159:A:O2'	1:G:160:U:H5''	2.16	0.46
1:G:184:G:H8	1:G:184:G:O5'	1.98	0.46
1:K:103:G:N2	1:K:104:A:OP2	2.49	0.46
1:O:63:A:C2	1:O:64:A:H1'	2.51	0.46
3:A:222:GLY:C	3:A:224:MET:N	2.67	0.46
3:A:265:GLN:HE22	3:A:307:ASP:HA	1.80	0.46
3:B:94:ARG:C	3:B:96:ILE:H	2.17	0.46
3:B:135:GLY:O	3:B:137:SER:N	2.48	0.46
3:E:168:TYR:CD2	3:E:168:TYR:C	2.87	0.46
3:J:41:TYR:O	3:J:44:LYS:HB2	2.15	0.46
3:J:135:GLY:CA	3:J:138:THR:CG2	2.93	0.46
3:J:158:ASP:CG	3:J:159:ALA:N	2.69	0.46
3:J:193:LYS:HB2	3:J:193:LYS:NZ	2.31	0.46
3:J:198:ASN:OD1	3:J:200:ASN:ND2	2.48	0.46
3:N:135:GLY:CA	3:N:138:THR:CG2	2.93	0.46
3:N:193:LYS:HB2	3:N:193:LYS:NZ	2.30	0.46
3:N:343:PHE:CD1	3:N:412:GLN:HB2	2.50	0.46
1:C:184:G:H5''	1:C:185:A:OP2	2.16	0.46
1:G:200:A:O4'	1:G:243:A:C6	2.68	0.46
1:K:40:U:O2'	1:K:41:C:H5'	2.15	0.46
1:K:200:A:O4'	1:K:243:A:C6	2.69	0.46
1:K:248:A:H2'	1:K:249:A:O4'	2.16	0.46
1:O:76:G:H2'	1:O:77:U:O4'	2.16	0.46
1:O:126:A:N1	1:O:159:A:C8	2.84	0.46
1:O:144:G:H8	1:O:144:G:O5'	1.99	0.46
3:B:135:GLY:CA	3:B:138:THR:CG2	2.93	0.46
3:B:173:LEU:O	3:B:174:TRP:C	2.54	0.46
3:E:200:ASN:HB2	3:E:204:ASN:HD22	1.80	0.46
3:E:243:ALA:HA	3:F:212:LEU:CD2	2.45	0.46
3:F:405:GLU:HA	3:F:405:GLU:OE2	2.15	0.46

*Continued on next page...*

*Continued from previous page...*

Atom-1	Atom-2	Interatomic distance (Å)	Clash overlap (Å)
3:J:96:ILE:HD12	3:J:97:GLY:CA	2.45	0.46
1:C:144:G:H8	1:C:144:G:O5'	1.99	0.46
1:K:9:G:N3	1:K:9:G:H2'	2.30	0.46
1:K:103(A):A:C2	1:K:103(B):A:C4	3.03	0.46
1:K:194:G:H3'	1:K:194:G:H8	1.81	0.46
1:O:9:G:H2'	1:O:9:G:N3	2.31	0.46
1:O:14:U:H4'	1:O:37:A:C2	2.51	0.46
3:A:221:ILE:HD11	3:B:234:MET:HE1	1.98	0.46
3:A:240:VAL:HG13	3:B:221:ILE:HG23	1.97	0.46
3:B:210:GLU:O	3:B:211:VAL:C	2.54	0.46
3:E:227:ARG:NH1	3:E:229:THR:OG1	2.48	0.46
3:F:397:VAL:O	3:F:401:HIS:HB2	2.15	0.46
3:I:195:GLY:C	3:I:196:ILE:HD12	2.36	0.46
3:J:135:GLY:HA3	3:J:138:THR:CG2	2.46	0.46
3:J:378:GLU:OE1	3:J:378:GLU:HA	2.16	0.46
3:M:247:TYR:O	3:M:248:PRO:C	2.51	0.46
3:N:267:GLN:HG3	3:N:268:ILE:N	2.31	0.46
1:C:149:G:N2	1:C:150:U:O4'	2.48	0.46
1:C:173:U:O2'	1:C:174:C:OP1	2.23	0.46
1:C:191:U:C5	1:C:192:C:C5	3.03	0.46
1:G:14:U:H4'	1:G:37:A:C2	2.51	0.46
1:G:77:U:H2'	1:G:78:A:C8	2.51	0.46
1:O:227:U:H2'	1:O:228:A:H3'	1.98	0.46
3:A:58:ALA:HA	3:A:63:LYS:HB2	1.97	0.46
3:A:390:HIS:CB	3:A:414:ARG:NH2	2.79	0.46
3:B:261:GLN:O	3:B:262:GLN:HG2	2.16	0.46
3:B:357:VAL:CG2	3:B:388:ALA:HB1	2.46	0.46
3:E:357:VAL:CB	3:E:389:GLN:HE21	2.28	0.46
3:F:158:ASP:CG	3:F:159:ALA:N	2.69	0.46
3:F:253:TRP:O	3:F:254:ASP:C	2.54	0.46
3:I:72:GLU:OE1	3:I:72:GLU:HA	2.16	0.46
3:J:163:MET:O	3:J:164:THR:C	2.53	0.46
3:M:333:ILE:O	3:M:334:TRP:O	2.34	0.46
3:M:404:GLN:H	3:M:404:GLN:CD	2.19	0.46
1:C:34:G:H21	1:C:36:A:N6	2.14	0.46
1:C:103:G:N2	1:C:104:A:OP2	2.49	0.46
1:C:148:A:N6	1:C:232:A:C5'	2.72	0.46
1:C:160:U:H1'	1:C:184:G:C5	2.51	0.46
1:O:173:U:O2'	1:O:174:C:OP1	2.23	0.46
3:A:168:TYR:C	3:A:168:TYR:CD2	2.88	0.46
3:B:355:GLN:NE2	3:B:355:GLN:C	2.69	0.46

*Continued on next page...*



*Continued from previous page...*

Atom-1	Atom-2	Interatomic distance (Å)	Clash overlap (Å)
3:E:135:GLY:O	3:E:137:SER:N	2.48	0.46
3:F:245:PHE:O	3:F:248:PRO:HD2	2.15	0.46
3:F:382:ASP:OD1	3:F:385:LYS:HB2	2.16	0.46
3:I:55:ARG:HG2	3:I:55:ARG:HH11	1.81	0.46
3:J:405:GLU:OE2	3:J:405:GLU:HA	2.15	0.46
3:M:73:GLU:CG	3:M:369:ILE:HG13	2.45	0.46
3:N:397:VAL:O	3:N:401:HIS:HB2	2.15	0.46
1:C:246:A:C1'	1:C:247:U:C5	2.99	0.46
1:G:96:C:H2'	1:G:97:U:C6	2.50	0.46
1:G:126:A:N1	1:G:159:A:C8	2.84	0.46
1:G:134:A:C2'	1:G:135:G:H5'	2.45	0.46
1:G:139:G:H8	1:G:139:G:O5'	1.99	0.46
1:K:54:G:N1	1:K:85:C:C5	2.84	0.46
1:K:105:C:H2'	1:K:106:G:O5'	2.16	0.46
1:K:216:A:H4'	1:K:217:A:OP2	2.16	0.46
3:A:174:TRP:CD1	3:A:196:ILE:HD11	2.50	0.46
3:A:293:ASP:OD1	3:A:296:GLU:HB2	2.15	0.46
3:B:94:ARG:O	3:B:96:ILE:HG23	2.16	0.46
3:B:96:ILE:HD12	3:B:97:GLY:CA	2.46	0.46
3:B:386:ARG:HB2	3:B:386:ARG:HH11	1.79	0.46
3:E:111:VAL:CA	3:E:114:LEU:HD12	2.45	0.46
3:F:319:ASP:HB2	3:F:352:ARG:NH1	2.31	0.46
3:I:63:LYS:HB3	3:I:63:LYS:HZ3	1.80	0.46
3:I:316:LEU:HD11	3:I:324:LYS:HD3	1.98	0.46
3:J:115:LEU:N	3:J:116:PRO:HD2	2.31	0.46
3:J:353:SER:HB3	3:J:355:GLN:HG3	1.98	0.46
3:J:382:ASP:OD1	3:J:385:LYS:HB2	2.16	0.46
3:M:238:ASP:CG	3:M:239:GLY:N	2.69	0.46
1:C:15:U:H5'	1:C:35:A:N1	2.30	0.46
1:C:63:A:C2	1:C:64:A:H1'	2.51	0.46
1:G:183:U:H3'	1:G:184:G:C8	2.51	0.46
1:K:126:A:N1	1:K:159:A:C8	2.84	0.46
1:O:108:A:H2'	1:O:109:G:C8	2.51	0.46
1:O:149:G:N2	1:O:150:U:O4'	2.48	0.46
3:A:354:ASP:OD2	3:A:354:ASP:N	2.48	0.46
3:B:163:MET:O	3:B:164:THR:C	2.53	0.46
3:B:220:ARG:HH11	3:B:220:ARG:HG3	1.81	0.46
3:E:220:ARG:C	3:E:222:GLY:H	2.18	0.46
3:F:135:GLY:CA	3:F:138:THR:CG2	2.94	0.46
3:F:140:LYS:O	3:F:141:ILE:CD1	2.55	0.46
3:J:331:ASN:HD21	3:J:334:TRP:HZ2	1.64	0.46

*Continued on next page...*



*Continued from previous page...*

Atom-1	Atom-2	Interatomic distance (Å)	Clash overlap (Å)
3:M:94:ARG:HH22	3:M:304:THR:CG2	2.27	0.46
3:M:397:VAL:HG12	3:M:406:ALA:CB	2.46	0.46
1:G:177:G:O2'	1:G:178:G:H5'	2.16	0.45
1:K:46:A:H2'	1:K:47:A:O4'	2.15	0.45
1:O:14:U:H2'	1:O:35:A:H61	1.80	0.45
1:O:161:G:N3	1:O:162:G:C8	2.84	0.45
3:A:247:TYR:O	3:A:248:PRO:C	2.51	0.45
3:B:200:ASN:O	3:B:202:TRP:N	2.49	0.45
3:E:66:ASN:O	3:E:69:ASP:N	2.49	0.45
3:E:414:ARG:HG3	3:E:414:ARG:NH1	2.31	0.45
3:I:71:PHE:HZ	3:I:123:MET:HG3	1.81	0.45
3:I:366:PHE:HE2	3:I:399:LEU:HD11	1.81	0.45
3:I:371:GLU:O	3:I:374:LYS:HB3	2.16	0.45
3:J:294:PRO:O	3:J:295:GLN:C	2.54	0.45
3:M:206:GLN:OE1	3:M:207:PRO:HD2	2.17	0.45
3:N:68:TRP:O	3:N:71:PHE:HB2	2.16	0.45
3:N:135:GLY:HA3	3:N:138:THR:CG2	2.46	0.45
3:N:173:LEU:O	3:N:174:TRP:C	2.54	0.45
3:N:357:VAL:CG1	3:N:358:GLU:N	2.80	0.45
1:K:159:A:C2	1:K:161:G:C8	3.05	0.45
1:K:188:U:H2'	1:K:189:A:C8	2.46	0.45
1:O:103(A):A:C2	1:O:103(B):A:C4	3.05	0.45
2:P:1:G:OP1	2:P:1:G:C8	2.67	0.45
3:A:60:LYS:HE3	3:A:92:ARG:HH12	1.81	0.45
3:A:94:ARG:HH22	3:A:304:THR:CG2	2.27	0.45
3:B:198:ASN:OD1	3:B:200:ASN:ND2	2.48	0.45
3:E:221:ILE:HD11	3:F:234:MET:CE	2.46	0.45
3:F:41:TYR:O	3:F:44:LYS:HB2	2.16	0.45
3:I:61:LYS:HZ3	3:I:63:LYS:CD	2.29	0.45
3:I:174:TRP:CD1	3:I:196:ILE:HD11	2.51	0.45
3:J:220:ARG:HH11	3:J:220:ARG:HG3	1.81	0.45
3:J:299:TYR:N	3:J:299:TYR:CD1	2.84	0.45
3:J:400:VAL:O	3:J:400:VAL:CG1	2.64	0.45
3:M:55:ARG:NH1	3:M:55:ARG:HG2	2.30	0.45
3:M:60:LYS:HB2	3:M:92:ARG:NH1	2.31	0.45
3:M:285:LYS:HA	3:M:288:ARG:HD3	1.98	0.45
3:M:354:ASP:O	3:M:357:VAL:HG12	2.16	0.45
1:C:108:A:H2'	1:C:109:G:C8	2.52	0.45
1:G:121:C:H5	1:G:195:A:H1'	1.82	0.45
1:G:216:A:H4'	1:G:217:A:OP2	2.16	0.45
1:K:24:A:H1'	1:K:172:U:C5'	2.47	0.45

*Continued on next page...*

*Continued from previous page...*

Atom-1	Atom-2	Interatomic distance (Å)	Clash overlap (Å)
1:K:40:U:H2'	1:K:41:C:H6	1.81	0.45
1:K:115:G:H2'	1:K:116:U:H6	1.80	0.45
1:O:159:A:C2	1:O:161:G:C8	3.05	0.45
3:A:58:ALA:CA	3:A:63:LYS:HB2	2.45	0.45
3:A:66:ASN:O	3:A:69:ASP:N	2.49	0.45
3:E:71:PHE:HZ	3:E:123:MET:HG3	1.81	0.45
3:E:390:HIS:CB	3:E:414:ARG:NH2	2.80	0.45
3:I:40:LYS:HG2	3:I:41:TYR:N	2.32	0.45
3:I:206:GLN:OE1	3:I:207:PRO:HD2	2.16	0.45
3:I:238:ASP:CG	3:I:239:GLY:N	2.68	0.45
3:I:320:SER:HB2	3:I:356:GLU:CD	2.36	0.45
1:C:126:A:C1'	1:C:158:A:N1	2.63	0.45
1:C:183:U:H2'	1:C:184:G:H5'	1.97	0.45
1:G:103:G:N2	1:G:104:A:OP2	2.50	0.45
1:K:131:G:N2	1:K:134:A:OP2	2.43	0.45
1:K:188:U:P	1:K:188:U:H3'	2.56	0.45
1:O:96:C:H2'	1:O:97:U:C6	2.51	0.45
3:B:73:GLU:C	3:B:75:GLY:H	2.20	0.45
3:B:158:ASP:O	3:B:160:THR:N	2.49	0.45
3:B:267:GLN:HG3	3:B:268:ILE:N	2.32	0.45
3:B:294:PRO:O	3:B:297:ARG:HB2	2.16	0.45
3:B:380:ILE:C	3:B:380:ILE:HD12	2.37	0.45
3:E:60:LYS:HE3	3:E:92:ARG:HH12	1.82	0.45
3:F:357:VAL:HG21	3:F:388:ALA:HB3	1.98	0.45
3:I:70:LEU:HD23	3:I:70:LEU:O	2.16	0.45
3:I:392:LEU:C	3:I:392:LEU:CD2	2.85	0.45
3:J:188:ALA:CA	3:J:192:ARG:HH11	2.20	0.45
3:M:58:ALA:HA	3:M:63:LYS:HB2	1.98	0.45
3:M:265:GLN:HE22	3:M:307:ASP:HA	1.81	0.45
3:N:297:ARG:CA	3:N:300:VAL:HG22	2.47	0.45
1:C:177:G:O2'	1:C:178:G:H5'	2.17	0.45
1:G:40:U:H2'	1:G:41:C:H6	1.81	0.45
1:K:139:G:H8	1:K:139:G:O5'	2.00	0.45
3:B:253:TRP:O	3:B:256:PHE:HB3	2.16	0.45
3:B:397:VAL:O	3:B:401:HIS:HB2	2.16	0.45
3:E:94:ARG:NH2	3:E:304:THR:CG2	2.79	0.45
3:E:240:VAL:CG1	3:F:221:ILE:HG12	2.47	0.45
3:E:356:GLU:HB2	3:E:360:LEU:HD12	1.99	0.45
3:E:377:GLU:O	3:E:377:GLU:HG2	2.17	0.45
3:F:193:LYS:HB2	3:F:193:LYS:NZ	2.31	0.45
3:F:355:GLN:NE2	3:F:355:GLN:C	2.70	0.45

*Continued on next page...*

*Continued from previous page...*

Atom-1	Atom-2	Interatomic distance (Å)	Clash overlap (Å)
3:F:378:GLU:OE1	3:F:378:GLU:HA	2.16	0.45
3:J:53:GLN:HA	3:J:53:GLN:NE2	2.32	0.45
3:J:253:TRP:O	3:J:254:ASP:C	2.53	0.45
3:M:40:LYS:HG2	3:M:41:TYR:N	2.32	0.45
3:M:63:LYS:HB3	3:M:63:LYS:HZ3	1.81	0.45
3:N:109:LEU:HG	3:N:169:GLN:NE2	2.30	0.45
1:C:207:A:O2'	1:C:208:A:H5'	2.17	0.45
1:K:229:A:N3	1:K:230:C:C5	2.84	0.45
1:O:192:C:O2	1:O:192:C:H2'	2.16	0.45
3:A:247:TYR:HA	3:A:250:MET:HE3	1.97	0.45
3:A:281:LEU:O	3:A:282:GLU:C	2.55	0.45
3:A:345:PHE:O	3:A:346:TYR:C	2.55	0.45
3:A:382:ASP:CG	3:A:385:LYS:HG2	2.36	0.45
3:A:404:GLN:H	3:A:404:GLN:CD	2.20	0.45
3:B:167:HIS:O	3:B:168:TYR:C	2.55	0.45
3:B:234:MET:HG2	3:B:240:VAL:CG1	2.41	0.45
3:E:109:LEU:HD12	3:E:109:LEU:N	2.32	0.45
3:E:220:ARG:C	3:E:222:GLY:N	2.70	0.45
3:E:230:VAL:O	3:E:233:LYS:N	2.49	0.45
3:E:239:GLY:HA3	3:F:220:ARG:HE	1.82	0.45
3:F:53:GLN:NE2	3:F:53:GLN:HA	2.31	0.45
3:F:68:TRP:O	3:F:71:PHE:HB2	2.17	0.45
3:F:173:LEU:O	3:F:174:TRP:C	2.54	0.45
3:F:331:ASN:HD21	3:F:334:TRP:HZ2	1.65	0.45
3:I:60:LYS:HB2	3:I:92:ARG:NH1	2.32	0.45
3:I:345:PHE:O	3:I:346:TYR:C	2.55	0.45
3:I:404:GLN:H	3:I:404:GLN:CD	2.19	0.45
3:M:72:GLU:OE1	3:M:72:GLU:HA	2.16	0.45
3:M:247:TYR:HA	3:M:250:MET:HE3	1.97	0.45
3:M:345:PHE:O	3:M:347:GLY:N	2.49	0.45
3:M:357:VAL:CB	3:M:389:GLN:HE21	2.29	0.45
3:M:357:VAL:CG2	3:M:389:GLN:HE21	2.30	0.45
3:N:353:SER:HB3	3:N:355:GLN:HG3	1.99	0.45
1:G:105:C:H2'	1:G:106:G:O5'	2.16	0.45
1:G:108:A:H2'	1:G:109:G:C8	2.51	0.45
1:G:191:U:C5	1:G:192:C:C5	3.04	0.45
1:G:207:A:O2'	1:G:208:A:H5'	2.17	0.45
2:H:2:C:O2'	2:H:3:U:H5'	2.16	0.45
1:K:139:G:H2'	1:K:140:U:OP2	2.17	0.45
1:K:183:U:H3'	1:K:184:G:C8	2.52	0.45
1:O:103:G:N2	1:O:104:A:OP2	2.50	0.45

*Continued on next page...*

*Continued from previous page...*

Atom-1	Atom-2	Interatomic distance (Å)	Clash overlap (Å)
1:O:160:U:H1'	1:O:184:G:C5	2.52	0.45
3:B:347:GLY:C	3:B:349:PHE:N	2.70	0.45
3:E:416:MET:HA	3:E:416:MET:CE	2.47	0.45
3:F:167:HIS:O	3:F:168:TYR:C	2.55	0.45
3:I:342:VAL:HG23	3:I:343:PHE:N	2.32	0.45
3:N:220:ARG:HG3	3:N:220:ARG:HH11	1.82	0.45
3:N:228:ASP:O	3:N:230:VAL:N	2.49	0.45
1:C:118:C:O2'	1:C:119:A:P	2.75	0.45
1:C:200:A:O4'	1:C:243:A:C6	2.69	0.45
1:K:96:C:H2'	1:K:97:U:C6	2.52	0.45
1:O:115:G:H2'	1:O:116:U:H6	1.80	0.45
1:O:119:A:O2'	1:O:120:A:P	2.75	0.45
1:O:152:A:H2'	1:O:153:C:O4'	2.17	0.45
3:A:238:ASP:CG	3:A:239:GLY:N	2.69	0.45
3:B:353:SER:HB3	3:B:355:GLN:HG3	1.99	0.45
3:B:369:ILE:HD13	3:B:369:ILE:N	2.31	0.45
3:E:74:ARG:HB3	3:E:362:LYS:O	2.16	0.45
3:E:247:TYR:O	3:E:248:PRO:C	2.52	0.45
3:E:316:LEU:HD11	3:E:324:LYS:HD3	1.98	0.45
3:F:228:ASP:O	3:F:230:VAL:N	2.49	0.45
3:F:234:MET:HG2	3:F:240:VAL:CG1	2.41	0.45
3:F:253:TRP:O	3:F:256:PHE:HB3	2.17	0.45
3:J:158:ASP:O	3:J:160:THR:N	2.50	0.45
3:J:253:TRP:O	3:J:256:PHE:HB3	2.17	0.45
3:J:340:THR:O	3:J:340:THR:HG22	2.16	0.45
3:J:347:GLY:C	3:J:349:PHE:N	2.70	0.45
3:M:85:GLU:O	3:M:88:ALA:HB3	2.16	0.45
3:N:276:ASN:N	3:N:276:ASN:HD22	2.15	0.45
1:G:229:A:N3	1:G:230:C:C5	2.85	0.45
2:P:2:C:O2'	2:P:3:U:H5'	2.16	0.45
3:A:195:GLY:C	3:A:196:ILE:HD12	2.37	0.45
3:A:397:VAL:HG12	3:A:406:ALA:CB	2.46	0.45
3:B:135:GLY:HA3	3:B:138:THR:CG2	2.47	0.45
3:E:115:LEU:HD13	3:E:364:PHE:CZ	2.52	0.45
3:E:221:ILE:HG23	3:F:240:VAL:O	2.16	0.45
3:F:369:ILE:HG12	3:F:370:SER:N	2.31	0.45
3:I:104:PRO:CA	3:I:166:ILE:HD13	2.47	0.45
3:I:109:LEU:N	3:I:109:LEU:HD12	2.32	0.45
3:J:173:LEU:O	3:J:174:TRP:C	2.56	0.45
3:M:203:TRP:CH2	3:M:250:MET:HG2	2.51	0.45
3:M:382:ASP:CG	3:M:385:LYS:HG2	2.37	0.45

*Continued on next page...*

*Continued from previous page...*

Atom-1	Atom-2	Interatomic distance (Å)	Clash overlap (Å)
3:N:131:PHE:CE2	3:N:262:GLN:HG3	2.52	0.45
1:C:51:A:H4'	3:B:261:GLN:OE1	2.16	0.45
1:G:24:A:H1'	1:G:172:U:C5'	2.47	0.45
1:G:110:A:H2'	1:G:111:G:O4'	2.17	0.45
1:K:14:U:H4'	1:K:37:A:C2	2.51	0.45
1:O:183:U:H2'	1:O:184:G:H5'	1.98	0.45
1:O:216:A:H4'	1:O:217:A:OP2	2.16	0.45
3:A:102:ILE:HD11	3:A:170:LEU:HD21	1.99	0.45
3:A:357:VAL:CB	3:A:389:GLN:HE21	2.29	0.45
3:B:109:LEU:HG	3:B:169:GLN:NE2	2.31	0.45
3:E:57:GLU:O	3:E:60:LYS:N	2.50	0.45
3:E:195:GLY:C	3:E:196:ILE:HD12	2.37	0.45
3:E:240:VAL:HG13	3:F:221:ILE:HG23	1.97	0.45
3:I:356:GLU:HB2	3:I:360:LEU:HD12	1.99	0.45
3:I:390:HIS:CB	3:I:414:ARG:NH2	2.80	0.45
3:J:357:VAL:CG1	3:J:358:GLU:N	2.80	0.45
3:M:354:ASP:OD2	3:M:354:ASP:N	2.49	0.45
3:M:356:GLU:HB2	3:M:360:LEU:HD12	1.99	0.45
3:N:163:MET:O	3:N:164:THR:C	2.54	0.45
3:N:234:MET:HG2	3:N:240:VAL:CG1	2.41	0.45
3:N:347:GLY:C	3:N:349:PHE:N	2.70	0.45
3:N:355:GLN:NE2	3:N:355:GLN:C	2.70	0.45
1:C:64:A:C2'	1:C:65:C:H5'	2.47	0.44
1:C:200:A:H5'	1:C:243:A:C2	2.52	0.44
1:G:148:A:N6	1:G:232:A:C5'	2.74	0.44
1:G:205:G:H8	1:G:205:G:O5'	2.00	0.44
1:G:227:U:H2'	1:G:228:A:H3'	1.98	0.44
1:K:207:A:O2'	1:K:208:A:H5'	2.17	0.44
3:A:371:GLU:OE2	3:A:374:LYS:HB3	2.18	0.44
3:E:55:ARG:NH1	3:E:55:ARG:HG2	2.33	0.44
3:E:57:GLU:O	3:E:58:ALA:C	2.55	0.44
3:F:131:PHE:CE2	3:F:262:GLN:HG3	2.52	0.44
3:I:57:GLU:O	3:I:58:ALA:C	2.55	0.44
3:I:221:ILE:HG12	3:J:240:VAL:HG13	1.98	0.44
3:J:134:ILE:HG22	3:J:136:GLY:H	1.82	0.44
3:J:298:LYS:HB3	3:J:299:TYR:CE1	2.53	0.44
3:M:58:ALA:CA	3:M:63:LYS:HB2	2.46	0.44
3:M:59:ILE:HD12	3:M:92:ARG:HG3	2.00	0.44
3:M:61:LYS:NZ	3:M:63:LYS:HG3	2.33	0.44
3:M:174:TRP:CD1	3:M:196:ILE:HD11	2.51	0.44
1:C:239:C:C2	1:C:240:C:C5	3.05	0.44

*Continued on next page...*

*Continued from previous page...*

Atom-1	Atom-2	Interatomic distance (Å)	Clash overlap (Å)
2:D:2:C:O2'	2:D:3:U:H5'	2.17	0.44
1:K:63:A:C2	1:K:64:A:H1'	2.53	0.44
1:K:83:A:C2'	1:K:84:U:H5'	2.45	0.44
1:K:161:G:N3	1:K:162:G:C8	2.86	0.44
1:K:172:U:H1'	1:K:177:G:H1	1.82	0.44
1:K:177:G:O2'	1:K:178:G:H5'	2.18	0.44
1:O:14:U:O2	1:O:34:G:C2	2.70	0.44
1:O:34:G:H21	1:O:36:A:N6	2.15	0.44
1:O:228:A:C5	1:O:229:A:N7	2.85	0.44
3:A:63:LYS:HB3	3:A:63:LYS:HZ3	1.82	0.44
3:E:354:ASP:OD2	3:E:354:ASP:N	2.47	0.44
3:F:117:LEU:O	3:F:120:LEU:HB3	2.16	0.44
3:J:397:VAL:O	3:J:401:HIS:N	2.50	0.44
3:M:111:VAL:CA	3:M:114:LEU:HD12	2.45	0.44
3:N:53:GLN:NE2	3:N:53:GLN:HA	2.32	0.44
3:N:73:GLU:C	3:N:75:GLY:H	2.21	0.44
3:N:167:HIS:O	3:N:168:TYR:C	2.55	0.44
1:G:132:A:C2	1:G:133:U:C2	3.06	0.44
1:G:227:U:H1'	1:G:229:A:H2	1.82	0.44
2:H:1:G:OP1	2:H:1:G:C8	2.69	0.44
2:L:2:C:O2'	2:L:3:U:H5'	2.18	0.44
1:O:139:G:H8	1:O:139:G:O5'	2.01	0.44
1:O:218:G:C4	1:O:241:G:N2	2.86	0.44
3:A:71:PHE:HZ	3:A:123:MET:HG3	1.82	0.44
3:A:197:VAL:CG1	3:A:198:ASN:H	2.28	0.44
3:A:220:ARG:C	3:A:222:GLY:H	2.21	0.44
3:B:121:PHE:CZ	3:B:173:LEU:HD21	2.53	0.44
3:B:382:ASP:OD1	3:B:385:LYS:HB2	2.16	0.44
3:E:220:ARG:HA	3:F:241:SER:HA	1.99	0.44
3:F:353:SER:HB2	3:F:356:GLU:CB	2.44	0.44
3:M:195:GLY:C	3:M:196:ILE:HD12	2.38	0.44
3:N:228:ASP:HA	3:N:231:LYS:HD3	1.98	0.44
3:N:294:PRO:O	3:N:295:GLN:C	2.55	0.44
1:C:139:G:H8	1:C:139:G:O5'	2.01	0.44
1:K:15:U:H5'	1:K:35:A:N1	2.32	0.44
1:K:34:G:H21	1:K:36:A:N6	2.14	0.44
3:A:72:GLU:OE1	3:A:72:GLU:HA	2.17	0.44
3:A:73:GLU:CG	3:A:369:ILE:HG13	2.47	0.44
3:A:377:GLU:HG2	3:A:377:GLU:O	2.18	0.44
3:B:276:ASN:N	3:B:276:ASN:HD22	2.15	0.44
3:B:331:ASN:HD21	3:B:334:TRP:HZ2	1.65	0.44

*Continued on next page...*

*Continued from previous page...*

Atom-1	Atom-2	Interatomic distance (Å)	Clash overlap (Å)
3:E:60:LYS:HB2	3:E:92:ARG:NH1	2.33	0.44
3:E:72:GLU:OE1	3:E:72:GLU:HA	2.17	0.44
3:E:333:ILE:O	3:E:334:TRP:O	2.34	0.44
3:F:73:GLU:C	3:F:75:GLY:H	2.18	0.44
3:I:61:LYS:NZ	3:I:63:LYS:HG3	2.30	0.44
3:I:333:ILE:O	3:I:334:TRP:O	2.35	0.44
3:J:294:PRO:O	3:J:297:ARG:HB2	2.17	0.44
3:J:319:ASP:HB2	3:J:352:ARG:NH1	2.32	0.44
3:M:281:LEU:O	3:M:282:GLU:C	2.56	0.44
3:M:371:GLU:O	3:M:374:LYS:HB3	2.18	0.44
3:M:390:HIS:CB	3:M:414:ARG:NH2	2.81	0.44
3:M:405:GLU:O	3:M:407:SER:N	2.50	0.44
3:N:340:THR:O	3:N:340:THR:HG22	2.16	0.44
1:C:14:U:O2	1:C:34:G:C2	2.70	0.44
1:C:103(A):A:C2	1:C:103(B):A:C4	3.06	0.44
1:C:115:G:H2'	1:C:116:U:H6	1.81	0.44
1:G:159:A:C2	1:G:161:G:C8	3.05	0.44
1:G:218:G:C4	1:G:241:G:N2	2.86	0.44
1:K:239:C:C2	1:K:240:C:C5	3.05	0.44
3:A:405:GLU:O	3:A:407:SER:N	2.49	0.44
3:B:135:GLY:O	3:B:138:THR:HG23	2.17	0.44
3:B:297:ARG:CA	3:B:300:VAL:HG22	2.48	0.44
3:B:299:TYR:N	3:B:299:TYR:CD1	2.85	0.44
3:B:369:ILE:HG12	3:B:370:SER:N	2.31	0.44
3:E:174:TRP:CD1	3:E:196:ILE:HD11	2.53	0.44
3:E:206:GLN:OE1	3:E:207:PRO:HD2	2.17	0.44
3:E:382:ASP:CG	3:E:385:LYS:HG2	2.38	0.44
3:F:210:GLU:O	3:F:211:VAL:C	2.54	0.44
3:I:233:LYS:HG3	3:I:239:GLY:O	2.18	0.44
3:I:261:GLN:O	3:I:262:GLN:HG2	2.18	0.44
3:J:110:HIS:O	3:J:112:GLY:N	2.50	0.44
3:J:228:ASP:O	3:J:229:THR:C	2.56	0.44
3:M:392:LEU:C	3:M:392:LEU:CD2	2.83	0.44
3:N:232:ASN:C	3:N:234:MET:N	2.69	0.44
1:C:229:A:N3	1:C:230:C:C5	2.85	0.44
1:G:183:U:H2'	1:G:184:G:H5'	1.99	0.44
1:K:77:U:O2'	1:K:78:A:H5'	2.17	0.44
1:K:227:U:H2'	1:K:228:A:H3'	2.00	0.44
1:O:24:A:H1'	1:O:172:U:C5'	2.47	0.44
1:O:64:A:C2'	1:O:65:C:H5'	2.47	0.44
1:O:139:G:H2'	1:O:140:U:OP2	2.18	0.44

*Continued on next page...*



*Continued from previous page...*

Atom-1	Atom-2	Interatomic distance (Å)	Clash overlap (Å)
3:A:40:LYS:HG2	3:A:41:TYR:N	2.33	0.44
3:A:354:ASP:O	3:A:357:VAL:HG12	2.17	0.44
3:A:392:LEU:C	3:A:392:LEU:CD2	2.84	0.44
3:E:203:TRP:CH2	3:E:250:MET:HG2	2.53	0.44
3:E:342:VAL:HG23	3:E:343:PHE:N	2.32	0.44
3:F:158:ASP:O	3:F:160:THR:N	2.51	0.44
3:F:163:MET:O	3:F:164:THR:C	2.54	0.44
3:F:299:TYR:N	3:F:299:TYR:CD1	2.85	0.44
3:F:324:LYS:C	3:F:326:GLY:H	2.20	0.44
3:I:125:LEU:C	3:I:192:ARG:HH22	2.20	0.44
3:I:412:GLN:O	3:I:415:MET:HB3	2.18	0.44
3:M:118:MET:O	3:M:121:PHE:HB2	2.18	0.44
3:M:240:VAL:HG13	3:N:221:ILE:HG12	1.99	0.44
3:N:243:ALA:O	3:N:246:THR:N	2.43	0.44
3:N:253:TRP:O	3:N:256:PHE:HB3	2.17	0.44
3:N:331:ASN:HD21	3:N:334:TRP:HZ2	1.65	0.44
1:C:76:G:H2'	1:C:77:U:O4'	2.18	0.44
1:C:139:G:HO2'	1:C:140:U:H6	1.59	0.44
1:G:83:A:C2'	1:G:84:U:H5'	2.44	0.44
1:K:51:A:H4'	3:J:261:GLN:OE1	2.18	0.44
1:K:121:C:H5	1:K:195:A:H1'	1.82	0.44
1:K:218:G:C4	1:K:241:G:N2	2.85	0.44
3:B:159:ALA:HA	3:B:162:ASN:ND2	2.23	0.44
3:B:228:ASP:O	3:B:230:VAL:N	2.50	0.44
3:F:135:GLY:HA3	3:F:138:THR:CG2	2.48	0.44
3:I:57:GLU:O	3:I:60:LYS:N	2.50	0.44
3:I:94:ARG:NH2	3:I:304:THR:CG2	2.81	0.44
3:I:203:TRP:CH2	3:I:250:MET:HG2	2.52	0.44
3:J:68:TRP:O	3:J:71:PHE:HB2	2.18	0.44
3:J:84:LYS:H	3:J:84:LYS:HG2	1.33	0.44
3:N:87:ILE:HG12	3:N:310:VAL:HG21	2.00	0.44
3:N:121:PHE:CZ	3:N:173:LEU:HD21	2.53	0.44
3:N:141:ILE:HD12	3:N:243:ALA:HB1	2.00	0.44
3:N:159:ALA:HA	3:N:162:ASN:ND2	2.23	0.44
1:C:24:A:H1'	1:C:172:U:C5'	2.48	0.44
1:C:216:A:H4'	1:C:217:A:OP2	2.17	0.44
1:C:225:A:C5'	1:C:226:G:OP2	2.65	0.44
2:D:1:G:OP1	2:D:1:G:C8	2.69	0.44
1:G:121:C:H2'	1:G:122:G:O4'	2.18	0.44
1:K:64:A:C2'	1:K:65:C:H5'	2.48	0.44
3:A:206:GLN:OE1	3:A:207:PRO:HD2	2.18	0.44

*Continued on next page...*



*Continued from previous page...*

Atom-1	Atom-2	Interatomic distance (Å)	Clash overlap (Å)
3:A:371:GLU:O	3:A:374:LYS:HB3	2.18	0.44
3:B:357:VAL:CG1	3:B:358:GLU:N	2.81	0.44
3:E:85:GLU:CD	3:E:85:GLU:H	2.20	0.44
3:E:197:VAL:CG1	3:E:198:ASN:N	2.79	0.44
3:F:59:ILE:CD1	3:F:66:ASN:HA	2.48	0.44
3:F:220:ARG:HG3	3:F:220:ARG:HH11	1.83	0.44
3:F:232:ASN:C	3:F:234:MET:N	2.69	0.44
3:F:336:ASP:HB3	3:F:339:GLN:HB3	2.00	0.44
3:F:357:VAL:CG1	3:F:358:GLU:N	2.79	0.44
3:F:369:ILE:CG1	3:F:370:SER:N	2.81	0.44
3:I:115:LEU:HD13	3:I:364:PHE:CZ	2.52	0.44
3:I:350:VAL:O	3:I:386:ARG:NH2	2.50	0.44
3:J:210:GLU:O	3:J:211:VAL:C	2.55	0.44
3:M:221:ILE:HD11	3:N:234:MET:HE3	1.99	0.44
3:M:383:PRO:O	3:M:386:ARG:HG2	2.18	0.44
1:C:139:G:H2'	1:C:140:U:OP2	2.18	0.44
1:C:162:G:H2'	1:C:163:G:H8	1.83	0.44
1:K:110:A:H2'	1:K:111:G:O4'	2.18	0.44
1:K:204:G:H1	1:K:209:C:N4	2.15	0.44
1:K:228:A:C5	1:K:229:A:N7	2.86	0.44
1:O:126:A:C1'	1:O:158:A:N1	2.64	0.44
3:A:335:LEU:HD22	3:A:400:VAL:CG1	2.37	0.44
3:B:75:GLY:O	3:B:363:LEU:HD21	2.18	0.44
3:B:131:PHE:CE2	3:B:262:GLN:HG3	2.53	0.44
3:E:40:LYS:HG2	3:E:41:TYR:N	2.33	0.44
3:E:85:GLU:O	3:E:88:ALA:HB3	2.17	0.44
3:E:261:GLN:O	3:E:262:GLN:HG2	2.18	0.44
3:E:345:PHE:O	3:E:346:TYR:C	2.54	0.44
3:I:247:TYR:O	3:I:248:PRO:C	2.53	0.44
3:I:331:ASN:HB3	3:I:332:ALA:H	1.61	0.44
3:J:167:HIS:O	3:J:168:TYR:C	2.56	0.44
1:C:119:A:O2'	1:C:120:A:P	2.76	0.43
1:C:160:U:C4	1:C:188:U:H1'	2.53	0.43
1:C:218:G:C4	1:C:241:G:N2	2.86	0.43
1:G:54:G:N1	1:G:85:C:C5	2.86	0.43
1:G:237:A:H2'	1:G:238:U:O4'	2.18	0.43
1:O:228:A:C4	1:O:229:A:N7	2.86	0.43
3:A:203:TRP:CH2	3:A:250:MET:HG2	2.52	0.43
3:A:357:VAL:CG2	3:A:389:GLN:HE21	2.31	0.43
3:B:243:ALA:O	3:B:246:THR:N	2.43	0.43
3:E:104:PRO:CA	3:E:166:ILE:HD13	2.47	0.43

*Continued on next page...*

*Continued from previous page...*

Atom-1	Atom-2	Interatomic distance (Å)	Clash overlap (Å)
3:E:357:VAL:CG2	3:E:389:GLN:HE21	2.31	0.43
3:E:404:GLN:H	3:E:404:GLN:CD	2.20	0.43
3:F:272:ASP:C	3:F:274:TYR:N	2.71	0.43
3:F:298:LYS:HB3	3:F:299:TYR:CE1	2.53	0.43
3:I:85:GLU:CD	3:I:85:GLU:H	2.20	0.43
3:J:340:THR:O	3:J:341:SER:C	2.57	0.43
3:M:57:GLU:O	3:M:60:LYS:N	2.50	0.43
3:M:335:LEU:HD22	3:M:400:VAL:CG1	2.37	0.43
3:N:135:GLY:O	3:N:138:THR:HG23	2.18	0.43
3:N:299:TYR:N	3:N:299:TYR:CD1	2.85	0.43
1:G:77:U:O2'	1:G:78:A:H5'	2.18	0.43
1:K:205:G:H8	1:K:205:G:O5'	2.00	0.43
1:O:25:A:H2	1:O:178:G:H21	1.65	0.43
1:O:200:A:O4'	1:O:243:A:C6	2.71	0.43
3:A:59:ILE:HD12	3:A:92:ARG:HG3	2.01	0.43
3:A:85:GLU:CD	3:A:85:GLU:H	2.19	0.43
3:A:118:MET:O	3:A:121:PHE:HB2	2.18	0.43
3:B:340:THR:O	3:B:340:THR:HG22	2.17	0.43
3:E:248:PRO:O	3:E:251:GLN:N	2.51	0.43
3:F:200:ASN:OD1	3:F:201:HIS:N	2.51	0.43
3:F:294:PRO:O	3:F:297:ARG:HB2	2.18	0.43
3:M:63:LYS:HB3	3:M:63:LYS:HZ2	1.83	0.43
3:M:102:ILE:HD11	3:M:170:LEU:HD21	2.01	0.43
3:M:377:GLU:O	3:M:377:GLU:HG2	2.18	0.43
1:C:25:A:H2	1:C:178:G:H21	1.65	0.43
1:C:121:C:H5	1:C:195:A:H1'	1.82	0.43
1:C:228:A:C5	1:C:229:A:N7	2.86	0.43
1:G:103(A):A:C2	1:G:103(B):A:C4	3.07	0.43
1:G:161:G:N3	1:G:162:G:C8	2.86	0.43
1:G:207:A:N6	1:G:208:A:N1	2.66	0.43
1:O:13:C:O2	2:P:1:G:C2	2.71	0.43
1:O:77:U:H2'	1:O:78:A:C8	2.52	0.43
1:O:200:A:H5'	1:O:243:A:C2	2.53	0.43
1:O:206:A:N1	1:O:207:A:C2	2.87	0.43
3:A:57:GLU:O	3:A:60:LYS:N	2.50	0.43
3:A:301:THR:HA	3:A:302:PRO:HD3	1.90	0.43
3:B:272:ASP:C	3:B:274:TYR:N	2.71	0.43
3:E:325:PHE:HD2	3:E:348:TYR:HH	1.61	0.43
3:I:59:ILE:HD12	3:I:92:ARG:HG3	2.00	0.43
3:I:83:THR:O	3:I:84:LYS:C	2.56	0.43
3:I:168:TYR:HD2	3:I:168:TYR:O	2.02	0.43

*Continued on next page...*

*Continued from previous page...*

Atom-1	Atom-2	Interatomic distance (Å)	Clash overlap (Å)
3:I:270:GLY:N	3:I:273:GLN:HG3	2.32	0.43
3:I:291:GLU:C	3:I:293:ASP:H	2.22	0.43
3:J:369:ILE:HG12	3:J:370:SER:N	2.33	0.43
3:M:55:ARG:HG2	3:M:55:ARG:HH11	1.82	0.43
3:M:366:PHE:HE2	3:M:399:LEU:HD11	1.84	0.43
3:N:318:THR:HA	3:N:325:PHE:N	2.33	0.43
1:C:40:U:O2'	1:C:41:C:H5'	2.17	0.43
1:C:46:A:H2'	1:C:47:A:O4'	2.19	0.43
1:C:205:G:H8	1:C:205:G:O5'	2.01	0.43
1:C:227:U:H2'	1:C:228:A:H3'	2.00	0.43
1:C:237:A:H2'	1:C:238:U:O4'	2.18	0.43
1:G:160:U:H1'	1:G:184:G:C5	2.54	0.43
1:K:144:G:H8	1:K:144:G:O5'	2.01	0.43
1:O:46:A:H2'	1:O:47:A:O4'	2.19	0.43
3:A:55:ARG:HG2	3:A:55:ARG:NH1	2.32	0.43
3:A:60:LYS:HB2	3:A:92:ARG:NH1	2.33	0.43
3:A:85:GLU:O	3:A:88:ALA:HB3	2.18	0.43
3:B:318:THR:HA	3:B:325:PHE:N	2.33	0.43
3:F:228:ASP:HA	3:F:231:LYS:HD3	2.00	0.43
3:F:293:ASP:OD2	3:F:294:PRO:HD2	2.19	0.43
3:F:361:LEU:HD21	3:F:392:LEU:HB2	2.00	0.43
3:I:220:ARG:C	3:I:222:GLY:N	2.72	0.43
3:M:197:VAL:CG1	3:M:198:ASN:H	2.29	0.43
3:N:137:SER:OG	3:N:200:ASN:HB3	2.19	0.43
3:N:158:ASP:O	3:N:160:THR:N	2.51	0.43
1:C:110:A:H2'	1:C:111:G:O4'	2.18	0.43
1:C:172:U:H1'	1:C:177:G:H1	1.82	0.43
1:G:109:G:OP1	3:F:182:ARG:NH1	2.51	0.43
1:G:126:A:C5'	1:G:127:U:OP1	2.55	0.43
1:O:121:C:H2'	1:O:122:G:O4'	2.19	0.43
3:E:61:LYS:NZ	3:E:63:LYS:HG3	2.30	0.43
3:E:281:LEU:O	3:E:284:VAL:N	2.51	0.43
3:F:340:THR:O	3:F:341:SER:C	2.56	0.43
3:I:102:ILE:O	3:I:104:PRO:HD3	2.18	0.43
3:I:221:ILE:HG23	3:J:240:VAL:O	2.18	0.43
3:I:230:VAL:O	3:I:233:LYS:N	2.49	0.43
3:I:281:LEU:O	3:I:282:GLU:C	2.56	0.43
3:M:85:GLU:H	3:M:85:GLU:CD	2.20	0.43
3:M:220:ARG:C	3:M:222:GLY:H	2.22	0.43
3:M:342:VAL:HG23	3:M:343:PHE:N	2.32	0.43
3:M:414:ARG:HG3	3:M:414:ARG:NH1	2.33	0.43

*Continued on next page...*

*Continued from previous page...*

Atom-1	Atom-2	Interatomic distance (Å)	Clash overlap (Å)
3:N:200:ASN:OD1	3:N:201:HIS:N	2.51	0.43
3:N:253:TRP:O	3:N:254:ASP:C	2.56	0.43
1:C:131:G:HO2'	1:C:133:U:H5	1.66	0.43
1:C:152:A:H2'	1:C:153:C:O4'	2.18	0.43
1:C:161:G:N3	1:C:162:G:C8	2.86	0.43
1:C:239:C:H2'	1:C:240:C:C6	2.53	0.43
1:G:34:G:H21	1:G:36:A:N6	2.16	0.43
1:G:118:C:O2'	1:G:119:A:P	2.76	0.43
1:G:119:A:O2'	1:G:120:A:P	2.77	0.43
1:G:128:U:H2'	1:G:129:C:C6	2.54	0.43
1:G:128:U:C4	1:G:138:A:C2	3.07	0.43
1:G:228:A:C5	1:G:229:A:N7	2.87	0.43
1:O:121:C:H5	1:O:195:A:H1'	1.82	0.43
1:O:160:U:C4	1:O:188:U:H1'	2.54	0.43
1:O:237:A:H2'	1:O:238:U:O4'	2.18	0.43
3:A:94:ARG:NH2	3:A:304:THR:HG23	2.27	0.43
3:A:239:GLY:HA3	3:B:220:ARG:HE	1.84	0.43
3:A:240:VAL:HG13	3:B:221:ILE:HG12	2.00	0.43
3:B:141:ILE:HD12	3:B:243:ALA:HB1	2.01	0.43
3:B:200:ASN:OD1	3:B:201:HIS:N	2.51	0.43
3:E:102:ILE:HD11	3:E:170:LEU:HD21	2.01	0.43
3:E:233:LYS:HG3	3:E:239:GLY:O	2.18	0.43
3:F:357:VAL:CG2	3:F:388:ALA:HB1	2.47	0.43
3:I:74:ARG:HB3	3:I:362:LYS:O	2.19	0.43
3:I:345:PHE:C	3:I:347:GLY:N	2.72	0.43
3:I:414:ARG:HG3	3:I:414:ARG:NH1	2.33	0.43
3:J:59:ILE:HD13	3:J:66:ASN:CB	2.49	0.43
3:J:131:PHE:CE2	3:J:262:GLN:HG3	2.54	0.43
3:J:228:ASP:HA	3:J:231:LYS:HD3	2.01	0.43
3:J:234:MET:HG2	3:J:240:VAL:CG1	2.41	0.43
3:M:65:GLN:HG2	3:M:66:ASN:N	2.33	0.43
1:C:206:A:N1	1:C:207:A:C2	2.87	0.43
1:G:64:A:C2'	1:G:65:C:H5'	2.49	0.43
1:K:206:A:N1	1:K:207:A:C2	2.86	0.43
1:K:237:A:H2'	1:K:238:U:O4'	2.19	0.43
1:O:25:A:H1'	1:O:171:C:O4'	2.19	0.43
1:O:215:G:H2'	1:O:245:C:N4	2.33	0.43
3:A:345:PHE:C	3:A:347:GLY:N	2.71	0.43
3:B:110:HIS:O	3:B:112:GLY:N	2.51	0.43
3:B:117:LEU:O	3:B:120:LEU:HB3	2.17	0.43
3:E:83:THR:O	3:E:84:LYS:C	2.57	0.43

*Continued on next page...*

*Continued from previous page...*

Atom-1	Atom-2	Interatomic distance (Å)	Clash overlap (Å)
3:E:118:MET:O	3:E:121:PHE:HB2	2.18	0.43
3:E:366:PHE:HE2	3:E:399:LEU:HD11	1.82	0.43
3:E:412:GLN:O	3:E:415:MET:HB3	2.19	0.43
3:F:96:ILE:C	3:F:96:ILE:CD1	2.86	0.43
3:F:276:ASN:N	3:F:276:ASN:HD22	2.15	0.43
3:F:297:ARG:CA	3:F:300:VAL:HG22	2.49	0.43
3:I:246:THR:O	3:I:247:TYR:C	2.56	0.43
3:I:247:TYR:HA	3:I:250:MET:HE3	2.00	0.43
3:M:233:LYS:HG3	3:M:239:GLY:O	2.19	0.43
3:M:368:PRO:O	3:M:370:SER:N	2.51	0.43
3:N:369:ILE:HD13	3:N:369:ILE:N	2.33	0.43
3:N:369:ILE:HG12	3:N:370:SER:N	2.33	0.43
1:G:76:G:H2'	1:G:77:U:O4'	2.18	0.43
1:G:172:U:H1'	1:G:177:G:H1	1.82	0.43
1:K:128:U:H2'	1:K:129:C:C6	2.53	0.43
1:K:160:U:C4	1:K:188:U:H1'	2.53	0.43
1:K:162:G:H2'	1:K:163:G:H8	1.83	0.43
1:K:192:C:O2	1:K:192:C:H2'	2.18	0.43
1:O:229:A:N3	1:O:230:C:C5	2.86	0.43
3:B:253:TRP:O	3:B:254:ASP:C	2.57	0.43
3:E:55:ARG:HG2	3:E:55:ARG:HH11	1.83	0.43
3:F:267:GLN:HG3	3:F:268:ILE:N	2.33	0.43
3:F:397:VAL:O	3:F:401:HIS:N	2.52	0.43
3:I:220:ARG:C	3:I:222:GLY:H	2.20	0.43
3:I:357:VAL:CG2	3:I:389:GLN:HE21	2.31	0.43
3:I:377:GLU:HG2	3:I:377:GLU:O	2.18	0.43
3:J:59:ILE:CD1	3:J:66:ASN:HA	2.48	0.43
3:J:135:GLY:O	3:J:138:THR:HG23	2.19	0.43
3:J:272:ASP:C	3:J:274:TYR:N	2.71	0.43
3:M:71:PHE:HZ	3:M:123:MET:HG3	1.83	0.43
3:M:102:ILE:HG21	3:M:109:LEU:HD21	1.99	0.43
3:M:137:SER:HB2	3:M:199:ASN:ND2	2.33	0.43
3:N:59:ILE:CD1	3:N:66:ASN:HA	2.49	0.43
3:N:210:GLU:O	3:N:211:VAL:C	2.57	0.43
3:N:397:VAL:O	3:N:401:HIS:N	2.51	0.43
1:C:43:U:H2'	1:C:44:C:H6	1.84	0.43
1:C:194:G:H2'	1:C:195:A:C5'	2.49	0.43
1:G:102:G:C2	1:G:105:C:N3	2.86	0.43
1:G:187:A:O2'	1:G:188:U:P	2.76	0.43
1:K:25:A:H2	1:K:178:G:H21	1.66	0.43
1:K:77:U:H2'	1:K:78:A:C8	2.53	0.43

*Continued on next page...*

*Continued from previous page...*

Atom-1	Atom-2	Interatomic distance (Å)	Clash overlap (Å)
1:K:132:A:C2	1:K:133:U:C2	3.07	0.43
1:K:159:A:O2'	1:K:160:U:H3'	2.19	0.43
1:O:109:G:OP1	3:N:182:ARG:NH1	2.52	0.43
1:O:183:U:H3'	1:O:184:G:C8	2.53	0.43
1:O:207:A:O2'	1:O:208:A:H5'	2.19	0.43
3:A:63:LYS:HB3	3:A:63:LYS:HZ2	1.84	0.43
3:A:281:LEU:O	3:A:284:VAL:N	2.52	0.43
3:B:59:ILE:CD1	3:B:66:ASN:HA	2.49	0.43
3:E:104:PRO:HA	3:E:166:ILE:HD13	2.01	0.43
3:E:347:GLY:O	3:E:350:VAL:HG12	2.19	0.43
3:F:340:THR:O	3:F:340:THR:HG22	2.18	0.43
3:I:368:PRO:O	3:I:370:SER:N	2.52	0.43
3:J:140:LYS:O	3:J:141:ILE:CD1	2.56	0.43
3:J:267:GLN:HG3	3:J:268:ILE:N	2.34	0.43
3:M:44:LYS:HB3	3:M:44:LYS:HZ2	1.79	0.43
3:M:189:ASP:HB3	3:M:192:ARG:HB2	2.01	0.43
3:M:291:GLU:C	3:M:293:ASP:H	2.22	0.43
3:N:293:ASP:OD2	3:N:294:PRO:HD2	2.19	0.43
3:N:380:ILE:C	3:N:380:ILE:HD12	2.39	0.43
1:C:121:C:H2'	1:C:122:G:O4'	2.19	0.43
1:C:134:A:N6	1:G:132:A:N6	2.67	0.43
1:G:126:A:C1'	1:G:158:A:N1	2.65	0.43
1:O:194:G:H2'	1:O:195:A:C5'	2.49	0.43
1:O:239:C:H2'	1:O:240:C:C6	2.53	0.43
1:O:239:C:C2	1:O:240:C:C5	3.06	0.43
3:A:368:PRO:O	3:A:370:SER:N	2.52	0.43
3:B:161:MET:O	3:B:162:ASN:C	2.57	0.43
3:B:369:ILE:CG1	3:B:370:SER:N	2.81	0.43
3:B:373:THR:O	3:B:376:MET:HB2	2.18	0.43
3:F:134:ILE:HG22	3:F:136:GLY:H	1.84	0.43
3:I:61:LYS:HZ3	3:I:63:LYS:HD2	1.83	0.43
3:I:102:ILE:HD11	3:I:170:LEU:HD21	2.01	0.43
3:I:248:PRO:O	3:I:251:GLN:N	2.52	0.43
3:M:115:LEU:HD13	3:M:364:PHE:CZ	2.54	0.43
3:N:336:ASP:HB3	3:N:339:GLN:HB3	2.01	0.43
3:N:340:THR:O	3:N:341:SER:C	2.57	0.43
1:C:229:A:C4	1:C:230:C:C5	3.07	0.42
1:G:188:U:P	1:G:188:U:H3'	2.59	0.42
1:G:204:G:N2	1:G:209:C:N3	2.50	0.42
1:G:239:C:H2'	1:G:240:C:C6	2.54	0.42
1:K:14:U:C2'	1:K:35:A:H61	2.32	0.42

*Continued on next page...*

*Continued from previous page...*

Atom-1	Atom-2	Interatomic distance (Å)	Clash overlap (Å)
1:K:183:U:H2'	1:K:184:G:H5'	2.00	0.42
1:O:37:A:N6	2:P:1:G:N3	2.66	0.42
1:O:83:A:C2'	1:O:84:U:H5'	2.45	0.42
3:A:356:GLU:HB2	3:A:360:LEU:HD12	2.00	0.42
3:B:52:TRP:HE1	3:B:94:ARG:N	2.17	0.42
3:B:66:ASN:O	3:B:69:ASP:N	2.51	0.42
3:B:340:THR:O	3:B:341:SER:C	2.57	0.42
3:B:397:VAL:O	3:B:401:HIS:N	2.51	0.42
3:E:129:LYS:HA	3:E:193:LYS:O	2.19	0.42
3:E:137:SER:HB2	3:E:199:ASN:ND2	2.34	0.42
3:E:281:LEU:O	3:E:282:GLU:C	2.57	0.42
3:E:291:GLU:C	3:E:293:ASP:H	2.23	0.42
3:E:319:ASP:HB2	3:E:352:ARG:HH11	1.76	0.42
3:F:113:HIS:O	3:F:116:PRO:HG2	2.19	0.42
3:F:336:ASP:HA	3:F:337:PRO:HD2	1.89	0.42
3:I:221:ILE:HD11	3:J:234:MET:CE	2.48	0.42
3:I:245:PHE:HB2	3:J:221:ILE:HG21	2.00	0.42
3:J:109:LEU:HG	3:J:169:GLN:NE2	2.34	0.42
3:J:373:THR:O	3:J:376:MET:HB2	2.19	0.42
3:M:104:PRO:CA	3:M:166:ILE:HD13	2.49	0.42
3:M:301:THR:HA	3:M:302:PRO:HD3	1.89	0.42
3:N:108:SER:HB3	3:N:334:TRP:CE3	2.54	0.42
3:N:161:MET:O	3:N:162:ASN:C	2.57	0.42
1:O:54:G:N1	1:O:85:C:C5	2.87	0.42
3:A:104:PRO:CA	3:A:166:ILE:HD13	2.49	0.42
3:A:115:LEU:HD13	3:A:364:PHE:CZ	2.54	0.42
3:B:228:ASP:HA	3:B:231:LYS:HD3	2.00	0.42
3:B:337:PRO:C	3:B:339:GLN:H	2.23	0.42
3:E:44:LYS:HB3	3:E:44:LYS:HZ3	1.81	0.42
3:E:59:ILE:HD12	3:E:92:ARG:HG3	2.01	0.42
3:E:102:ILE:O	3:E:104:PRO:HD3	2.19	0.42
3:F:369:ILE:HD13	3:F:369:ILE:N	2.34	0.42
3:I:118:MET:O	3:I:121:PHE:HB2	2.19	0.42
3:I:221:ILE:HD12	3:I:225:LEU:HB3	2.01	0.42
3:I:382:ASP:CG	3:I:385:LYS:HG2	2.39	0.42
3:I:383:PRO:O	3:I:386:ARG:HG2	2.19	0.42
3:J:200:ASN:OD1	3:J:201:HIS:N	2.52	0.42
3:J:369:ILE:HD13	3:J:369:ILE:N	2.35	0.42
3:M:94:ARG:NH2	3:M:304:THR:HG23	2.27	0.42
3:M:333:ILE:HD11	3:M:348:TYR:CZ	2.54	0.42
3:N:52:TRP:HE1	3:N:94:ARG:N	2.17	0.42

*Continued on next page...*



*Continued from previous page...*

Atom-1	Atom-2	Interatomic distance (Å)	Clash overlap (Å)
1:C:77:U:H2'	1:C:78:A:C8	2.54	0.42
1:C:251:U:C3'	1:C:251:U:C6	3.02	0.42
1:G:83:A:H2'	1:G:84:U:C5'	2.47	0.42
1:G:239:C:C2	1:G:240:C:C5	3.07	0.42
1:O:40:U:H2'	1:O:41:C:C6	2.54	0.42
1:O:128:U:H2'	1:O:129:C:C6	2.54	0.42
1:O:205:G:H8	1:O:205:G:O5'	2.02	0.42
1:O:207:A:N6	1:O:208:A:N1	2.66	0.42
3:E:125:LEU:C	3:E:192:ARG:HH22	2.21	0.42
3:E:142:GLY:O	3:E:144:PRO:CD	2.66	0.42
3:F:66:ASN:O	3:F:69:ASP:N	2.51	0.42
3:J:117:LEU:O	3:J:120:LEU:HB3	2.18	0.42
3:J:357:VAL:CG2	3:J:388:ALA:HB1	2.47	0.42
3:M:290:SER:O	3:M:292:PRO:CD	2.66	0.42
3:M:351:ARG:NH2	3:M:352:ARG:HH22	2.18	0.42
3:N:272:ASP:C	3:N:274:TYR:N	2.72	0.42
1:C:54:G:N1	1:C:85:C:C5	2.87	0.42
1:C:220:A:H2	1:C:238:U:O2	2.02	0.42
1:K:12:C:H2'	1:K:13:C:O4'	2.19	0.42
3:A:83:THR:O	3:A:84:LYS:C	2.58	0.42
3:A:94:ARG:NH2	3:A:304:THR:CG2	2.83	0.42
3:A:246:THR:O	3:A:247:TYR:C	2.58	0.42
3:A:248:PRO:O	3:A:251:GLN:N	2.53	0.42
3:A:290:SER:O	3:A:292:PRO:CD	2.66	0.42
3:E:368:PRO:O	3:E:370:SER:N	2.52	0.42
3:F:135:GLY:O	3:F:138:THR:HG23	2.20	0.42
3:F:368:PRO:O	3:F:369:ILE:C	2.57	0.42
3:M:102:ILE:O	3:M:104:PRO:HD3	2.20	0.42
3:M:258:LEU:HB3	3:M:264:VAL:CG2	2.49	0.42
1:K:26:U:H2'	1:K:27:G:H8	1.84	0.42
1:K:160:U:H1'	1:K:184:G:C5	2.54	0.42
1:O:43:U:H2'	1:O:44:C:H6	1.85	0.42
3:A:57:GLU:O	3:A:58:ALA:C	2.58	0.42
3:A:125:LEU:C	3:A:192:ARG:HH22	2.23	0.42
3:A:291:GLU:C	3:A:293:ASP:H	2.22	0.42
3:A:342:VAL:HG23	3:A:343:PHE:N	2.34	0.42
3:B:298:LYS:HB3	3:B:299:TYR:CE1	2.55	0.42
3:F:110:HIS:O	3:F:112:GLY:N	2.52	0.42
3:F:373:THR:O	3:F:376:MET:HB2	2.19	0.42
3:I:58:ALA:CB	3:I:63:LYS:HB2	2.49	0.42
3:J:357:VAL:HG21	3:J:388:ALA:HB3	1.97	0.42

*Continued on next page...*



*Continued from previous page...*

Atom-1	Atom-2	Interatomic distance (Å)	Clash overlap (Å)
3:J:380:ILE:C	3:J:380:ILE:HD12	2.40	0.42
3:M:301:THR:O	3:M:303:LYS:N	2.52	0.42
1:C:13:C:O2	2:D:1:G:C2	2.72	0.42
1:G:13:C:O2	2:H:1:G:C2	2.72	0.42
1:G:194:G:H2'	1:G:195:A:C5'	2.49	0.42
1:G:229:A:C4	1:G:230:C:C5	3.07	0.42
1:K:76:G:H2'	1:K:77:U:O4'	2.19	0.42
1:K:152:A:H2'	1:K:153:C:O4'	2.20	0.42
1:K:215:G:H2'	1:K:245:C:N4	2.35	0.42
1:K:251:U:O2'	1:K:252:G:C5'	2.67	0.42
1:O:40:U:O2'	1:O:41:C:H5'	2.18	0.42
3:A:366:PHE:HE2	3:A:399:LEU:HD11	1.85	0.42
3:E:130:ALA:O	3:E:194:ARG:HA	2.19	0.42
3:E:280:GLY:O	3:E:284:VAL:HG23	2.19	0.42
3:E:301:THR:O	3:E:303:LYS:N	2.53	0.42
3:I:104:PRO:HA	3:I:166:ILE:HD13	2.02	0.42
3:J:293:ASP:OD2	3:J:294:PRO:HD2	2.19	0.42
3:N:39:PRO:HG2	3:N:42:THR:HG1	1.83	0.42
3:N:115:LEU:O	3:N:119:PRO:HD2	2.18	0.42
3:N:319:ASP:HB2	3:N:352:ARG:NH1	2.32	0.42
1:G:14:U:C2'	1:G:35:A:H61	2.32	0.42
1:G:43:U:H2'	1:G:44:C:H6	1.85	0.42
1:K:225:A:C5'	1:K:226:G:OP2	2.68	0.42
1:O:83:A:H2'	1:O:84:U:C5'	2.47	0.42
1:O:172:U:H1'	1:O:177:G:H1	1.83	0.42
1:O:251:U:C3'	1:O:251:U:C6	3.03	0.42
3:A:102:ILE:HG21	3:A:109:LEU:HD21	2.00	0.42
3:A:258:LEU:HB3	3:A:264:VAL:CG2	2.49	0.42
3:A:351:ARG:NH2	3:A:352:ARG:HH22	2.18	0.42
3:A:414:ARG:HG3	3:A:414:ARG:NH1	2.34	0.42
3:B:108:SER:HB3	3:B:334:TRP:CE3	2.55	0.42
3:E:61:LYS:HB2	3:E:63:LYS:HG3	2.02	0.42
3:I:189:ASP:HB3	3:I:192:ARG:HB2	2.02	0.42
3:J:365:THR:OG1	3:J:367:MET:HB2	2.19	0.42
3:M:94:ARG:NH2	3:M:304:THR:CG2	2.83	0.42
3:M:101:GLY:HA2	3:M:133:LEU:O	2.19	0.42
3:M:357:VAL:HG21	3:M:389:GLN:HE21	1.84	0.42
3:N:124:TYR:O	3:N:192:ARG:NH2	2.51	0.42
3:N:324:LYS:C	3:N:326:GLY:H	2.22	0.42
3:N:369:ILE:CG1	3:N:370:SER:N	2.83	0.42
1:C:77:U:O2'	1:C:78:A:H5'	2.20	0.42

*Continued on next page...*

*Continued from previous page...*

Atom-1	Atom-2	Interatomic distance (Å)	Clash overlap (Å)
1:G:192:C:O2	1:G:192:C:H2'	2.18	0.42
1:K:34:G:N1	2:L:1:G:C5	2.88	0.42
1:K:251:U:C3'	1:K:251:U:C6	3.02	0.42
3:A:383:PRO:O	3:A:386:ARG:HG2	2.20	0.42
3:B:368:PRO:O	3:B:369:ILE:C	2.58	0.42
3:F:365:THR:OG1	3:F:367:MET:HB2	2.20	0.42
3:I:130:ALA:O	3:I:194:ARG:HA	2.19	0.42
3:M:241:SER:O	3:M:242:PHE:C	2.58	0.42
3:N:140:LYS:O	3:N:141:ILE:CD1	2.55	0.42
1:C:105:C:H2'	1:C:106:G:O5'	2.20	0.42
1:C:183:U:H3'	1:C:184:G:C8	2.54	0.42
1:G:152:A:H2'	1:G:153:C:O4'	2.19	0.42
2:L:1:G:H2'	2:L:2:C:O4'	2.19	0.42
1:O:188:U:P	1:O:188:U:H3'	2.59	0.42
1:O:200:A:O2'	1:O:201:U:H5'	2.20	0.42
1:O:225:A:C5'	1:O:226:G:OP2	2.67	0.42
3:A:102:ILE:O	3:A:104:PRO:HD3	2.20	0.42
3:A:129:LYS:HA	3:A:193:LYS:O	2.19	0.42
3:E:144:PRO:HB3	3:E:244:GLU:HB3	2.01	0.42
3:E:258:LEU:HB3	3:E:264:VAL:CG2	2.46	0.42
3:E:333:ILE:HD11	3:E:348:TYR:CZ	2.54	0.42
3:F:223:PRO:O	3:F:227:ARG:NH1	2.53	0.42
3:F:349:PHE:C	3:F:351:ARG:N	2.73	0.42
3:I:162:ASN:C	3:I:166:ILE:HD12	2.40	0.42
3:I:225:LEU:HD12	3:J:225:LEU:HD13	2.02	0.42
3:J:349:PHE:C	3:J:351:ARG:N	2.72	0.42
3:J:361:LEU:HD21	3:J:392:LEU:HB2	2.01	0.42
3:M:125:LEU:C	3:M:192:ARG:HH22	2.23	0.42
3:M:168:TYR:HD2	3:M:168:TYR:O	2.03	0.42
3:M:221:ILE:HD12	3:M:225:LEU:HB3	2.02	0.42
3:M:230:VAL:O	3:M:233:LYS:N	2.50	0.42
3:N:134:ILE:HG22	3:N:136:GLY:H	1.85	0.42
3:N:373:THR:O	3:N:376:MET:HB2	2.19	0.42
1:C:25:A:H1'	1:C:171:C:O4'	2.20	0.42
1:C:87:U:O5'	1:C:87:U:H6	2.03	0.42
1:G:10:A:H2'	1:G:11:G:H8	1.85	0.42
1:G:34:G:N1	2:H:1:G:C5	2.87	0.42
1:G:251:U:C3'	1:G:251:U:C6	3.03	0.42
1:K:43:U:H2'	1:K:44:C:H6	1.84	0.42
1:K:194:G:H2'	1:K:195:A:C5'	2.50	0.42
1:K:251:U:H3'	1:K:251:U:C6	2.55	0.42

*Continued on next page...*

*Continued from previous page...*

Atom-1	Atom-2	Interatomic distance (Å)	Clash overlap (Å)
1:O:87:U:O5'	1:O:87:U:H6	2.03	0.42
3:A:109:LEU:N	3:A:109:LEU:HD12	2.34	0.42
3:A:319:ASP:HB2	3:A:352:ARG:HH11	1.75	0.42
3:A:382:ASP:N	3:A:383:PRO:HD3	2.34	0.42
3:A:412:GLN:O	3:A:415:MET:HB3	2.20	0.42
3:B:137:SER:OG	3:B:200:ASN:HB3	2.20	0.42
3:B:232:ASN:N	3:B:232:ASN:HD22	2.18	0.42
3:E:383:PRO:O	3:E:386:ARG:HG2	2.20	0.42
3:F:109:LEU:HG	3:F:169:GLN:NE2	2.34	0.42
3:F:318:THR:HA	3:F:325:PHE:N	2.35	0.42
3:I:101:GLY:HA2	3:I:133:LEU:O	2.20	0.42
3:I:129:LYS:HA	3:I:193:LYS:O	2.19	0.42
3:I:197:VAL:CG1	3:I:198:ASN:H	2.31	0.42
3:I:327:LYS:HA	3:I:332:ALA:HA	2.02	0.42
3:J:115:LEU:HD21	3:J:314:VAL:HB	2.02	0.42
3:J:255:TRP:O	3:J:256:PHE:C	2.58	0.42
3:M:83:THR:O	3:M:84:LYS:C	2.58	0.42
3:M:347:GLY:O	3:M:350:VAL:HG12	2.20	0.42
3:N:240:VAL:HG13	3:N:240:VAL:O	2.19	0.42
1:C:80:G:O2'	1:C:81:C:H5'	2.19	0.41
1:C:95:G:C2'	1:C:96:C:H5'	2.50	0.41
1:K:119:A:O2'	1:K:120:A:P	2.77	0.41
1:K:126:A:C5'	1:K:127:U:OP1	2.53	0.41
1:O:95:G:C2'	1:O:96:C:H5'	2.50	0.41
1:O:194:G:C8	1:O:194:G:C3'	3.02	0.41
3:A:142:GLY:O	3:A:144:PRO:CD	2.65	0.41
3:A:333:ILE:HD11	3:A:348:TYR:CZ	2.55	0.41
3:B:115:LEU:N	3:B:116:PRO:HD2	2.35	0.41
3:B:319:ASP:HB2	3:B:352:ARG:NH1	2.33	0.41
3:B:324:LYS:C	3:B:326:GLY:H	2.22	0.41
3:E:85:GLU:O	3:E:86:HIS:C	2.59	0.41
3:E:111:VAL:CG2	3:E:326:GLY:HA2	2.50	0.41
3:E:225:LEU:HD12	3:F:225:LEU:HD13	2.02	0.41
3:I:301:THR:O	3:I:303:LYS:N	2.53	0.41
3:I:333:ILE:HD11	3:I:348:TYR:CZ	2.55	0.41
3:M:90:LEU:HD13	3:M:306:LEU:O	2.19	0.41
3:M:108:SER:O	3:M:334:TRP:HZ3	2.03	0.41
3:M:248:PRO:O	3:M:251:GLN:N	2.53	0.41
3:M:412:GLN:O	3:M:415:MET:HB3	2.20	0.41
3:N:110:HIS:O	3:N:112:GLY:N	2.53	0.41
1:C:63:A:C8	1:C:206:A:N1	2.88	0.41

*Continued on next page...*

*Continued from previous page...*

Atom-1	Atom-2	Interatomic distance (Å)	Clash overlap (Å)
1:G:160:U:C4	1:G:188:U:H1'	2.55	0.41
1:K:103(B):A:C8	1:K:104:A:C8	3.08	0.41
1:K:200:A:O2'	1:K:201:U:H5'	2.20	0.41
1:O:63:A:C8	1:O:206:A:N1	2.88	0.41
1:O:102:G:C2	1:O:105:C:N3	2.85	0.41
1:O:132:A:C2	1:O:133:U:C2	3.08	0.41
1:O:140:U:O4	1:O:157:A:N7	2.53	0.41
3:A:55:ARG:HG2	3:A:55:ARG:HH11	1.84	0.41
3:E:119:PRO:O	3:E:123:MET:HG3	2.20	0.41
3:E:270:GLY:N	3:E:273:GLN:HG3	2.34	0.41
3:F:337:PRO:C	3:F:339:GLN:H	2.23	0.41
3:I:326:GLY:O	3:I:332:ALA:CB	2.67	0.41
3:J:52:TRP:HE1	3:J:94:ARG:N	2.19	0.41
3:J:223:PRO:O	3:J:227:ARG:NH1	2.52	0.41
3:M:82:GLY:O	3:M:87:ILE:CD1	2.67	0.41
3:M:345:PHE:O	3:M:346:TYR:C	2.59	0.41
3:N:66:ASN:O	3:N:69:ASP:N	2.52	0.41
3:N:349:PHE:C	3:N:351:ARG:N	2.72	0.41
1:C:139:G:H2'	1:C:156:G:H1	1.84	0.41
1:C:188:U:P	1:C:188:U:H3'	2.59	0.41
1:G:166:U:O2'	1:G:167:U:H5'	2.20	0.41
1:G:230:C:H2'	1:G:231:G:O4'	2.20	0.41
1:G:251:U:O2'	1:G:252:G:C5'	2.67	0.41
1:K:42:C:H2'	1:K:43:U:C6	2.56	0.41
1:K:121:C:H2'	1:K:122:G:O4'	2.20	0.41
1:K:140:U:O4	1:K:157:A:N7	2.54	0.41
1:K:204:G:N2	1:K:209:C:N3	2.51	0.41
1:O:77:U:O2'	1:O:78:A:H5'	2.21	0.41
1:O:185:A:C2	1:O:188:U:O4	2.73	0.41
2:P:1:G:H2'	2:P:2:C:O4'	2.21	0.41
3:E:216:GLY:O	3:F:241:SER:OG	2.35	0.41
3:E:317:LEU:HB3	3:E:325:PHE:CD1	2.55	0.41
3:F:241:SER:HB3	3:F:244:GLU:HG2	2.02	0.41
3:I:216:GLY:O	3:J:241:SER:OG	2.35	0.41
3:I:241:SER:O	3:I:242:PHE:C	2.58	0.41
3:M:225:LEU:HD12	3:N:225:LEU:HD13	2.02	0.41
3:M:319:ASP:HB2	3:M:352:ARG:HH11	1.74	0.41
3:M:345:PHE:C	3:M:347:GLY:N	2.72	0.41
3:M:350:VAL:O	3:M:386:ARG:NH2	2.51	0.41
3:N:59:ILE:HD13	3:N:66:ASN:CB	2.51	0.41
3:N:337:PRO:C	3:N:339:GLN:H	2.24	0.41

*Continued on next page...*

*Continued from previous page...*

Atom-1	Atom-2	Interatomic distance (Å)	Clash overlap (Å)
1:C:228:A:C4	1:C:229:A:N7	2.88	0.41
1:G:206:A:N1	1:G:207:A:C2	2.88	0.41
1:K:47:A:OP1	3:J:44:LYS:NZ	2.42	0.41
1:K:220:A:H2	1:K:238:U:O2	2.04	0.41
1:K:229:A:C4	1:K:230:C:C5	3.08	0.41
1:O:229:A:C4	1:O:230:C:C5	3.08	0.41
3:A:185:GLY:O	3:A:186:TYR:CD1	2.73	0.41
3:A:189:ASP:HB3	3:A:192:ARG:HB2	2.03	0.41
3:A:317:LEU:HB3	3:A:325:PHE:CD1	2.54	0.41
3:B:59:ILE:HD13	3:B:66:ASN:CB	2.51	0.41
3:E:58:ALA:CB	3:E:63:LYS:HB2	2.50	0.41
3:E:221:ILE:HD12	3:E:225:LEU:HB3	2.03	0.41
3:I:281:LEU:O	3:I:284:VAL:N	2.53	0.41
3:I:386:ARG:HH11	3:I:389:GLN:HG2	1.84	0.41
3:J:40:LYS:O	3:J:41:TYR:C	2.58	0.41
3:M:246:THR:O	3:M:247:TYR:C	2.59	0.41
1:C:194:G:C8	1:C:194:G:C3'	3.03	0.41
1:G:40:U:H2'	1:G:41:C:C6	2.56	0.41
1:G:80:G:O2'	1:G:81:C:H5'	2.20	0.41
1:G:194:G:C8	1:G:194:G:C3'	3.02	0.41
1:G:225:A:C5'	1:G:226:G:OP2	2.69	0.41
1:O:51:A:H4'	3:N:261:GLN:OE1	2.20	0.41
1:O:62:A:H4'	1:O:206:A:H2	1.86	0.41
3:A:221:ILE:HD11	3:B:234:MET:HE3	2.02	0.41
3:A:230:VAL:O	3:A:233:LYS:N	2.50	0.41
3:A:301:THR:O	3:A:303:LYS:N	2.54	0.41
3:A:350:VAL:O	3:A:386:ARG:NH1	2.53	0.41
3:B:359:ASN:N	3:B:359:ASN:OD1	2.53	0.41
3:E:345:PHE:C	3:E:347:GLY:N	2.73	0.41
3:F:161:MET:O	3:F:162:ASN:C	2.59	0.41
3:F:179:THR:O	3:F:180:GLN:C	2.59	0.41
3:F:347:GLY:CA	3:F:351:ARG:HH12	2.33	0.41
3:F:359:ASN:N	3:F:359:ASN:OD1	2.54	0.41
3:I:61:LYS:HB2	3:I:63:LYS:HG3	2.03	0.41
3:I:270:GLY:O	3:I:273:GLN:HB2	2.21	0.41
3:J:198:ASN:HD21	3:J:200:ASN:HD21	1.69	0.41
3:J:337:PRO:C	3:J:339:GLN:H	2.24	0.41
3:M:118:MET:N	3:M:119:PRO:HD2	2.35	0.41
3:N:115:LEU:HD21	3:N:314:VAL:HB	2.02	0.41
3:N:296:GLU:O	3:N:300:VAL:HG22	2.20	0.41
1:C:251:U:H3'	1:C:251:U:C6	2.55	0.41

*Continued on next page...*

*Continued from previous page...*

Atom-1	Atom-2	Interatomic distance (Å)	Clash overlap (Å)
1:G:25:A:H2	1:G:178:G:H21	1.67	0.41
1:G:171:C:N3	1:G:178:G:C2	2.89	0.41
1:K:13:C:O2	2:L:1:G:C2	2.73	0.41
1:K:185:A:C2	1:K:188:U:O4	2.74	0.41
1:K:207:A:N6	1:K:208:A:N1	2.69	0.41
1:K:228:A:C4	1:K:229:A:N7	2.88	0.41
1:K:230:C:H2'	1:K:231:G:O4'	2.20	0.41
1:O:110:A:H2'	1:O:111:G:O4'	2.20	0.41
3:A:368:PRO:O	3:A:369:ILE:C	2.59	0.41
3:B:293:ASP:OD2	3:B:294:PRO:HD2	2.20	0.41
3:E:101:GLY:HA2	3:E:133:LEU:O	2.19	0.41
3:I:137:SER:HB2	3:I:199:ASN:ND2	2.35	0.41
3:J:288:ARG:HB2	3:J:302:PRO:HD3	2.03	0.41
3:M:108:SER:O	3:M:334:TRP:CZ3	2.74	0.41
3:M:129:LYS:HA	3:M:193:LYS:O	2.19	0.41
3:M:185:GLY:O	3:M:186:TYR:CD1	2.74	0.41
3:M:328:SER:O	3:M:329:ALA:HB3	2.20	0.41
3:N:115:LEU:N	3:N:116:PRO:HD2	2.36	0.41
3:N:400:VAL:O	3:N:400:VAL:CG1	2.64	0.41
1:C:10:A:H2'	1:C:11:G:H8	1.84	0.41
1:C:128:U:O2'	1:C:129:C:H5'	2.21	0.41
1:C:170:C:O2	1:C:179:G:N2	2.54	0.41
1:G:170:C:O2	1:G:179:G:N2	2.54	0.41
1:G:218:G:OP1	1:G:218:G:C4'	2.58	0.41
1:K:194:G:C8	1:K:194:G:C3'	3.03	0.41
1:K:239:C:H2'	1:K:240:C:C6	2.54	0.41
3:A:108:SER:O	3:A:334:TRP:HZ3	2.04	0.41
3:A:225:LEU:HD12	3:B:225:LEU:HD13	2.02	0.41
3:A:233:LYS:HG3	3:A:239:GLY:O	2.21	0.41
3:A:241:SER:O	3:A:242:PHE:C	2.59	0.41
3:B:188:ALA:CA	3:B:192:ARG:HH11	2.23	0.41
3:B:274:TYR:O	3:B:277:ILE:N	2.53	0.41
3:B:336:ASP:HB3	3:B:339:GLN:HB3	2.03	0.41
3:E:168:TYR:HD2	3:E:168:TYR:O	2.03	0.41
3:E:172:LYS:O	3:E:175:GLU:HB2	2.20	0.41
3:E:241:SER:O	3:E:242:PHE:C	2.59	0.41
3:E:301:THR:HA	3:E:302:PRO:HD3	1.91	0.41
3:F:115:LEU:N	3:F:116:PRO:HD2	2.36	0.41
3:F:298:LYS:HB3	3:F:299:TYR:CD1	2.56	0.41
3:J:137:SER:OG	3:J:200:ASN:HB3	2.20	0.41
3:J:206:GLN:HA	3:J:207:PRO:HD3	1.92	0.41

*Continued on next page...*

*Continued from previous page...*

Atom-1	Atom-2	Interatomic distance (Å)	Clash overlap (Å)
3:M:58:ALA:CB	3:M:63:LYS:HB2	2.50	0.41
3:M:87:ILE:HG23	3:M:310:VAL:CG2	2.49	0.41
3:M:261:GLN:O	3:M:262:GLN:HG2	2.20	0.41
3:N:76:TYR:CD1	3:N:119:PRO:HD3	2.55	0.41
1:C:12:C:H2'	1:C:13:C:O4'	2.21	0.41
1:C:83:A:C2'	1:C:84:U:H5'	2.46	0.41
1:C:102:G:C2	1:C:105:C:N3	2.86	0.41
1:G:12:C:H2'	1:G:13:C:O4'	2.20	0.41
1:G:26:U:H2'	1:G:27:G:H8	1.85	0.41
1:G:139:G:H2'	1:G:156:G:H1	1.84	0.41
1:K:128:U:C4	1:K:138:A:C2	3.08	0.41
1:K:170:C:O2	1:K:179:G:N2	2.53	0.41
1:O:26:U:H2'	1:O:27:G:H8	1.86	0.41
1:O:105:C:H2'	1:O:106:G:O5'	2.20	0.41
1:O:218:G:OP1	1:O:218:G:C4'	2.59	0.41
1:O:230:C:H2'	1:O:231:G:O4'	2.20	0.41
3:A:65:GLN:HG2	3:A:66:ASN:N	2.35	0.41
3:A:137:SER:HB2	3:A:199:ASN:ND2	2.35	0.41
3:A:168:TYR:O	3:A:168:TYR:HD2	2.04	0.41
3:A:212:LEU:HD22	3:B:243:ALA:HA	2.02	0.41
3:A:221:ILE:HD12	3:A:225:LEU:HB3	2.03	0.41
3:E:56:ALA:O	3:E:92:ARG:NH1	2.54	0.41
3:E:181:MET:HG2	3:E:186:TYR:CB	2.50	0.41
3:E:245:PHE:HB2	3:F:221:ILE:HG21	2.00	0.41
3:F:108:SER:HB3	3:F:334:TRP:CE3	2.56	0.41
3:F:172:LYS:O	3:F:175:GLU:HB3	2.21	0.41
3:I:172:LYS:O	3:I:175:GLU:HB2	2.21	0.41
3:I:280:GLY:O	3:I:284:VAL:HG23	2.20	0.41
3:I:347:GLY:O	3:I:350:VAL:HG12	2.21	0.41
3:J:353:SER:HB2	3:J:356:GLU:CB	2.44	0.41
3:N:274:TYR:HA	3:N:277:ILE:HD12	2.02	0.41
3:N:288:ARG:HB2	3:N:302:PRO:HD3	2.02	0.41
1:C:9:G:O2'	1:C:57:C:H5'	2.21	0.41
1:C:26:U:H2'	1:C:27:G:H8	1.86	0.41
1:C:95:G:H2'	1:C:96:C:C5'	2.51	0.41
1:C:128:U:H2'	1:C:129:C:C6	2.56	0.41
1:G:105:C:C2'	1:G:106:G:C5'	2.98	0.41
1:G:131:G:HO2'	1:G:133:U:H5	1.68	0.41
1:G:144:G:H8	1:G:144:G:O5'	2.03	0.41
1:G:145:U:H2'	1:G:146:C:H6	1.85	0.41
1:G:220:A:H2	1:G:238:U:O2	2.04	0.41

*Continued on next page...*



*Continued from previous page...*

Atom-1	Atom-2	Interatomic distance (Å)	Clash overlap (Å)
1:G:228:A:C4	1:G:229:A:N7	2.89	0.41
2:H:1:G:H2'	2:H:2:C:O4'	2.20	0.41
1:K:95:G:C2'	1:K:96:C:H5'	2.51	0.41
1:K:103:G:O2'	1:K:103(B):A:C8	2.73	0.41
1:O:14:U:C2'	1:O:35:A:H61	2.34	0.41
1:O:80:G:O2'	1:O:81:C:H5'	2.20	0.41
1:O:251:U:H3'	1:O:251:U:C6	2.56	0.41
3:A:58:ALA:CB	3:A:63:LYS:HB2	2.51	0.41
3:A:82:GLY:O	3:A:87:ILE:CD1	2.67	0.41
3:A:90:LEU:HD13	3:A:306:LEU:O	2.20	0.41
3:A:101:GLY:HA2	3:A:133:LEU:O	2.20	0.41
3:A:220:ARG:C	3:A:222:GLY:N	2.73	0.41
3:A:280:GLY:O	3:A:281:LEU:C	2.59	0.41
3:A:331:ASN:HB3	3:A:332:ALA:H	1.56	0.41
3:A:347:GLY:O	3:A:350:VAL:HG12	2.21	0.41
3:B:134:ILE:HG22	3:B:136:GLY:H	1.86	0.41
3:E:108:SER:O	3:E:334:TRP:CZ3	2.74	0.41
3:E:108:SER:O	3:E:334:TRP:HZ3	2.04	0.41
3:E:164:THR:O	3:E:165:LYS:C	2.59	0.41
3:E:255:TRP:HZ3	3:E:277:ILE:HG23	1.86	0.41
3:F:52:TRP:HE1	3:F:94:ARG:N	2.18	0.41
3:F:121:PHE:CZ	3:F:173:LEU:HD21	2.56	0.41
3:F:137:SER:OG	3:F:200:ASN:HB3	2.20	0.41
3:F:139:ALA:C	3:F:141:ILE:N	2.74	0.41
3:F:304:THR:OG1	3:F:305:ALA:N	2.54	0.41
3:F:372:ILE:CG2	3:F:373:THR:N	2.84	0.41
3:F:380:ILE:C	3:F:380:ILE:HD12	2.41	0.41
3:F:386:ARG:HB2	3:F:386:ARG:HH11	1.79	0.41
3:I:66:ASN:O	3:I:67:THR:C	2.60	0.41
3:I:85:GLU:O	3:I:86:HIS:C	2.59	0.41
3:I:111:VAL:CG2	3:I:326:GLY:HA2	2.51	0.41
3:I:119:PRO:O	3:I:123:MET:HG3	2.20	0.41
3:J:66:ASN:O	3:J:69:ASP:N	2.50	0.41
3:J:141:ILE:HD12	3:J:243:ALA:HB1	2.02	0.41
3:J:336:ASP:HB3	3:J:339:GLN:HB3	2.02	0.41
3:J:347:GLY:CA	3:J:351:ARG:HH12	2.33	0.41
3:M:109:LEU:HD12	3:M:109:LEU:N	2.35	0.41
3:M:142:GLY:O	3:M:144:PRO:CD	2.66	0.41
3:M:221:ILE:HD12	3:M:221:ILE:C	2.42	0.41
3:M:225:LEU:HD23	3:M:226:SER:N	2.36	0.41
3:M:317:LEU:HB3	3:M:325:PHE:CD1	2.55	0.41

*Continued on next page...*



*Continued from previous page...*

Atom-1	Atom-2	Interatomic distance (Å)	Clash overlap (Å)
3:M:368:PRO:O	3:M:369:ILE:C	2.59	0.41
3:N:117:LEU:O	3:N:120:LEU:HB3	2.20	0.41
3:N:200:ASN:O	3:N:201:HIS:C	2.58	0.41
3:N:232:ASN:N	3:N:232:ASN:HD22	2.19	0.41
3:N:298:LYS:HB3	3:N:299:TYR:CE1	2.56	0.41
3:N:359:ASN:N	3:N:359:ASN:OD1	2.54	0.41
3:N:368:PRO:O	3:N:369:ILE:C	2.59	0.41
1:C:200:A:O2'	1:C:201:U:H5'	2.21	0.41
1:K:40:U:H2'	1:K:41:C:C6	2.56	0.41
1:K:128:U:O2'	1:K:129:C:H5'	2.21	0.41
1:O:12:C:H2'	1:O:13:C:O4'	2.21	0.41
3:B:139:ALA:C	3:B:141:ILE:N	2.75	0.41
3:B:228:ASP:O	3:B:229:THR:C	2.59	0.41
3:B:240:VAL:O	3:B:240:VAL:HG13	2.21	0.41
3:E:65:GLN:HG2	3:E:66:ASN:N	2.36	0.41
3:E:90:LEU:HD13	3:E:306:LEU:O	2.21	0.41
3:E:358:GLU:HB2	3:E:376:MET:HE1	2.03	0.41
3:I:56:ALA:O	3:I:92:ARG:NH1	2.52	0.41
3:I:90:LEU:HD13	3:I:306:LEU:O	2.21	0.41
3:I:102:ILE:HG21	3:I:109:LEU:HD21	2.02	0.41
3:I:241:SER:O	3:I:243:ALA:N	2.54	0.41
3:I:317:LEU:HB3	3:I:325:PHE:CD1	2.56	0.41
3:I:333:ILE:HG12	3:I:348:TYR:CG	2.56	0.41
3:I:385:LYS:HA	3:I:385:LYS:HD3	1.92	0.41
3:M:285:LYS:O	3:M:286:ALA:C	2.59	0.41
3:M:295:GLN:H	3:M:295:GLN:HG2	1.68	0.41
3:N:343:PHE:HE1	3:N:413:HIS:N	2.18	0.41
3:N:385:LYS:HA	3:N:385:LYS:HZ2	1.85	0.41
1:C:159:A:C6	1:C:161:G:C4	3.09	0.40
1:C:215:G:H2'	1:C:245:C:N4	2.36	0.40
1:C:230:C:H2'	1:C:231:G:O4'	2.21	0.40
1:G:118:C:O2'	1:G:119:A:OP2	2.37	0.40
1:K:80:G:O2'	1:K:81:C:H5'	2.20	0.40
1:K:95:G:H2'	1:K:96:C:C5'	2.51	0.40
1:K:166:U:O2'	1:K:167:U:H5'	2.21	0.40
1:O:128:U:C4	1:O:138:A:C2	3.09	0.40
3:A:89:GLU:O	3:A:93:THR:HG23	2.21	0.40
3:A:162:ASN:C	3:A:166:ILE:HD12	2.41	0.40
3:A:261:GLN:O	3:A:262:GLN:HG2	2.20	0.40
3:A:295:GLN:H	3:A:295:GLN:HG2	1.68	0.40
3:A:350:VAL:O	3:A:386:ARG:NH2	2.52	0.40

*Continued on next page...*

*Continued from previous page...*

Atom-1	Atom-2	Interatomic distance (Å)	Clash overlap (Å)
3:A:386:ARG:HH11	3:A:389:GLN:HG2	1.86	0.40
3:B:255:TRP:O	3:B:256:PHE:C	2.59	0.40
3:E:327:LYS:HA	3:E:332:ALA:HA	2.02	0.40
3:F:228:ASP:O	3:F:229:THR:C	2.59	0.40
3:J:113:HIS:O	3:J:116:PRO:HG2	2.20	0.40
3:J:161:MET:O	3:J:162:ASN:C	2.58	0.40
3:J:349:PHE:O	3:J:350:VAL:C	2.59	0.40
3:M:73:GLU:CD	3:M:369:ILE:HG13	2.41	0.40
3:N:111:VAL:O	3:N:114:LEU:HD12	2.21	0.40
3:N:139:ALA:C	3:N:141:ILE:N	2.75	0.40
3:N:294:PRO:HG2	3:N:295:GLN:N	2.33	0.40
1:C:40:U:H2'	1:C:41:C:C6	2.56	0.40
1:C:140:U:O4	1:C:157:A:N7	2.54	0.40
1:G:198:A:H8	1:G:198:A:H5''	1.86	0.40
1:K:139:G:H2'	1:K:156:G:H1	1.86	0.40
1:K:198:A:H5''	1:K:198:A:H8	1.85	0.40
1:O:95:G:H2'	1:O:96:C:C5'	2.51	0.40
1:O:170:C:O2	1:O:179:G:N2	2.54	0.40
3:A:205:LYS:O	3:A:207:PRO:HD3	2.21	0.40
3:A:357:VAL:HG21	3:A:389:GLN:HE21	1.86	0.40
3:B:40:LYS:O	3:B:41:TYR:C	2.59	0.40
3:B:111:VAL:O	3:B:114:LEU:HD12	2.21	0.40
3:B:241:SER:HB3	3:B:244:GLU:HG2	2.03	0.40
3:B:347:GLY:O	3:B:348:TYR:C	2.59	0.40
3:B:372:ILE:CG2	3:B:373:THR:N	2.85	0.40
3:F:40:LYS:HE2	3:F:40:LYS:HB2	1.96	0.40
3:F:59:ILE:HD13	3:F:66:ASN:CB	2.50	0.40
3:F:230:VAL:O	3:F:231:LYS:C	2.60	0.40
3:F:347:GLY:C	3:F:349:PHE:N	2.72	0.40
3:I:65:GLN:HG2	3:I:66:ASN:N	2.36	0.40
3:I:293:ASP:CB	3:I:296:GLU:HB2	2.51	0.40
3:J:297:ARG:CA	3:J:300:VAL:HG22	2.50	0.40
3:J:369:ILE:CG1	3:J:370:SER:N	2.83	0.40
1:C:37:A:N6	2:D:1:G:N3	2.68	0.40
1:C:159:A:O2'	1:C:160:U:P	2.79	0.40
1:C:251:U:O2'	1:C:252:G:C5'	2.67	0.40
1:G:140:U:O4	1:G:157:A:N7	2.54	0.40
1:G:159:A:O2'	1:G:160:U:H3'	2.21	0.40
1:K:20:C:C6	1:K:20:C:H3'	2.57	0.40
1:K:145:U:H2'	1:K:146:C:H6	1.86	0.40
1:O:9:G:O2'	1:O:57:C:H5'	2.21	0.40

*Continued on next page...*

*Continued from previous page...*

Atom-1	Atom-2	Interatomic distance (Å)	Clash overlap (Å)
1:O:128:U:O2'	1:O:129:C:H5'	2.21	0.40
1:O:139:G:H2'	1:O:156:G:H1	1.85	0.40
3:A:85:GLU:O	3:A:86:HIS:C	2.59	0.40
3:A:108:SER:O	3:A:334:TRP:CZ3	2.74	0.40
3:A:164:THR:O	3:A:165:LYS:C	2.59	0.40
3:B:171:LYS:O	3:B:172:LYS:C	2.59	0.40
3:B:200:ASN:O	3:B:201:HIS:C	2.59	0.40
3:B:349:PHE:C	3:B:351:ARG:N	2.74	0.40
3:E:109:LEU:HB2	3:E:335:LEU:HD12	2.03	0.40
3:E:247:TYR:HA	3:E:250:MET:HE3	2.03	0.40
3:F:200:ASN:O	3:F:201:HIS:C	2.59	0.40
3:F:366:PHE:CZ	3:F:399:LEU:HD22	2.57	0.40
3:F:385:LYS:HA	3:F:385:LYS:HZ3	1.85	0.40
3:I:72:GLU:OE1	3:I:77:VAL:HG21	2.22	0.40
3:I:108:SER:O	3:I:334:TRP:HZ3	2.05	0.40
3:I:125:LEU:CA	3:I:192:ARG:HH22	2.34	0.40
3:I:254:ASP:O	3:I:255:TRP:C	2.60	0.40
3:I:351:ARG:NH2	3:I:352:ARG:HH22	2.19	0.40
3:J:76:TYR:CD1	3:J:119:PRO:HD3	2.56	0.40
3:J:317:LEU:HD12	3:J:317:LEU:HA	1.92	0.40
3:M:61:LYS:HB2	3:M:63:LYS:HG3	2.02	0.40
3:M:84:LYS:HD2	3:M:85:GLU:OE2	2.21	0.40
3:M:225:LEU:HD12	3:N:225:LEU:CD1	2.52	0.40
3:M:255:TRP:HB3	3:M:284:VAL:HG22	2.04	0.40
3:M:331:ASN:HB3	3:M:332:ALA:H	1.57	0.40
3:M:382:ASP:N	3:M:383:PRO:HD3	2.36	0.40
3:N:40:LYS:O	3:N:41:TYR:C	2.59	0.40
3:N:75:GLY:O	3:N:363:LEU:HD21	2.21	0.40
3:N:122:TRP:O	3:N:123:MET:C	2.59	0.40
3:N:274:TYR:O	3:N:277:ILE:N	2.54	0.40
1:C:18:U:H2'	1:C:19:A:H8	1.86	0.40
1:C:42:C:H2'	1:C:43:U:C6	2.55	0.40
1:C:103(B):A:C8	1:C:104:A:C8	3.10	0.40
1:C:159:A:C4	1:C:161:G:N7	2.90	0.40
1:O:95:G:H2'	1:O:96:C:H5'	2.02	0.40
1:O:161:G:C2	1:O:162:G:C5	3.09	0.40
3:B:115:LEU:O	3:B:119:PRO:HD2	2.20	0.40
3:E:82:GLY:O	3:E:87:ILE:CD1	2.64	0.40
3:I:367:MET:HA	3:I:368:PRO:HD3	1.97	0.40
3:J:121:PHE:CZ	3:J:173:LEU:HD21	2.56	0.40
3:J:124:TYR:O	3:J:192:ARG:NH2	2.54	0.40

*Continued on next page...*

Continued from previous page...

Atom-1	Atom-2	Interatomic distance (Å)	Clash overlap (Å)
3:J:304:THR:OG1	3:J:305:ALA:N	2.55	0.40
3:J:366:PHE:CZ	3:J:399:LEU:HD22	2.57	0.40
3:J:368:PRO:O	3:J:369:ILE:C	2.59	0.40
3:M:85:GLU:O	3:M:86:HIS:C	2.59	0.40
3:M:104:PRO:HA	3:M:166:ILE:HD13	2.02	0.40
3:M:117:LEU:HD23	3:M:117:LEU:HA	1.90	0.40
3:M:350:VAL:O	3:M:386:ARG:NH1	2.54	0.40
3:N:136:GLY:N	3:N:199:ASN:OD1	2.54	0.40
1:C:62:A:H4'	1:C:206:A:H2	1.87	0.40
1:C:132:A:C2	1:C:133:U:C2	3.09	0.40
2:D:1:G:H2'	2:D:2:C:O4'	2.22	0.40
1:G:63:A:C8	1:G:206:A:N1	2.89	0.40
1:K:10:A:H2'	1:K:11:G:H8	1.85	0.40
1:K:87:U:O5'	1:K:87:U:H6	2.04	0.40
1:O:42:C:H2'	1:O:43:U:C6	2.56	0.40
3:A:221:ILE:HD12	3:A:221:ILE:C	2.42	0.40
3:B:140:LYS:O	3:B:141:ILE:CD1	2.57	0.40
3:B:213:ARG:C	3:B:215:VAL:N	2.75	0.40
3:B:257:GLU:O	3:B:260:TYR:N	2.54	0.40
3:E:100:VAL:HG22	3:E:268:ILE:O	2.21	0.40
3:E:189:ASP:HB3	3:E:192:ARG:HB2	2.02	0.40
3:E:269:GLY:O	3:E:314:VAL:HG22	2.21	0.40
3:E:386:ARG:HH11	3:E:389:GLN:HG2	1.86	0.40
3:F:141:ILE:HD12	3:F:243:ALA:HB1	2.03	0.40
3:F:167:HIS:O	3:F:169:GLN:N	2.55	0.40
3:F:288:ARG:H	3:F:288:ARG:HG3	1.75	0.40
3:F:294:PRO:HG2	3:F:295:GLN:N	2.32	0.40
3:F:317:LEU:HD12	3:F:317:LEU:HA	1.91	0.40
3:I:142:GLY:O	3:I:144:PRO:CD	2.67	0.40
3:I:197:VAL:CG1	3:I:198:ASN:N	2.79	0.40
3:J:139:ALA:C	3:J:141:ILE:N	2.73	0.40
3:N:347:GLY:O	3:N:348:TYR:C	2.59	0.40

There are no symmetry-related clashes.

## 5.3 Torsion angles [i](#)

### 5.3.1 Protein backbone [i](#)

In the following table, the Percentiles column shows the percent Ramachandran outliers of the chain as a percentile score with respect to all X-ray entries followed by that with respect to entries

of similar resolution.

The Analysed column shows the number of residues for which the backbone conformation was analysed, and the total number of residues.

Mol	Chain	Analysed	Favoured	Allowed	Outliers	Percentiles	
3	A	363/392 (93%)	257 (71%)	81 (22%)	25 (7%)	1	17
3	B	363/392 (93%)	256 (70%)	80 (22%)	27 (7%)	1	16
3	E	363/392 (93%)	257 (71%)	81 (22%)	25 (7%)	1	17
3	F	363/392 (93%)	256 (70%)	80 (22%)	27 (7%)	1	16
3	I	363/392 (93%)	258 (71%)	79 (22%)	26 (7%)	1	16
3	J	363/392 (93%)	256 (70%)	79 (22%)	28 (8%)	1	15
3	M	363/392 (93%)	258 (71%)	81 (22%)	24 (7%)	1	18
3	N	363/392 (93%)	257 (71%)	79 (22%)	27 (7%)	1	16
All	All	2904/3136 (93%)	2055 (71%)	640 (22%)	209 (7%)	1	16

All (209) Ramachandran outliers are listed below:

Mol	Chain	Res	Type
3	A	320	SER
3	A	334	TRP
3	B	96	ILE
3	B	169	GLN
3	B	358	GLU
3	B	370	SER
3	E	303	LYS
3	E	320	SER
3	E	334	TRP
3	F	96	ILE
3	F	169	GLN
3	F	358	GLU
3	F	370	SER
3	I	320	SER
3	I	334	TRP
3	J	96	ILE
3	J	169	GLN
3	J	358	GLU
3	J	370	SER
3	M	320	SER
3	M	334	TRP
3	N	96	ILE
3	N	169	GLN

*Continued on next page...*

*Continued from previous page...*

<b>Mol</b>	<b>Chain</b>	<b>Res</b>	<b>Type</b>
3	N	358	GLU
3	N	370	SER
3	A	93	THR
3	A	128	TYR
3	A	136	GLY
3	A	184	ARG
3	A	221	ILE
3	A	303	LYS
3	A	331	ASN
3	A	406	ALA
3	B	62	GLY
3	B	136	GLY
3	B	167	HIS
3	B	171	LYS
3	B	214	ARG
3	B	215	VAL
3	B	233	LYS
3	B	243	ALA
3	B	273	GLN
3	B	348	TYR
3	E	93	THR
3	E	128	TYR
3	E	136	GLY
3	E	184	ARG
3	E	221	ILE
3	E	331	ASN
3	E	406	ALA
3	F	62	GLY
3	F	136	GLY
3	F	167	HIS
3	F	170	LEU
3	F	171	LYS
3	F	214	ARG
3	F	215	VAL
3	F	233	LYS
3	F	243	ALA
3	F	273	GLN
3	F	348	TYR
3	I	93	THR
3	I	128	TYR
3	I	136	GLY
3	I	184	ARG

*Continued on next page...*

*Continued from previous page...*

<b>Mol</b>	<b>Chain</b>	<b>Res</b>	<b>Type</b>
3	I	221	ILE
3	I	303	LYS
3	I	331	ASN
3	I	406	ALA
3	J	62	GLY
3	J	136	GLY
3	J	167	HIS
3	J	170	LEU
3	J	171	LYS
3	J	214	ARG
3	J	215	VAL
3	J	233	LYS
3	J	243	ALA
3	J	273	GLN
3	J	348	TYR
3	M	93	THR
3	M	128	TYR
3	M	136	GLY
3	M	184	ARG
3	M	221	ILE
3	M	303	LYS
3	M	331	ASN
3	M	406	ALA
3	N	136	GLY
3	N	167	HIS
3	N	171	LYS
3	N	214	ARG
3	N	215	VAL
3	N	233	LYS
3	N	243	ALA
3	N	273	GLN
3	N	348	TYR
3	A	201	HIS
3	A	222	GLY
3	A	302	PRO
3	B	111	VAL
3	B	170	LEU
3	B	181	MET
3	B	201	HIS
3	B	222	GLY
3	B	229	THR
3	B	329	ALA

*Continued on next page...*

*Continued from previous page...*

<b>Mol</b>	<b>Chain</b>	<b>Res</b>	<b>Type</b>
3	B	359	ASN
3	E	201	HIS
3	E	222	GLY
3	E	302	PRO
3	F	111	VAL
3	F	181	MET
3	F	201	HIS
3	F	211	VAL
3	F	222	GLY
3	F	229	THR
3	F	329	ALA
3	F	359	ASN
3	I	201	HIS
3	I	222	GLY
3	I	302	PRO
3	I	322	GLY
3	J	111	VAL
3	J	181	MET
3	J	201	HIS
3	J	211	VAL
3	J	222	GLY
3	J	229	THR
3	J	359	ASN
3	M	201	HIS
3	M	222	GLY
3	M	302	PRO
3	N	62	GLY
3	N	111	VAL
3	N	170	LEU
3	N	181	MET
3	N	201	HIS
3	N	222	GLY
3	N	229	THR
3	N	329	ALA
3	N	359	ASN
3	A	83	THR
3	A	167	HIS
3	A	223	PRO
3	A	290	SER
3	A	322	GLY
3	B	211	VAL
3	B	350	VAL

*Continued on next page...*



*Continued from previous page...*

<b>Mol</b>	<b>Chain</b>	<b>Res</b>	<b>Type</b>
3	E	83	THR
3	E	167	HIS
3	E	290	SER
3	E	307	ASP
3	E	322	GLY
3	F	350	VAL
3	I	83	THR
3	I	167	HIS
3	I	290	SER
3	I	307	ASP
3	J	329	ALA
3	J	350	VAL
3	M	83	THR
3	M	167	HIS
3	M	322	GLY
3	N	211	VAL
3	N	350	VAL
3	A	307	ASP
3	A	330	GLY
3	A	346	TYR
3	B	292	PRO
3	E	223	PRO
3	E	330	GLY
3	F	292	PRO
3	I	223	PRO
3	I	330	GLY
3	I	340	THR
3	I	346	TYR
3	J	179	THR
3	J	292	PRO
3	M	223	PRO
3	M	290	SER
3	M	307	ASP
3	M	330	GLY
3	N	292	PRO
3	A	324	LYS
3	B	179	THR
3	B	320	SER
3	E	346	TYR
3	F	168	TYR
3	F	179	THR
3	J	168	TYR

*Continued on next page...*

*Continued from previous page...*

Mol	Chain	Res	Type
3	J	320	SER
3	N	179	THR
3	N	320	SER
3	A	96	ILE
3	A	292	PRO
3	E	96	ILE
3	E	292	PRO
3	I	292	PRO
3	I	402	GLY
3	M	96	ILE
3	M	292	PRO
3	A	211	VAL
3	E	402	GLY
3	I	96	ILE
3	I	211	VAL
3	M	211	VAL
3	M	402	GLY
3	E	211	VAL

### 5.3.2 Protein sidechains [i](#)

In the following table, the Percentiles column shows the percent sidechain outliers of the chain as a percentile score with respect to all X-ray entries followed by that with respect to entries of similar resolution.

The Analysed column shows the number of residues for which the sidechain conformation was analysed, and the total number of residues.

Mol	Chain	Analysed	Rotameric	Outliers	Percentiles	
3	A	310/333 (93%)	278 (90%)	32 (10%)	7	27
3	B	310/333 (93%)	276 (89%)	34 (11%)	6	25
3	E	310/333 (93%)	278 (90%)	32 (10%)	7	27
3	F	310/333 (93%)	277 (89%)	33 (11%)	6	26
3	I	310/333 (93%)	278 (90%)	32 (10%)	7	27
3	J	310/333 (93%)	277 (89%)	33 (11%)	6	26
3	M	310/333 (93%)	278 (90%)	32 (10%)	7	27
3	N	310/333 (93%)	275 (89%)	35 (11%)	6	24
All	All	2480/2664 (93%)	2217 (89%)	263 (11%)	6	26

All (263) residues with a non-rotameric sidechain are listed below:

Mol	Chain	Res	Type
3	A	40	LYS
3	A	44	LYS
3	A	49	GLU
3	A	61	LYS
3	A	66	ASN
3	A	69	ASP
3	A	79	ASP
3	A	83	THR
3	A	138	THR
3	A	158	ASP
3	A	168	TYR
3	A	209	LEU
3	A	221	ILE
3	A	225	LEU
3	A	227	ARG
3	A	241	SER
3	A	271	SER
3	A	304	THR
3	A	317	LEU
3	A	324	LYS
3	A	325	PHE
3	A	327	LYS
3	A	331	ASN
3	A	336	ASP
3	A	354	ASP
3	A	356	GLU
3	A	370	SER
3	A	372	ILE
3	A	374	LYS
3	A	387	VAL
3	A	404	GLN
3	A	411	ASP
3	B	46	ASN
3	B	73	GLU
3	B	83	THR
3	B	84	LYS
3	B	96	ILE
3	B	103	ASP
3	B	126	GLU
3	B	138	THR
3	B	169	GLN
3	B	182	ARG
3	B	201	HIS

*Continued on next page...*

*Continued from previous page...*

<b>Mol</b>	<b>Chain</b>	<b>Res</b>	<b>Type</b>
3	B	212	LEU
3	B	215	VAL
3	B	224	MET
3	B	236	GLN
3	B	251	GLN
3	B	265	GLN
3	B	309	CYS
3	B	313	THR
3	B	328	SER
3	B	334	TRP
3	B	352	ARG
3	B	355	GLN
3	B	369	ILE
3	B	377	GLU
3	B	385	LYS
3	B	389	GLN
3	B	390	HIS
3	B	404	GLN
3	B	407	SER
3	B	413	HIS
3	B	414	ARG
3	B	415	MET
3	B	416	MET
3	E	40	LYS
3	E	44	LYS
3	E	49	GLU
3	E	61	LYS
3	E	66	ASN
3	E	69	ASP
3	E	79	ASP
3	E	83	THR
3	E	138	THR
3	E	158	ASP
3	E	168	TYR
3	E	209	LEU
3	E	221	ILE
3	E	225	LEU
3	E	227	ARG
3	E	241	SER
3	E	271	SER
3	E	304	THR
3	E	317	LEU

*Continued on next page...*

*Continued from previous page...*

<b>Mol</b>	<b>Chain</b>	<b>Res</b>	<b>Type</b>
3	E	324	LYS
3	E	325	PHE
3	E	327	LYS
3	E	331	ASN
3	E	336	ASP
3	E	354	ASP
3	E	356	GLU
3	E	370	SER
3	E	372	ILE
3	E	374	LYS
3	E	387	VAL
3	E	404	GLN
3	E	411	ASP
3	F	46	ASN
3	F	73	GLU
3	F	83	THR
3	F	84	LYS
3	F	96	ILE
3	F	103	ASP
3	F	126	GLU
3	F	138	THR
3	F	169	GLN
3	F	182	ARG
3	F	201	HIS
3	F	212	LEU
3	F	215	VAL
3	F	224	MET
3	F	236	GLN
3	F	251	GLN
3	F	265	GLN
3	F	309	CYS
3	F	313	THR
3	F	328	SER
3	F	334	TRP
3	F	352	ARG
3	F	355	GLN
3	F	369	ILE
3	F	377	GLU
3	F	385	LYS
3	F	389	GLN
3	F	390	HIS
3	F	404	GLN

*Continued on next page...*

*Continued from previous page...*

<b>Mol</b>	<b>Chain</b>	<b>Res</b>	<b>Type</b>
3	F	407	SER
3	F	413	HIS
3	F	414	ARG
3	F	416	MET
3	I	40	LYS
3	I	44	LYS
3	I	49	GLU
3	I	61	LYS
3	I	66	ASN
3	I	69	ASP
3	I	79	ASP
3	I	83	THR
3	I	138	THR
3	I	158	ASP
3	I	168	TYR
3	I	209	LEU
3	I	221	ILE
3	I	225	LEU
3	I	227	ARG
3	I	241	SER
3	I	271	SER
3	I	304	THR
3	I	317	LEU
3	I	324	LYS
3	I	325	PHE
3	I	327	LYS
3	I	331	ASN
3	I	336	ASP
3	I	354	ASP
3	I	356	GLU
3	I	370	SER
3	I	372	ILE
3	I	374	LYS
3	I	387	VAL
3	I	404	GLN
3	I	411	ASP
3	J	46	ASN
3	J	73	GLU
3	J	83	THR
3	J	84	LYS
3	J	96	ILE
3	J	103	ASP

*Continued on next page...*

*Continued from previous page...*

<b>Mol</b>	<b>Chain</b>	<b>Res</b>	<b>Type</b>
3	J	126	GLU
3	J	138	THR
3	J	169	GLN
3	J	182	ARG
3	J	201	HIS
3	J	212	LEU
3	J	215	VAL
3	J	224	MET
3	J	236	GLN
3	J	251	GLN
3	J	265	GLN
3	J	309	CYS
3	J	313	THR
3	J	328	SER
3	J	334	TRP
3	J	352	ARG
3	J	355	GLN
3	J	369	ILE
3	J	377	GLU
3	J	385	LYS
3	J	390	HIS
3	J	404	GLN
3	J	407	SER
3	J	413	HIS
3	J	414	ARG
3	J	415	MET
3	J	416	MET
3	M	40	LYS
3	M	44	LYS
3	M	49	GLU
3	M	61	LYS
3	M	66	ASN
3	M	69	ASP
3	M	79	ASP
3	M	83	THR
3	M	138	THR
3	M	158	ASP
3	M	168	TYR
3	M	209	LEU
3	M	221	ILE
3	M	225	LEU
3	M	227	ARG

*Continued on next page...*

*Continued from previous page...*

<b>Mol</b>	<b>Chain</b>	<b>Res</b>	<b>Type</b>
3	M	241	SER
3	M	271	SER
3	M	304	THR
3	M	317	LEU
3	M	324	LYS
3	M	325	PHE
3	M	327	LYS
3	M	331	ASN
3	M	336	ASP
3	M	354	ASP
3	M	356	GLU
3	M	370	SER
3	M	372	ILE
3	M	374	LYS
3	M	387	VAL
3	M	404	GLN
3	M	411	ASP
3	N	46	ASN
3	N	66	ASN
3	N	73	GLU
3	N	83	THR
3	N	84	LYS
3	N	96	ILE
3	N	103	ASP
3	N	126	GLU
3	N	138	THR
3	N	169	GLN
3	N	182	ARG
3	N	201	HIS
3	N	212	LEU
3	N	215	VAL
3	N	224	MET
3	N	236	GLN
3	N	251	GLN
3	N	265	GLN
3	N	309	CYS
3	N	313	THR
3	N	328	SER
3	N	334	TRP
3	N	352	ARG
3	N	355	GLN
3	N	369	ILE

*Continued on next page...*



*Continued from previous page...*

Mol	Chain	Res	Type
3	N	377	GLU
3	N	385	LYS
3	N	389	GLN
3	N	390	HIS
3	N	404	GLN
3	N	407	SER
3	N	413	HIS
3	N	414	ARG
3	N	415	MET
3	N	416	MET

Sometimes sidechains can be flipped to improve hydrogen bonding and reduce clashes. All (123) such sidechains are listed below:

Mol	Chain	Res	Type
3	A	46	ASN
3	A	51	ASN
3	A	53	GLN
3	A	66	ASN
3	A	169	GLN
3	A	176	ASN
3	A	201	HIS
3	A	204	ASN
3	A	232	ASN
3	A	236	GLN
3	A	262	GLN
3	A	331	ASN
3	A	379	HIS
3	A	389	GLN
3	A	404	GLN
3	B	53	GLN
3	B	66	ASN
3	B	110	HIS
3	B	162	ASN
3	B	169	GLN
3	B	200	ASN
3	B	206	GLN
3	B	232	ASN
3	B	251	GLN
3	B	276	ASN
3	B	295	GLN
3	B	331	ASN
3	B	339	GLN

*Continued on next page...*

*Continued from previous page...*

<b>Mol</b>	<b>Chain</b>	<b>Res</b>	<b>Type</b>
3	B	379	HIS
3	B	389	GLN
3	B	413	HIS
3	E	46	ASN
3	E	51	ASN
3	E	53	GLN
3	E	66	ASN
3	E	86	HIS
3	E	169	GLN
3	E	176	ASN
3	E	201	HIS
3	E	204	ASN
3	E	232	ASN
3	E	236	GLN
3	E	262	GLN
3	E	331	ASN
3	E	379	HIS
3	E	389	GLN
3	E	404	GLN
3	F	53	GLN
3	F	66	ASN
3	F	162	ASN
3	F	169	GLN
3	F	200	ASN
3	F	217	HIS
3	F	232	ASN
3	F	251	GLN
3	F	273	GLN
3	F	295	GLN
3	F	331	ASN
3	F	339	GLN
3	F	379	HIS
3	F	389	GLN
3	F	413	HIS
3	I	46	ASN
3	I	51	ASN
3	I	53	GLN
3	I	66	ASN
3	I	169	GLN
3	I	176	ASN
3	I	201	HIS
3	I	204	ASN

*Continued on next page...*

*Continued from previous page...*

<b>Mol</b>	<b>Chain</b>	<b>Res</b>	<b>Type</b>
3	I	232	ASN
3	I	236	GLN
3	I	262	GLN
3	I	331	ASN
3	I	379	HIS
3	I	389	GLN
3	I	404	GLN
3	J	53	GLN
3	J	66	ASN
3	J	110	HIS
3	J	169	GLN
3	J	200	ASN
3	J	217	HIS
3	J	232	ASN
3	J	251	GLN
3	J	276	ASN
3	J	295	GLN
3	J	331	ASN
3	J	339	GLN
3	J	379	HIS
3	J	389	GLN
3	J	413	HIS
3	M	46	ASN
3	M	51	ASN
3	M	53	GLN
3	M	66	ASN
3	M	169	GLN
3	M	176	ASN
3	M	201	HIS
3	M	204	ASN
3	M	232	ASN
3	M	236	GLN
3	M	262	GLN
3	M	331	ASN
3	M	379	HIS
3	M	389	GLN
3	M	404	GLN
3	N	53	GLN
3	N	66	ASN
3	N	110	HIS
3	N	162	ASN
3	N	169	GLN

*Continued on next page...*

*Continued from previous page...*

Mol	Chain	Res	Type
3	N	200	ASN
3	N	206	GLN
3	N	232	ASN
3	N	251	GLN
3	N	276	ASN
3	N	295	GLN
3	N	331	ASN
3	N	339	GLN
3	N	379	HIS
3	N	389	GLN
3	N	413	HIS

### 5.3.3 RNA [i](#)

Mol	Chain	Analysed	Backbone Outliers	Pucker Outliers
1	C	236/246 (95%)	48 (20%)	14 (5%)
1	G	236/246 (95%)	48 (20%)	14 (5%)
1	K	236/246 (95%)	48 (20%)	14 (5%)
1	O	236/246 (95%)	48 (20%)	14 (5%)
2	D	3/4 (75%)	0	0
2	H	3/4 (75%)	0	0
2	L	3/4 (75%)	0	0
2	P	3/4 (75%)	0	0
All	All	956/1000 (95%)	192 (20%)	56 (5%)

All (192) RNA backbone outliers are listed below:

Mol	Chain	Res	Type
1	C	36	A
1	C	37	A
1	C	46	A
1	C	58	A
1	C	59	C
1	C	60	C
1	C	77	U
1	C	78	A
1	C	86	C
1	C	103(A)	A
1	C	105	C
1	C	111	G
1	C	113	A

*Continued on next page...*

*Continued from previous page...*

<b>Mol</b>	<b>Chain</b>	<b>Res</b>	<b>Type</b>
1	C	118	C
1	C	119	A
1	C	120	A
1	C	121	C
1	C	126	A
1	C	127	U
1	C	140	U
1	C	148	A
1	C	150	U
1	C	151	G
1	C	160	U
1	C	161	G
1	C	173	U
1	C	174	C
1	C	175	U
1	C	176	A
1	C	177	G
1	C	185	A
1	C	186	U
1	C	187	A
1	C	188	U
1	C	194	G
1	C	195	A
1	C	196	A
1	C	197	C
1	C	198	A
1	C	199	U
1	C	217	A
1	C	218	G
1	C	228	A
1	C	243	A
1	C	245	C
1	C	246	A
1	C	247	U
1	C	249	A
1	G	36	A
1	G	37	A
1	G	46	A
1	G	58	A
1	G	59	C
1	G	60	C
1	G	77	U

*Continued on next page...*

*Continued from previous page...*

<b>Mol</b>	<b>Chain</b>	<b>Res</b>	<b>Type</b>
1	G	78	A
1	G	86	C
1	G	103(A)	A
1	G	105	C
1	G	111	G
1	G	113	A
1	G	118	C
1	G	119	A
1	G	120	A
1	G	121	C
1	G	126	A
1	G	127	U
1	G	140	U
1	G	148	A
1	G	150	U
1	G	151	G
1	G	160	U
1	G	161	G
1	G	173	U
1	G	174	C
1	G	175	U
1	G	176	A
1	G	177	G
1	G	185	A
1	G	186	U
1	G	187	A
1	G	188	U
1	G	194	G
1	G	195	A
1	G	196	A
1	G	197	C
1	G	198	A
1	G	199	U
1	G	217	A
1	G	218	G
1	G	228	A
1	G	243	A
1	G	245	C
1	G	246	A
1	G	247	U
1	G	249	A
1	K	36	A

*Continued on next page...*

*Continued from previous page...*

<b>Mol</b>	<b>Chain</b>	<b>Res</b>	<b>Type</b>
1	K	37	A
1	K	46	A
1	K	58	A
1	K	59	C
1	K	60	C
1	K	77	U
1	K	78	A
1	K	86	C
1	K	103(A)	A
1	K	105	C
1	K	111	G
1	K	113	A
1	K	118	C
1	K	119	A
1	K	120	A
1	K	121	C
1	K	126	A
1	K	127	U
1	K	140	U
1	K	148	A
1	K	150	U
1	K	151	G
1	K	160	U
1	K	161	G
1	K	173	U
1	K	174	C
1	K	175	U
1	K	176	A
1	K	177	G
1	K	185	A
1	K	186	U
1	K	187	A
1	K	188	U
1	K	194	G
1	K	195	A
1	K	196	A
1	K	197	C
1	K	198	A
1	K	199	U
1	K	217	A
1	K	218	G
1	K	228	A

*Continued on next page...*

*Continued from previous page...*

<b>Mol</b>	<b>Chain</b>	<b>Res</b>	<b>Type</b>
1	K	243	A
1	K	245	C
1	K	246	A
1	K	247	U
1	K	249	A
1	O	36	A
1	O	37	A
1	O	46	A
1	O	58	A
1	O	59	C
1	O	60	C
1	O	77	U
1	O	78	A
1	O	86	C
1	O	103(A)	A
1	O	105	C
1	O	111	G
1	O	113	A
1	O	118	C
1	O	119	A
1	O	120	A
1	O	121	C
1	O	126	A
1	O	127	U
1	O	140	U
1	O	148	A
1	O	150	U
1	O	151	G
1	O	160	U
1	O	161	G
1	O	173	U
1	O	174	C
1	O	175	U
1	O	176	A
1	O	177	G
1	O	185	A
1	O	186	U
1	O	187	A
1	O	188	U
1	O	194	G
1	O	195	A
1	O	196	A

*Continued on next page...*



*Continued from previous page...*

Mol	Chain	Res	Type
1	O	197	C
1	O	198	A
1	O	199	U
1	O	217	A
1	O	218	G
1	O	228	A
1	O	243	A
1	O	245	C
1	O	246	A
1	O	247	U
1	O	249	A

All (56) RNA pucker outliers are listed below:

Mol	Chain	Res	Type
1	C	58	A
1	C	118	C
1	C	119	A
1	C	120	A
1	C	139	G
1	C	159	A
1	C	160	U
1	C	173	U
1	C	184	G
1	C	185	A
1	C	187	A
1	C	216	A
1	C	217	A
1	C	246	A
1	G	58	A
1	G	118	C
1	G	119	A
1	G	120	A
1	G	139	G
1	G	159	A
1	G	160	U
1	G	173	U
1	G	184	G
1	G	185	A
1	G	187	A
1	G	216	A
1	G	217	A

*Continued on next page...*

*Continued from previous page...*

Mol	Chain	Res	Type
1	G	246	A
1	K	58	A
1	K	118	C
1	K	119	A
1	K	120	A
1	K	139	G
1	K	159	A
1	K	160	U
1	K	173	U
1	K	184	G
1	K	185	A
1	K	187	A
1	K	216	A
1	K	217	A
1	K	246	A
1	O	58	A
1	O	118	C
1	O	119	A
1	O	120	A
1	O	139	G
1	O	159	A
1	O	160	U
1	O	173	U
1	O	184	G
1	O	185	A
1	O	187	A
1	O	216	A
1	O	217	A
1	O	246	A

#### 5.4 Non-standard residues in protein, DNA, RNA chains [i](#)

There are no non-standard protein/DNA/RNA residues in this entry.

#### 5.5 Carbohydrates [i](#)

There are no monosaccharides in this entry.

#### 5.6 Ligand geometry [i](#)

There are no ligands in this entry.

## 5.7 Other polymers [i](#)

There are no such residues in this entry.

## 5.8 Polymer linkage issues [i](#)

There are no chain breaks in this entry.

## 6 Fit of model and data [i](#)

### 6.1 Protein, DNA and RNA chains [i](#)

In the following table, the column labelled ‘#RSRZ > 2’ contains the number (and percentage) of RSRZ outliers, followed by percent RSRZ outliers for the chain as percentile scores relative to all X-ray entries and entries of similar resolution. The OWAB column contains the minimum, median, 95<sup>th</sup> percentile and maximum values of the occupancy-weighted average B-factor per residue. The column labelled ‘Q < 0.9’ lists the number of (and percentage) of residues with an average occupancy less than 0.9.

Mol	Chain	Analysed	<RSRZ>	#RSRZ>2	OWAB(Å <sup>2</sup> )	Q<0.9
1	C	238/246 (96%)	-0.22	2 (0%) 86 79	185, 211, 244, 250	0
1	G	238/246 (96%)	-0.24	1 (0%) 92 87	185, 211, 244, 250	0
1	K	238/246 (96%)	-0.25	1 (0%) 92 87	185, 211, 244, 250	0
1	O	238/246 (96%)	-0.20	2 (0%) 86 79	185, 211, 244, 250	0
2	D	4/4 (100%)	0.17	0 100 100	198, 208, 211, 236	0
2	H	4/4 (100%)	-0.00	0 100 100	198, 208, 211, 236	0
2	L	4/4 (100%)	-0.15	0 100 100	198, 208, 211, 236	0
2	P	4/4 (100%)	-0.24	0 100 100	198, 208, 211, 236	0
3	A	367/392 (93%)	-0.08	3 (0%) 86 79	191, 213, 229, 240	0
3	B	367/392 (93%)	-0.14	4 (1%) 80 72	187, 209, 225, 233	0
3	E	367/392 (93%)	-0.04	8 (2%) 62 52	191, 213, 229, 240	0
3	F	367/392 (93%)	-0.15	7 (1%) 66 58	187, 209, 225, 233	0
3	I	367/392 (93%)	0.04	11 (2%) 50 39	191, 213, 229, 240	0
3	J	367/392 (93%)	-0.11	3 (0%) 86 79	187, 209, 225, 233	0
3	M	367/392 (93%)	-0.04	2 (0%) 91 85	191, 213, 229, 240	0
3	N	367/392 (93%)	-0.16	4 (1%) 80 72	187, 209, 225, 233	0
All	All	3904/4136 (94%)	-0.12	48 (1%) 79 70	185, 211, 232, 250	0

All (48) RSRZ outliers are listed below:

Mol	Chain	Res	Type	RSRZ
3	I	413	HIS	5.1
1	O	194	G	4.1
3	N	364	PHE	3.6
3	F	364	PHE	3.4
1	C	194	G	3.4

*Continued on next page...*

*Continued from previous page...*

<b>Mol</b>	<b>Chain</b>	<b>Res</b>	<b>Type</b>	<b>RSRZ</b>
3	A	104	PRO	3.2
1	K	194	G	3.1
3	A	268	ILE	3.1
3	E	268	ILE	3.0
3	B	364	PHE	3.0
3	E	132	THR	2.9
3	M	312	PHE	2.9
3	B	325	PHE	2.7
3	F	325	PHE	2.7
3	E	196	ILE	2.7
3	J	364	PHE	2.6
3	B	107	PRO	2.6
3	N	366	PHE	2.6
3	M	196	ILE	2.5
3	I	196	ILE	2.5
3	N	325	PHE	2.5
3	E	416	MET	2.4
3	J	366	PHE	2.4
3	F	312	PHE	2.4
3	I	302	PRO	2.4
3	E	349	PHE	2.3
3	I	253	TRP	2.3
3	I	212	LEU	2.3
3	N	107	PRO	2.2
3	E	131	PHE	2.2
3	I	303	LYS	2.2
3	J	325	PHE	2.2
3	F	317	LEU	2.2
3	B	366	PHE	2.2
3	F	68	TRP	2.2
3	E	104	PRO	2.2
3	F	366	PHE	2.2
1	C	36	A	2.2
3	A	102	ILE	2.1
3	I	409	ALA	2.1
1	G	194	G	2.1
3	F	242	PHE	2.1
3	I	364	PHE	2.1
1	O	175	U	2.1
3	I	396	VAL	2.0
3	I	321	SER	2.0
3	I	412	GLN	2.0

*Continued on next page...*

*Continued from previous page...*

Mol	Chain	Res	Type	RSRZ
3	E	312	PHE	2.0

## 6.2 Non-standard residues in protein, DNA, RNA chains [i](#)

There are no non-standard protein/DNA/RNA residues in this entry.

## 6.3 Carbohydrates [i](#)

There are no monosaccharides in this entry.

## 6.4 Ligands [i](#)

There are no ligands in this entry.

## 6.5 Other polymers [i](#)

There are no such residues in this entry.