



wwPDB X-ray Structure Validation Summary Report ⓘ

Oct 10, 2023 – 06:01 AM EDT

PDB ID : 4V87
Title : Crystal structure analysis of ribosomal decoding.
Authors : Demeshkina, N.; Jenner, L.; Yusupov, M.; Yusupova, G.
Deposited on : 2011-09-20
Resolution : 3.10 Å(reported)

This is a wwPDB X-ray Structure Validation Summary Report for a publicly released PDB entry.

We welcome your comments at validation@mail.wwpdb.org

A user guide is available at

<https://www.wwpdb.org/validation/2017/XrayValidationReportHelp>

with specific help available everywhere you see the ⓘ symbol.

The types of validation reports are described at

<http://www.wwpdb.org/validation/2017/FAQs#types>.

The following versions of software and data (see [references ⓘ](#)) were used in the production of this report:

MolProbity : 4.02b-467
Xtriage (Phenix) : 1.13
EDS : 2.35.1
Percentile statistics : 20191225.v01 (using entries in the PDB archive December 25th 2019)
Refmac : 5.8.0158
CCP4 : 7.0.044 (Gargrove)
Ideal geometry (proteins) : Engh & Huber (2001)
Ideal geometry (DNA, RNA) : Parkinson et al. (1996)
Validation Pipeline (wwPDB-VP) : 2.35.1

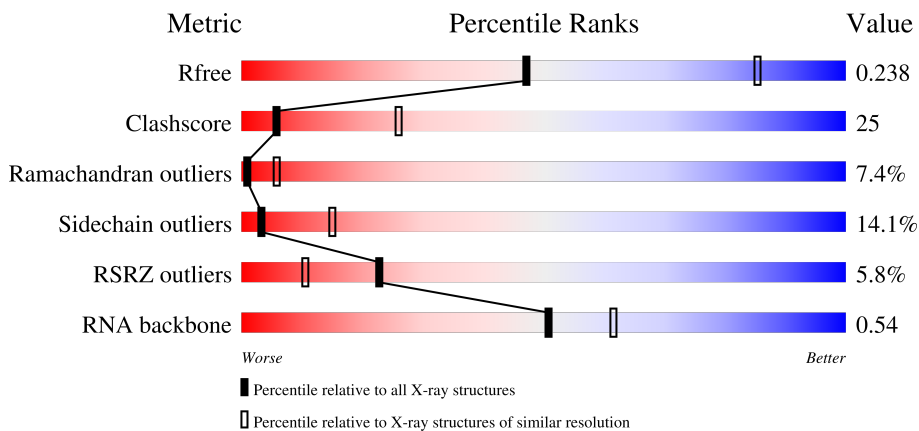
1 Overall quality at a glance

The following experimental techniques were used to determine the structure:

X-RAY DIFFRACTION

The reported resolution of this entry is 3.10 Å.

Percentile scores (ranging between 0-100) for global validation metrics of the entry are shown in the following graphic. The table shows the number of entries on which the scores are based.





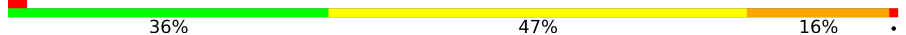




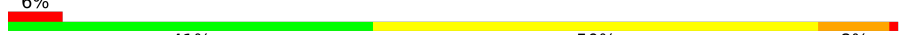










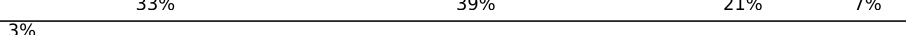

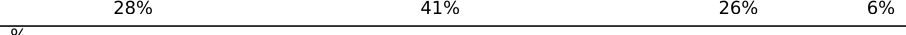




Metric	Whole archive (#Entries)	Similar resolution (#Entries, resolution range(Å))
R_{free}	130704	1094 (3.10-3.10)
Clashscore	141614	1184 (3.10-3.10)
Ramachandran outliers	138981	1141 (3.10-3.10)
Sidechain outliers	138945	1141 (3.10-3.10)
RSRZ outliers	127900	1067 (3.10-3.10)
RNA backbone	3102	1116 (3.40-2.80)

The table below summarises the geometric issues observed across the polymeric chains and their fit to the electron density. The red, orange, yellow and green segments of the lower bar indicate the fraction of residues that contain outliers for ≥ 3 , 2, 1 and 0 types of geometric quality criteria respectively. A grey segment represents the fraction of residues that are not modelled. The numeric value for each fraction is indicated below the corresponding segment, with a dot representing fractions $\leq 5\%$. The upper red bar (where present) indicates the fraction of residues that have poor fit to the electron density. The numeric value is given above the bar.

Mol	Chain	Length	Quality of chain
1	AA	2912	 4% 41% 45% 14%
1	DA	2912	 5% 41% 43% 16%
2	AB	122	 37% 45% 16% 2%
2	DB	122	 33% 48% 19% 2%

Continued on next page...

Continued from previous page...

Mol	Chain	Length	Quality of chain
3	AD	272	
3	DD	272	
4	AE	205	
4	DE	205	
5	AF	208	
5	DF	208	
6	AG	181	
6	DG	181	
7	AH	170	
7	DH	170	
8	AK	146	
8	DK	146	
9	AM	138	
9	DM	138	
10	AN	122	
10	DN	122	
11	AO	150	
11	DO	150	
12	AP	141	
12	DP	141	
13	A0	118	
13	D0	118	
14	AQ	111	
14	DQ	111	
15	AR	137	

Continued on next page...

Continued from previous page...

Mol	Chain	Length	Quality of chain
15	DR	137	2% 32% 50% 17%
16	A1	117	2% 54% 38% 8%
16	D1	117	51% 40% 9%
17	A2	101	2% 45% 42% 14%
17	D2	101	38% 41% 19%
18	AS	113	45% 40% 14%
18	DS	113	50% 44% 5%
19	AT	92	49% 42% 9%
19	DT	92	39% 51% 10%
20	AU	102	2% 34% 43% 21%
20	DU	102	15% 28% 49% 20%
21	AV	179	18% 27% 53% 16%
21	DV	179	19% 36% 47% 16%
22	A3	77	51% 45%
22	D3	77	49% 47%
23	AZ	97	4% 52% 41% 6%
23	DZ	97	3% 56% 28% 14%
24	AW	69	42% 42% 10%
24	DW	69	45% 42% 12%
25	AX	59	2% 61% 34% 5%
25	DX	59	2% 58% 41%
26	A4	66	30% 29% 44% 26%
26	D4	66	23% 20% 50% 24% 5%
27	A5	59	7% 39% 34% 24%
27	D5	59	10% 42% 42% 14%

Continued on next page...

Continued from previous page...

Mol	Chain	Length	Quality of chain
28	A6	45	
28	D6	45	
29	A7	49	
29	D7	49	
30	A8	61	
30	D8	61	
31	BA	1506	
31	CA	1506	
32	BE	256	
32	CE	256	
33	BF	239	
33	CF	239	
34	BG	208	
34	CG	208	
35	BH	162	
35	CH	162	
36	BI	101	
36	CI	101	
37	BJ	156	
37	CJ	156	
38	BK	138	
38	CK	138	
39	BL	128	
39	CL	128	
40	BM	105	

Continued on next page...

Continued from previous page...

Mol	Chain	Length	Quality of chain
40	CM	105	
41	BN	129	
41	CN	129	
42	BO	132	
42	CO	132	
43	BP	126	
43	CP	126	
44	BQ	61	
44	CQ	61	
45	BR	89	
45	CR	89	
46	BS	88	
46	CS	88	
47	BT	105	
47	CT	105	
48	BU	88	
48	CU	88	
49	BV	93	
49	CV	93	
50	BW	106	
50	CW	106	
51	BX	27	
51	CX	27	
52	BB	87	
52	CB	87	

Continued on next page...

Continued from previous page...

Mol	Chain	Length	Quality of chain
53	BC	77	
53	BD	77	
53	CC	77	
53	CD	77	
54	B1	10	
54	C1	10	

The following table lists non-polymeric compounds, carbohydrate monomers and non-standard residues in protein, DNA, RNA chains that are outliers for geometric or electron-density-fit criteria:

Mol	Type	Chain	Res	Chirality	Geometry	Clashes	Electron density
55	MG	A3	101	-	-	-	X
55	MG	A6	101	-	-	-	X
55	MG	AA	3049	-	-	-	X
55	MG	AA	3062	-	-	-	X
55	MG	AA	3066	-	-	-	X
55	MG	AA	3074	-	-	-	X
55	MG	AA	3077	-	-	-	X
55	MG	AA	3079	-	-	-	X
55	MG	AA	3098	-	-	-	X
55	MG	AA	3106	-	-	-	X
55	MG	AA	3108	-	-	-	X
55	MG	AA	3121	-	-	-	X
55	MG	AA	3148	-	-	-	X
55	MG	AA	3155	-	-	-	X
55	MG	AA	3164	-	-	-	X
55	MG	AA	3172	-	-	-	X
55	MG	AA	3173	-	-	-	X
55	MG	AA	3209	-	-	-	X
55	MG	AA	3223	-	-	-	X
55	MG	AA	3231	-	-	-	X
55	MG	AA	3234	-	-	-	X
55	MG	AA	3235	-	-	-	X
55	MG	AA	3247	-	-	-	X
55	MG	AA	3251	-	-	-	X
55	MG	AA	3276	-	-	-	X
55	MG	AA	3277	-	-	-	X
55	MG	AA	3291	-	-	-	X

Continued on next page...

Continued from previous page...

Mol	Type	Chain	Res	Chirality	Geometry	Clashes	Electron density
55	MG	AA	3294	-	-	-	X
55	MG	AA	3301	-	-	-	X
55	MG	AA	3303	-	-	-	X
55	MG	AA	3314	-	-	-	X
55	MG	AA	3316	-	-	-	X
55	MG	AA	3317	-	-	-	X
55	MG	AA	3318	-	-	-	X
55	MG	AA	3346	-	-	-	X
55	MG	AA	3347	-	-	-	X
55	MG	AA	3351	-	-	-	X
55	MG	AA	3352	-	-	-	X
55	MG	AA	3360	-	-	-	X
55	MG	AA	3362	-	-	-	X
55	MG	AA	3363	-	-	-	X
55	MG	AA	3364	-	-	-	X
55	MG	AA	3366	-	-	-	X
55	MG	AA	3369	-	-	-	X
55	MG	AA	3374	-	-	-	X
55	MG	AA	3378	-	-	-	X
55	MG	AA	3379	-	-	-	X
55	MG	AA	3382	-	-	-	X
55	MG	AA	3388	-	-	-	X
55	MG	AA	3409	-	-	-	X
55	MG	AA	3412	-	-	-	X
55	MG	AA	3424	-	-	-	X
55	MG	AA	3430	-	-	-	X
55	MG	AA	3431	-	-	-	X
55	MG	AA	3434	-	-	-	X
55	MG	AA	3459	-	-	-	X
55	MG	AA	3463	-	-	-	X
55	MG	AA	3464	-	-	-	X
55	MG	AA	3466	-	-	-	X
55	MG	AA	3476	-	-	-	X
55	MG	AA	3485	-	-	-	X
55	MG	AA	3488	-	-	-	X
55	MG	AA	3489	-	-	-	X
55	MG	AA	3498	-	-	-	X
55	MG	AA	3499	-	-	-	X
55	MG	AA	3500	-	-	-	X
55	MG	AA	3504	-	-	-	X
55	MG	AA	3506	-	-	-	X
55	MG	AA	3513	-	-	-	X

Continued on next page...

Continued from previous page...

Mol	Type	Chain	Res	Chirality	Geometry	Clashes	Electron density
55	MG	AA	3515	-	-	-	X
55	MG	AA	3523	-	-	-	X
55	MG	AA	3533	-	-	-	X
55	MG	AA	3536	-	-	-	X
55	MG	AA	3541	-	-	-	X
55	MG	AA	3551	-	-	-	X
55	MG	AA	3555	-	-	-	X
55	MG	AA	3557	-	-	-	X
55	MG	AA	3558	-	-	-	X
55	MG	AA	3559	-	-	-	X
55	MG	AA	3563	-	-	-	X
55	MG	AA	3565	-	-	-	X
55	MG	AA	3573	-	-	-	X
55	MG	AA	3581	-	-	-	X
55	MG	AA	3583	-	-	-	X
55	MG	AA	3593	-	-	-	X
55	MG	AA	3619	-	-	-	X
55	MG	AA	3627	-	-	-	X
55	MG	AA	3629	-	-	-	X
55	MG	AD	301	-	-	-	X
55	MG	AE	303	-	-	-	X
55	MG	AF	302	-	-	-	X
55	MG	AF	303	-	-	-	X
55	MG	BA	1609	-	-	-	X
55	MG	BA	1613	-	-	-	X
55	MG	BA	1624	-	-	-	X
55	MG	BA	1625	-	-	-	X
55	MG	BA	1630	-	-	-	X
55	MG	BA	1662	-	-	-	X
55	MG	BA	1672	-	-	-	X
55	MG	BA	1675	-	-	-	X
55	MG	BA	1685	-	-	-	X
55	MG	BA	1700	-	-	-	X
55	MG	BA	1703	-	-	-	X
55	MG	BA	1711	-	-	-	X
55	MG	BA	1712	-	-	-	X
55	MG	BA	1721	-	-	-	X
55	MG	BA	1724	-	-	-	X
55	MG	BA	1725	-	-	-	X
55	MG	BA	1726	-	-	-	X
55	MG	BA	1728	-	-	-	X
55	MG	BA	1734	-	-	-	X

Continued on next page...

Continued from previous page...

Mol	Type	Chain	Res	Chirality	Geometry	Clashes	Electron density
55	MG	BA	1736	-	-	-	X
55	MG	BA	1745	-	-	-	X
55	MG	BA	1746	-	-	-	X
55	MG	BA	1752	-	-	-	X
55	MG	BA	1766	-	-	-	X
55	MG	BA	1773	-	-	-	X
55	MG	BA	1779	-	-	-	X
55	MG	BA	1783	-	-	-	X
55	MG	BA	1794	-	-	-	X
55	MG	BA	1804	-	-	-	X
55	MG	BA	1809	-	-	-	X
55	MG	BA	1822	-	-	-	X
55	MG	BA	1823	-	-	-	X
55	MG	BA	1827	-	-	-	X
55	MG	BA	1831	-	-	-	X
55	MG	BA	1834	-	-	-	X
55	MG	BA	1835	-	-	-	X
55	MG	BA	1838	-	-	-	X
55	MG	BA	1841	-	-	-	X
55	MG	BA	1843	-	-	-	X
55	MG	BB	103	-	-	-	X
55	MG	BC	103	-	-	-	X
55	MG	BC	104	-	-	-	X
55	MG	BC	105	-	-	-	X
55	MG	BC	109	-	-	-	X
55	MG	BD	101	-	-	-	X
55	MG	BN	202	-	-	-	X
55	MG	BQ	102	-	-	-	X
55	MG	CA	1611	-	-	-	X
55	MG	CA	1612	-	-	-	X
55	MG	CA	1614	-	-	-	X
55	MG	CA	1615	-	-	-	X
55	MG	CA	1620	-	-	-	X
55	MG	CA	1630	-	-	-	X
55	MG	CA	1637	-	-	-	X
55	MG	CA	1662	-	-	-	X
55	MG	CA	1684	-	-	-	X
55	MG	CA	1704	-	-	-	X
55	MG	CA	1713	-	-	-	X
55	MG	CA	1714	-	-	-	X
55	MG	CA	1717	-	-	-	X
55	MG	CA	1720	-	-	-	X

Continued on next page...

Continued from previous page...

Mol	Type	Chain	Res	Chirality	Geometry	Clashes	Electron density
55	MG	CA	1736	-	-	-	X
55	MG	CA	1748	-	-	-	X
55	MG	CA	1750	-	-	-	X
55	MG	CA	1751	-	-	-	X
55	MG	CA	1753	-	-	-	X
55	MG	CA	1754	-	-	-	X
55	MG	CA	1755	-	-	-	X
55	MG	CA	1761	-	-	-	X
55	MG	CA	1762	-	-	-	X
55	MG	CA	1767	-	-	-	X
55	MG	CA	1770	-	-	-	X
55	MG	CA	1773	-	-	-	X
55	MG	CA	1776	-	-	-	X
55	MG	CA	1799	-	-	-	X
55	MG	CA	1807	-	-	-	X
55	MG	CB	101	-	-	-	X
55	MG	CC	104	-	-	-	X
55	MG	CC	105	-	-	-	X
55	MG	CC	106	-	-	-	X
55	MG	CC	108	-	-	-	X
55	MG	D1	201	-	-	-	X
55	MG	D1	202	-	-	-	X
55	MG	DA	3002	-	-	-	X
55	MG	DA	3010	-	-	-	X
55	MG	DA	3016	-	-	-	X
55	MG	DA	3018	-	-	-	X
55	MG	DA	3019	-	-	-	X
55	MG	DA	3024	-	-	-	X
55	MG	DA	3026	-	-	-	X
55	MG	DA	3039	-	-	-	X
55	MG	DA	3042	-	-	-	X
55	MG	DA	3053	-	-	-	X
55	MG	DA	3054	-	-	-	X
55	MG	DA	3057	-	-	-	X
55	MG	DA	3059	-	-	-	X
55	MG	DA	3063	-	-	-	X
55	MG	DA	3065	-	-	-	X
55	MG	DA	3069	-	-	-	X
55	MG	DA	3075	-	-	-	X
55	MG	DA	3086	-	-	-	X
55	MG	DA	3121	-	-	-	X
55	MG	DA	3124	-	-	-	X

Continued on next page...

Continued from previous page...

Mol	Type	Chain	Res	Chirality	Geometry	Clashes	Electron density
55	MG	DA	3151	-	-	-	X
55	MG	DA	3166	-	-	-	X
55	MG	DA	3172	-	-	-	X
55	MG	DA	3196	-	-	-	X
55	MG	DA	3201	-	-	-	X
55	MG	DA	3219	-	-	-	X
55	MG	DA	3229	-	-	-	X
55	MG	DA	3233	-	-	-	X
55	MG	DA	3244	-	-	-	X
55	MG	DA	3260	-	-	-	X
55	MG	DA	3267	-	-	-	X
55	MG	DA	3268	-	-	-	X
55	MG	DA	3269	-	-	-	X
55	MG	DA	3270	-	-	-	X
55	MG	DA	3273	-	-	-	X
55	MG	DA	3278	-	-	-	X
55	MG	DA	3284	-	-	-	X
55	MG	DA	3288	-	-	-	X
55	MG	DA	3298	-	-	-	X
55	MG	DA	3302	-	-	-	X
55	MG	DA	3306	-	-	-	X
55	MG	DA	3307	-	-	-	X
55	MG	DA	3310	-	-	-	X
55	MG	DA	3313	-	-	-	X
55	MG	DA	3323	-	-	-	X
55	MG	DA	3324	-	-	-	X
55	MG	DA	3332	-	-	-	X
55	MG	DA	3334	-	-	-	X
55	MG	DA	3339	-	-	-	X
55	MG	DA	3342	-	-	-	X
55	MG	DA	3343	-	-	-	X
55	MG	DA	3347	-	-	-	X
55	MG	DA	3362	-	-	-	X
55	MG	DA	3365	-	-	-	X
55	MG	DA	3366	-	-	-	X
55	MG	DA	3367	-	-	-	X
55	MG	DA	3372	-	-	-	X
55	MG	DA	3375	-	-	-	X
55	MG	DA	3379	-	-	-	X
55	MG	DA	3385	-	-	-	X
55	MG	DA	3389	-	-	-	X
55	MG	DA	3397	-	-	-	X

Continued on next page...

Continued from previous page...

Mol	Type	Chain	Res	Chirality	Geometry	Clashes	Electron density
55	MG	DA	3400	-	-	-	X
55	MG	DA	3404	-	-	-	X
55	MG	DA	3406	-	-	-	X
55	MG	DA	3410	-	-	-	X
55	MG	DA	3412	-	-	-	X
55	MG	DA	3418	-	-	-	X
55	MG	DA	3419	-	-	-	X
55	MG	DA	3420	-	-	-	X
55	MG	DA	3425	-	-	-	X
55	MG	DA	3427	-	-	-	X
55	MG	DA	3428	-	-	-	X
55	MG	DA	3429	-	-	-	X
55	MG	DA	3430	-	-	-	X
55	MG	DA	3435	-	-	-	X
55	MG	DA	3437	-	-	-	X
55	MG	DA	3440	-	-	-	X
55	MG	DA	3443	-	-	-	X
55	MG	DA	3453	-	-	-	X
55	MG	DA	3455	-	-	-	X
55	MG	DA	3458	-	-	-	X
55	MG	DA	3474	-	-	-	X
55	MG	DA	3477	-	-	-	X
55	MG	DA	3479	-	-	-	X
55	MG	DA	3496	-	-	-	X
55	MG	DA	3498	-	-	-	X
55	MG	DA	3505	-	-	-	X
55	MG	DA	3508	-	-	-	X
55	MG	DA	3510	-	-	-	X
55	MG	DA	3521	-	-	-	X
55	MG	DA	3523	-	-	-	X
55	MG	DA	3524	-	-	-	X
55	MG	DB	208	-	-	-	X

2 Entry composition [i](#)

There are 56 unique types of molecules in this entry. The entry contains 299628 atoms, of which 0 are hydrogens and 0 are deuteriums.

In the tables below, the ZeroOcc column contains the number of atoms modelled with zero occupancy, the AltConf column contains the number of residues with at least one atom in alternate conformation and the Trace column contains the number of residues modelled with at most 2 atoms.

- Molecule 1 is a RNA chain called RNA (2909-MER).

Mol	Chain	Residues	Atoms					ZeroOcc	AltConf	Trace
			Total	C	N	O	P			
1	AA	2912	62707	27911	11722	20163	2911	0	0	0
1	DA	2907	62607	27866	11712	20123	2906	0	0	0

There are 14 discrepancies between the modelled and reference sequences:

Chain	Residue	Modelled	Actual	Comment	Reference
AA	161	U	-	INSERTION	GB AP008226.1
AA	654A	A	G	CONFLICT	GB AP008226.1
AA	654E	C	G	CONFLICT	GB AP008226.1
AA	654P	G	C	CONFLICT	GB AP008226.1
AA	654T	A	C	CONFLICT	GB AP008226.1
AA	1058	U	G	CONFLICT	GB AP008226.1
AA	1080	A	C	CONFLICT	GB AP008226.1
DA	166	U	-	EXPRESSION TAG	GB AP008226.1
DA	654A	A	G	CONFLICT	GB AP008226.1
DA	654E	C	G	CONFLICT	GB AP008226.1
DA	654P	G	C	CONFLICT	GB AP008226.1
DA	654T	A	C	CONFLICT	GB AP008226.1
DA	1058	U	G	CONFLICT	GB AP008226.1
DA	1080	A	C	CONFLICT	GB AP008226.1

- Molecule 2 is a RNA chain called 5S RIBOSOMAL RNA.

Mol	Chain	Residues	Atoms					ZeroOcc	AltConf	Trace
			Total	C	N	O	P			
2	AB	122	2617	1166	486	844	121	0	0	0
2	DB	122	2617	1166	486	844	121	0	0	0

- Molecule 3 is a protein called 50S ribosomal protein L2.

Mol	Chain	Residues	Atoms					ZeroOcc	AltConf	Trace
3	AD	272	Total	C	N	O	S	0	0	0
			2116	1335	420	358	3			
3	DD	272	Total	C	N	O	S	0	0	0
			2115	1335	420	357	3			

- Molecule 4 is a protein called 50S ribosomal protein L3.

Mol	Chain	Residues	Atoms					ZeroOcc	AltConf	Trace
4	AE	205	Total	C	N	O	S	0	0	0
			1569	991	300	272	6			
4	DE	205	Total	C	N	O	S	0	0	0
			1568	991	300	271	6			

- Molecule 5 is a protein called 50S ribosomal protein L4.

Mol	Chain	Residues	Atoms					ZeroOcc	AltConf	Trace
5	AF	203	Total	C	N	O	S	0	0	1
			1586	1011	298	275	2			
5	DF	208	Total	C	N	O	S	0	0	0
			1627	1037	304	283	3			

- Molecule 6 is a protein called 50S ribosomal protein L5.

Mol	Chain	Residues	Atoms					ZeroOcc	AltConf	Trace
6	AG	181	Total	C	N	O	S	0	0	0
			1474	942	268	260	4			
6	DG	181	Total	C	N	O	S	0	0	0
			1474	942	268	260	4			

- Molecule 7 is a protein called 50S ribosomal protein L6.

Mol	Chain	Residues	Atoms					ZeroOcc	AltConf	Trace
7	AH	170	Total	C	N	O	S	0	0	0
			1308	829	245	233	1			
7	DH	170	Total	C	N	O	S	0	0	0
			1307	829	245	232	1			

- Molecule 8 is a protein called 50S ribosomal protein L9.

Mol	Chain	Residues	Atoms					ZeroOcc	AltConf	Trace
8	AK	146	Total	C	N	O	S	0	0	0
			1137	726	201	209	1			

Continued on next page...

Continued from previous page...

Mol	Chain	Residues	Atoms					ZeroOcc	AltConf	Trace
8	DK	146	Total	C	N	O	S	0	0	0
			1136	726	201	208	1			

- Molecule 9 is a protein called 50S ribosomal protein L13.

Mol	Chain	Residues	Atoms					ZeroOcc	AltConf	Trace
9	AM	138	Total	C	N	O	S	0	0	0
			1105	712	206	183	4			
9	DM	138	Total	C	N	O	S	0	0	0
			1104	712	206	182	4			

- Molecule 10 is a protein called 50S ribosomal protein L14.

Mol	Chain	Residues	Atoms					ZeroOcc	AltConf	Trace
10	AN	122	Total	C	N	O	S	0	0	0
			933	588	171	170	4			
10	DN	122	Total	C	N	O	S	0	0	0
			933	588	171	170	4			

- Molecule 11 is a protein called 50S ribosomal protein L15.

Mol	Chain	Residues	Atoms					ZeroOcc	AltConf	Trace
11	AO	150	Total	C	N	O	S	0	0	0
			1145	712	232	198	3			
11	DO	150	Total	C	N	O	S	0	0	0
			1145	712	232	198	3			

- Molecule 12 is a protein called 50S ribosomal protein L16.

Mol	Chain	Residues	Atoms					ZeroOcc	AltConf	Trace
12	AP	141	Total	C	N	O	S	0	0	0
			1122	715	212	188	7			
12	DP	141	Total	C	N	O	S	0	0	0
			1122	715	212	188	7			

- Molecule 13 is a protein called 50S ribosomal protein L17.

Mol	Chain	Residues	Atoms					ZeroOcc	AltConf	Trace
13	A0	118	Total	C	N	O	S	0	0	0
			968	604	203	160	1			
13	D0	117	Total	C	N	O		0	0	0
			960	599	202	159				

- Molecule 14 is a protein called 50S ribosomal protein L18.

Mol	Chain	Residues	Atoms				ZeroOcc	AltConf	Trace
			Total	C	N	O			
14	AQ	111	882	556	176	150	0	0	0
14	DQ	111	882	556	176	150	0	0	0

- Molecule 15 is a protein called 50S ribosomal protein L19.

Mol	Chain	Residues	Atoms					ZeroOcc	AltConf	Trace
			Total	C	N	O	S			
15	AR	137	1142	710	234	197	1	0	0	0
15	DR	137	1141	710	234	196	1	0	0	0

- Molecule 16 is a protein called 50S ribosomal protein L20.

Mol	Chain	Residues	Atoms					ZeroOcc	AltConf	Trace
			Total	C	N	O	S			
16	A1	117	964	610	202	151	1	0	0	0
16	D1	117	964	610	202	151	1	0	0	0

- Molecule 17 is a protein called 50S ribosomal protein L21.

Mol	Chain	Residues	Atoms					ZeroOcc	AltConf	Trace
			Total	C	N	O	S			
17	A2	101	779	501	142	135	1	0	0	0
17	D2	101	779	501	142	135	1	0	0	0

- Molecule 18 is a protein called 50S ribosomal protein L22.

Mol	Chain	Residues	Atoms					ZeroOcc	AltConf	Trace
			Total	C	N	O	S			
18	AS	113	900	566	177	155	2	0	0	0
18	DS	113	900	566	177	155	2	0	0	0

- Molecule 19 is a protein called 50S ribosomal protein L23.

Mol	Chain	Residues	Atoms				ZeroOcc	AltConf	Trace
19	AT	92	Total	C	N	O	0	0	0
			726	471	131	124			
19	DT	92	Total	C	N	O	0	0	0
			725	471	131	123			

- Molecule 20 is a protein called 50S ribosomal protein L24.

Mol	Chain	Residues	Atoms					ZeroOcc	AltConf	Trace
20	AU	102	Total	C	N	O	S	0	0	0
			786	505	150	126	5			
20	DU	102	Total	C	N	O	S	0	0	0
			785	505	150	125	5			

- Molecule 21 is a protein called 50S ribosomal protein L25.

Mol	Chain	Residues	Atoms					ZeroOcc	AltConf	Trace
21	AV	175	Total	C	N	O	S	0	0	0
			1397	892	251	251	3			
21	DV	179	Total	C	N	O	S	0	0	0
			1428	911	255	259	3			

- Molecule 22 is a protein called 50S ribosomal protein L27.

Mol	Chain	Residues	Atoms					ZeroOcc	AltConf	Trace
22	A3	76	Total	C	N	O	S	0	0	0
			607	376	128	102	1			
22	D3	77	Total	C	N	O	S	0	0	0
			613	379	129	104	1			

- Molecule 23 is a protein called 50S ribosomal protein L28.

Mol	Chain	Residues	Atoms					ZeroOcc	AltConf	Trace
23	AZ	97	Total	C	N	O	S	0	0	0
			763	481	150	131	1			
23	DZ	97	Total	C	N	O	S	0	0	0
			763	481	150	131	1			

- Molecule 24 is a protein called 50S ribosomal protein L29.

Mol	Chain	Residues	Atoms					ZeroOcc	AltConf	Trace
24	AW	66	Total	C	N	O	S	0	0	0
			558	346	113	98	1			

Continued on next page...

Continued from previous page...

Mol	Chain	Residues	Atoms					ZeroOcc	AltConf	Trace
			Total	C	N	O	S			
24	DW	69	581	358	118	104	1	0	0	0

- Molecule 25 is a protein called 50S ribosomal protein L30.

Mol	Chain	Residues	Atoms					ZeroOcc	AltConf	Trace
			Total	C	N	O	S			
25	AX	59	469	298	90	81		0	0	0
25	DX	59	469	298	90	81		0	0	0

- Molecule 26 is a protein called 50S ribosomal protein L31.

Mol	Chain	Residues	Atoms					ZeroOcc	AltConf	Trace
			Total	C	N	O	S			
26	A4	66	533	335	96	97	5	0	0	0
26	D4	63	515	326	93	91	5	0	0	0

- Molecule 27 is a protein called 50S ribosomal protein L32.

Mol	Chain	Residues	Atoms					ZeroOcc	AltConf	Trace
			Total	C	N	O	S			
27	A5	59	459	288	90	76	5	0	0	0
27	D5	59	459	288	90	76	5	0	0	0

- Molecule 28 is a protein called 50S ribosomal protein L33.

Mol	Chain	Residues	Atoms					ZeroOcc	AltConf	Trace
			Total	C	N	O	S			
28	A6	45	390	241	79	66	4	0	0	0
28	D6	45	389	241	79	65	4	0	0	0

- Molecule 29 is a protein called 50S ribosomal protein L34.

Mol	Chain	Residues	Atoms					ZeroOcc	AltConf	Trace
			Total	C	N	O	S			
29	A7	49	430	263	108	57	2	0	0	0
29	D7	49	430	263	108	57	2	0	0	0

- Molecule 30 is a protein called 50S ribosomal protein L35.

Mol	Chain	Residues	Atoms					ZeroOcc	AltConf	Trace
			Total	C	N	O	S			
30	A8	61	488	312	99	75	2	0	0	0
30	D8	61	488	312	99	75	2	0	0	0

- Molecule 31 is a RNA chain called 16S ribosomal RNA.

Mol	Chain	Residues	Atoms					ZeroOcc	AltConf	Trace
			Total	C	N	O	P			
31	BA	1506	32369	14408	5997	10459	1505	0	0	0
31	CA	1506	32372	14408	5997	10461	1506	0	0	0

- Molecule 32 is a protein called 30S RIBOSOMAL PROTEIN S2.

Mol	Chain	Residues	Atoms					ZeroOcc	AltConf	Trace
			Total	C	N	O	S			
32	BE	237	1924	1228	344	347	5	0	0	0
32	CE	237	1924	1228	344	347	5	0	0	0

- Molecule 33 is a protein called 30S RIBOSOMAL PROTEIN S3.

Mol	Chain	Residues	Atoms					ZeroOcc	AltConf	Trace
			Total	C	N	O	S			
33	BF	205	1605	1011	313	280	1	0	0	0
33	CF	206	1612	1016	314	281	1	0	0	0

- Molecule 34 is a protein called 30S RIBOSOMAL PROTEIN S4.

Mol	Chain	Residues	Atoms					ZeroOcc	AltConf	Trace
			Total	C	N	O	S			
34	BG	208	1703	1066	339	291	7	0	0	0
34	CG	208	1703	1066	339	291	7	0	0	0

- Molecule 35 is a protein called 30S RIBOSOMAL PROTEIN S5.

Mol	Chain	Residues	Atoms					ZeroOcc	AltConf	Trace
35	BH	151	Total	C	N	O	S	0	0	0
			1155	729	218	204	4			
35	CH	151	Total	C	N	O	S	0	0	0
			1155	729	218	204	4			

- Molecule 36 is a protein called 30S RIBOSOMAL PROTEIN S6.

Mol	Chain	Residues	Atoms					ZeroOcc	AltConf	Trace
36	BI	101	Total	C	N	O	S	0	0	0
			843	531	155	154	3			
36	CI	101	Total	C	N	O	S	0	0	0
			843	531	155	154	3			

- Molecule 37 is a protein called 30S RIBOSOMAL PROTEIN S7.

Mol	Chain	Residues	Atoms					ZeroOcc	AltConf	Trace
37	BJ	155	Total	C	N	O	S	0	0	0
			1257	781	252	218	6			
37	CJ	155	Total	C	N	O	S	0	0	0
			1257	781	252	218	6			

- Molecule 38 is a protein called 30S RIBOSOMAL PROTEIN S8.

Mol	Chain	Residues	Atoms					ZeroOcc	AltConf	Trace
38	BK	138	Total	C	N	O	S	0	0	0
			1116	705	215	193	3			
38	CK	138	Total	C	N	O	S	0	0	0
			1116	705	215	193	3			

- Molecule 39 is a protein called 30S RIBOSOMAL PROTEIN S9.

Mol	Chain	Residues	Atoms				ZeroOcc	AltConf	Trace
39	BL	127	Total	C	N	O	0	0	0
			1010	639	197	174			
39	CL	127	Total	C	N	O	0	0	0
			1010	639	197	174			

- Molecule 40 is a protein called 30S RIBOSOMAL PROTEIN S10.

Mol	Chain	Residues	Atoms					ZeroOcc	AltConf	Trace
40	BM	99	Total	C	N	O	S	0	0	0
			801	504	157	139	1			

Continued on next page...

Continued from previous page...

Mol	Chain	Residues	Atoms					ZeroOcc	AltConf	Trace
			Total	C	N	O	S			
40	CM	99	801	504	157	139	1	0	0	0

- Molecule 41 is a protein called 30S RIBOSOMAL PROTEIN S11.

Mol	Chain	Residues	Atoms					ZeroOcc	AltConf	Trace
			Total	C	N	O	S			
41	BN	119	885	549	168	165	3	0	0	0
41	CN	119	885	549	168	165	3	0	0	0

- Molecule 42 is a protein called 30S RIBOSOMAL PROTEIN S12.

Mol	Chain	Residues	Atoms					ZeroOcc	AltConf	Trace
			Total	C	N	O	S			
42	BO	125	975	614	196	164	1	0	0	0
42	CO	125	975	614	196	164	1	0	0	0

- Molecule 43 is a protein called 30S RIBOSOMAL PROTEIN S13.

Mol	Chain	Residues	Atoms					ZeroOcc	AltConf	Trace
			Total	C	N	O	S			
43	BP	116	928	574	191	161	2	0	0	0
43	CP	117	933	577	192	162	2	0	0	0

- Molecule 44 is a protein called 30S RIBOSOMAL PROTEIN S14.

Mol	Chain	Residues	Atoms					ZeroOcc	AltConf	Trace
			Total	C	N	O	S			
44	BQ	60	492	312	104	72	4	0	0	0
44	CQ	60	492	312	104	72	4	0	0	0

- Molecule 45 is a protein called 30S RIBOSOMAL PROTEIN S15.

Mol	Chain	Residues	Atoms					ZeroOcc	AltConf	Trace
			Total	C	N	O	S			
45	BR	88	734	459	147	126	2	0	0	0
45	CR	88	734	459	147	126	2	0	0	0

- Molecule 46 is a protein called 30S RIBOSOMAL PROTEIN S16.

Mol	Chain	Residues	Atoms					ZeroOcc	AltConf	Trace
			Total	C	N	O	S			
46	BS	84	Total 705	C 446	N 140	O 118	S 1	0	0	0
46	CS	84	Total 705	C 446	N 140	O 118	S 1	0	0	0

- Molecule 47 is a protein called 30S RIBOSOMAL PROTEIN S17.

Mol	Chain	Residues	Atoms					ZeroOcc	AltConf	Trace
			Total	C	N	O	S			
47	BT	100	Total 834	C 534	N 155	O 143	S 2	0	0	0
47	CT	100	Total 834	C 534	N 155	O 143	S 2	0	0	0

- Molecule 48 is a protein called 30S RIBOSOMAL PROTEIN S18.

Mol	Chain	Residues	Atoms				ZeroOcc	AltConf	Trace
			Total	C	N	O			
48	BU	72	Total 591	C 376	N 117	O 98	0	0	0
48	CU	72	Total 591	C 376	N 117	O 98	0	0	0

- Molecule 49 is a protein called 30S RIBOSOMAL PROTEIN S19.

Mol	Chain	Residues	Atoms					ZeroOcc	AltConf	Trace
			Total	C	N	O	S			
49	BV	83	Total 665	C 424	N 124	O 115	S 2	0	0	0
49	CV	78	Total 624	C 398	N 115	O 109	S 2	0	0	0

- Molecule 50 is a protein called 30S RIBOSOMAL PROTEIN S20.

Mol	Chain	Residues	Atoms					ZeroOcc	AltConf	Trace
			Total	C	N	O	S			
50	BW	99	Total 763	C 470	N 162	O 129	S 2	0	0	0
50	CW	99	Total 763	C 470	N 162	O 129	S 2	0	0	0

- Molecule 51 is a protein called 30S RIBOSOMAL PROTEIN THX.

Mol	Chain	Residues	Atoms				ZeroOcc	AltConf	Trace
51	BX	25	Total	C	N	O	0	0	0
			217	134	52	31			
51	CX	25	Total	C	N	O	0	0	0
			217	134	52	31			

- Molecule 52 is a RNA chain called TRNA-LEU.

Mol	Chain	Residues	Atoms					ZeroOcc	AltConf	Trace
52	BB	87	Total	C	N	O	P	0	0	0
			1861	829	333	612	87			
52	CB	87	Total	C	N	O	P	0	0	0
			1861	829	333	612	87			

- Molecule 53 is a RNA chain called TRNA-FMET.

Mol	Chain	Residues	Atoms					ZeroOcc	AltConf	Trace
53	BC	77	Total	C	N	O	P	0	0	0
			1643	732	298	536	77			
53	BD	77	Total	C	N	O	P	0	0	0
			1643	732	298	536	77			
53	CC	77	Total	C	N	O	P	0	0	0
			1643	732	298	536	77			
53	CD	77	Total	C	N	O	P	0	0	0
			1643	732	298	536	77			

There are 4 discrepancies between the modelled and reference sequences:

Chain	Residue	Modelled	Actual	Comment	Reference
BC	18	C	U	CONFLICT	GB AP012306.1
BD	18	C	U	CONFLICT	GB AP012306.1
CC	18	C	U	CONFLICT	GB AP012306.1
CD	18	C	U	CONFLICT	GB AP012306.1

- Molecule 54 is a RNA chain called MRNA.

Mol	Chain	Residues	Atoms					ZeroOcc	AltConf	Trace
54	B1	10	Total	C	N	O	P	0	0	0
			205	92	28	75	10			
54	C1	10	Total	C	N	O	P	0	0	0
			205	92	28	75	10			

- Molecule 55 is MAGNESIUM ION (three-letter code: MG) (formula: Mg).

Mol	Chain	Residues	Atoms	ZeroOcc	AltConf
55	AA	630	Total Mg 630 630	0	0
55	AB	17	Total Mg 17 17	0	0
55	AD	2	Total Mg 2 2	0	0
55	AE	4	Total Mg 4 4	0	0
55	AF	3	Total Mg 3 3	0	0
55	AO	3	Total Mg 3 3	0	0
55	A0	1	Total Mg 1 1	0	0
55	A1	1	Total Mg 1 1	0	0
55	A2	1	Total Mg 1 1	0	0
55	AU	1	Total Mg 1 1	0	0
55	A3	1	Total Mg 1 1	0	0
55	A5	2	Total Mg 2 2	0	0
55	A6	1	Total Mg 1 1	0	0
55	A7	1	Total Mg 1 1	0	0
55	BA	244	Total Mg 244 244	0	0
55	BG	1	Total Mg 1 1	0	0
55	BN	2	Total Mg 2 2	0	0
55	BQ	2	Total Mg 2 2	0	0
55	BB	8	Total Mg 8 8	0	0
55	BC	9	Total Mg 9 9	0	0
55	BD	1	Total Mg 1 1	0	0
55	B1	2	Total Mg 2 2	0	0

Continued on next page...

Continued from previous page...

Mol	Chain	Residues	Atoms		ZeroOcc	AltConf
55	CA	209	Total 209	Mg 209	0	0
55	CG	3	Total 3	Mg 3	0	0
55	CH	1	Total 1	Mg 1	0	0
55	CS	1	Total 1	Mg 1	0	0
55	CB	5	Total 5	Mg 5	0	0
55	CC	8	Total 8	Mg 8	0	0
55	DA	528	Total 528	Mg 528	0	0
55	DB	14	Total 14	Mg 14	0	0
55	DE	3	Total 3	Mg 3	0	0
55	DP	1	Total 1	Mg 1	0	0
55	D0	1	Total 1	Mg 1	0	0
55	D1	2	Total 2	Mg 2	0	0
55	DU	1	Total 1	Mg 1	0	0
55	D3	1	Total 1	Mg 1	0	0
55	D5	1	Total 1	Mg 1	0	0

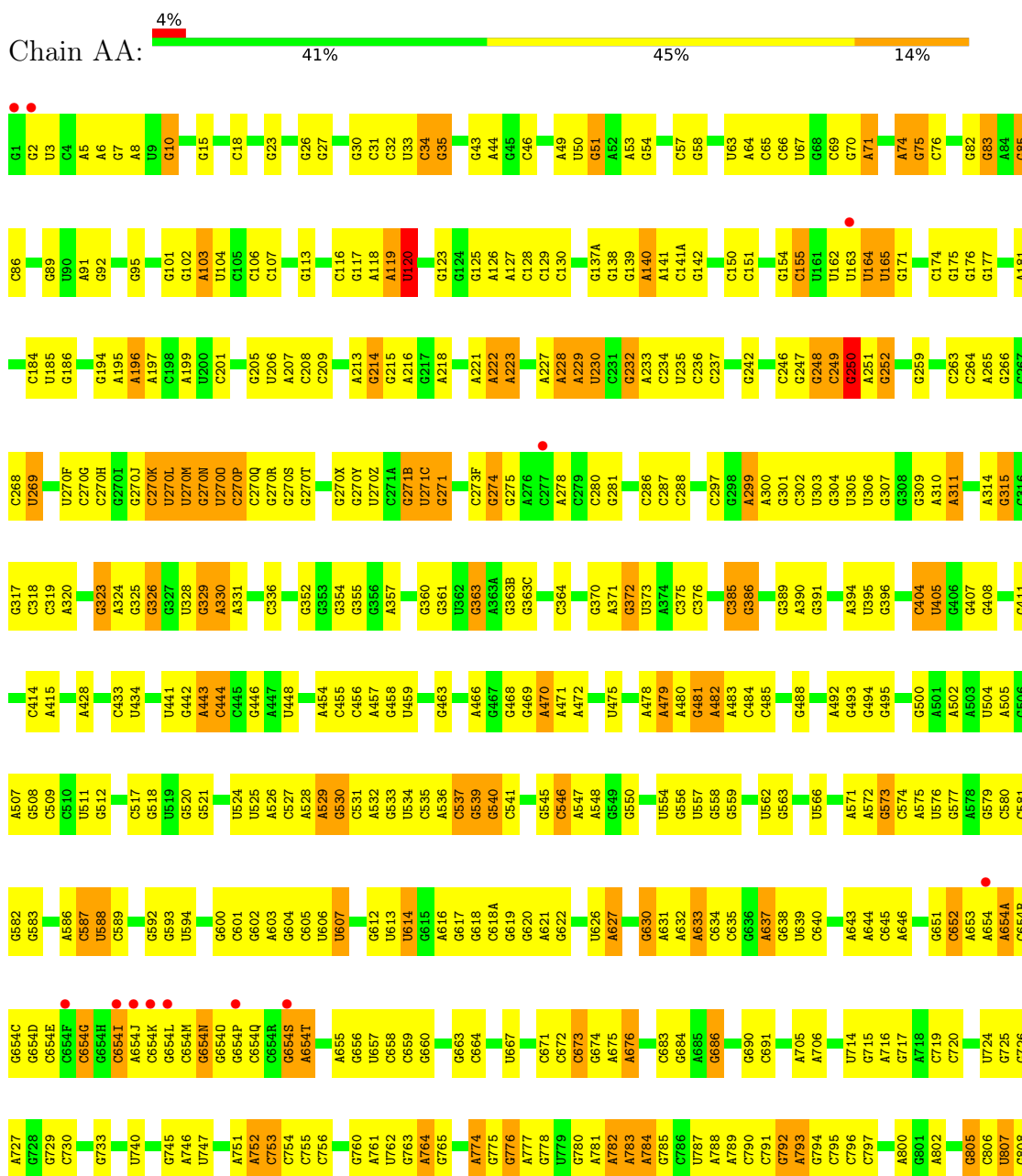
- Molecule 56 is ZINC ION (three-letter code: ZN) (formula: Zn).

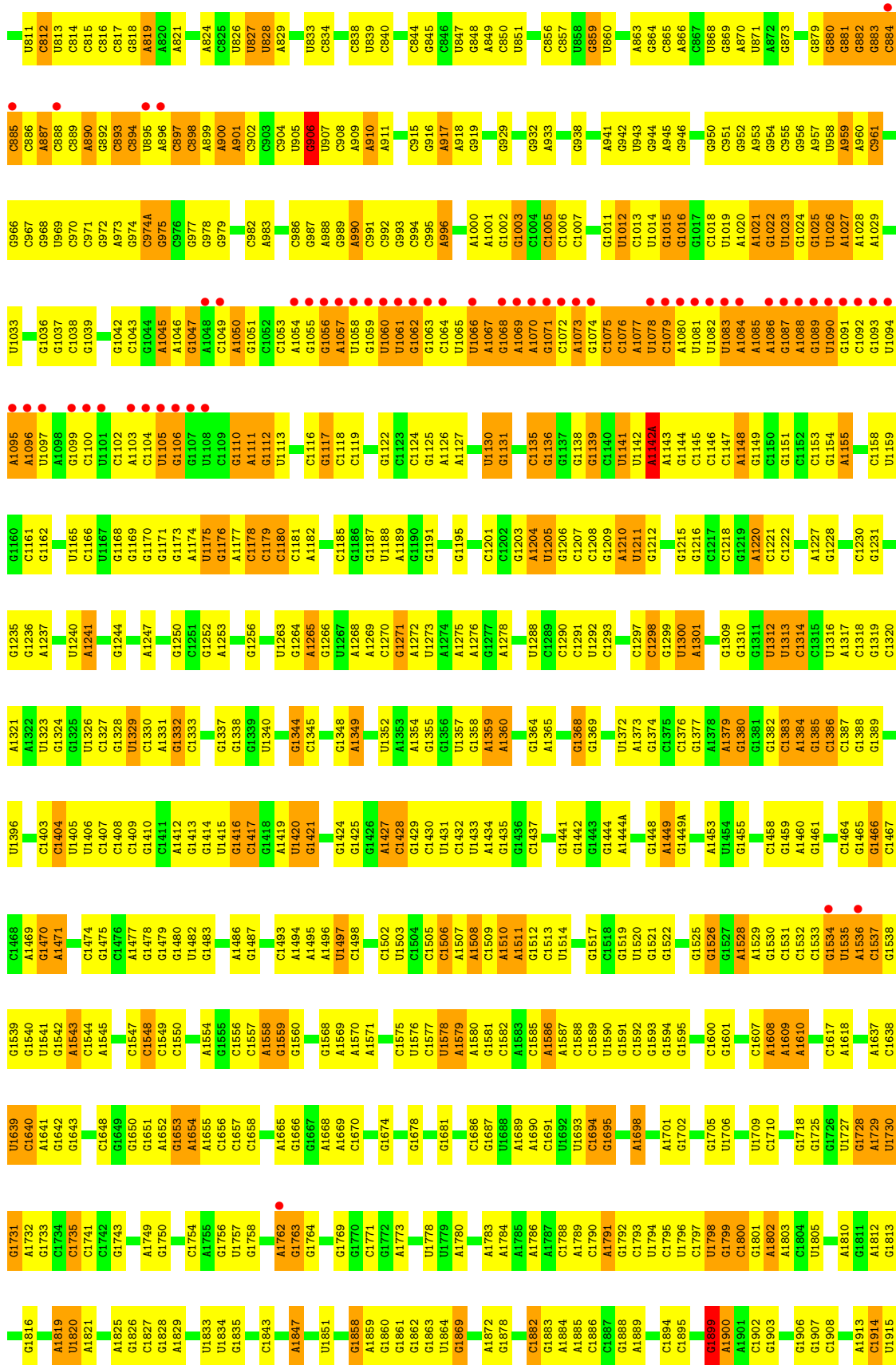
Mol	Chain	Residues	Atoms		ZeroOcc	AltConf
56	BG	1	Total 1	Zn 1	0	0
56	BQ	1	Total 1	Zn 1	0	0
56	CG	1	Total 1	Zn 1	0	0
56	CQ	1	Total 1	Zn 1	0	0

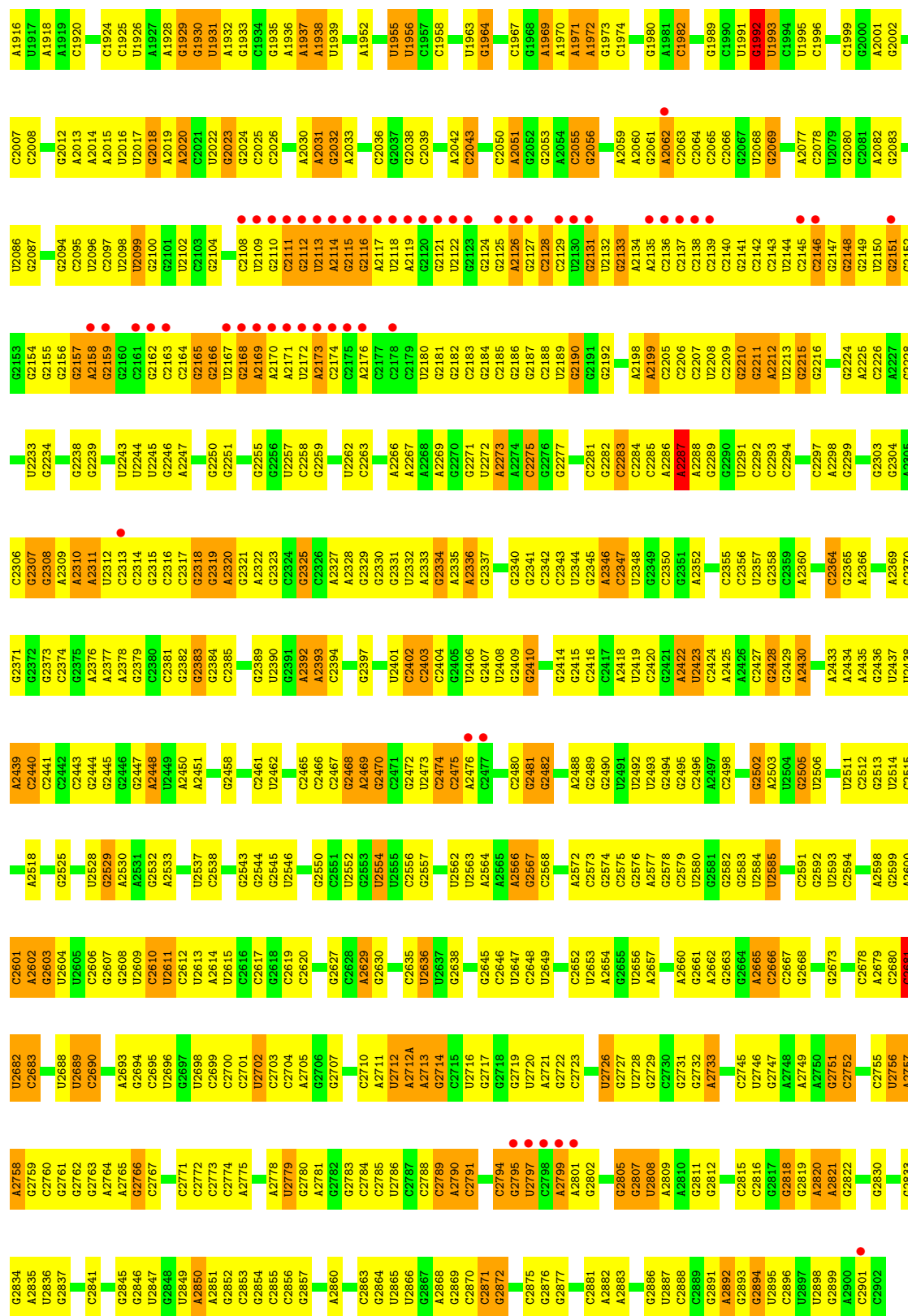
3 Residue-property plots

These plots are drawn for all protein, RNA, DNA and oligosaccharide chains in the entry. The first graphic for a chain summarises the proportions of the various outlier classes displayed in the second graphic. The second graphic shows the sequence view annotated by issues in geometry and electron density. Residues are color-coded according to the number of geometric quality criteria for which they contain at least one outlier: green = 0, yellow = 1, orange = 2 and red = 3 or more. A red dot above a residue indicates a poor fit to the electron density ($RSRZ > 2$). Stretches of 2 or more consecutive residues without any outlier are shown as a green connector. Residues present in the sample, but not in the model, are shown in grey.

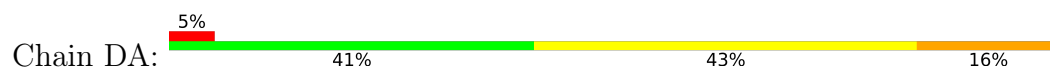
- Molecule 1: RNA (2909-MER)

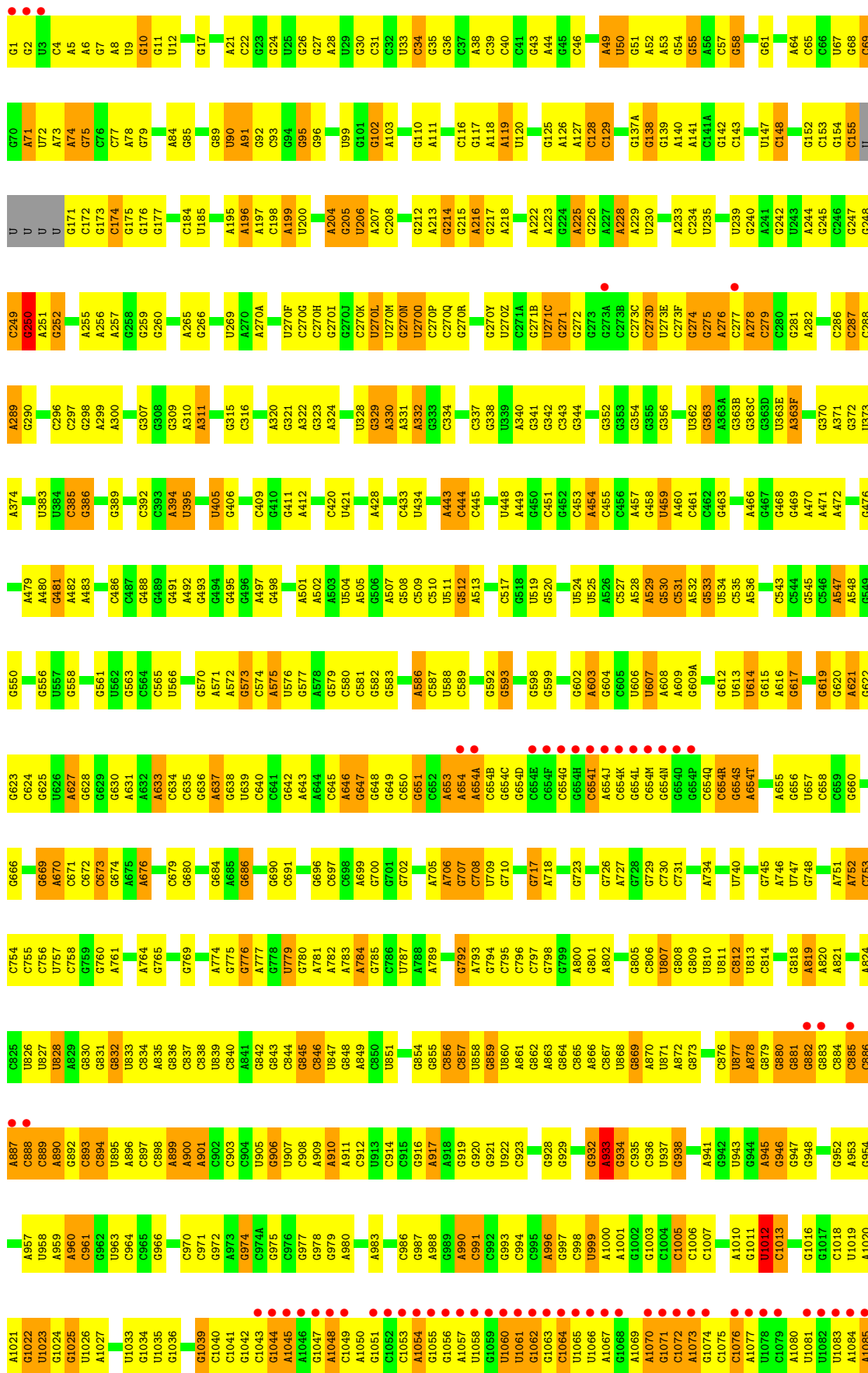


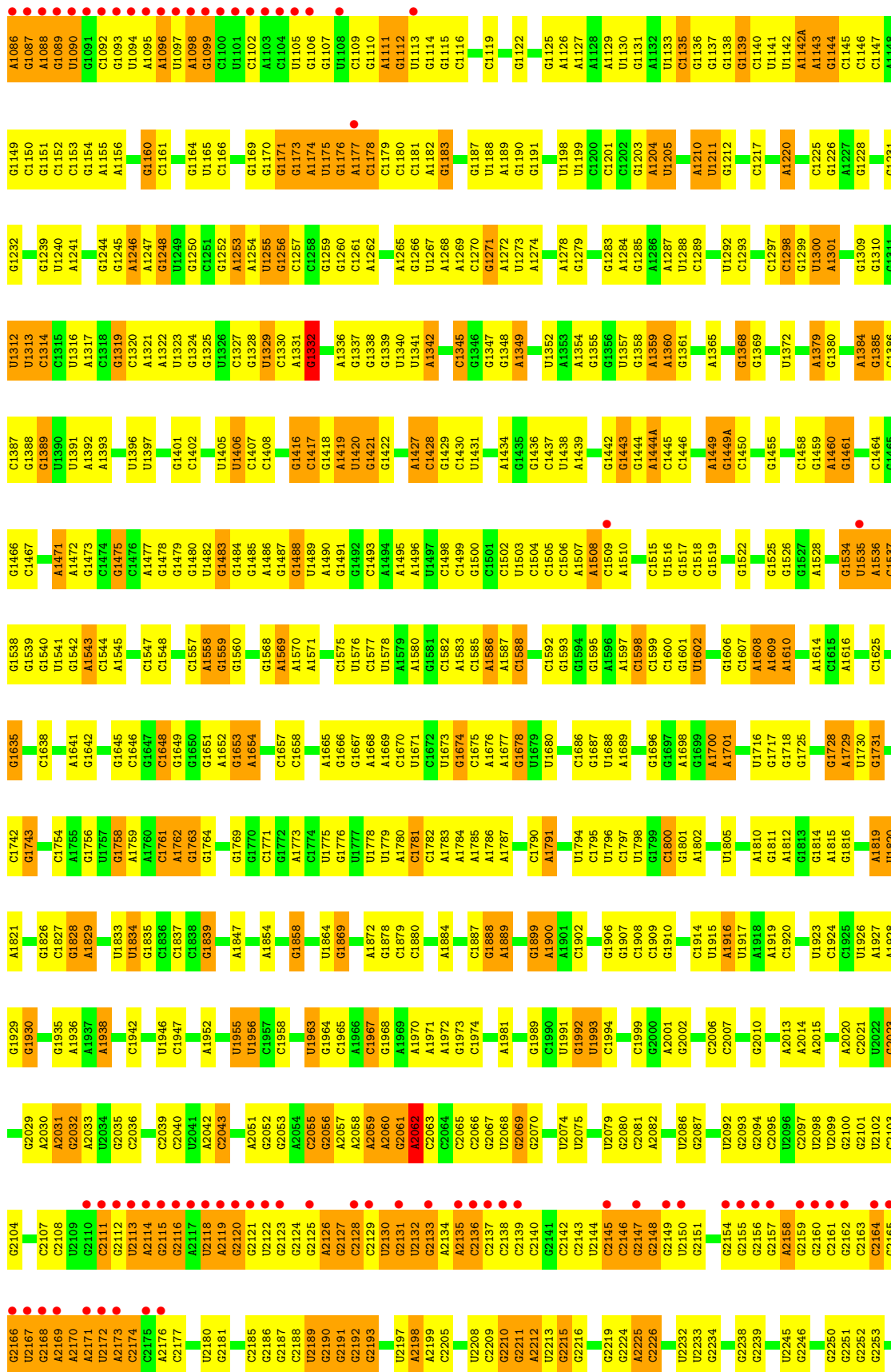


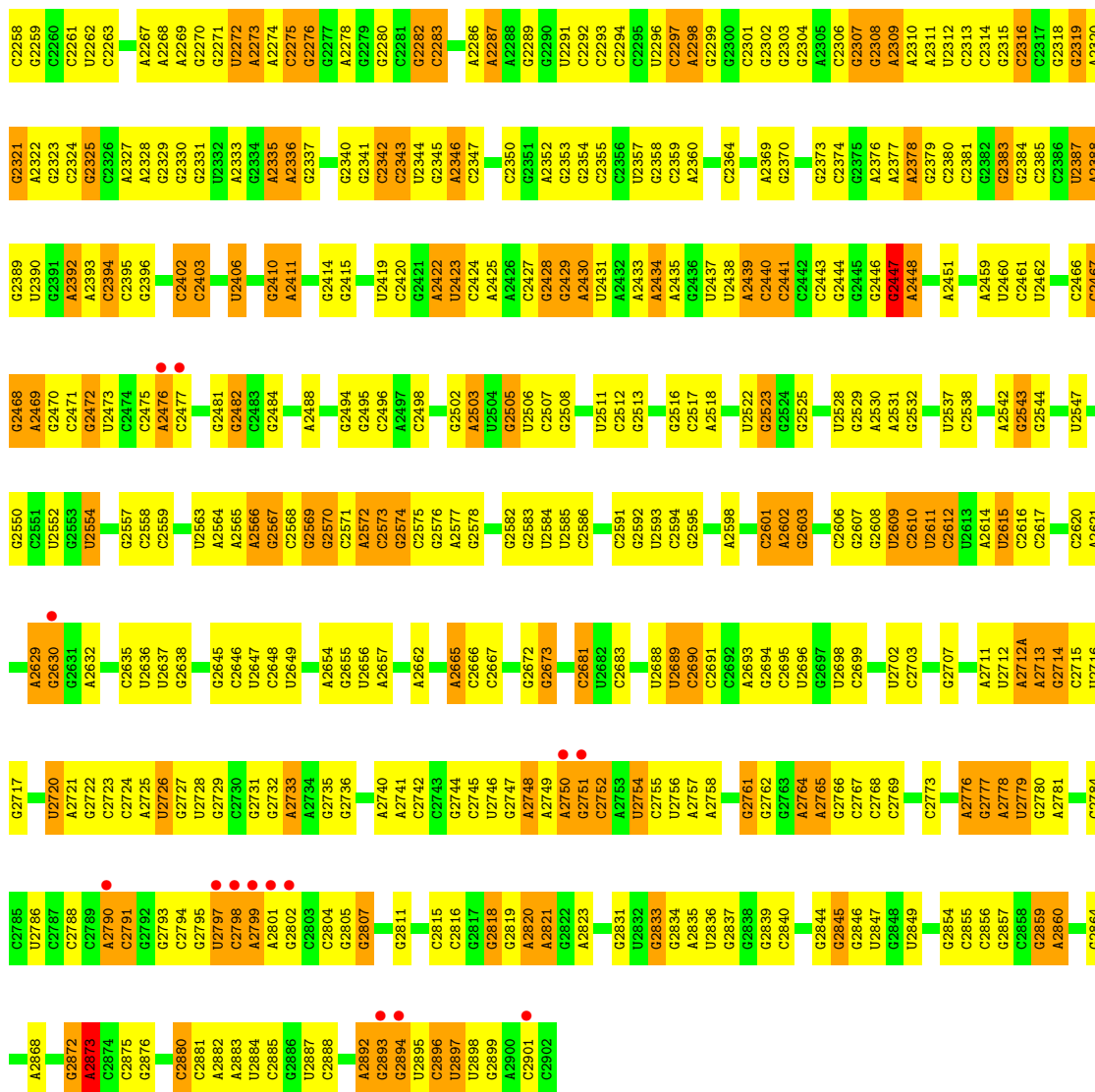


● Molecule 1: RNA (2909-MER)

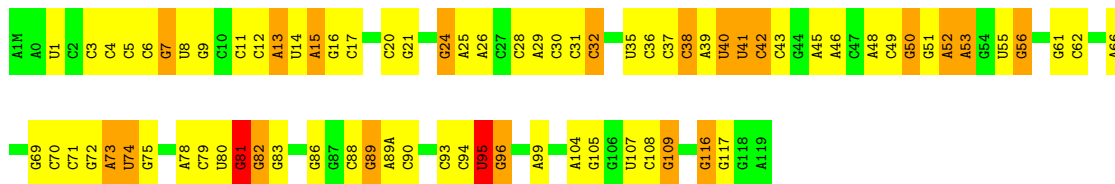




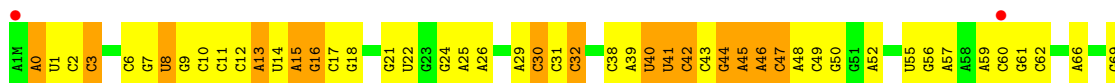




• Molecule 2: 5S RIBOSOMAL RNA




• Molecule 2: 5S RIBOSOMAL RNA






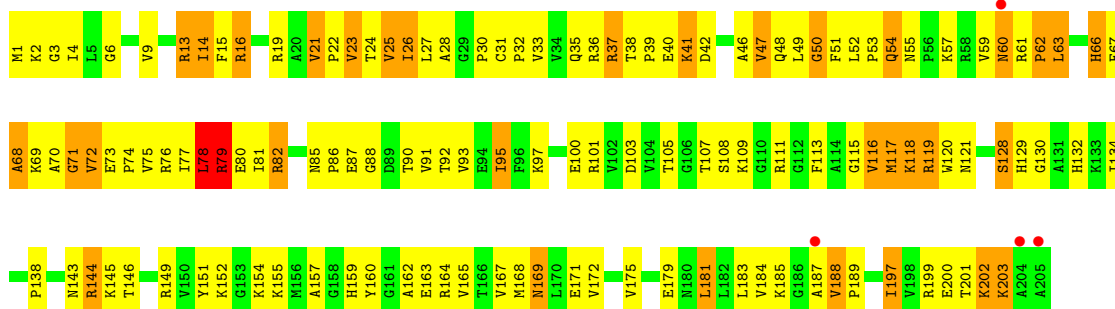
• Molecule 3: 50S ribosomal protein L2



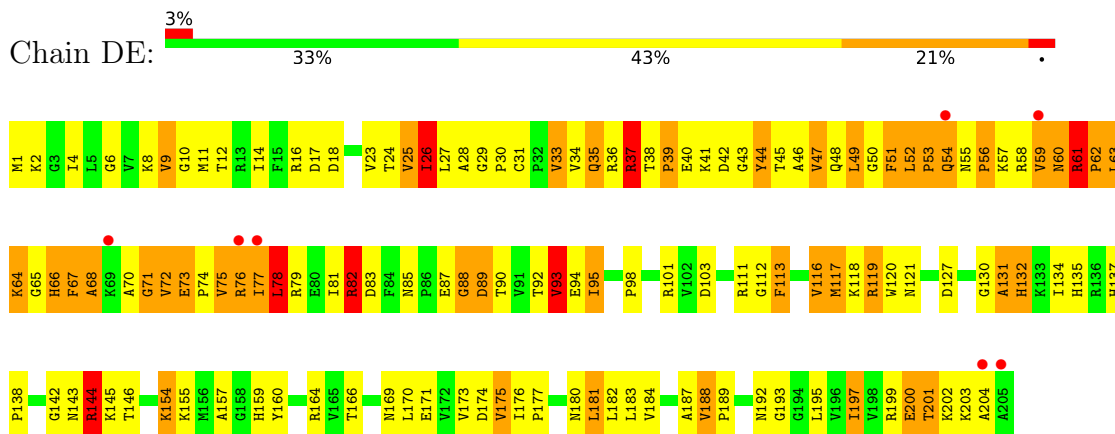
• Molecule 3: 50S ribosomal protein L2



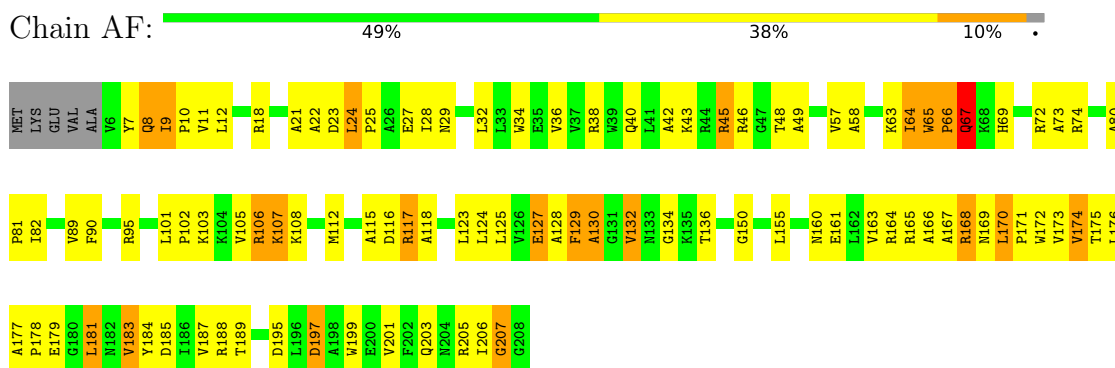
• Molecule 4: 50S ribosomal protein L3



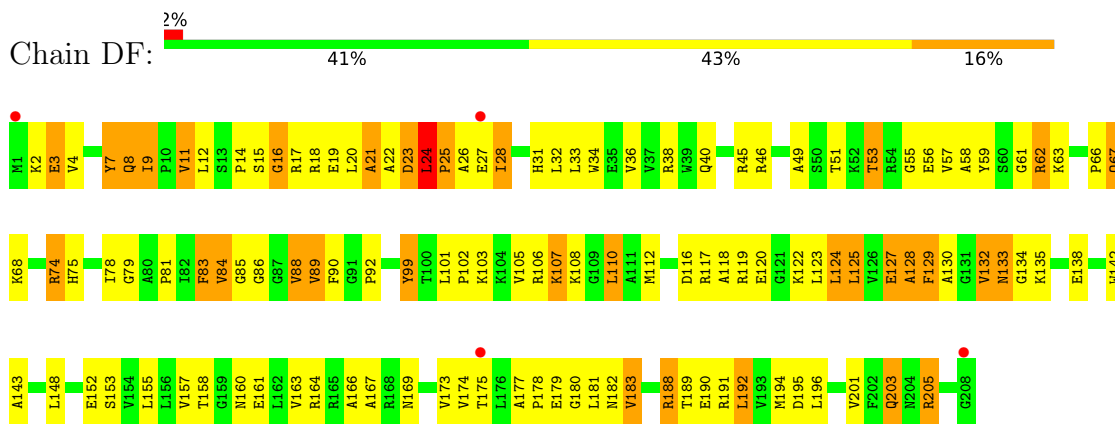
- Molecule 4: 50S ribosomal protein L3



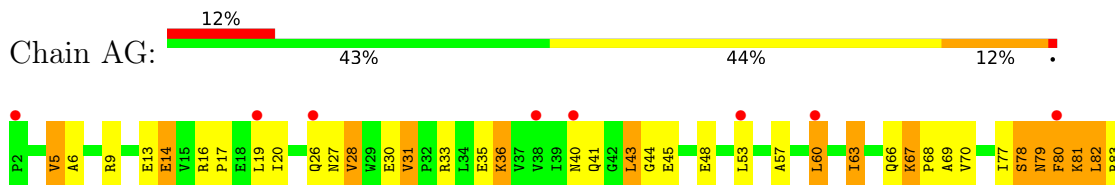
- Molecule 5: 50S ribosomal protein L4

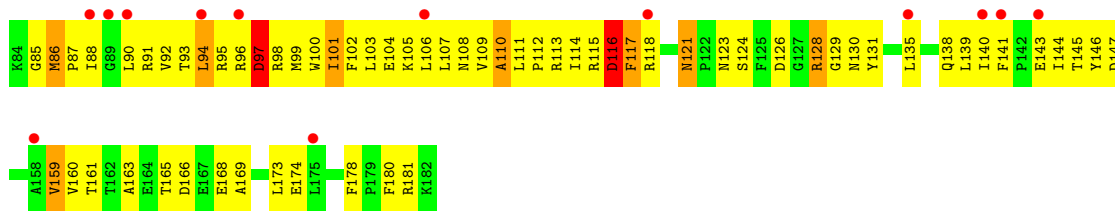


- Molecule 5: 50S ribosomal protein L4

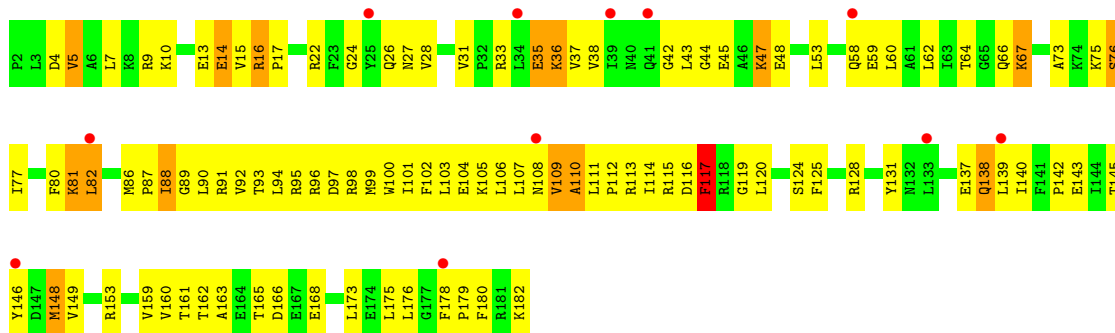


- Molecule 6: 50S ribosomal protein L5

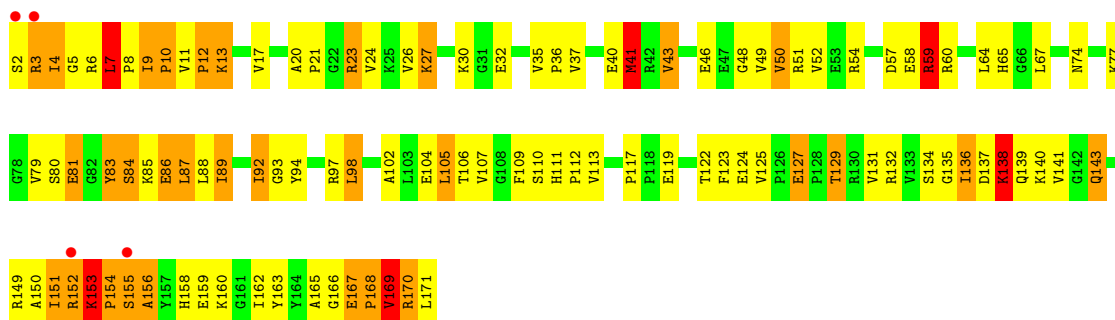




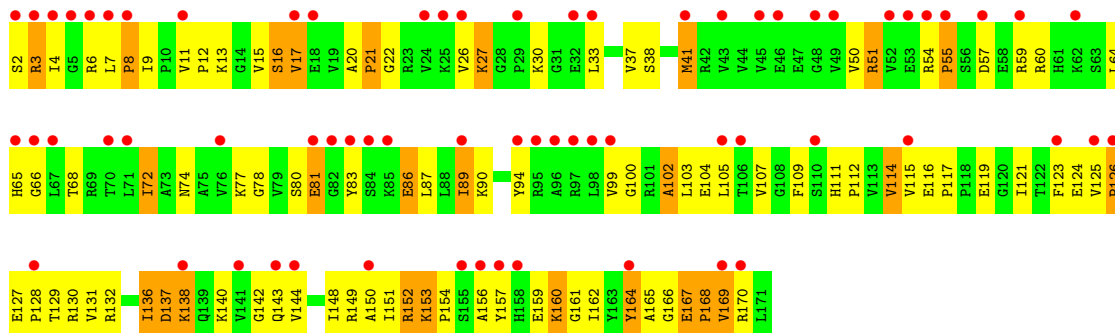
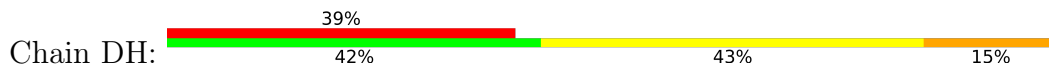
• Molecule 6: 50S ribosomal protein L5



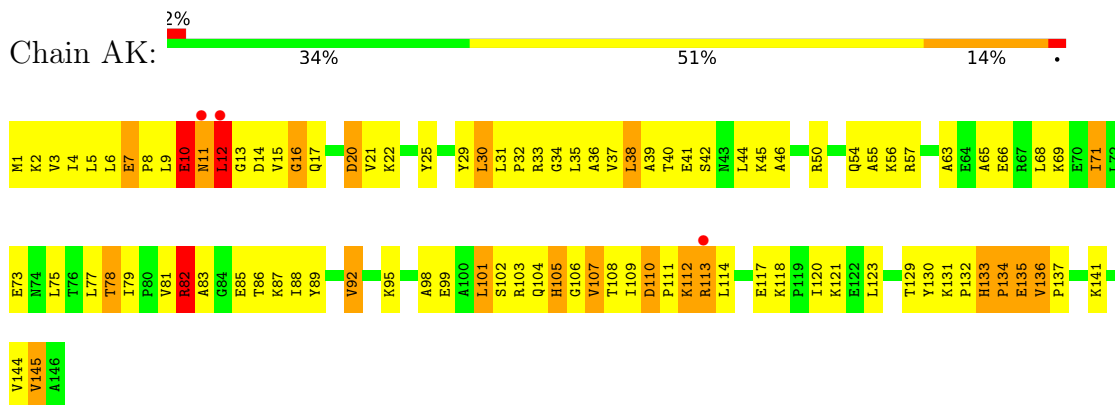
• Molecule 7: 50S ribosomal protein L6



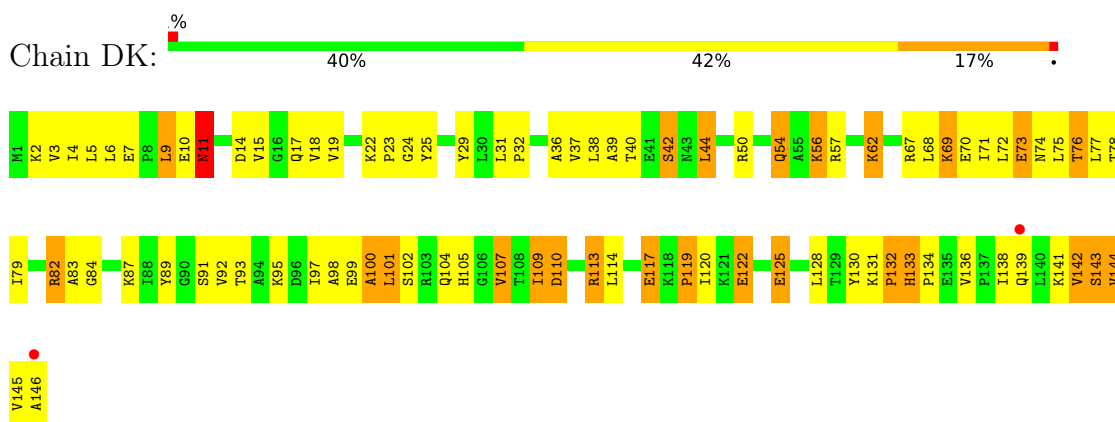
• Molecule 7: 50S ribosomal protein L6




- Molecule 8: 50S ribosomal protein L9



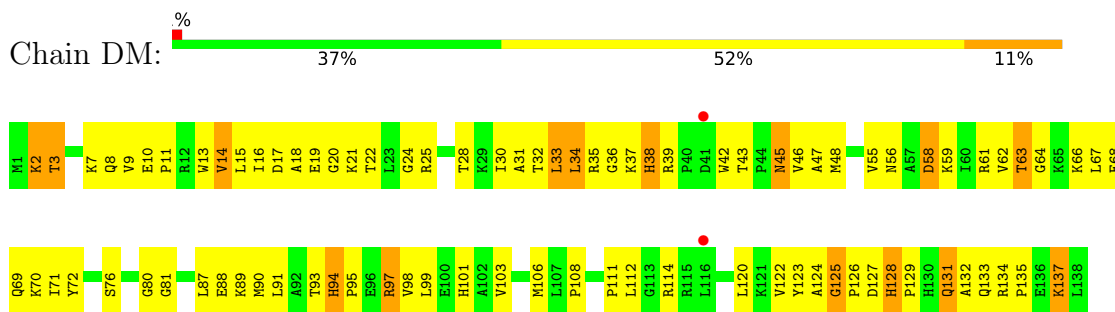
- Molecule 8: 50S ribosomal protein L9



- Molecule 9: 50S ribosomal protein L13

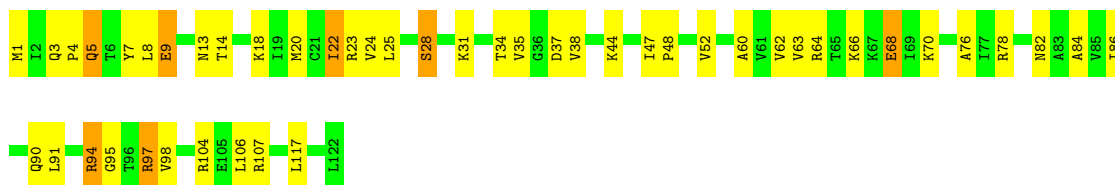


- Molecule 9: 50S ribosomal protein L13



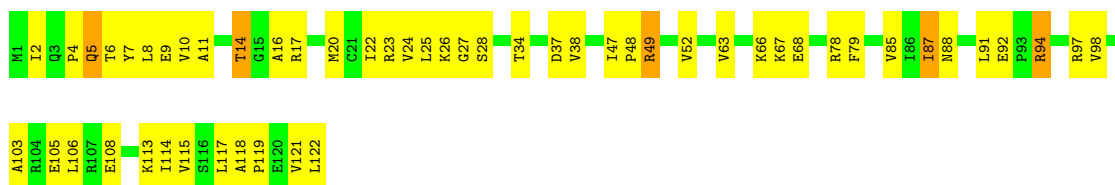
- Molecule 10: 50S ribosomal protein L14

Chain AN:  61% 33% 6%



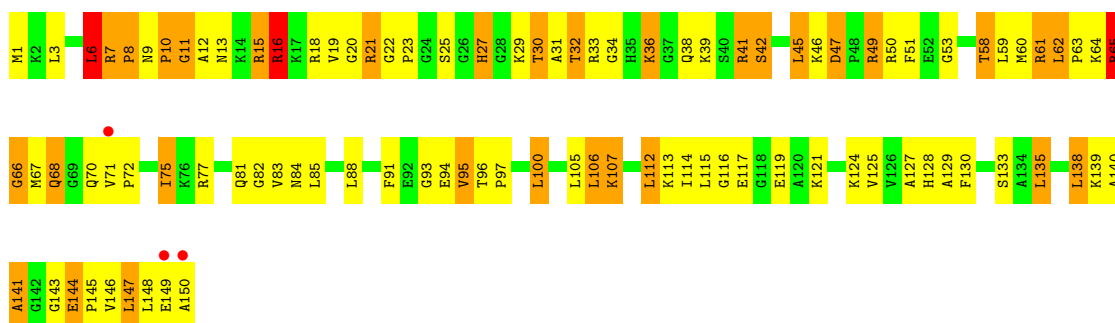
- Molecule 10: 50S ribosomal protein L14

Chain DN:  57% 39% .

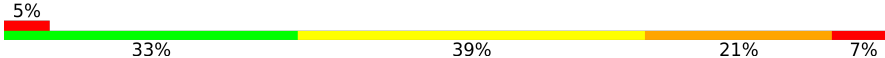


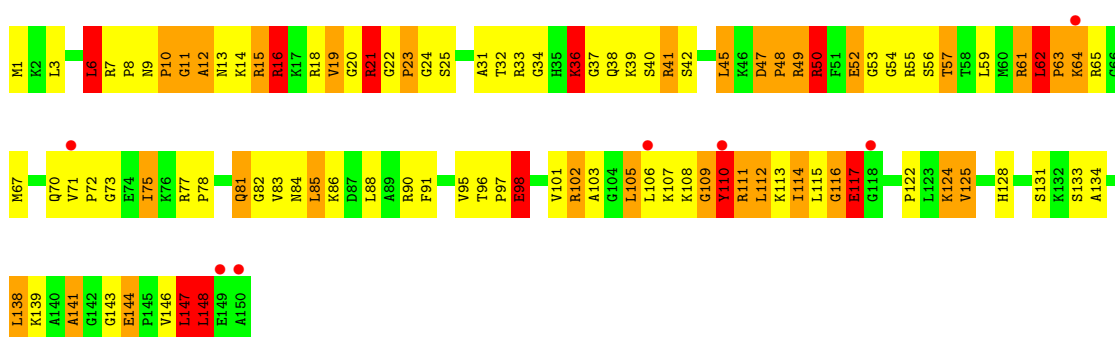
- Molecule 11: 50S ribosomal protein L15

Chain AO:  2% 35% 43% 21% .




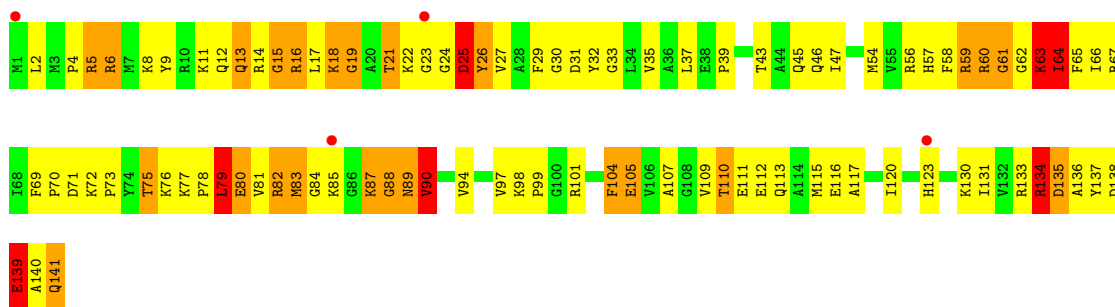
- Molecule 11: 50S ribosomal protein L15

Chain DO:  5% 33% 39% 21% 7%

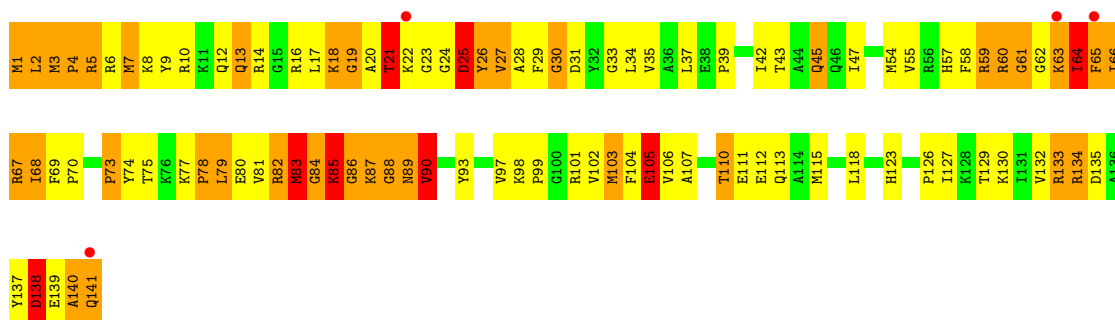


- Molecule 12: 50S ribosomal protein L16

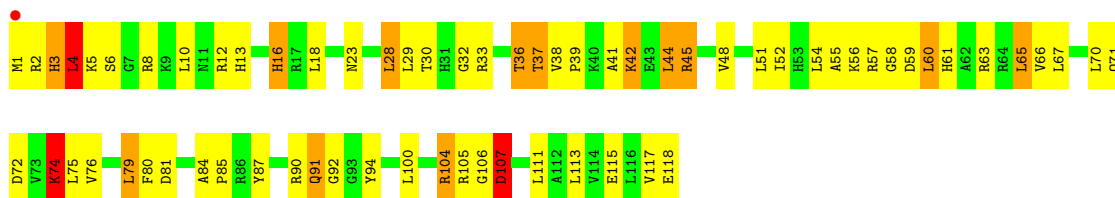
Chain AP:  3% 32% 46% 17% 5%



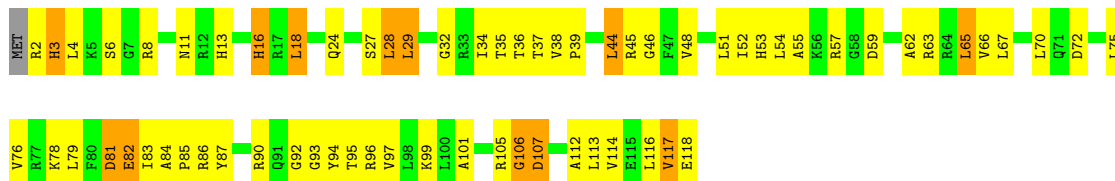
• Molecule 12: 50S ribosomal protein L16



• Molecule 13: 50S ribosomal protein L17

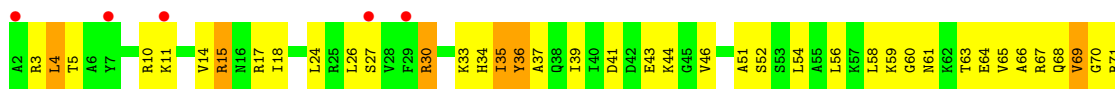


• Molecule 13: 50S ribosomal protein L17

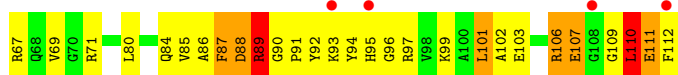
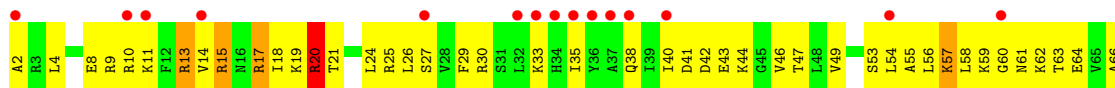


• Molecule 14: 50S ribosomal protein L18






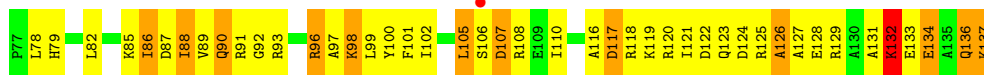
• Molecule 14: 50S ribosomal protein L18



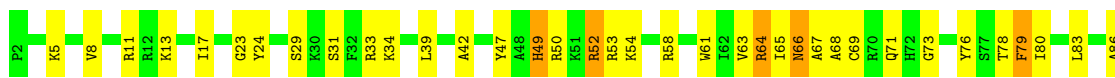
• Molecule 15: 50S ribosomal protein L19



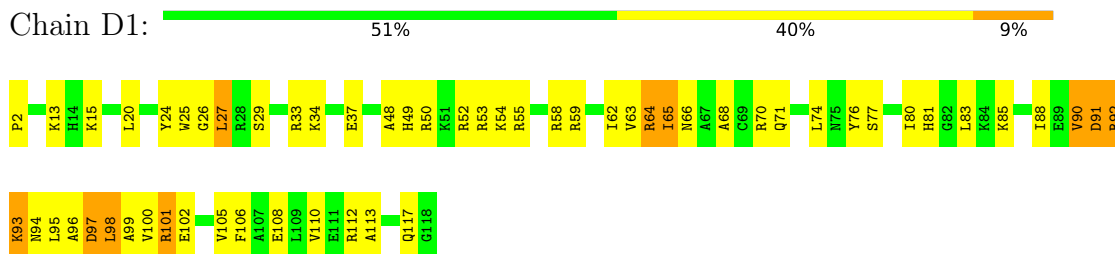
• Molecule 15: 50S ribosomal protein L19



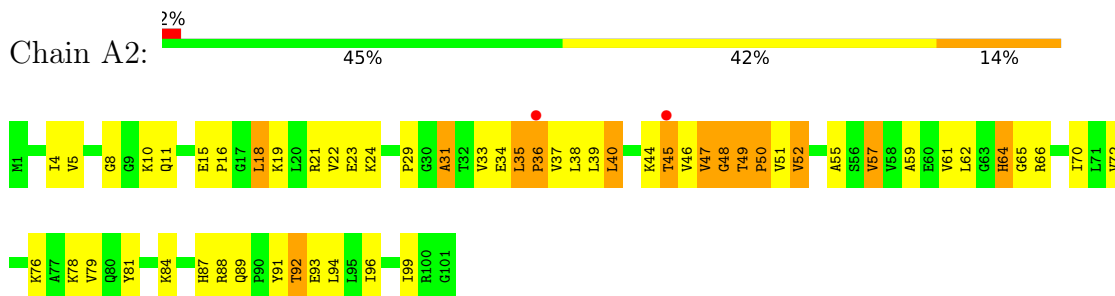
• Molecule 16: 50S ribosomal protein L20



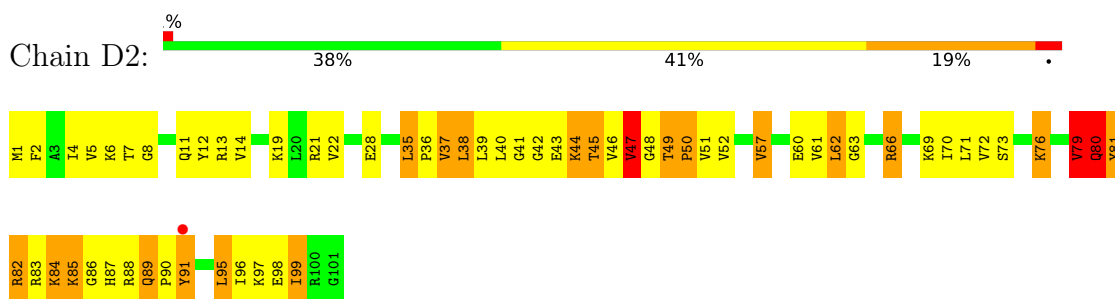
- Molecule 16: 50S ribosomal protein L20



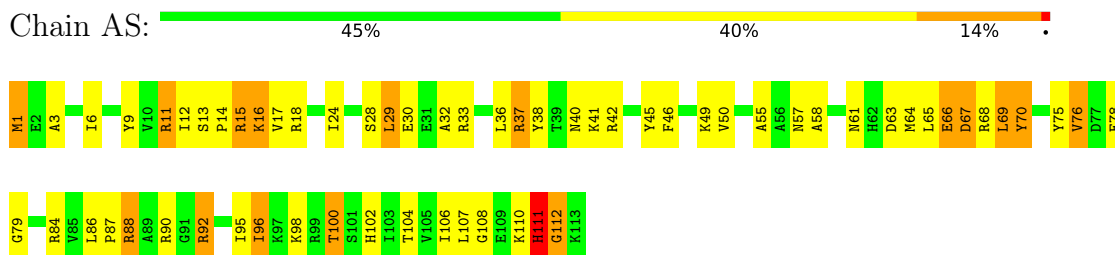
- Molecule 17: 50S ribosomal protein L21



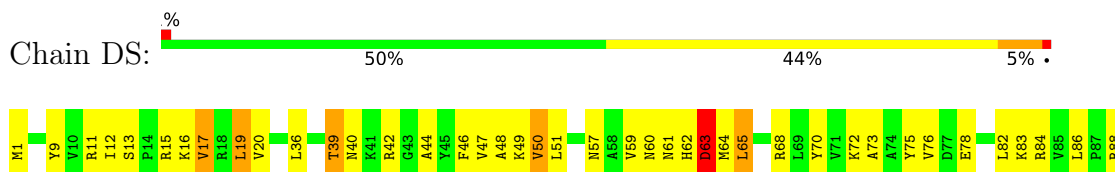
- Molecule 17: 50S ribosomal protein L21



- Molecule 18: 50S ribosomal protein L22

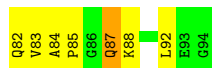


- Molecule 18: 50S ribosomal protein L22

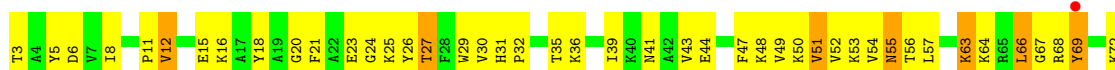




- Molecule 19: 50S ribosomal protein L23



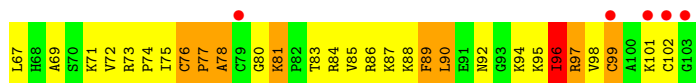

- Molecule 19: 50S ribosomal protein L23



- Molecule 20: 50S ribosomal protein L24

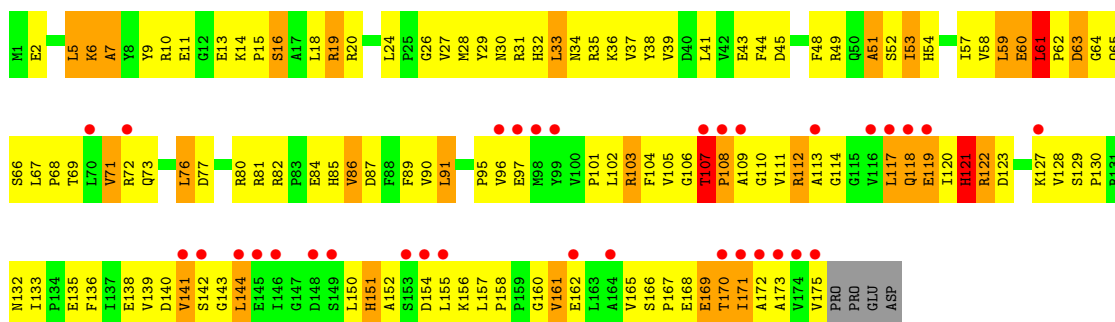


- Molecule 20: 50S ribosomal protein L24

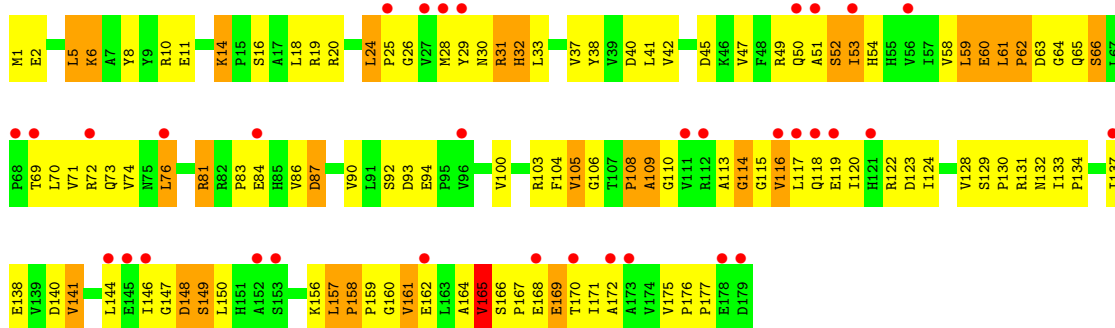


- Molecule 21: 50S ribosomal protein L25





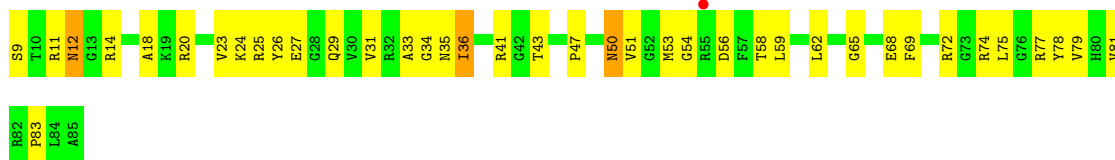
● Molecule 21: 50S ribosomal protein L25



● Molecule 22: 50S ribosomal protein L27

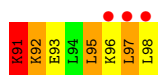


● Molecule 22: 50S ribosomal protein L27



● Molecule 23: 50S ribosomal protein L28





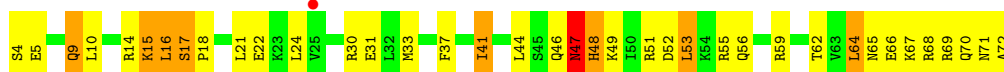
- Molecule 23: 50S ribosomal protein L28



- Molecule 24: 50S ribosomal protein L29



- Molecule 24: 50S ribosomal protein L29



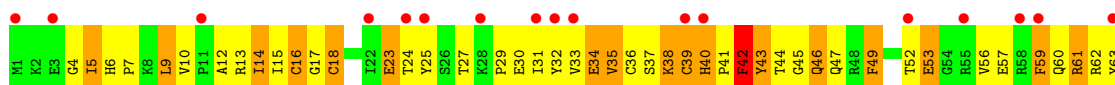
- Molecule 25: 50S ribosomal protein L30



- Molecule 25: 50S ribosomal protein L30

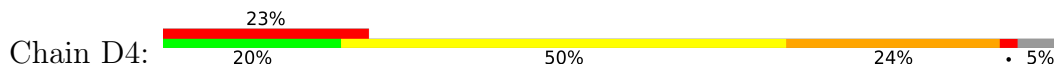


- Molecule 26: 50S ribosomal protein L31

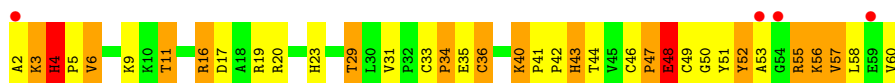




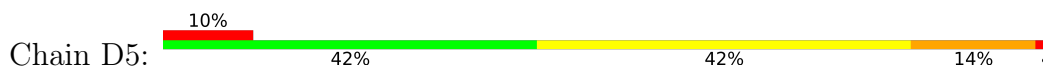
- Molecule 26: 50S ribosomal protein L31



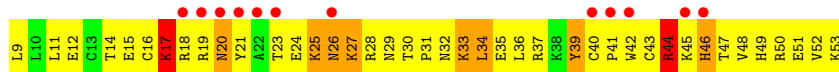
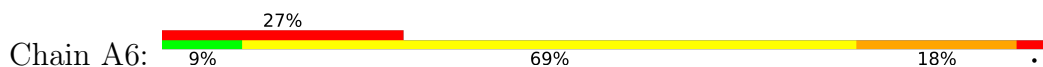
- Molecule 27: 50S ribosomal protein L32



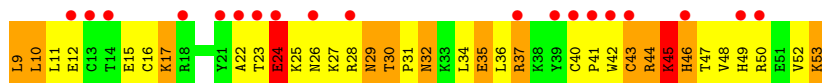
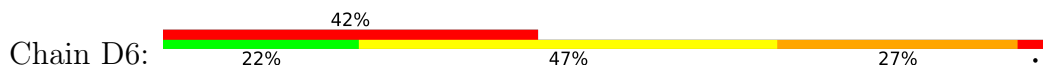
- Molecule 27: 50S ribosomal protein L32



- Molecule 28: 50S ribosomal protein L33



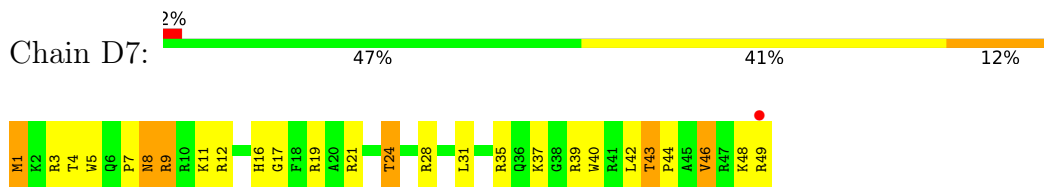
- Molecule 28: 50S ribosomal protein L33



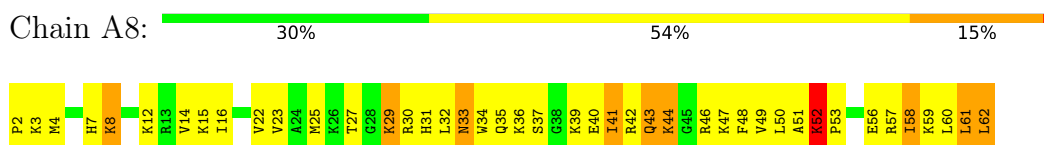
- Molecule 29: 50S ribosomal protein L34



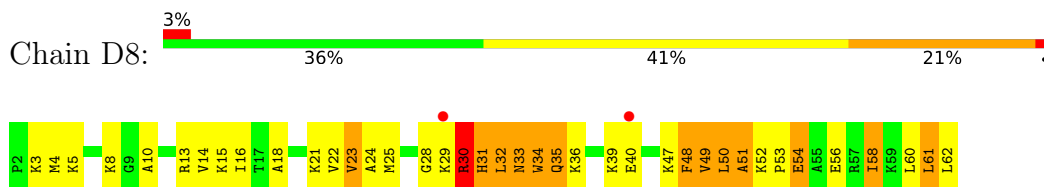
• Molecule 29: 50S ribosomal protein L34



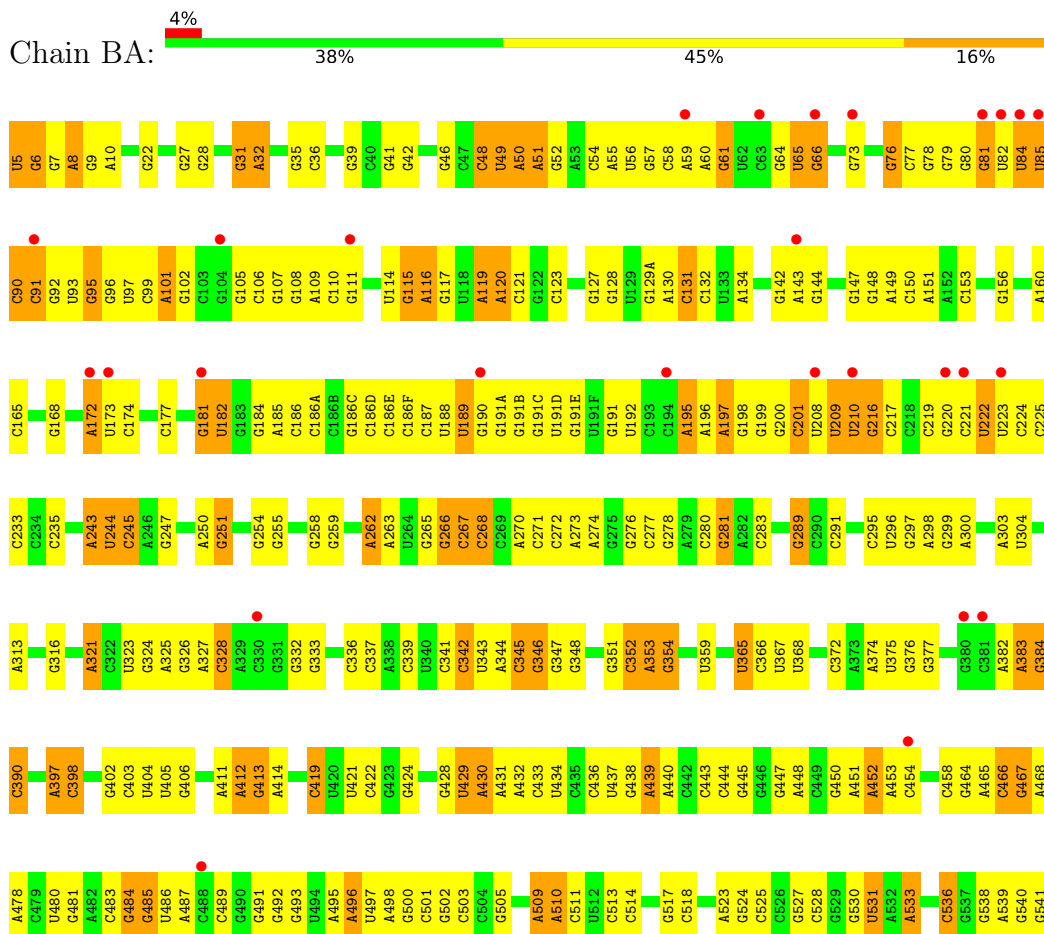
• Molecule 30: 50S ribosomal protein L35

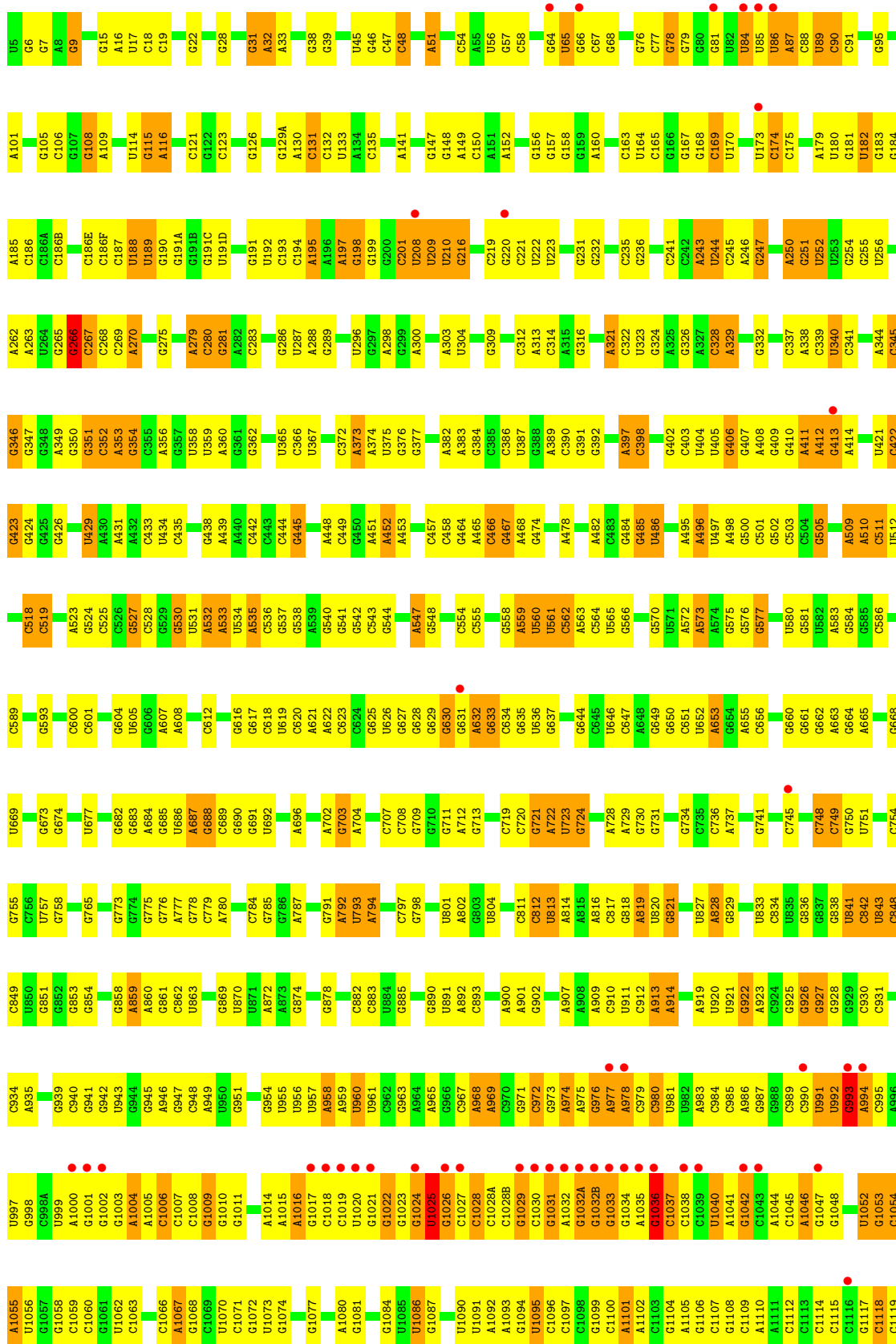


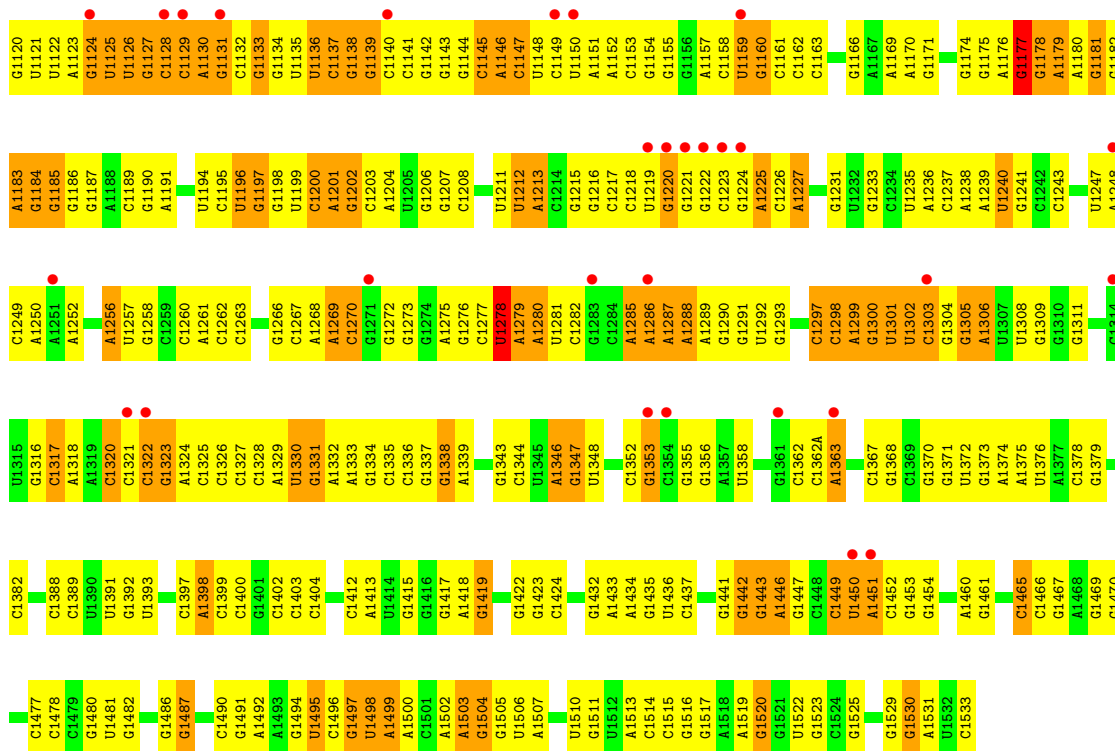
• Molecule 30: 50S ribosomal protein L35



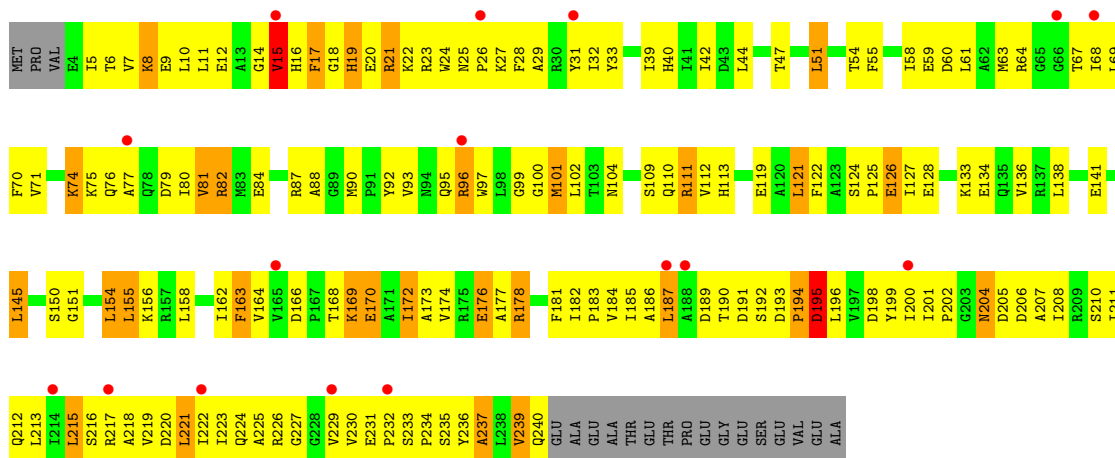
• Molecule 31: 16S ribosomal RNA



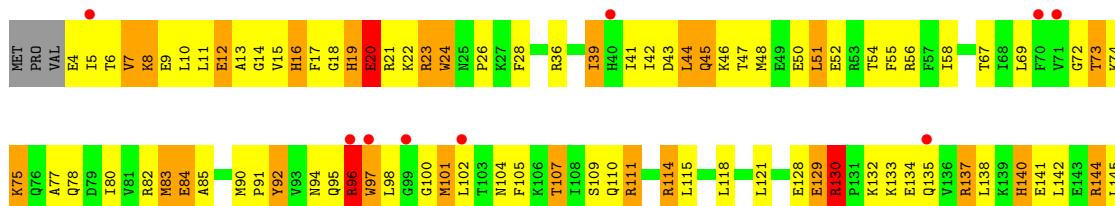


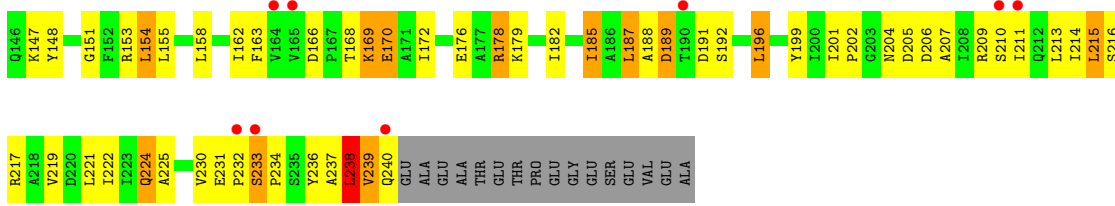


• Molecule 32: 30S RIBOSOMAL PROTEIN S2

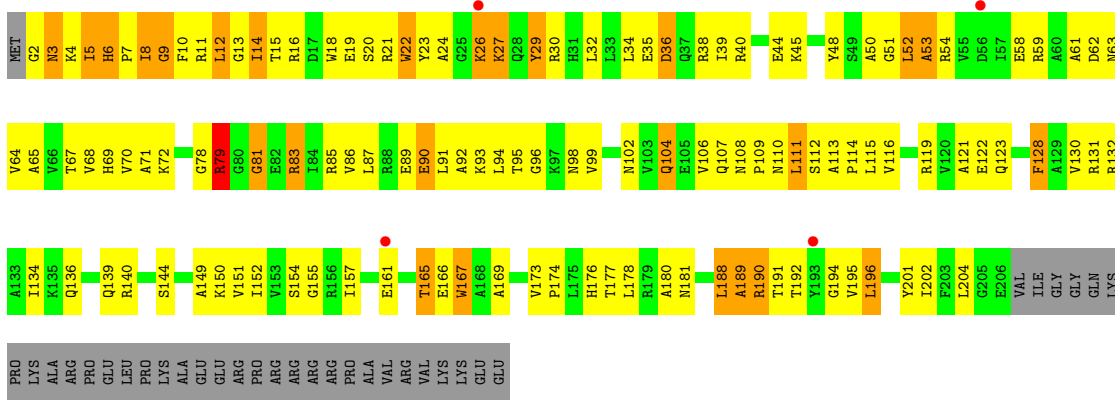


• Molecule 32: 30S RIBOSOMAL PROTEIN S2

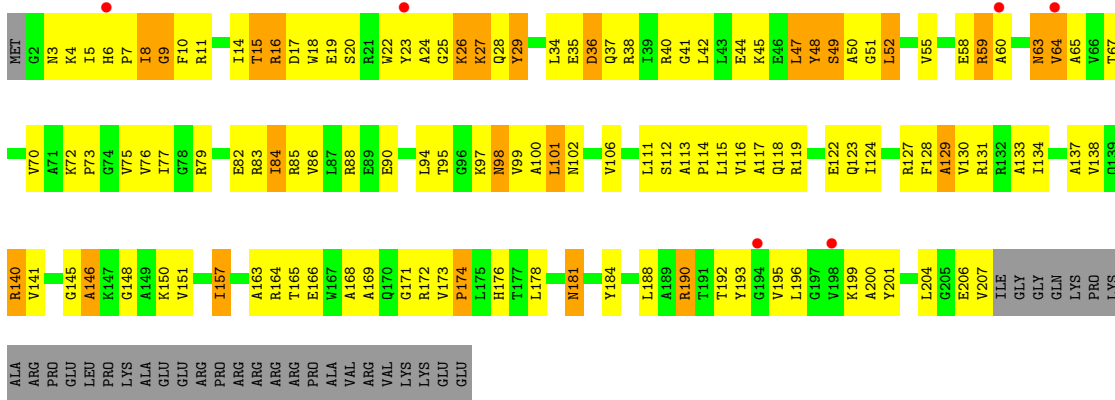




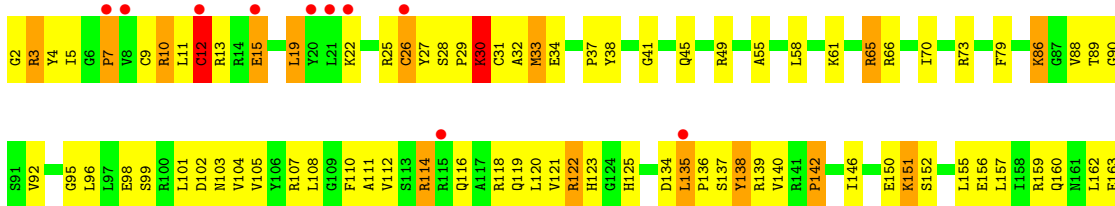
• Molecule 33: 30S RIBOSOMAL PROTEIN S3

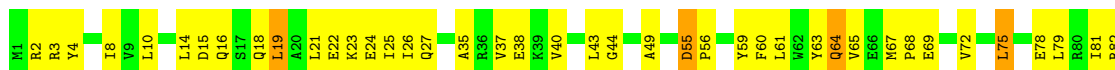
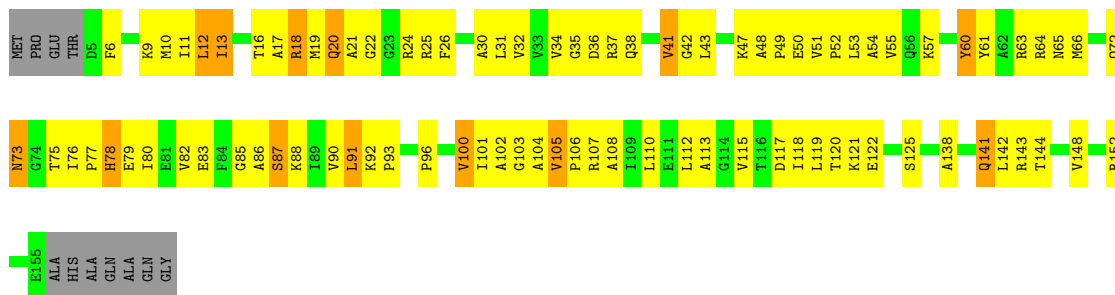
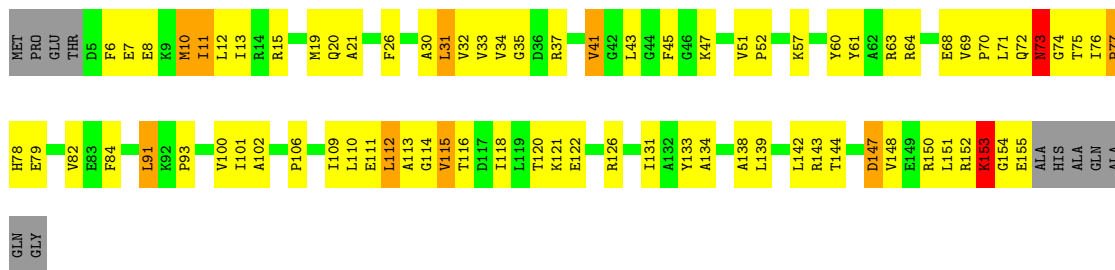
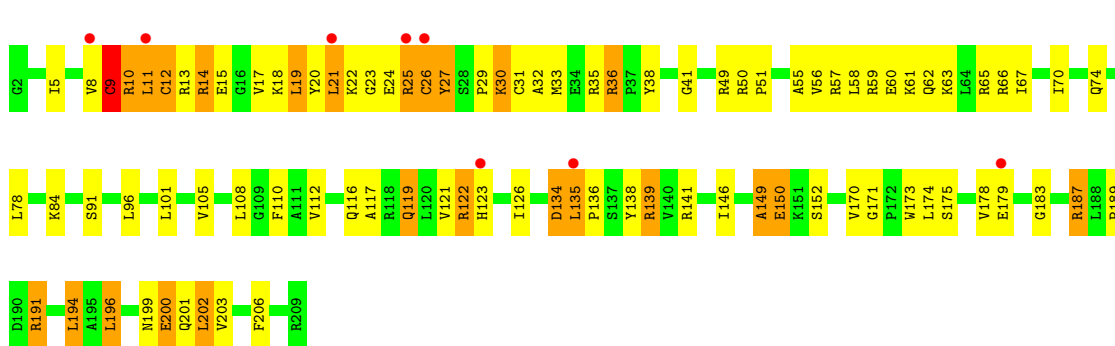
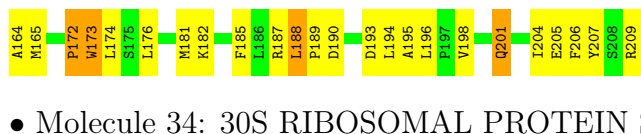


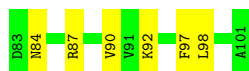
• Molecule 33: 30S RIBOSOMAL PROTEIN S3



• Molecule 34: 30S RIBOSOMAL PROTEIN S4

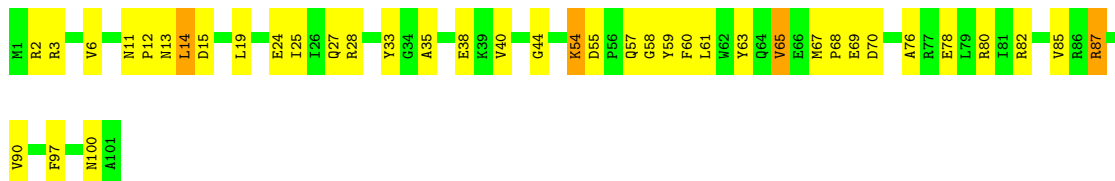






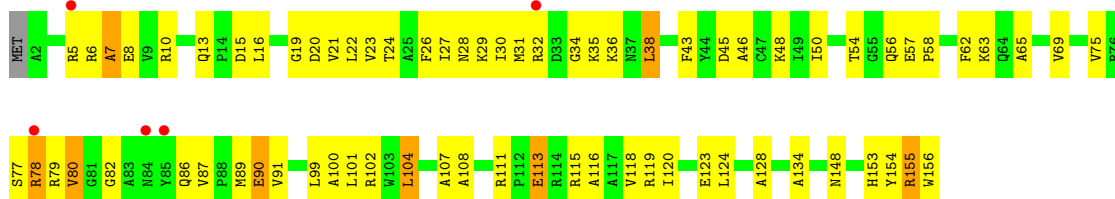
- Molecule 36: 30S RIBOSOMAL PROTEIN S6

Chain CI: 60% 36%



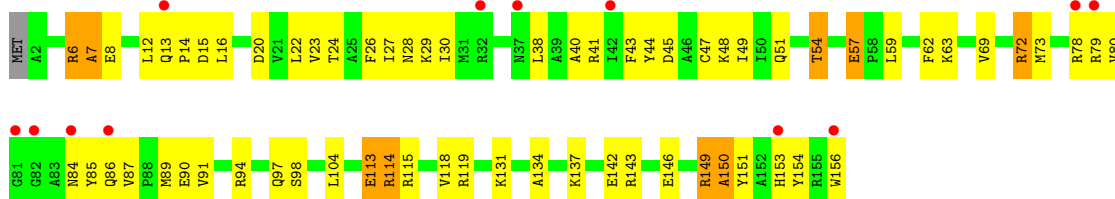
- Molecule 37: 30S RIBOSOMAL PROTEIN S7

Chain BJ: 3% 53% 41% 5%



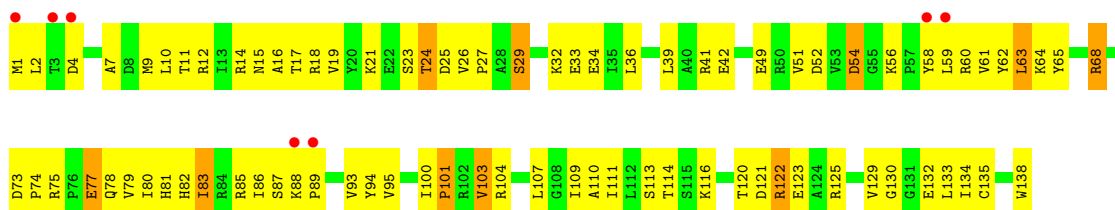
- Molecule 37: 30S RIBOSOMAL PROTEIN S7

Chain CJ: 8% 57% 37% 6%



- Molecule 38: 30S RIBOSOMAL PROTEIN S8

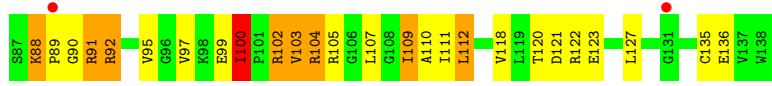
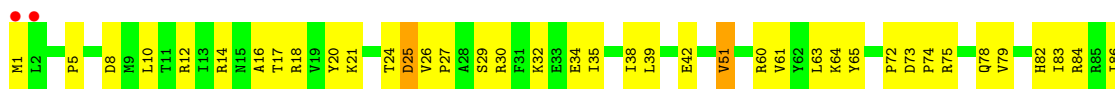
Chain BK: 5% 40% 53% 7%



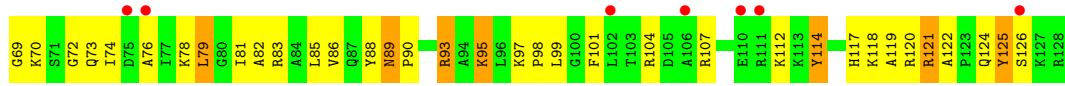
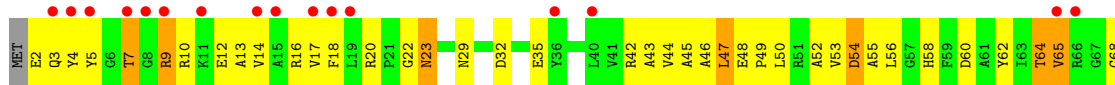
- Molecule 38: 30S RIBOSOMAL PROTEIN S8

Chain CK: 3% 53% 39% 7%

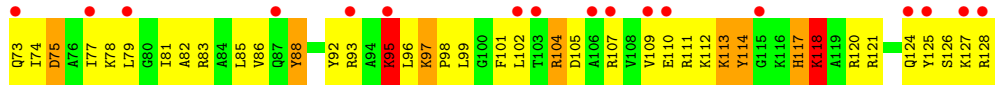




● Molecule 39: 30S RIBOSOMAL PROTEIN S9



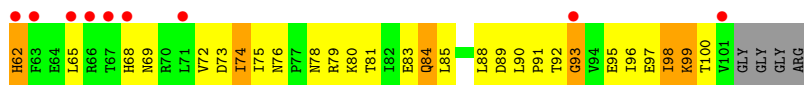
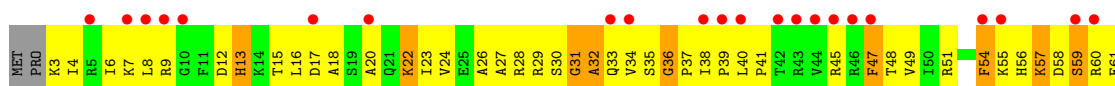
● Molecule 39: 30S RIBOSOMAL PROTEIN S9



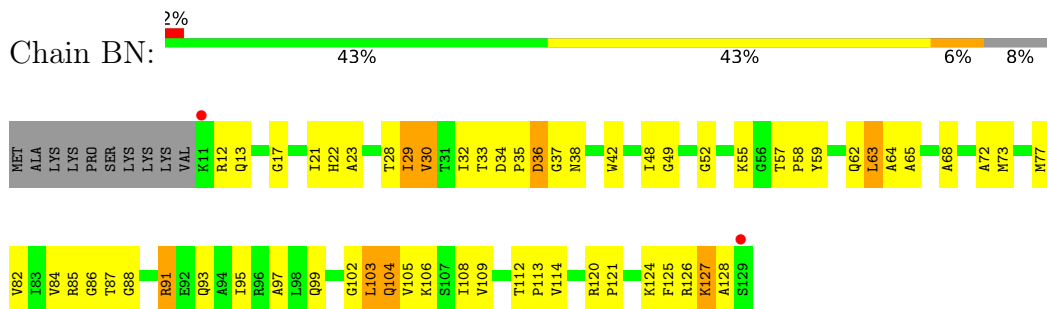
● Molecule 40: 30S RIBOSOMAL PROTEIN S10



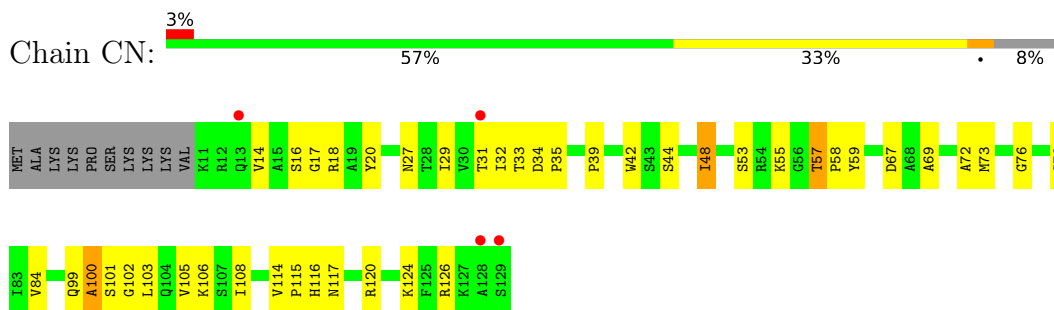
● Molecule 40: 30S RIBOSOMAL PROTEIN S10



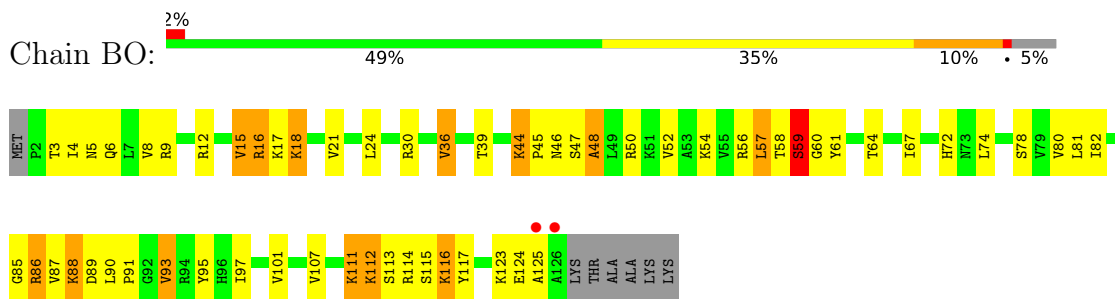
- Molecule 41: 30S RIBOSOMAL PROTEIN S11



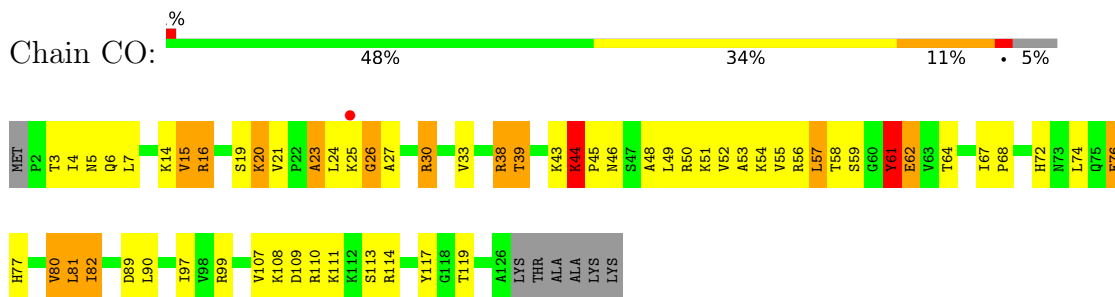
- Molecule 41: 30S RIBOSOMAL PROTEIN S11



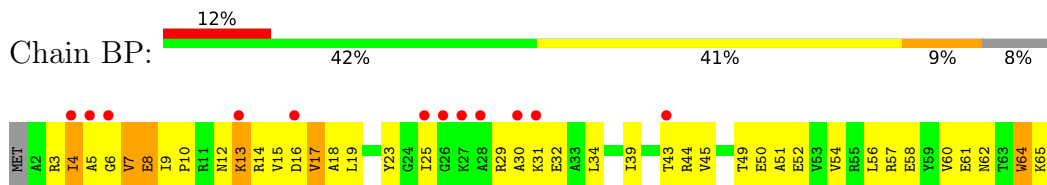
- Molecule 42: 30S RIBOSOMAL PROTEIN S12




- Molecule 42: 30S RIBOSOMAL PROTEIN S12

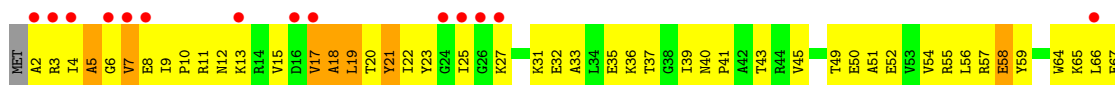


- Molecule 43: 30S RIBOSOMAL PROTEIN S13

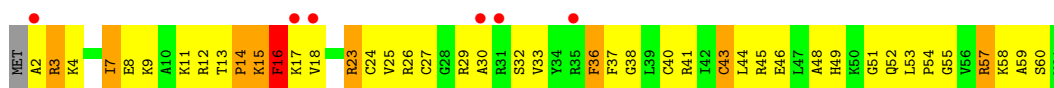
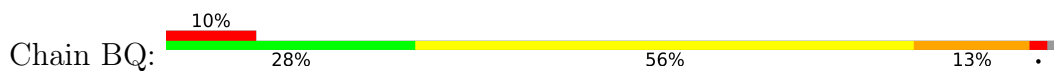




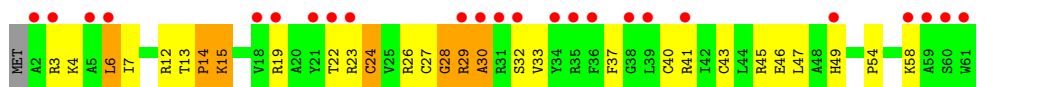
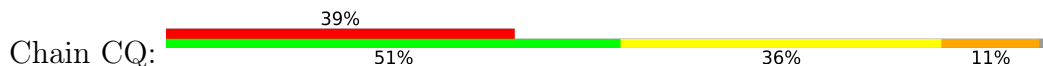
- Molecule 43: 30S RIBOSOMAL PROTEIN S13



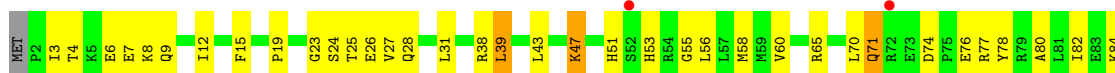
- Molecule 44: 30S RIBOSOMAL PROTEIN S14



- Molecule 44: 30S RIBOSOMAL PROTEIN S14



- Molecule 45: 30S RIBOSOMAL PROTEIN S15

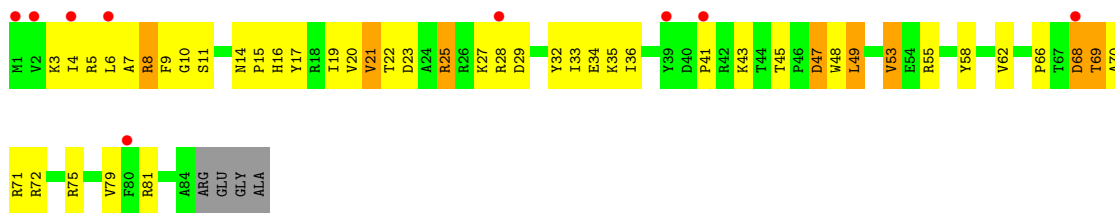


- Molecule 45: 30S RIBOSOMAL PROTEIN S15

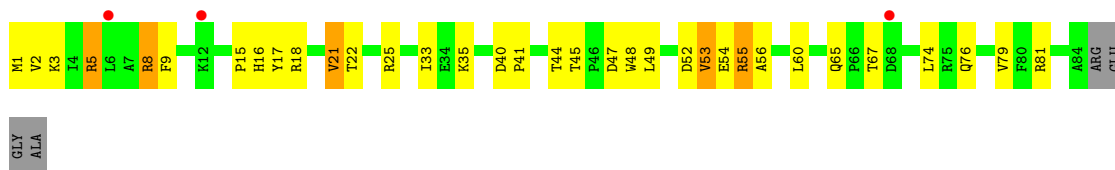


- Molecule 46: 30S RIBOSOMAL PROTEIN S16

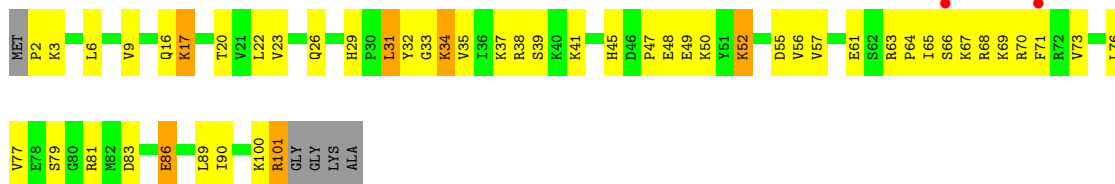




● Molecule 46: 30S RIBOSOMAL PROTEIN S16



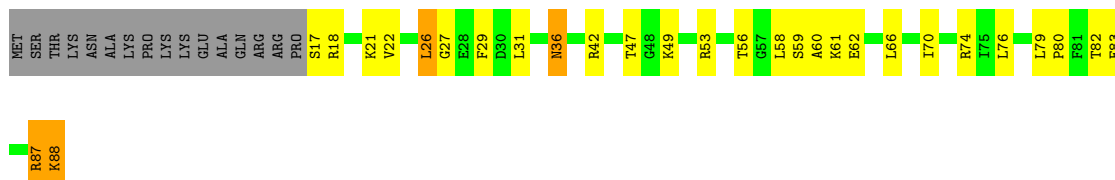
● Molecule 47: 30S RIBOSOMAL PROTEIN S17



● Molecule 47: 30S RIBOSOMAL PROTEIN S17



● Molecule 48: 30S RIBOSOMAL PROTEIN S18

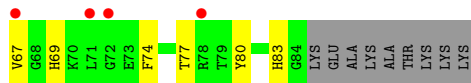
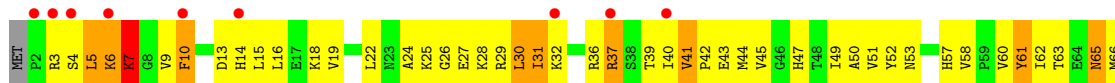


● Molecule 48: 30S RIBOSOMAL PROTEIN S18

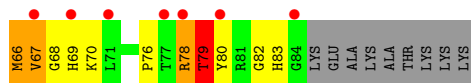





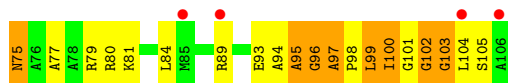
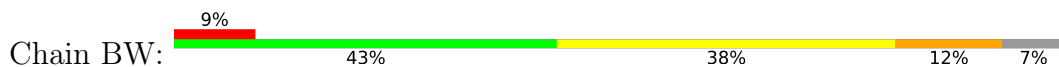
• Molecule 49: 30S RIBOSOMAL PROTEIN S19



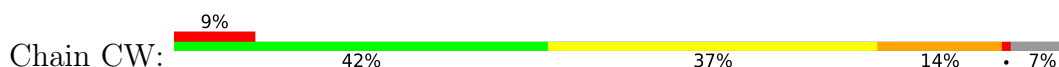
• Molecule 49: 30S RIBOSOMAL PROTEIN S19



• Molecule 50: 30S RIBOSOMAL PROTEIN S20

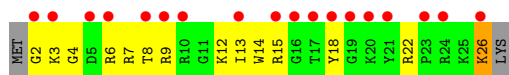


• Molecule 50: 30S RIBOSOMAL PROTEIN S20

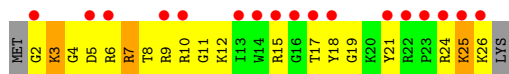


• Molecule 51: 30S RIBOSOMAL PROTEIN THX

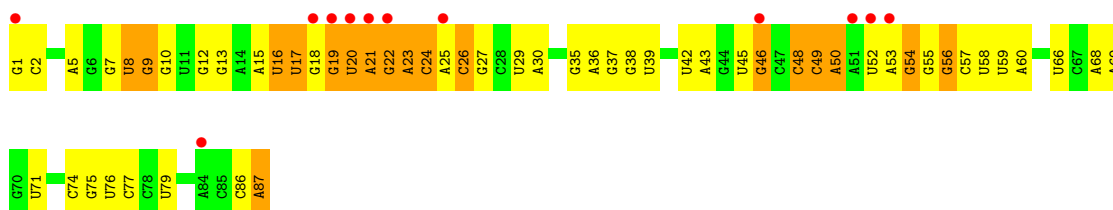




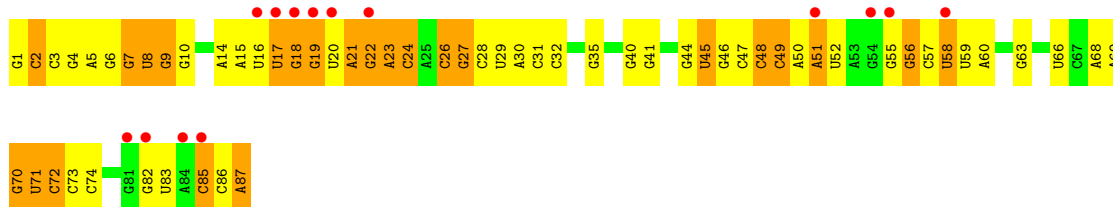
- Molecule 51: 30S RIBOSOMAL PROTEIN THX



- Molecule 52: TRNA-LEU



- Molecule 52: TRNA-LEU



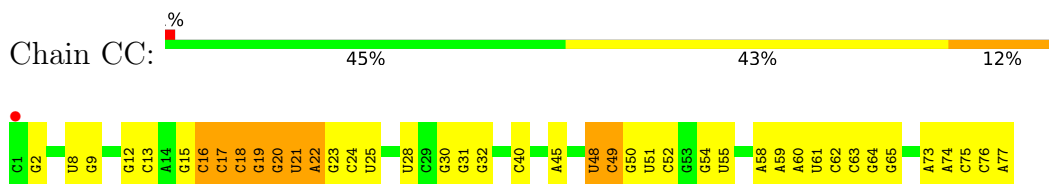
- Molecule 53: TRNA-FMET



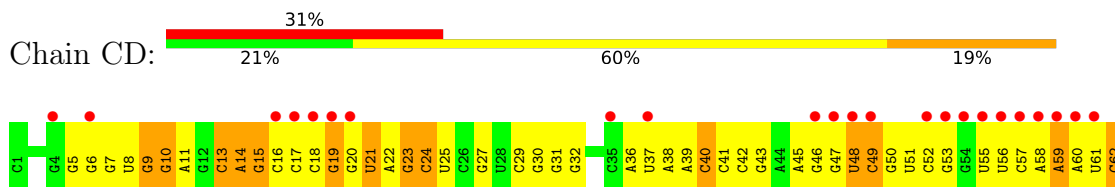
- Molecule 53: TRNA-FMET



- Molecule 53: TRNA-FMET



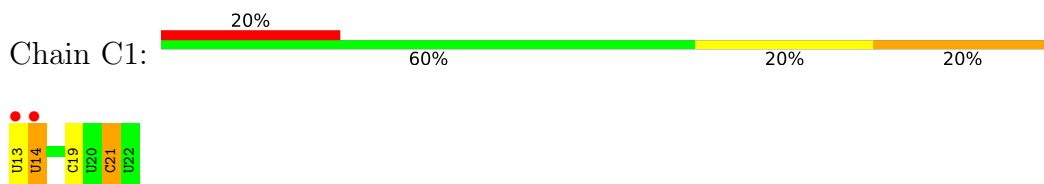
• Molecule 53: TRNA-FMET



• Molecule 54: MRNA



• Molecule 54: MRNA



4 Data and refinement statistics

Property	Value	Source
Space group	P 21 21 21	Depositor
Cell constants a, b, c, α , β , γ	210.19Å 451.05Å 621.99Å 90.00° 90.00° 90.00°	Depositor
Resolution (Å)	153.76 – 3.10 122.29 – 3.00	Depositor EDS
% Data completeness (in resolution range)	100.0 (153.76-3.10) 91.7 (122.29-3.00)	Depositor EDS
R_{merge}	0.33	Depositor
R_{sym}	(Not available)	Depositor
$\langle I/\sigma(I) \rangle$ ¹	0.90 (at 3.01Å)	Xtrriage
Refinement program	PHENIX (phenix.refine: dev_810)	Depositor
R, R_{free}	0.201 , 0.240 0.202 , 0.238	Depositor DCC
R_{free} test set	1986 reflections (0.17%)	wwPDB-VP
Wilson B-factor (Å ²)	76.3	Xtrriage
Anisotropy	0.156	Xtrriage
Bulk solvent k_{sol} (e/Å ³), B_{sol} (Å ²)	0.28 , 86.6	EDS
L-test for twinning ²	$\langle L \rangle = 0.47$, $\langle L^2 \rangle = 0.30$	Xtrriage
Estimated twinning fraction	No twinning to report.	Xtrriage
F_o, F_c correlation	0.93	EDS
Total number of atoms	299628	wwPDB-VP
Average B, all atoms (Å ²)	104.0	wwPDB-VP

Xtrriage's analysis on translational NCS is as follows: *The largest off-origin peak in the Patterson function is 1.45% of the height of the origin peak. No significant pseudotranslation is detected.*

¹Intensities estimated from amplitudes.

²Theoretical values of $\langle |L| \rangle$, $\langle L^2 \rangle$ for acentric reflections are 0.5, 0.333 respectively for untwinned datasets, and 0.375, 0.2 for perfectly twinned datasets.

5 Model quality i

5.1 Standard geometry i

Bond lengths and bond angles in the following residue types are not validated in this section: MG, ZN

The Z score for a bond length (or angle) is the number of standard deviations the observed value is removed from the expected value. A bond length (or angle) with $|Z| > 5$ is considered an outlier worth inspection. RMSZ is the root-mean-square of all Z scores of the bond lengths (or angles).

Mol	Chain	Bond lengths		Bond angles	
		RMSZ	# Z >5	RMSZ	# Z >5
1	AA	0.37	0/70233	0.74	48/109643 (0.0%)
1	DA	0.33	1/70122 (0.0%)	0.71	58/109469 (0.1%)
2	AB	0.31	0/2928	0.72	6/4568 (0.1%)
2	DB	0.27	0/2928	0.71	2/4568 (0.0%)
3	AD	0.31	0/2166	0.55	0/2919
3	DD	0.29	0/2165	0.52	0/2919
4	AE	0.27	0/1602	0.53	0/2160
4	DE	0.27	0/1601	0.54	0/2160
5	AF	0.31	1/1621 (0.1%)	0.50	0/2196
5	DF	0.25	0/1662	0.50	0/2249
6	AG	0.24	0/1499	0.42	0/2016
6	DG	0.22	0/1499	0.41	0/2016
7	AH	0.25	0/1333	0.50	0/1802
7	DH	0.21	0/1332	0.48	0/1802
8	AK	0.24	0/1152	0.49	0/1558
8	DK	0.23	0/1151	0.49	0/1558
9	AM	0.26	0/1132	0.47	0/1525
9	DM	0.23	0/1131	0.45	0/1525
10	AN	0.27	0/943	0.46	0/1269
10	DN	0.26	0/943	0.46	0/1269
11	AO	0.29	0/1162	0.57	0/1544
11	DO	0.26	0/1162	0.56	0/1544
12	AP	0.26	0/1143	0.41	0/1527
12	DP	0.58	1/1143 (0.1%)	0.40	0/1527
13	A0	0.26	0/982	0.50	0/1312
13	D0	0.25	0/974	0.45	0/1302
14	AQ	0.27	0/892	0.53	0/1187
14	DQ	0.23	0/892	0.46	0/1187
15	AR	0.28	0/1156	0.51	0/1542
15	DR	0.26	0/1155	0.45	0/1542
16	A1	0.29	0/982	0.48	0/1306
16	D1	0.24	0/982	0.43	0/1306

Mol	Chain	Bond lengths		Bond angles	
		RMSZ	# Z >5	RMSZ	# Z >5
17	A2	0.27	0/790	0.52	0/1057
17	D2	0.28	0/790	0.51	0/1057
18	AS	0.26	0/911	0.48	0/1220
18	DS	0.26	0/911	0.46	0/1220
19	AT	0.32	0/740	0.48	0/993
19	DT	0.31	0/739	0.46	0/993
20	AU	0.30	0/799	0.52	0/1064
20	DU	0.27	0/798	0.49	0/1064
21	AV	0.22	0/1427	0.48	0/1935
21	DV	0.21	0/1460	0.43	0/1982
22	A3	0.29	0/615	0.49	0/819
22	D3	0.26	0/621	0.43	0/827
23	AZ	0.28	0/770	0.52	0/1022
23	DZ	0.27	0/770	0.49	0/1022
24	AW	0.30	0/560	0.54	0/741
24	DW	0.25	0/583	0.48	0/771
25	AX	0.25	0/474	0.44	0/635
25	DX	0.22	0/474	0.42	0/635
26	A4	0.24	0/545	0.48	0/733
26	D4	0.24	0/527	0.48	0/709
27	A5	0.29	0/473	0.55	0/639
27	D5	0.27	0/473	0.57	0/639
28	A6	0.28	0/397	0.52	0/529
28	D6	0.25	0/396	0.51	0/529
29	A7	0.31	0/438	0.44	0/575
29	D7	0.26	0/438	0.43	0/575
30	A8	0.33	0/494	0.60	0/649
30	D8	0.34	0/494	0.68	0/649
31	BA	0.28	0/36234	0.65	19/56554 (0.0%)
31	CA	0.28	0/36237	0.65	15/56558 (0.0%)
32	BE	0.22	0/1959	0.42	0/2642
32	CE	0.22	0/1959	0.43	0/2642
33	BF	0.22	0/1629	0.41	0/2195
33	CF	0.21	0/1636	0.40	0/2205
34	BG	0.28	0/1733	0.45	0/2318
34	CG	0.26	0/1733	0.45	0/2318
35	BH	0.24	0/1171	0.44	0/1576
35	CH	0.24	0/1171	0.44	0/1576
36	BI	0.23	0/856	0.43	0/1154
36	CI	0.24	0/856	0.43	0/1154
37	BJ	0.22	0/1276	0.39	0/1709
37	CJ	0.22	0/1276	0.38	0/1709
38	BK	0.23	0/1136	0.44	0/1527

Mol	Chain	Bond lengths		Bond angles	
		RMSZ	# Z >5	RMSZ	# Z >5
38	CK	0.22	0/1136	0.43	0/1527
39	BL	0.22	0/1029	0.42	0/1379
39	CL	0.22	0/1029	0.41	0/1379
40	BM	0.22	0/814	0.45	0/1095
40	CM	0.21	0/814	0.43	0/1095
41	BN	0.24	0/900	0.45	0/1213
41	CN	0.23	0/900	0.42	0/1213
42	BO	0.27	0/991	0.49	0/1327
42	CO	0.25	0/991	0.46	0/1327
43	BP	0.22	0/938	0.44	0/1258
43	CP	0.21	0/943	0.43	0/1265
44	BQ	0.26	0/501	0.49	0/664
44	CQ	0.23	0/501	0.43	0/664
45	BR	0.24	0/745	0.41	0/992
45	CR	0.23	0/745	0.40	0/992
46	BS	0.22	0/721	0.43	0/970
46	CS	0.24	0/721	0.43	0/970
47	BT	0.24	0/847	0.43	0/1131
47	CT	0.24	0/847	0.42	0/1131
48	BU	0.24	0/596	0.44	0/790
48	CU	0.24	0/596	0.43	0/790
49	BV	0.23	0/680	0.47	0/915
49	CV	0.22	0/638	0.44	0/860
50	BW	0.22	0/765	0.43	0/1007
50	CW	0.24	0/765	0.45	0/1007
51	BX	0.22	0/221	0.40	0/288
51	CX	0.21	0/221	0.41	0/288
52	BB	0.21	0/2080	0.51	0/3242
52	CB	0.20	0/2080	0.49	0/3242
53	BC	0.25	0/1835	0.56	0/2859
53	BD	0.16	0/1835	0.46	0/2859
53	CC	0.24	0/1835	0.57	0/2859
53	CD	0.16	0/1835	0.47	0/2859
54	B1	0.27	0/226	0.50	0/348
54	C1	0.37	0/226	0.73	1/348 (0.3%)
All	All	0.30	3/324084 (0.0%)	0.64	149/485290 (0.0%)

Chiral center outliers are detected by calculating the chiral volume of a chiral center and verifying if the center is modelled as a planar moiety or with the opposite hand. A planarity outlier is detected by checking planarity of atoms in a peptide group, atoms in a mainchain group or atoms of a sidechain that are expected to be planar.

Mol	Chain	#Chirality outliers	#Planarity outliers
7	AH	0	1
42	BO	0	1
All	All	0	2

All (3) bond length outliers are listed below:

Mol	Chain	Res	Type	Atoms	Z	Observed(Å)	Ideal(Å)
12	DP	141	GLN	C-OXT	17.97	1.57	1.23
1	DA	1342	A	N7-C5	-5.40	1.36	1.39
5	AF	207	GLY	C-N	-5.12	1.23	1.33

The worst 5 of 149 bond angle outliers are listed below:

Mol	Chain	Res	Type	Atoms	Z	Observed(°)	Ideal(°)
1	DA	933	A	C4-N9-C1'	10.03	144.35	126.30
1	DA	933	A	C6-C5-N7	-10.02	125.28	132.30
1	AA	673	C	C2-N3-C4	-9.52	115.14	119.90
1	DA	933	A	C8-N9-C1'	-9.44	110.72	127.70
31	BA	1025	U	C5-C4-O4	-9.10	120.44	125.90

There are no chirality outliers.

All (2) planarity outliers are listed below:

Mol	Chain	Res	Type	Group
7	AH	153	LYS	Peptide
42	BO	44	LYS	Peptide

5.2 Too-close contacts [\(i\)](#)

In the following table, the Non-H and H(model) columns list the number of non-hydrogen atoms and hydrogen atoms in the chain respectively. The H(added) column lists the number of hydrogen atoms added and optimized by MolProbity. The Clashes column lists the number of clashes within the asymmetric unit, whereas Symm-Clashes lists symmetry-related clashes.

Mol	Chain	Non-H	H(model)	H(added)	Clashes	Symm-Clashes
1	AA	62707	0	31614	1928	1
1	DA	62607	0	31565	1969	1
2	AB	2617	0	1328	93	0
2	DB	2617	0	1328	98	0
3	AD	2116	0	2195	197	0
3	DD	2115	0	2195	178	0

Continued on next page...

Continued from previous page...

Mol	Chain	Non-H	H(model)	H(added)	Clashes	Symm-Clashes
4	AE	1569	0	1634	163	0
4	DE	1568	0	1634	175	0
5	AF	1586	0	1632	111	0
5	DF	1627	0	1680	126	0
6	AG	1474	0	1535	127	0
6	DG	1474	0	1535	99	0
7	AH	1308	0	1382	143	0
7	DH	1307	0	1382	102	1
8	AK	1137	0	1223	93	0
8	DK	1136	0	1223	92	0
9	AM	1105	0	1180	98	0
9	DM	1104	0	1180	84	0
10	AN	933	0	996	40	0
10	DN	933	0	996	38	0
11	AO	1145	0	1228	157	0
11	DO	1145	0	1228	169	0
12	AP	1122	0	1179	184	0
12	DP	1122	0	1179	204	0
13	A0	968	0	1033	63	0
13	D0	960	0	1021	69	0
14	AQ	882	0	943	85	0
14	DQ	882	0	943	73	0
15	AR	1142	0	1202	92	0
15	DR	1141	0	1202	96	0
16	A1	964	0	1022	76	0
16	D1	964	0	1022	88	0
17	A2	779	0	852	75	0
17	D2	779	0	852	117	0
18	AS	900	0	964	61	0
18	DS	900	0	964	41	0
19	AT	726	0	778	52	0
19	DT	725	0	778	56	0
20	AU	786	0	878	77	0
20	DU	785	0	878	97	0
21	AV	1397	0	1430	120	0
21	DV	1428	0	1454	100	0
22	A3	607	0	628	41	0
22	D3	613	0	633	45	0
23	AZ	763	0	848	40	0
23	DZ	763	0	848	50	0
24	AW	558	0	610	29	0
24	DW	581	0	629	49	0

Continued on next page...

Continued from previous page...

Mol	Chain	Non-H	H(model)	H(added)	Clashes	Symm-Clashes
25	AX	469	0	518	21	0
25	DX	469	0	518	22	0
26	A4	533	0	522	79	0
26	D4	515	0	510	83	0
27	A5	459	0	480	53	0
27	D5	459	0	480	43	0
28	A6	390	0	404	64	0
28	D6	389	0	404	50	0
29	A7	430	0	480	19	0
29	D7	430	0	480	28	0
30	A8	488	0	560	80	0
30	D8	488	0	560	86	0
31	BA	32369	0	16339	1082	1
31	CA	32372	0	16338	1075	2
32	BE	1924	0	1975	154	0
32	CE	1924	0	1975	162	0
33	BF	1605	0	1668	114	0
33	CF	1612	0	1677	115	0
34	BG	1703	0	1764	120	0
34	CG	1703	0	1763	94	1
35	BH	1155	0	1213	64	0
35	CH	1155	0	1213	75	0
36	BI	843	0	857	41	1
36	CI	843	0	857	38	0
37	BJ	1257	0	1296	65	0
37	CJ	1257	0	1296	62	0
38	BK	1116	0	1177	68	0
38	CK	1116	0	1177	50	0
39	BL	1010	0	1037	84	0
39	CL	1010	0	1037	96	0
40	BM	801	0	849	74	0
40	CM	801	0	849	70	0
41	BN	885	0	904	57	0
41	CN	885	0	904	34	0
42	BO	975	0	1062	52	0
42	CO	975	0	1062	67	0
43	BP	928	0	987	62	0
43	CP	933	0	992	71	0
44	BQ	492	0	529	46	0
44	CQ	492	0	530	38	0
45	BR	734	0	771	34	0
45	CR	734	0	771	34	0

Continued on next page...

Continued from previous page...

Mol	Chain	Non-H	H(model)	H(added)	Clashes	Symm-Clashes
46	BS	705	0	725	41	0
46	CS	705	0	725	32	0
47	BT	834	0	904	47	0
47	CT	834	0	904	31	0
48	BU	591	0	662	24	0
48	CU	591	0	662	18	0
49	BV	665	0	686	66	0
49	CV	624	0	636	65	0
50	BW	763	0	861	56	0
50	CW	763	0	861	47	0
51	BX	217	0	234	16	0
51	CX	217	0	234	20	0
52	BB	1861	0	938	50	0
52	CB	1861	0	938	62	0
53	BC	1643	0	837	48	0
53	BD	1643	0	837	65	0
53	CC	1643	0	837	50	0
53	CD	1643	0	837	79	0
54	B1	205	0	105	7	0
54	C1	205	0	105	5	0
55	A0	1	0	0	0	0
55	A1	1	0	0	0	0
55	A2	1	0	0	0	0
55	A3	1	0	0	0	0
55	A5	2	0	0	0	0
55	A6	1	0	0	0	0
55	A7	1	0	0	0	0
55	AA	630	0	0	0	0
55	AB	17	0	0	0	0
55	AD	2	0	0	0	0
55	AE	4	0	0	0	0
55	AF	3	0	0	0	0
55	AO	3	0	0	0	0
55	AU	1	0	0	0	0
55	B1	2	0	0	0	0
55	BA	244	0	0	0	0
55	BB	8	0	0	0	0
55	BC	9	0	0	0	0
55	BD	1	0	0	0	0
55	BG	1	0	0	0	0
55	BN	2	0	0	0	0
55	BQ	2	0	0	0	0

Continued on next page...

Continued from previous page...

Mol	Chain	Non-H	H(model)	H(added)	Clashes	Symm-Clashes
55	CA	209	0	0	0	0
55	CB	5	0	0	0	0
55	CC	8	0	0	0	0
55	CG	3	0	0	0	0
55	CH	1	0	0	0	0
55	CS	1	0	0	0	0
55	D0	1	0	0	0	0
55	D1	2	0	0	0	0
55	D3	1	0	0	0	0
55	D5	1	0	0	0	0
55	DA	528	0	0	0	0
55	DB	14	0	0	0	0
55	DE	3	0	0	0	0
55	DP	1	0	0	0	0
55	DU	1	0	0	0	0
56	BG	1	0	0	0	0
56	BQ	1	0	0	0	0
56	CG	1	0	0	0	0
56	CQ	1	0	0	0	0
All	All	299628	0	200976	12579	4

The all-atom clashscore is defined as the number of clashes found per 1000 atoms (including hydrogen atoms). The all-atom clashscore for this structure is 25.

The worst 5 of 12579 close contacts within the same asymmetric unit are listed below, sorted by their clash magnitude.

Atom-1	Atom-2	Interatomic distance (Å)	Clash overlap (Å)
6:AG:108:ASN:HA	26:A4:38:LYS:CG	1.41	1.51
6:AG:108:ASN:CA	26:A4:38:LYS:HG2	1.46	1.45
1:AA:1056:G:H21	1:AA:1103:A:N6	1.13	1.45
1:DA:226:G:H21	1:DA:228:A:N6	0.93	1.41
1:DA:226:G:N2	1:DA:228:A:H61	1.15	1.40

All (4) symmetry-related close contacts are listed below. The label for Atom-2 includes the symmetry operator and encoded unit-cell translations to be applied.

Atom-1	Atom-2	Interatomic distance (Å)	Clash overlap (Å)
31:BA:85:U:O2'	7:DH:100:GLY:O[3_555]	1.87	0.33
1:AA:2137:C:OP1	31:CA:999:U:O2'[4_555]	1.89	0.31
36:BI:15:ASP:OD2	34:CG:27:TYR:OH[4_555]	2.05	0.15

Continued on next page...

Continued from previous page...

Atom-1	Atom-2	Interatomic distance (Å)	Clash overlap (Å)
31:CA:86:U:O2'	1:DA:276:A:OP2[3_545]	2.15	0.05

5.3 Torsion angles [i](#)

5.3.1 Protein backbone [i](#)

In the following table, the Percentiles column shows the percent Ramachandran outliers of the chain as a percentile score with respect to all X-ray entries followed by that with respect to entries of similar resolution.

The Analysed column shows the number of residues for which the backbone conformation was analysed, and the total number of residues.

Mol	Chain	Analysed	Favoured	Allowed	Outliers	Percentiles	
3	AD	270/272 (99%)	226 (84%)	31 (12%)	13 (5%)	2	14
3	DD	270/272 (99%)	231 (86%)	25 (9%)	14 (5%)	2	12
4	AE	203/205 (99%)	152 (75%)	33 (16%)	18 (9%)	1	4
4	DE	203/205 (99%)	128 (63%)	41 (20%)	34 (17%)	0	0
5	AF	201/208 (97%)	177 (88%)	13 (6%)	11 (6%)	2	11
5	DF	206/208 (99%)	162 (79%)	25 (12%)	19 (9%)	1	4
6	AG	179/181 (99%)	147 (82%)	21 (12%)	11 (6%)	1	9
6	DG	179/181 (99%)	141 (79%)	27 (15%)	11 (6%)	1	9
7	AH	168/170 (99%)	116 (69%)	22 (13%)	30 (18%)	0	0
7	DH	168/170 (99%)	108 (64%)	37 (22%)	23 (14%)	0	1
8	AK	144/146 (99%)	97 (67%)	27 (19%)	20 (14%)	0	1
8	DK	144/146 (99%)	106 (74%)	26 (18%)	12 (8%)	1	5
9	AM	136/138 (99%)	105 (77%)	18 (13%)	13 (10%)	0	3
9	DM	136/138 (99%)	108 (79%)	20 (15%)	8 (6%)	1	10
10	AN	120/122 (98%)	111 (92%)	7 (6%)	2 (2%)	9	36
10	DN	120/122 (98%)	108 (90%)	11 (9%)	1 (1%)	19	54
11	AO	148/150 (99%)	106 (72%)	25 (17%)	17 (12%)	0	2
11	DO	148/150 (99%)	92 (62%)	28 (19%)	28 (19%)	0	0
12	AP	139/141 (99%)	95 (68%)	25 (18%)	19 (14%)	0	1
12	DP	139/141 (99%)	91 (66%)	20 (14%)	28 (20%)	0	0

Continued on next page...

Continued from previous page...

Mol	Chain	Analysed	Favoured	Allowed	Outliers	Percentiles	
13	A0	116/118 (98%)	93 (80%)	15 (13%)	8 (7%)	1	7
13	D0	115/118 (98%)	93 (81%)	17 (15%)	5 (4%)	2	16
14	AQ	109/111 (98%)	77 (71%)	24 (22%)	8 (7%)	1	6
14	DQ	109/111 (98%)	78 (72%)	21 (19%)	10 (9%)	1	4
15	AR	135/137 (98%)	100 (74%)	25 (18%)	10 (7%)	1	6
15	DR	135/137 (98%)	103 (76%)	23 (17%)	9 (7%)	1	7
16	A1	115/117 (98%)	101 (88%)	7 (6%)	7 (6%)	1	9
16	D1	115/117 (98%)	93 (81%)	15 (13%)	7 (6%)	1	9
17	A2	99/101 (98%)	83 (84%)	9 (9%)	7 (7%)	1	6
17	D2	99/101 (98%)	73 (74%)	14 (14%)	12 (12%)	0	1
18	AS	111/113 (98%)	92 (83%)	14 (13%)	5 (4%)	2	15
18	DS	111/113 (98%)	99 (89%)	10 (9%)	2 (2%)	8	34
19	AT	90/92 (98%)	83 (92%)	6 (7%)	1 (1%)	14	46
19	DT	90/92 (98%)	75 (83%)	12 (13%)	3 (3%)	4	21
20	AU	100/102 (98%)	68 (68%)	19 (19%)	13 (13%)	0	1
20	DU	100/102 (98%)	61 (61%)	22 (22%)	17 (17%)	0	0
21	AV	173/179 (97%)	112 (65%)	36 (21%)	25 (14%)	0	1
21	DV	177/179 (99%)	120 (68%)	27 (15%)	30 (17%)	0	0
22	A3	74/77 (96%)	57 (77%)	15 (20%)	2 (3%)	5	25
22	D3	75/77 (97%)	62 (83%)	13 (17%)	0	100	100
23	AZ	95/97 (98%)	78 (82%)	10 (10%)	7 (7%)	1	6
23	DZ	95/97 (98%)	77 (81%)	7 (7%)	11 (12%)	0	2
24	AW	64/69 (93%)	56 (88%)	3 (5%)	5 (8%)	1	5
24	DW	67/69 (97%)	56 (84%)	5 (8%)	6 (9%)	1	4
25	AX	57/59 (97%)	49 (86%)	8 (14%)	0	100	100
25	DX	57/59 (97%)	51 (90%)	5 (9%)	1 (2%)	8	34
26	A4	64/66 (97%)	38 (59%)	16 (25%)	10 (16%)	0	0
26	D4	61/66 (92%)	24 (39%)	25 (41%)	12 (20%)	0	0
27	A5	57/59 (97%)	40 (70%)	10 (18%)	7 (12%)	0	1
27	D5	57/59 (97%)	46 (81%)	7 (12%)	4 (7%)	1	7
28	A6	43/45 (96%)	25 (58%)	12 (28%)	6 (14%)	0	1

Continued on next page...

Continued from previous page...

Mol	Chain	Analysed	Favoured	Allowed	Outliers	Percentiles	
28	D6	43/45 (96%)	25 (58%)	12 (28%)	6 (14%)	0	1
29	A7	47/49 (96%)	43 (92%)	3 (6%)	1 (2%)	7	30
29	D7	47/49 (96%)	46 (98%)	1 (2%)	0	100	100
30	A8	59/61 (97%)	50 (85%)	5 (8%)	4 (7%)	1	7
30	D8	59/61 (97%)	39 (66%)	11 (19%)	9 (15%)	0	0
32	BE	235/256 (92%)	170 (72%)	47 (20%)	18 (8%)	1	5
32	CE	235/256 (92%)	188 (80%)	23 (10%)	24 (10%)	0	3
33	BF	203/239 (85%)	141 (70%)	46 (23%)	16 (8%)	1	5
33	CF	204/239 (85%)	152 (74%)	37 (18%)	15 (7%)	1	6
34	BG	206/208 (99%)	168 (82%)	27 (13%)	11 (5%)	2	12
34	CG	206/208 (99%)	171 (83%)	30 (15%)	5 (2%)	6	27
35	BH	149/162 (92%)	129 (87%)	14 (9%)	6 (4%)	3	17
35	CH	149/162 (92%)	134 (90%)	11 (7%)	4 (3%)	5	25
36	BI	99/101 (98%)	93 (94%)	4 (4%)	2 (2%)	7	31
36	CI	99/101 (98%)	94 (95%)	4 (4%)	1 (1%)	15	49
37	BJ	153/156 (98%)	137 (90%)	15 (10%)	1 (1%)	22	57
37	CJ	153/156 (98%)	137 (90%)	13 (8%)	3 (2%)	7	31
38	BK	136/138 (99%)	115 (85%)	14 (10%)	7 (5%)	2	13
38	CK	136/138 (99%)	122 (90%)	11 (8%)	3 (2%)	6	29
39	BL	125/128 (98%)	100 (80%)	22 (18%)	3 (2%)	6	27
39	CL	125/128 (98%)	102 (82%)	19 (15%)	4 (3%)	4	22
40	BM	97/105 (92%)	76 (78%)	19 (20%)	2 (2%)	7	30
40	CM	97/105 (92%)	75 (77%)	13 (13%)	9 (9%)	0	3
41	BN	117/129 (91%)	97 (83%)	15 (13%)	5 (4%)	2	16
41	CN	117/129 (91%)	100 (86%)	14 (12%)	3 (3%)	5	26
42	BO	123/132 (93%)	101 (82%)	13 (11%)	9 (7%)	1	6
42	CO	123/132 (93%)	96 (78%)	19 (15%)	8 (6%)	1	8
43	BP	114/126 (90%)	86 (75%)	20 (18%)	8 (7%)	1	7
43	CP	115/126 (91%)	83 (72%)	22 (19%)	10 (9%)	1	4
44	BQ	58/61 (95%)	42 (72%)	11 (19%)	5 (9%)	1	4
44	CQ	58/61 (95%)	41 (71%)	11 (19%)	6 (10%)	0	3

Continued on next page...

Continued from previous page...

Mol	Chain	Analysed	Favoured	Allowed	Outliers	Percentiles	
45	BR	86/89 (97%)	75 (87%)	9 (10%)	2 (2%)	6	28
45	CR	86/89 (97%)	76 (88%)	9 (10%)	1 (1%)	13	44
46	BS	82/88 (93%)	65 (79%)	14 (17%)	3 (4%)	3	19
46	CS	82/88 (93%)	69 (84%)	13 (16%)	0	100	100
47	BT	98/105 (93%)	85 (87%)	11 (11%)	2 (2%)	7	31
47	CT	98/105 (93%)	92 (94%)	4 (4%)	2 (2%)	7	31
48	BU	70/88 (80%)	60 (86%)	8 (11%)	2 (3%)	4	24
48	CU	70/88 (80%)	63 (90%)	7 (10%)	0	100	100
49	BV	81/93 (87%)	63 (78%)	11 (14%)	7 (9%)	1	4
49	CV	76/93 (82%)	53 (70%)	16 (21%)	7 (9%)	1	4
50	BW	97/106 (92%)	75 (77%)	12 (12%)	10 (10%)	0	3
50	CW	97/106 (92%)	73 (75%)	13 (13%)	11 (11%)	0	2
51	BX	23/27 (85%)	19 (83%)	3 (13%)	1 (4%)	2	16
51	CX	23/27 (85%)	19 (83%)	0	4 (17%)	0	0
All	All	11342/11844 (96%)	8910 (79%)	1590 (14%)	842 (7%)	1	6

5 of 842 Ramachandran outliers are listed below:

Mol	Chain	Res	Type
3	AD	26	LYS
3	AD	28	GLU
3	AD	33	LEU
3	AD	122	ASP
3	AD	237	GLU

5.3.2 Protein sidechains [i](#)

In the following table, the Percentiles column shows the percent sidechain outliers of the chain as a percentile score with respect to all X-ray entries followed by that with respect to entries of similar resolution.

The Analysed column shows the number of residues for which the sidechain conformation was analysed, and the total number of residues.

Mol	Chain	Analysed	Rotameric	Outliers	Percentiles	
3	AD	214/214 (100%)	182 (85%)	32 (15%)	3	12
3	DD	214/214 (100%)	179 (84%)	35 (16%)	2	10

Continued on next page...

Continued from previous page...

Mol	Chain	Analysed	Rotameric	Outliers	Percentiles	
4	AE	165/165 (100%)	133 (81%)	32 (19%)	1	6
4	DE	165/165 (100%)	138 (84%)	27 (16%)	2	10
5	AF	161/165 (98%)	139 (86%)	22 (14%)	3	16
5	DF	165/165 (100%)	142 (86%)	23 (14%)	3	15
6	AG	155/155 (100%)	134 (86%)	21 (14%)	4	16
6	DG	155/155 (100%)	135 (87%)	20 (13%)	4	18
7	AH	142/142 (100%)	118 (83%)	24 (17%)	2	9
7	DH	142/142 (100%)	130 (92%)	12 (8%)	10	37
8	AK	122/122 (100%)	106 (87%)	16 (13%)	4	17
8	DK	122/122 (100%)	103 (84%)	19 (16%)	2	11
9	AM	117/117 (100%)	99 (85%)	18 (15%)	2	11
9	DM	117/117 (100%)	98 (84%)	19 (16%)	2	10
10	AN	100/100 (100%)	91 (91%)	9 (9%)	9	34
10	DN	100/100 (100%)	89 (89%)	11 (11%)	6	25
11	AO	116/116 (100%)	87 (75%)	29 (25%)	0	2
11	DO	116/116 (100%)	84 (72%)	32 (28%)	0	1
12	AP	111/111 (100%)	87 (78%)	24 (22%)	1	4
12	DP	111/111 (100%)	85 (77%)	26 (23%)	1	3
13	A0	101/101 (100%)	82 (81%)	19 (19%)	1	6
13	D0	100/101 (99%)	85 (85%)	15 (15%)	3	12
14	AQ	87/87 (100%)	68 (78%)	19 (22%)	1	4
14	DQ	87/87 (100%)	76 (87%)	11 (13%)	4	18
15	AR	120/120 (100%)	100 (83%)	20 (17%)	2	9
15	DR	120/120 (100%)	91 (76%)	29 (24%)	0	2
16	A1	93/93 (100%)	82 (88%)	11 (12%)	5	21
16	D1	93/93 (100%)	88 (95%)	5 (5%)	22	53
17	A2	82/82 (100%)	71 (87%)	11 (13%)	4	16
17	D2	82/82 (100%)	68 (83%)	14 (17%)	2	9
18	AS	92/92 (100%)	74 (80%)	18 (20%)	1	6
18	DS	92/92 (100%)	77 (84%)	15 (16%)	2	10
19	AT	74/74 (100%)	62 (84%)	12 (16%)	2	10

Continued on next page...

Continued from previous page...

Mol	Chain	Analysed	Rotameric	Outliers	Percentiles	
19	DT	74/74 (100%)	63 (85%)	11 (15%)	3	13
20	AU	85/85 (100%)	70 (82%)	15 (18%)	2	8
20	DU	85/85 (100%)	67 (79%)	18 (21%)	1	5
21	AV	154/158 (98%)	130 (84%)	24 (16%)	2	11
21	DV	158/158 (100%)	146 (92%)	12 (8%)	13	41
22	A3	61/62 (98%)	57 (93%)	4 (7%)	16	47
22	D3	62/62 (100%)	58 (94%)	4 (6%)	17	47
23	AZ	82/82 (100%)	72 (88%)	10 (12%)	5	19
23	DZ	82/82 (100%)	71 (87%)	11 (13%)	4	16
24	AW	62/64 (97%)	50 (81%)	12 (19%)	1	6
24	DW	64/64 (100%)	56 (88%)	8 (12%)	4	18
25	AX	51/51 (100%)	46 (90%)	5 (10%)	8	29
25	DX	51/51 (100%)	48 (94%)	3 (6%)	19	50
26	A4	59/59 (100%)	49 (83%)	10 (17%)	2	9
26	D4	57/59 (97%)	50 (88%)	7 (12%)	4	19
27	A5	51/51 (100%)	39 (76%)	12 (24%)	1	3
27	D5	51/51 (100%)	41 (80%)	10 (20%)	1	6
28	A6	44/44 (100%)	37 (84%)	7 (16%)	2	11
28	D6	44/44 (100%)	34 (77%)	10 (23%)	1	3
29	A7	42/42 (100%)	35 (83%)	7 (17%)	2	9
29	D7	42/42 (100%)	34 (81%)	8 (19%)	1	6
30	A8	51/51 (100%)	40 (78%)	11 (22%)	1	4
30	D8	51/51 (100%)	44 (86%)	7 (14%)	3	16
32	BE	205/220 (93%)	174 (85%)	31 (15%)	3	12
32	CE	205/220 (93%)	174 (85%)	31 (15%)	3	12
33	BF	159/188 (85%)	137 (86%)	22 (14%)	3	16
33	CF	160/188 (85%)	139 (87%)	21 (13%)	4	17
34	BG	180/180 (100%)	161 (89%)	19 (11%)	6	26
34	CG	180/180 (100%)	152 (84%)	28 (16%)	2	11
35	BH	116/123 (94%)	101 (87%)	15 (13%)	4	18
35	CH	116/123 (94%)	101 (87%)	15 (13%)	4	18

Continued on next page...

Continued from previous page...

Mol	Chain	Analysed	Rotameric	Outliers	Percentiles	
36	BI	90/90 (100%)	82 (91%)	8 (9%)	9	34
36	CI	90/90 (100%)	85 (94%)	5 (6%)	21	52
37	BJ	126/127 (99%)	113 (90%)	13 (10%)	7	27
37	CJ	126/127 (99%)	107 (85%)	19 (15%)	3	12
38	BK	119/119 (100%)	109 (92%)	10 (8%)	11	38
38	CK	119/119 (100%)	109 (92%)	10 (8%)	11	38
39	BL	98/99 (99%)	81 (83%)	17 (17%)	2	9
39	CL	98/99 (99%)	85 (87%)	13 (13%)	4	16
40	BM	89/92 (97%)	79 (89%)	10 (11%)	6	24
40	CM	89/92 (97%)	78 (88%)	11 (12%)	4	19
41	BN	90/99 (91%)	81 (90%)	9 (10%)	7	28
41	CN	90/99 (91%)	82 (91%)	8 (9%)	9	34
42	BO	104/109 (95%)	87 (84%)	17 (16%)	2	10
42	CO	104/109 (95%)	92 (88%)	12 (12%)	5	22
43	BP	94/101 (93%)	85 (90%)	9 (10%)	8	31
43	CP	94/101 (93%)	80 (85%)	14 (15%)	3	13
44	BQ	49/50 (98%)	40 (82%)	9 (18%)	1	7
44	CQ	49/50 (98%)	47 (96%)	2 (4%)	30	64
45	BR	79/80 (99%)	76 (96%)	3 (4%)	33	66
45	CR	79/80 (99%)	72 (91%)	7 (9%)	9	34
46	BS	72/74 (97%)	64 (89%)	8 (11%)	6	24
46	CS	72/74 (97%)	63 (88%)	9 (12%)	4	18
47	BT	95/97 (98%)	86 (90%)	9 (10%)	8	31
47	CT	95/97 (98%)	91 (96%)	4 (4%)	30	62
48	BU	63/77 (82%)	58 (92%)	5 (8%)	12	40
48	CU	63/77 (82%)	56 (89%)	7 (11%)	6	24
49	BV	72/80 (90%)	60 (83%)	12 (17%)	2	9
49	CV	67/80 (84%)	55 (82%)	12 (18%)	2	8
50	BW	76/82 (93%)	67 (88%)	9 (12%)	5	21
50	CW	76/82 (93%)	66 (87%)	10 (13%)	4	17
51	BX	20/22 (91%)	19 (95%)	1 (5%)	24	57

Continued on next page...

Continued from previous page...

Mol	Chain	Analysed	Rotameric	Outliers	Percentiles	
51	CX	20/22 (91%)	20 (100%)	0	100	100
All	All	9584/9828 (98%)	8234 (86%)	1350 (14%)	3	15

5 of 1350 residues with a non-rotameric sidechain are listed below:

Mol	Chain	Res	Type
50	CW	84	LEU
12	DP	103	MET
3	DD	176	ARG
50	CW	83	ARG
7	DH	89	ILE

Sometimes sidechains can be flipped to improve hydrogen bonding and reduce clashes. 5 of 259 such sidechains are listed below:

Mol	Chain	Res	Type
19	DT	31	HIS
21	DV	50	GLN
34	BG	201	GLN
34	BG	45	GLN
22	D3	50	ASN

5.3.3 RNA [i](#)

Mol	Chain	Analysed	Backbone Outliers	Pucker Outliers
1	AA	2911/2912 (99%)	555 (19%)	51 (1%)
1	DA	2905/2912 (99%)	601 (20%)	50 (1%)
2	AB	121/122 (99%)	24 (19%)	0
2	DB	121/122 (99%)	28 (23%)	0
31	BA	1506/1506 (100%)	291 (19%)	32 (2%)
31	CA	1505/1506 (99%)	315 (20%)	42 (2%)
52	BB	86/87 (98%)	26 (30%)	4 (4%)
52	CB	86/87 (98%)	30 (34%)	3 (3%)
53	BC	77/77 (100%)	12 (15%)	3 (3%)
53	BD	76/77 (98%)	25 (32%)	2 (2%)
53	CC	76/77 (98%)	14 (18%)	3 (3%)
53	CD	76/77 (98%)	16 (21%)	2 (2%)
54	B1	9/10 (90%)	2 (22%)	0
54	C1	9/10 (90%)	2 (22%)	0
All	All	9564/9582 (99%)	1941 (20%)	192 (2%)

5 of 1941 RNA backbone outliers are listed below:

Mol	Chain	Res	Type
1	AA	10	G
1	AA	15	G
1	AA	23	G
1	AA	34	C
1	AA	35	G

5 of 192 RNA pucker outliers are listed below:

Mol	Chain	Res	Type
31	CA	993	G
1	DA	71	A
31	CA	1128	C
31	CA	1442	G
1	DA	654(S)	G

5.4 Non-standard residues in protein, DNA, RNA chains [i](#)

There are no non-standard protein/DNA/RNA residues in this entry.

5.5 Carbohydrates [i](#)

There are no monosaccharides in this entry.

5.6 Ligand geometry [i](#)

Of 1720 ligands modelled in this entry, 1720 are monoatomic - leaving 0 for Mogul analysis.

There are no bond length outliers.

There are no bond angle outliers.

There are no chirality outliers.

There are no torsion outliers.

There are no ring outliers.

No monomer is involved in short contacts.

5.7 Other polymers [i](#)

There are no such residues in this entry.

5.8 Polymer linkage issues

There are no chain breaks in this entry.

6 Fit of model and data i

6.1 Protein, DNA and RNA chains i

In the following table, the column labelled ‘#RSRZ > 2’ contains the number (and percentage) of RSRZ outliers, followed by percent RSRZ outliers for the chain as percentile scores relative to all X-ray entries and entries of similar resolution. The OWAB column contains the minimum, median, 95th percentile and maximum values of the occupancy-weighted average B-factor per residue. The column labelled ‘Q < 0.9’ lists the number of (and percentage) of residues with an average occupancy less than 0.9.

Mol	Chain	Analysed	<RSRZ>	#RSRZ > 2		OWAB(Å ²)	Q < 0.9
1	AA	2912/2912 (100%)	0.58	125 (4%)	35 17	38, 71, 209, 243	0
1	DA	2907/2912 (99%)	0.62	150 (5%)	27 12	49, 82, 229, 246	0
2	AB	122/122 (100%)	0.36	0	100 100	73, 98, 119, 180	0
2	DB	122/122 (100%)	0.41	2 (1%)	72 51	87, 121, 145, 200	0
3	AD	272/272 (100%)	0.14	0	100 100	38, 61, 83, 107	0
3	DD	272/272 (100%)	0.14	1 (0%)	92 84	45, 69, 94, 125	0
4	AE	205/205 (100%)	0.18	4 (1%)	65 44	44, 82, 133, 147	0
4	DE	205/205 (100%)	0.40	7 (3%)	45 24	51, 90, 144, 167	0
5	AF	203/208 (97%)	0.06	0	100 100	40, 74, 116, 133	0
5	DF	208/208 (100%)	0.21	4 (1%)	66 46	54, 96, 161, 183	0
6	AG	181/181 (100%)	0.83	21 (11%)	4 2	91, 110, 140, 149	0
6	DG	181/181 (100%)	0.60	11 (6%)	21 9	112, 138, 161, 171	0
7	AH	170/170 (100%)	0.30	4 (2%)	59 37	80, 110, 129, 154	0
7	DH	170/170 (100%)	1.80	67 (39%)	0 0	150, 196, 217, 230	0
8	AK	146/146 (100%)	0.14	3 (2%)	63 43	75, 124, 142, 149	0
8	DK	146/146 (100%)	0.19	2 (1%)	75 56	76, 127, 150, 154	0
9	AM	138/138 (100%)	-0.04	0	100 100	63, 86, 124, 137	0
9	DM	138/138 (100%)	0.15	2 (1%)	75 56	74, 105, 136, 148	0
10	AN	122/122 (100%)	0.11	0	100 100	54, 74, 92, 103	0
10	DN	122/122 (100%)	0.07	0	100 100	62, 84, 106, 123	0
11	AO	150/150 (100%)	0.28	3 (2%)	65 44	45, 82, 112, 166	0
11	DO	150/150 (100%)	0.51	7 (4%)	31 15	50, 100, 140, 180	0
12	AP	141/141 (100%)	0.42	4 (2%)	53 30	58, 85, 110, 134	0
12	DP	141/141 (100%)	0.45	4 (2%)	53 30	58, 101, 131, 154	0

Continued on next page...

Continued from previous page...

Mol	Chain	Analysed	<RSRZ>	#RSRZ>2	OWAB(Å ²)	Q<0.9
13	A0	118/118 (100%)	0.12	1 (0%) 86 72	55, 80, 102, 114	0
13	D0	117/118 (99%)	0.20	0 100 100	58, 78, 100, 119	0
14	AQ	111/111 (100%)	0.41	6 (5%) 25 12	75, 96, 120, 136	0
14	DQ	111/111 (100%)	0.89	19 (17%) 1 0	80, 118, 143, 165	0
15	AR	137/137 (100%)	0.06	1 (0%) 87 75	69, 89, 140, 171	0
15	DR	137/137 (100%)	0.22	3 (2%) 62 41	70, 94, 158, 186	0
16	A1	117/117 (100%)	0.23	2 (1%) 70 49	46, 74, 108, 149	0
16	D1	117/117 (100%)	0.22	0 100 100	59, 95, 138, 157	0
17	A2	101/101 (100%)	-0.03	2 (1%) 65 44	47, 96, 125, 142	0
17	D2	101/101 (100%)	0.07	1 (0%) 82 67	57, 121, 140, 151	0
18	AS	113/113 (100%)	-0.01	0 100 100	46, 70, 106, 155	0
18	DS	113/113 (100%)	0.08	1 (0%) 84 69	61, 74, 107, 155	0
19	AT	92/92 (100%)	0.03	0 100 100	54, 68, 98, 112	0
19	DT	92/92 (100%)	0.16	1 (1%) 80 64	64, 86, 112, 128	0
20	AU	102/102 (100%)	0.25	2 (1%) 65 44	70, 97, 148, 168	0
20	DU	102/102 (100%)	0.73	15 (14%) 2 1	85, 113, 163, 184	0
21	AV	175/179 (97%)	0.96	33 (18%) 1 0	87, 125, 190, 195	0
21	DV	179/179 (100%)	1.00	34 (18%) 1 0	112, 156, 209, 216	0
22	A3	76/77 (98%)	0.28	0 100 100	56, 75, 95, 135	0
22	D3	77/77 (100%)	0.35	1 (1%) 77 59	66, 88, 113, 152	0
23	AZ	97/97 (100%)	0.32	4 (4%) 37 18	50, 69, 126, 161	0
23	DZ	97/97 (100%)	0.36	3 (3%) 49 26	52, 78, 131, 156	0
24	AW	66/69 (95%)	-0.14	0 100 100	60, 77, 97, 134	0
24	DW	69/69 (100%)	0.25	1 (1%) 75 56	79, 105, 134, 172	0
25	AX	59/59 (100%)	0.13	1 (1%) 70 49	63, 80, 112, 127	0
25	DX	59/59 (100%)	0.19	1 (1%) 70 49	74, 100, 138, 162	0
26	A4	66/66 (100%)	1.61	20 (30%) 0 0	117, 153, 177, 184	0
26	D4	63/66 (95%)	1.17	15 (23%) 0 0	143, 184, 193, 201	0
27	A5	59/59 (100%)	0.35	4 (6%) 17 7	43, 85, 167, 172	0
27	D5	59/59 (100%)	0.54	6 (10%) 6 2	55, 83, 177, 186	0
28	A6	45/45 (100%)	1.33	12 (26%) 0 0	107, 136, 159, 163	0

Continued on next page...

Continued from previous page...

Mol	Chain	Analysed	<RSRZ>	#RSRZ>2	OWAB(Å ²)	Q<0.9
28	D6	45/45 (100%)	2.18	19 (42%) 0 0	121, 158, 176, 182	0
29	A7	49/49 (100%)	0.25	2 (4%) 37 18	38, 47, 95, 123	0
29	D7	49/49 (100%)	0.27	1 (2%) 65 44	49, 58, 115, 133	0
30	A8	61/61 (100%)	0.29	0 100 100	55, 68, 85, 108	0
30	D8	61/61 (100%)	0.60	2 (3%) 46 24	65, 81, 103, 120	0
31	BA	1506/1506 (100%)	0.64	65 (4%) 35 17	54, 103, 187, 244	0
31	CA	1506/1506 (100%)	0.67	73 (4%) 30 14	59, 109, 187, 245	0
32	BE	237/256 (92%)	0.36	16 (6%) 17 7	107, 142, 181, 191	0
32	CE	237/256 (92%)	0.52	17 (7%) 15 6	117, 158, 190, 208	0
33	BF	205/239 (85%)	0.05	4 (1%) 65 44	88, 118, 150, 162	0
33	CF	206/239 (86%)	0.25	6 (2%) 51 28	119, 143, 172, 183	0
34	BG	208/208 (100%)	0.42	10 (4%) 30 14	84, 110, 135, 149	0
34	CG	208/208 (100%)	0.26	8 (3%) 40 20	74, 101, 128, 142	0
35	BH	151/162 (93%)	0.17	0 100 100	79, 101, 129, 159	0
35	CH	151/162 (93%)	0.24	0 100 100	90, 114, 139, 162	0
36	BI	101/101 (100%)	-0.11	0 100 100	77, 102, 122, 143	0
36	CI	101/101 (100%)	-0.19	0 100 100	73, 98, 121, 149	0
37	BJ	155/156 (99%)	0.21	5 (3%) 47 25	101, 122, 156, 167	0
37	CJ	155/156 (99%)	0.40	12 (7%) 13 5	105, 127, 158, 165	0
38	BK	138/138 (100%)	0.54	7 (5%) 28 13	84, 108, 123, 132	0
38	CK	138/138 (100%)	0.43	4 (2%) 51 28	93, 118, 131, 141	0
39	BL	127/128 (99%)	1.19	23 (18%) 1 0	91, 141, 160, 169	0
39	CL	127/128 (99%)	1.55	41 (32%) 0 0	107, 151, 168, 172	0
40	BM	99/105 (94%)	0.98	20 (20%) 1 0	87, 140, 171, 176	0
40	CM	99/105 (94%)	1.25	31 (31%) 0 0	113, 154, 173, 176	0
41	BN	119/129 (92%)	0.11	2 (1%) 70 49	63, 101, 133, 162	0
41	CN	119/129 (92%)	0.27	4 (3%) 45 24	77, 103, 141, 166	0
42	BO	125/132 (94%)	0.17	2 (1%) 72 51	61, 78, 116, 162	0
42	CO	125/132 (94%)	0.25	1 (0%) 86 72	70, 97, 130, 168	0
43	BP	116/126 (92%)	0.78	15 (12%) 3 1	87, 124, 144, 158	0
43	CP	117/126 (92%)	0.88	18 (15%) 2 1	105, 152, 166, 174	0

Continued on next page...

Continued from previous page...

Mol	Chain	Analysed	<RSRZ>	#RSRZ>2	OWAB(Å ²)	Q<0.9
44	BQ	60/61 (98%)	0.85	6 (10%) 7 2	84, 107, 124, 134	0
44	CQ	60/61 (98%)	1.83	24 (40%) 0 0	120, 136, 153, 161	0
45	BR	88/89 (98%)	0.32	4 (4%) 33 16	73, 97, 120, 126	0
45	CR	88/89 (98%)	0.30	2 (2%) 60 39	75, 105, 129, 135	0
46	BS	84/88 (95%)	0.86	9 (10%) 6 2	98, 113, 141, 173	0
46	CS	84/88 (95%)	0.60	3 (3%) 42 22	79, 96, 122, 161	0
47	BT	100/105 (95%)	0.42	2 (2%) 65 44	85, 105, 123, 137	0
47	CT	100/105 (95%)	0.48	3 (3%) 50 27	81, 104, 126, 143	0
48	BU	72/88 (81%)	0.06	0 100 100	75, 102, 140, 169	0
48	CU	72/88 (81%)	0.08	1 (1%) 75 56	86, 109, 150, 165	0
49	BV	83/93 (89%)	0.96	13 (15%) 2 1	103, 129, 145, 156	0
49	CV	78/93 (83%)	1.35	18 (23%) 0 0	137, 160, 180, 183	0
50	BW	99/106 (93%)	0.80	10 (10%) 7 2	101, 123, 152, 162	0
50	CW	99/106 (93%)	0.72	10 (10%) 7 2	79, 110, 149, 164	0
51	BX	25/27 (92%)	2.56	18 (72%) 0 0	93, 114, 133, 155	0
51	CX	25/27 (92%)	3.20	17 (68%) 0 0	110, 134, 152, 170	0
52	BB	87/87 (100%)	0.93	12 (13%) 2 1	83, 164, 192, 209	0
52	CB	87/87 (100%)	0.95	14 (16%) 1 1	99, 167, 196, 209	0
53	BC	77/77 (100%)	0.33	0 100 100	66, 101, 139, 152	0
53	BD	77/77 (100%)	1.40	22 (28%) 0 0	75, 226, 239, 242	0
53	CC	77/77 (100%)	0.36	1 (1%) 77 59	77, 110, 148, 162	0
53	CD	77/77 (100%)	1.68	24 (31%) 0 0	78, 227, 239, 242	0
54	B1	10/10 (100%)	0.75	1 (10%) 7 2	73, 80, 132, 141	0
54	C1	10/10 (100%)	1.06	2 (20%) 1 0	81, 98, 145, 150	0
All	All	21111/21426 (98%)	0.52	1234 (5%) 23 10	38, 99, 184, 246	0

The worst 5 of 1234 RSRZ outliers are listed below:

Mol	Chain	Res	Type	RSRZ
16	A1	118	GLY	11.8
26	D4	63	TYR	10.4
41	CN	129	SER	10.3
28	A6	42	TRP	10.2
11	DO	64	LYS	9.4

6.2 Non-standard residues in protein, DNA, RNA chains [i](#)

There are no non-standard protein/DNA/RNA residues in this entry.

6.3 Carbohydrates [i](#)

There are no monosaccharides in this entry.

6.4 Ligands [i](#)

In the following table, the Atoms column lists the number of modelled atoms in the group and the number defined in the chemical component dictionary. The B-factors column lists the minimum, median, 95th percentile and maximum values of B factors of atoms in the group. The column labelled 'Q< 0.9' lists the number of atoms with occupancy less than 0.9.

Mol	Type	Chain	Res	Atoms	RSCC	RSR	B-factors(\AA^2)	Q<0.9
55	MG	AA	3431	1/1	-0.40	1.28	197,197,197,197	0
55	MG	DB	206	1/1	-0.34	0.27	122,122,122,122	0
55	MG	CA	1704	1/1	-0.12	1.13	129,129,129,129	0
55	MG	DA	3397	1/1	-0.06	0.90	150,150,150,150	0
55	MG	CA	1714	1/1	0.07	1.37	115,115,115,115	0
55	MG	CA	1667	1/1	0.08	0.34	144,144,144,144	0
55	MG	DA	3124	1/1	0.10	1.33	111,111,111,111	0
55	MG	CA	1753	1/1	0.21	0.94	129,129,129,129	0
55	MG	BC	104	1/1	0.22	1.10	106,106,106,106	0
55	MG	BA	1841	1/1	0.23	0.74	105,105,105,105	0
55	MG	BA	1712	1/1	0.24	0.46	125,125,125,125	0
55	MG	AA	3463	1/1	0.26	0.77	108,108,108,108	0
55	MG	DB	213	1/1	0.27	0.33	90,90,90,90	0
55	MG	AA	3318	1/1	0.28	0.97	120,120,120,120	0
55	MG	CA	1626	1/1	0.28	0.28	103,103,103,103	0
55	MG	AA	3459	1/1	0.29	0.87	110,110,110,110	0
55	MG	BA	1788	1/1	0.30	0.16	108,108,108,108	0
55	MG	DA	3267	1/1	0.31	0.51	74,74,74,74	0
55	MG	AA	3443	1/1	0.31	0.23	95,95,95,95	0
55	MG	CA	1720	1/1	0.32	0.63	108,108,108,108	0
55	MG	DA	3455	1/1	0.32	0.56	95,95,95,95	0
55	MG	DA	3249	1/1	0.32	0.18	87,87,87,87	0
55	MG	AA	3230	1/1	0.32	0.18	112,112,112,112	0
55	MG	AA	3049	1/1	0.33	0.68	106,106,106,106	0
55	MG	DA	3360	1/1	0.35	0.30	96,96,96,96	0
55	MG	DA	3392	1/1	0.35	0.38	106,106,106,106	0

Continued on next page...

Continued from previous page...

Mol	Type	Chain	Res	Atoms	RSCC	RSR	B-factors(Å ²)	Q<0.9
55	MG	BC	109	1/1	0.36	0.65	92,92,92,92	0
55	MG	AA	3231	1/1	0.36	0.51	120,120,120,120	0
55	MG	AA	3629	1/1	0.37	0.50	107,107,107,107	0
55	MG	BA	1843	1/1	0.37	0.67	87,87,87,87	0
55	MG	DA	3440	1/1	0.37	0.48	92,92,92,92	0
55	MG	DB	208	1/1	0.38	0.56	114,114,114,114	0
55	MG	DA	3244	1/1	0.38	0.95	106,106,106,106	0
55	MG	AA	3223	1/1	0.40	0.64	72,72,72,72	0
55	MG	CA	1789	1/1	0.40	0.18	117,117,117,117	0
55	MG	AA	3346	1/1	0.40	0.86	98,98,98,98	0
55	MG	DA	3285	1/1	0.40	0.40	109,109,109,109	0
55	MG	CA	1748	1/1	0.41	0.44	91,91,91,91	0
55	MG	AA	3504	1/1	0.42	0.43	103,103,103,103	0
55	MG	BA	1754	1/1	0.42	0.35	80,80,80,80	0
55	MG	DA	3375	1/1	0.42	0.58	82,82,82,82	0
55	MG	DB	207	1/1	0.42	0.39	98,98,98,98	0
55	MG	BA	1779	1/1	0.42	0.76	105,105,105,105	0
55	MG	AA	3121	1/1	0.42	0.59	93,93,93,93	0
55	MG	AA	3506	1/1	0.43	0.56	73,73,73,73	0
55	MG	AA	3303	1/1	0.43	0.48	91,91,91,91	0
55	MG	BA	1674	1/1	0.43	0.19	113,113,113,113	0
55	MG	CA	1762	1/1	0.43	0.47	105,105,105,105	0
55	MG	AA	3536	1/1	0.44	0.45	102,102,102,102	0
55	MG	CA	1615	1/1	0.44	0.42	92,92,92,92	0
55	MG	DA	3260	1/1	0.44	0.56	82,82,82,82	0
55	MG	DA	3277	1/1	0.45	0.38	77,77,77,77	0
55	MG	DA	3382	1/1	0.45	0.26	84,84,84,84	0
55	MG	CB	104	1/1	0.45	0.29	114,114,114,114	0
55	MG	BA	1718	1/1	0.45	0.38	104,104,104,104	0
55	MG	DA	3372	1/1	0.45	0.41	108,108,108,108	0
55	MG	DA	3446	1/1	0.46	0.31	98,98,98,98	0
55	MG	DA	3298	1/1	0.46	0.41	95,95,95,95	0
55	MG	CA	1742	1/1	0.46	0.34	93,93,93,93	0
55	MG	DA	3016	1/1	0.47	0.71	105,105,105,105	0
55	MG	DA	3433	1/1	0.47	0.39	110,110,110,110	0
55	MG	AA	3419	1/1	0.47	0.19	102,102,102,102	0
55	MG	AA	3314	1/1	0.48	0.43	82,82,82,82	0
55	MG	DA	3054	1/1	0.48	0.60	105,105,105,105	0
55	MG	DA	3477	1/1	0.48	0.75	125,125,125,125	0
55	MG	AA	3497	1/1	0.48	0.27	105,105,105,105	0
55	MG	AB	204	1/1	0.48	0.20	94,94,94,94	0

Continued on next page...

Continued from previous page...

Mol	Type	Chain	Res	Atoms	RSCC	RSR	B-factors(\AA^2)	Q<0.9
55	MG	AA	3404	1/1	0.48	0.27	89,89,89,89	0
55	MG	AA	3294	1/1	0.48	0.49	99,99,99,99	0
55	MG	DA	3340	1/1	0.49	0.31	107,107,107,107	0
55	MG	AA	3079	1/1	0.49	0.55	100,100,100,100	0
55	MG	BA	1734	1/1	0.49	0.69	96,96,96,96	0
55	MG	CA	1662	1/1	0.49	0.59	102,102,102,102	0
55	MG	DA	3121	1/1	0.49	0.51	99,99,99,99	0
55	MG	CA	1769	1/1	0.49	0.21	109,109,109,109	0
55	MG	AA	3558	1/1	0.49	0.59	110,110,110,110	0
55	MG	DA	3323	1/1	0.49	0.65	85,85,85,85	0
55	MG	DA	3398	1/1	0.50	0.23	107,107,107,107	0
55	MG	CA	1763	1/1	0.51	0.20	96,96,96,96	0
55	MG	DA	3304	1/1	0.51	0.33	106,106,106,106	0
55	MG	AA	3351	1/1	0.52	1.02	84,84,84,84	0
55	MG	CA	1795	1/1	0.52	0.23	110,110,110,110	0
55	MG	DA	3334	1/1	0.52	0.60	95,95,95,95	0
55	MG	DA	3059	1/1	0.52	0.61	104,104,104,104	0
55	MG	BA	1751	1/1	0.52	0.32	122,122,122,122	0
55	MG	DA	3010	1/1	0.53	0.41	121,121,121,121	0
55	MG	BA	1784	1/1	0.53	0.18	106,106,106,106	0
55	MG	AA	3499	1/1	0.53	0.61	79,79,79,79	0
55	MG	CA	1759	1/1	0.53	0.22	100,100,100,100	0
55	MG	DA	3474	1/1	0.53	0.67	103,103,103,103	0
55	MG	CA	1614	1/1	0.54	0.46	95,95,95,95	0
55	MG	BA	1769	1/1	0.54	0.35	86,86,86,86	0
55	MG	AA	3165	1/1	0.54	0.24	71,71,71,71	0
55	MG	AA	3148	1/1	0.54	0.46	70,70,70,70	0
55	MG	DA	3389	1/1	0.54	0.77	85,85,85,85	0
55	MG	BA	1766	1/1	0.54	0.68	116,116,116,116	0
55	MG	A6	101	1/1	0.55	1.61	121,121,121,121	0
55	MG	AA	3300	1/1	0.55	0.27	77,77,77,77	0
55	MG	CA	1776	1/1	0.55	0.50	91,91,91,91	0
55	MG	DA	3263	1/1	0.55	0.38	88,88,88,88	0
55	MG	BA	1681	1/1	0.55	0.23	79,79,79,79	0
55	MG	DA	3196	1/1	0.55	0.54	82,82,82,82	0
55	MG	DA	3366	1/1	0.56	0.51	97,97,97,97	0
55	MG	CA	1773	1/1	0.56	0.56	115,115,115,115	0
55	MG	AA	3277	1/1	0.56	0.67	98,98,98,98	0
55	MG	AA	3353	1/1	0.56	0.34	105,105,105,105	0
55	MG	BN	202	1/1	0.56	0.67	104,104,104,104	0
55	MG	AA	3364	1/1	0.56	0.52	89,89,89,89	0

Continued on next page...

Continued from previous page...

Mol	Type	Chain	Res	Atoms	RSCC	RSR	B-factors(\AA^2)	Q<0.9
55	MG	DA	3270	1/1	0.56	0.55	73,73,73,73	0
55	MG	DA	3343	1/1	0.56	0.89	145,145,145,145	0
55	MG	BA	1672	1/1	0.56	0.47	104,104,104,104	0
55	MG	AA	3193	1/1	0.57	0.36	94,94,94,94	0
55	MG	DA	3086	1/1	0.57	2.48	98,98,98,98	0
55	MG	BA	1838	1/1	0.57	0.97	101,101,101,101	0
55	MG	BA	1758	1/1	0.57	0.22	110,110,110,110	0
55	MG	DA	3400	1/1	0.57	0.66	82,82,82,82	0
55	MG	CA	1777	1/1	0.57	0.37	95,95,95,95	0
55	MG	CA	1767	1/1	0.57	0.42	94,94,94,94	0
55	MG	DA	3443	1/1	0.57	0.82	94,94,94,94	0
55	MG	AA	3101	1/1	0.58	0.16	69,69,69,69	0
55	MG	AA	3374	1/1	0.58	0.55	96,96,96,96	0
55	MG	DA	3390	1/1	0.58	0.19	81,81,81,81	0
55	MG	BA	1690	1/1	0.58	0.25	109,109,109,109	0
55	MG	AA	3388	1/1	0.58	1.76	119,119,119,119	0
55	MG	BA	1647	1/1	0.58	0.27	93,93,93,93	0
55	MG	DA	3229	1/1	0.58	0.48	109,109,109,109	0
55	MG	CA	1640	1/1	0.58	0.36	78,78,78,78	0
55	MG	AA	3594	1/1	0.58	0.26	97,97,97,97	0
55	MG	DA	3429	1/1	0.59	0.44	94,94,94,94	0
55	MG	AA	3241	1/1	0.59	0.32	101,101,101,101	0
55	MG	DA	3498	1/1	0.59	1.56	90,90,90,90	0
55	MG	DA	3083	1/1	0.59	0.39	108,108,108,108	0
55	MG	DA	3261	1/1	0.59	0.37	89,89,89,89	0
55	MG	CA	1768	1/1	0.59	0.25	115,115,115,115	0
55	MG	AA	3606	1/1	0.59	0.25	77,77,77,77	0
55	MG	BB	105	1/1	0.60	0.37	115,115,115,115	0
55	MG	AA	3367	1/1	0.60	0.40	101,101,101,101	0
55	MG	CA	1800	1/1	0.60	0.20	102,102,102,102	0
55	MG	DA	3042	1/1	0.60	0.54	84,84,84,84	0
55	MG	DA	3473	1/1	0.60	0.25	103,103,103,103	0
55	MG	DA	3284	1/1	0.60	0.89	81,81,81,81	0
55	MG	AA	3370	1/1	0.61	0.18	103,103,103,103	0
55	MG	BA	1721	1/1	0.61	0.40	109,109,109,109	0
55	MG	BC	102	1/1	0.61	0.32	100,100,100,100	0
55	MG	BA	1724	1/1	0.61	0.49	100,100,100,100	0
55	MG	AE	303	1/1	0.61	0.61	91,91,91,91	0
55	MG	BA	1741	1/1	0.61	0.37	124,124,124,124	0
55	MG	BA	1694	1/1	0.61	0.30	99,99,99,99	0
55	MG	BA	1703	1/1	0.61	0.68	118,118,118,118	0
55	MG	AA	3406	1/1	0.61	0.14	99,99,99,99	0

Continued on next page...

Continued from previous page...

Mol	Type	Chain	Res	Atoms	RSCC	RSR	B-factors(\AA^2)	Q<0.9
55	MG	DA	3109	1/1	0.61	0.25	97,97,97,97	0
55	MG	CA	1761	1/1	0.61	0.45	96,96,96,96	0
55	MG	CA	1786	1/1	0.62	0.17	97,97,97,97	0
55	MG	AA	3074	1/1	0.62	0.45	81,81,81,81	0
55	MG	AA	3522	1/1	0.62	0.29	67,67,67,67	0
55	MG	AA	3523	1/1	0.62	0.54	87,87,87,87	0
55	MG	BA	1613	1/1	0.62	1.36	96,96,96,96	0
55	MG	AA	3438	1/1	0.62	0.26	77,77,77,77	0
55	MG	DA	3332	1/1	0.62	0.56	90,90,90,90	0
55	MG	BA	1765	1/1	0.63	0.20	99,99,99,99	0
55	MG	BA	1714	1/1	0.63	0.36	127,127,127,127	0
55	MG	BD	101	1/1	0.63	0.51	108,108,108,108	0
55	MG	DA	3342	1/1	0.63	0.51	96,96,96,96	0
55	MG	AA	3467	1/1	0.63	0.28	83,83,83,83	0
55	MG	AA	3062	1/1	0.63	0.41	73,73,73,73	0
55	MG	AA	3449	1/1	0.64	0.21	76,76,76,76	0
55	MG	DA	3002	1/1	0.64	0.87	91,91,91,91	0
55	MG	DA	3354	1/1	0.64	0.19	92,92,92,92	0
55	MG	AA	3596	1/1	0.64	0.18	87,87,87,87	0
55	MG	AA	3479	1/1	0.64	0.26	97,97,97,97	0
55	MG	BA	1707	1/1	0.64	0.40	94,94,94,94	0
55	MG	BA	1800	1/1	0.64	0.31	101,101,101,101	0
55	MG	CA	1679	1/1	0.65	0.39	84,84,84,84	0
55	MG	AA	3424	1/1	0.65	0.46	77,77,77,77	0
55	MG	DA	3307	1/1	0.65	0.51	77,77,77,77	0
55	MG	DA	3066	1/1	0.65	0.30	83,83,83,83	0
55	MG	AA	3559	1/1	0.65	0.68	93,93,93,93	0
55	MG	BA	1810	1/1	0.65	0.24	110,110,110,110	0
55	MG	CA	1736	1/1	0.65	1.27	90,90,90,90	0
55	MG	CA	1631	1/1	0.65	0.21	95,95,95,95	0
55	MG	BA	1653	1/1	0.65	0.34	91,91,91,91	0
55	MG	AF	302	1/1	0.65	0.79	80,80,80,80	0
55	MG	AA	3435	1/1	0.65	0.29	137,137,137,137	0
55	MG	DA	3364	1/1	0.65	0.40	85,85,85,85	0
55	MG	AA	3312	1/1	0.66	0.38	88,88,88,88	0
55	MG	AA	3381	1/1	0.66	0.35	88,88,88,88	0
55	MG	CA	1612	1/1	0.66	0.41	91,91,91,91	0
55	MG	BA	1739	1/1	0.66	0.20	79,79,79,79	0
55	MG	AA	3102	1/1	0.66	0.28	108,108,108,108	0
55	MG	AA	3430	1/1	0.66	0.54	88,88,88,88	0
55	MG	AA	3209	1/1	0.66	0.77	71,71,71,71	0
55	MG	CA	1770	1/1	0.66	0.51	75,75,75,75	0

Continued on next page...

Continued from previous page...

Mol	Type	Chain	Res	Atoms	RSCC	RSR	B-factors(Å ²)	Q<0.9
55	MG	BA	1796	1/1	0.66	0.24	78,78,78,78	0
55	MG	DA	3419	1/1	0.66	0.62	90,90,90,90	0
55	MG	DA	3037	1/1	0.66	0.21	84,84,84,84	0
55	MG	AA	3541	1/1	0.66	0.89	94,94,94,94	0
55	MG	D1	202	1/1	0.66	0.69	102,102,102,102	0
55	MG	CA	1661	1/1	0.67	0.24	105,105,105,105	0
55	MG	AA	3627	1/1	0.67	1.11	108,108,108,108	0
55	MG	AA	3333	1/1	0.67	0.20	80,80,80,80	0
55	MG	AA	3066	1/1	0.67	0.90	103,103,103,103	0
55	MG	DA	3347	1/1	0.67	0.51	66,66,66,66	0
55	MG	AA	3276	1/1	0.67	0.60	59,59,59,59	0
55	MG	AA	3565	1/1	0.67	1.19	81,81,81,81	0
55	MG	AF	303	1/1	0.67	0.54	77,77,77,77	0
55	MG	DA	3458	1/1	0.67	0.87	88,88,88,88	0
55	MG	AA	3437	1/1	0.67	0.16	105,105,105,105	0
55	MG	BA	1752	1/1	0.67	0.49	116,116,116,116	0
55	MG	BA	1822	1/1	0.67	0.92	107,107,107,107	0
55	MG	BA	1609	1/1	0.67	0.49	84,84,84,84	0
55	MG	DA	3524	1/1	0.67	1.38	99,99,99,99	0
55	MG	AA	3164	1/1	0.67	0.53	102,102,102,102	0
55	MG	DA	3172	1/1	0.67	0.41	59,59,59,59	0
55	MG	DA	3311	1/1	0.67	0.26	80,80,80,80	0
55	MG	CA	1637	1/1	0.67	0.54	97,97,97,97	0
55	MG	AA	3362	1/1	0.67	0.59	86,86,86,86	0
55	MG	BA	1831	1/1	0.68	0.48	116,116,116,116	0
55	MG	CA	1687	1/1	0.68	0.35	99,99,99,99	0
55	MG	AA	3409	1/1	0.68	0.91	98,98,98,98	0
55	MG	AA	3464	1/1	0.68	0.61	83,83,83,83	0
55	MG	CA	1719	1/1	0.68	0.18	157,157,157,157	0
55	MG	BA	1727	1/1	0.68	0.14	125,125,125,125	0
55	MG	AA	3428	1/1	0.68	0.36	106,106,106,106	0
55	MG	DA	3328	1/1	0.68	0.39	83,83,83,83	0
55	MG	DA	3233	1/1	0.68	0.96	84,84,84,84	0
55	MG	AA	3317	1/1	0.69	0.62	95,95,95,95	0
55	MG	AA	3301	1/1	0.69	0.88	113,113,113,113	0
55	MG	DA	3269	1/1	0.69	0.53	86,86,86,86	0
55	MG	BA	1764	1/1	0.69	0.39	93,93,93,93	0
55	MG	AA	3382	1/1	0.69	0.43	83,83,83,83	0
55	MG	AA	3526	1/1	0.69	0.37	57,57,57,57	0
55	MG	BA	1710	1/1	0.69	0.38	99,99,99,99	0
55	MG	AA	3095	1/1	0.69	0.18	75,75,75,75	0

Continued on next page...

Continued from previous page...

Mol	Type	Chain	Res	Atoms	RSCC	RSR	B-factors(\AA^2)	Q<0.9
55	MG	DA	3505	1/1	0.69	0.61	87,87,87,87	0
55	MG	DA	3403	1/1	0.69	0.15	78,78,78,78	0
55	MG	DA	3410	1/1	0.69	0.53	99,99,99,99	0
55	MG	AA	3360	1/1	0.69	0.41	89,89,89,89	0
55	MG	AA	3619	1/1	0.69	0.60	94,94,94,94	0
55	MG	CA	1799	1/1	0.69	0.58	95,95,95,95	0
55	MG	DB	214	1/1	0.69	0.20	99,99,99,99	0
55	MG	BB	103	1/1	0.69	0.42	87,87,87,87	0
55	MG	BA	1685	1/1	0.70	0.87	82,82,82,82	0
55	MG	AA	3533	1/1	0.70	0.44	89,89,89,89	0
55	MG	BA	1621	1/1	0.70	0.32	116,116,116,116	0
55	MG	CA	1751	1/1	0.70	0.94	102,102,102,102	0
55	MG	AA	3252	1/1	0.70	0.21	68,68,68,68	0
55	MG	CA	1643	1/1	0.70	0.17	97,97,97,97	0
55	MG	BA	1813	1/1	0.70	0.36	80,80,80,80	0
55	MG	AA	3379	1/1	0.70	0.96	88,88,88,88	0
55	MG	BA	1737	1/1	0.70	0.16	102,102,102,102	0
55	MG	CA	1608	1/1	0.70	0.39	81,81,81,81	0
55	MG	DA	3036	1/1	0.70	0.31	87,87,87,87	0
55	MG	CA	1611	1/1	0.70	0.71	76,76,76,76	0
55	MG	AA	3345	1/1	0.70	0.37	78,78,78,78	0
55	MG	CA	1613	1/1	0.70	0.18	84,84,84,84	0
55	MG	AA	3356	1/1	0.70	0.37	72,72,72,72	0
55	MG	DA	3268	1/1	0.70	0.45	82,82,82,82	0
55	MG	AA	3270	1/1	0.70	0.33	96,96,96,96	0
55	MG	DA	3219	1/1	0.71	0.61	79,79,79,79	0
55	MG	DA	3371	1/1	0.71	0.36	82,82,82,82	0
55	MG	BA	1725	1/1	0.71	0.63	82,82,82,82	0
55	MG	AA	3472	1/1	0.71	0.20	81,81,81,81	0
55	MG	BA	1708	1/1	0.71	0.21	78,78,78,78	0
55	MG	BA	1827	1/1	0.71	0.41	85,85,85,85	0
55	MG	AA	3557	1/1	0.71	0.62	68,68,68,68	0
55	MG	AB	208	1/1	0.71	0.33	87,87,87,87	0
55	MG	DA	3074	1/1	0.71	0.35	89,89,89,89	0
55	MG	DA	3502	1/1	0.71	0.33	96,96,96,96	0
55	MG	CA	1665	1/1	0.71	0.37	101,101,101,101	0
55	MG	BA	1615	1/1	0.71	0.32	104,104,104,104	0
55	MG	DA	3528	1/1	0.71	0.37	87,87,87,87	0
55	MG	DB	204	1/1	0.71	0.22	102,102,102,102	0
55	MG	BA	1746	1/1	0.71	0.42	95,95,95,95	0
55	MG	DA	3404	1/1	0.71	1.21	91,91,91,91	0
55	MG	AA	3192	1/1	0.71	0.27	90,90,90,90	0

Continued on next page...

Continued from previous page...

Mol	Type	Chain	Res	Atoms	RSCC	RSR	B-factors(Å ²)	Q<0.9
55	MG	AA	3491	1/1	0.71	0.14	93,93,93,93	0
55	MG	CA	1616	1/1	0.71	0.12	90,90,90,90	0
55	MG	AA	3235	1/1	0.71	0.43	86,86,86,86	0
55	MG	AA	3602	1/1	0.72	0.24	70,70,70,70	0
55	MG	DA	3437	1/1	0.72	0.74	140,140,140,140	0
55	MG	AA	3339	1/1	0.72	0.24	95,95,95,95	0
55	MG	CA	1711	1/1	0.72	0.21	88,88,88,88	0
55	MG	DA	3367	1/1	0.72	0.41	85,85,85,85	0
55	MG	DA	3453	1/1	0.72	0.60	94,94,94,94	0
55	MG	DA	3232	1/1	0.72	0.34	75,75,75,75	0
55	MG	DA	3306	1/1	0.72	0.94	73,73,73,73	0
55	MG	AA	3477	1/1	0.72	0.23	65,65,65,65	0
55	MG	DA	3065	1/1	0.72	0.57	95,95,95,95	0
55	MG	CA	1797	1/1	0.72	0.27	94,94,94,94	0
55	MG	AA	3347	1/1	0.72	0.42	92,92,92,92	0
55	MG	DA	3331	1/1	0.72	0.23	76,76,76,76	0
55	MG	DA	3075	1/1	0.72	0.48	80,80,80,80	0
55	MG	DA	3506	1/1	0.72	0.30	80,80,80,80	0
55	MG	AA	3555	1/1	0.72	0.51	68,68,68,68	0
55	MG	CA	1725	1/1	0.72	0.20	75,75,75,75	0
55	MG	CA	1664	1/1	0.72	0.22	97,97,97,97	0
55	MG	AA	3488	1/1	0.72	0.48	94,94,94,94	0
55	MG	CA	1630	1/1	0.72	0.46	76,76,76,76	0
55	MG	BA	1783	1/1	0.72	0.95	91,91,91,91	0
55	MG	DA	3423	1/1	0.72	0.35	102,102,102,102	0
55	MG	DA	3428	1/1	0.72	0.42	79,79,79,79	0
55	MG	DA	3357	1/1	0.72	0.27	89,89,89,89	0
55	MG	BA	1687	1/1	0.73	0.25	74,74,74,74	0
55	MG	BA	1823	1/1	0.73	0.55	93,93,93,93	0
55	MG	AA	3417	1/1	0.73	0.36	78,78,78,78	0
55	MG	DA	3264	1/1	0.73	0.20	76,76,76,76	0
55	MG	AA	3513	1/1	0.73	0.54	73,73,73,73	0
55	MG	BA	1719	1/1	0.73	0.28	91,91,91,91	0
55	MG	BA	1745	1/1	0.73	0.47	90,90,90,90	0
55	MG	DA	3019	1/1	0.73	0.72	66,66,66,66	0
55	MG	DA	3024	1/1	0.73	1.26	100,100,100,100	0
55	MG	AA	3245	1/1	0.73	0.33	81,81,81,81	0
55	MG	DA	3412	1/1	0.73	0.43	97,97,97,97	0
55	MG	DA	3510	1/1	0.73	0.79	67,67,67,67	0
55	MG	AA	3498	1/1	0.73	0.44	86,86,86,86	0
55	MG	DA	3362	1/1	0.73	0.63	86,86,86,86	0

Continued on next page...

Continued from previous page...

Mol	Type	Chain	Res	Atoms	RSCC	RSR	B-factors(Å ²)	Q<0.9
55	MG	DA	3425	1/1	0.73	0.50	88,88,88,88	0
55	MG	AA	3077	1/1	0.73	0.51	94,94,94,94	0
55	MG	DA	3053	1/1	0.73	0.64	86,86,86,86	0
55	MG	BA	1726	1/1	0.73	0.69	98,98,98,98	0
55	MG	DA	3057	1/1	0.73	0.59	81,81,81,81	0
55	MG	AA	3427	1/1	0.73	0.20	78,78,78,78	0
55	MG	BA	1728	1/1	0.73	1.09	90,90,90,90	0
55	MG	BA	1675	1/1	0.74	0.48	89,89,89,89	0
55	MG	BQ	102	1/1	0.74	0.88	89,89,89,89	0
55	MG	CA	1730	1/1	0.74	0.16	118,118,118,118	0
55	MG	BA	1677	1/1	0.74	0.22	92,92,92,92	0
55	MG	AA	3581	1/1	0.74	0.71	67,67,67,67	0
55	MG	BA	1611	1/1	0.74	0.38	97,97,97,97	0
55	MG	CH	201	1/1	0.74	0.17	96,96,96,96	0
55	MG	AA	3098	1/1	0.74	0.52	71,71,71,71	0
55	MG	DA	3376	1/1	0.74	0.22	88,88,88,88	0
55	MG	AA	3251	1/1	0.74	0.48	97,97,97,97	0
55	MG	AD	301	1/1	0.74	1.41	100,100,100,100	0
55	MG	BA	1702	1/1	0.74	0.21	98,98,98,98	0
55	MG	DA	3201	1/1	0.74	0.41	75,75,75,75	0
55	MG	AA	3485	1/1	0.74	0.51	96,96,96,96	0
55	MG	DA	3227	1/1	0.74	0.30	81,81,81,81	0
55	MG	AA	3452	1/1	0.74	0.16	95,95,95,95	0
55	MG	CA	1684	1/1	0.74	0.61	77,77,77,77	0
55	MG	BA	1832	1/1	0.74	0.35	100,100,100,100	0
55	MG	DA	3335	1/1	0.74	0.38	72,72,72,72	0
55	MG	DB	205	1/1	0.74	0.13	90,90,90,90	0
55	MG	BA	1834	1/1	0.74	0.89	86,86,86,86	0
55	MG	AA	3505	1/1	0.74	0.27	103,103,103,103	0
55	MG	AA	3172	1/1	0.74	0.63	102,102,102,102	0
55	MG	CA	1717	1/1	0.74	0.67	106,106,106,106	0
55	MG	DA	3058	1/1	0.74	0.33	75,75,75,75	0
55	MG	BA	1711	1/1	0.74	0.44	86,86,86,86	0
55	MG	DA	3339	1/1	0.75	0.57	77,77,77,77	0
55	MG	AA	3412	1/1	0.75	0.85	88,88,88,88	0
55	MG	AA	3378	1/1	0.75	0.92	86,86,86,86	0
55	MG	BA	1792	1/1	0.75	0.22	94,94,94,94	0
55	MG	BA	1730	1/1	0.75	0.26	97,97,97,97	0
55	MG	AA	3391	1/1	0.75	0.22	90,90,90,90	0
55	MG	DA	3288	1/1	0.75	0.90	82,82,82,82	0
55	MG	DA	3409	1/1	0.75	0.17	70,70,70,70	0

Continued on next page...

Continued from previous page...

Mol	Type	Chain	Res	Atoms	RSCC	RSR	B-factors(Å ²)	Q<0.9
55	MG	BA	1736	1/1	0.75	1.14	89,89,89,89	0
55	MG	AA	3535	1/1	0.75	0.22	82,82,82,82	0
55	MG	DA	3508	1/1	0.75	0.72	77,77,77,77	0
55	MG	CA	1625	1/1	0.75	0.12	85,85,85,85	0
55	MG	DA	3365	1/1	0.75	0.57	89,89,89,89	0
55	MG	AA	3369	1/1	0.75	0.66	85,85,85,85	0
55	MG	AA	3348	1/1	0.75	0.35	92,92,92,92	0
55	MG	CA	1712	1/1	0.75	0.36	86,86,86,86	0
55	MG	DA	3430	1/1	0.75	0.69	102,102,102,102	0
55	MG	CA	1713	1/1	0.75	0.40	109,109,109,109	0
55	MG	BC	103	1/1	0.75	0.47	65,65,65,65	0
55	MG	BA	1773	1/1	0.75	0.57	79,79,79,79	0
55	MG	AA	3465	1/1	0.75	0.30	88,88,88,88	0
55	MG	AA	3222	1/1	0.75	0.39	59,59,59,59	0
55	MG	BA	1640	1/1	0.76	0.33	80,80,80,80	0
55	MG	DA	3418	1/1	0.76	0.43	81,81,81,81	0
55	MG	BA	1700	1/1	0.76	1.21	97,97,97,97	0
55	MG	DA	3122	1/1	0.76	0.14	71,71,71,71	0
55	MG	CA	1618	1/1	0.76	0.21	89,89,89,89	0
55	MG	BA	1835	1/1	0.76	0.68	82,82,82,82	0
55	MG	BA	1643	1/1	0.76	0.34	80,80,80,80	0
55	MG	BA	1778	1/1	0.76	0.23	93,93,93,93	0
55	MG	DA	3431	1/1	0.76	0.16	93,93,93,93	0
55	MG	CC	105	1/1	0.76	0.46	74,74,74,74	0
55	MG	AA	3285	1/1	0.76	0.32	77,77,77,77	0
55	MG	CA	1747	1/1	0.76	0.34	114,114,114,114	0
55	MG	AA	3173	1/1	0.76	0.60	70,70,70,70	0
55	MG	DA	3018	1/1	0.76	0.59	85,85,85,85	0
55	MG	BA	1656	1/1	0.76	0.23	78,78,78,78	0
55	MG	BA	1662	1/1	0.76	0.79	80,80,80,80	0
55	MG	DA	3254	1/1	0.76	0.33	84,84,84,84	0
55	MG	DA	3025	1/1	0.76	0.31	111,111,111,111	0
55	MG	CA	1758	1/1	0.76	0.29	64,64,64,64	0
55	MG	AA	3628	1/1	0.76	0.36	89,89,89,89	0
55	MG	DA	3038	1/1	0.76	0.21	102,102,102,102	0
55	MG	AA	3593	1/1	0.76	0.46	90,90,90,90	0
55	MG	DA	3047	1/1	0.76	0.39	84,84,84,84	0
55	MG	AA	3363	1/1	0.76	0.41	80,80,80,80	0
55	MG	BA	1804	1/1	0.76	0.54	80,80,80,80	0
55	MG	DA	3386	1/1	0.76	0.27	88,88,88,88	0
55	MG	DA	3521	1/1	0.76	0.57	89,89,89,89	0

Continued on next page...

Continued from previous page...

Mol	Type	Chain	Res	Atoms	RSCC	RSR	B-factors(\AA^2)	Q<0.9
55	MG	BC	105	1/1	0.76	0.47	95,95,95,95	0
55	MG	AA	3515	1/1	0.76	1.15	67,67,67,67	0
55	MG	AA	3492	1/1	0.76	0.39	84,84,84,84	0
55	MG	CA	1601	1/1	0.76	0.38	95,95,95,95	0
55	MG	BA	1819	1/1	0.76	0.24	107,107,107,107	0
55	MG	DA	3069	1/1	0.76	0.40	82,82,82,82	0
55	MG	BA	1683	1/1	0.76	0.40	112,112,112,112	0
55	MG	AA	3563	1/1	0.76	0.80	75,75,75,75	0
55	MG	BA	1624	1/1	0.76	0.42	92,92,92,92	0
55	MG	BA	1635	1/1	0.76	0.28	87,87,87,87	0
55	MG	AA	3184	1/1	0.77	0.36	90,90,90,90	0
55	MG	CA	1606	1/1	0.77	0.29	96,96,96,96	0
55	MG	AA	3414	1/1	0.77	0.39	68,68,68,68	0
55	MG	DA	3299	1/1	0.77	0.30	92,92,92,92	0
55	MG	AA	3352	1/1	0.77	0.58	91,91,91,91	0
55	MG	AA	3476	1/1	0.77	0.60	94,94,94,94	0
55	MG	AA	3343	1/1	0.77	0.29	94,94,94,94	0
55	MG	AA	3254	1/1	0.77	0.40	97,97,97,97	0
55	MG	BA	1787	1/1	0.77	0.23	107,107,107,107	0
55	MG	AA	3484	1/1	0.77	0.38	86,86,86,86	0
55	MG	AA	3093	1/1	0.77	0.20	55,55,55,55	0
55	MG	CA	1620	1/1	0.77	0.70	70,70,70,70	0
55	MG	AA	3249	1/1	0.77	0.24	92,92,92,92	0
55	MG	AB	203	1/1	0.77	0.23	70,70,70,70	0
55	MG	BA	1625	1/1	0.77	0.48	61,61,61,61	0
55	MG	BB	106	1/1	0.77	0.34	120,120,120,120	0
55	MG	DA	3063	1/1	0.77	0.69	86,86,86,86	0
55	MG	BA	1809	1/1	0.77	1.35	88,88,88,88	0
55	MG	BA	1757	1/1	0.77	0.40	88,88,88,88	0
55	MG	DA	3523	1/1	0.77	0.72	86,86,86,86	0
55	MG	DA	3350	1/1	0.77	0.40	79,79,79,79	0
55	MG	AA	3407	1/1	0.77	0.33	84,84,84,84	0
55	MG	DA	3420	1/1	0.77	0.81	73,73,73,73	0
55	MG	DA	3421	1/1	0.77	0.33	76,76,76,76	0
55	MG	AA	3573	1/1	0.77	0.43	47,47,47,47	0
55	MG	CA	1749	1/1	0.77	0.30	106,106,106,106	0
55	MG	DA	3427	1/1	0.77	0.48	78,78,78,78	0
55	MG	AB	216	1/1	0.77	0.17	112,112,112,112	0
55	MG	AA	3183	1/1	0.77	0.30	79,79,79,79	0
55	MG	CA	1754	1/1	0.77	0.43	84,84,84,84	0
55	MG	CA	1624	1/1	0.78	0.21	83,83,83,83	0
55	MG	DA	3166	1/1	0.78	0.47	86,86,86,86	0

Continued on next page...

Continued from previous page...

Mol	Type	Chain	Res	Atoms	RSCC	RSR	B-factors(Å^2)	Q<0.9
55	MG	DA	3039	1/1	0.78	0.42	82,82,82,82	0
55	MG	AA	3466	1/1	0.78	0.60	106,106,106,106	0
55	MG	AA	3366	1/1	0.78	0.42	78,78,78,78	0
55	MG	DA	3496	1/1	0.78	0.48	85,85,85,85	0
55	MG	CB	101	1/1	0.78	0.78	102,102,102,102	0
55	MG	CB	103	1/1	0.78	0.37	110,110,110,110	0
55	MG	AA	3500	1/1	0.78	0.50	32,32,32,32	0
55	MG	CC	104	1/1	0.78	0.51	90,90,90,90	0
55	MG	CA	1745	1/1	0.78	0.14	87,87,87,87	0
55	MG	CC	106	1/1	0.78	0.62	115,115,115,115	0
55	MG	CC	108	1/1	0.78	0.71	110,110,110,110	0
55	MG	AA	3486	1/1	0.78	0.28	96,96,96,96	0
55	MG	AA	3234	1/1	0.78	0.60	83,83,83,83	0
55	MG	DA	3385	1/1	0.78	0.53	90,90,90,90	0
55	MG	AA	3155	1/1	0.78	0.77	61,61,61,61	0
55	MG	DA	3432	1/1	0.78	0.34	89,89,89,89	0
55	MG	CA	1750	1/1	0.78	0.56	91,91,91,91	0
55	MG	AA	3259	1/1	0.78	0.31	91,91,91,91	0
55	MG	BA	1770	1/1	0.78	0.17	106,106,106,106	0
55	MG	AA	3551	1/1	0.78	0.60	73,73,73,73	0
55	MG	AA	3434	1/1	0.78	0.44	65,65,65,65	0
55	MG	BA	1648	1/1	0.78	0.21	77,77,77,77	0
55	MG	A3	101	1/1	0.79	0.45	80,80,80,80	0
55	MG	AA	3274	1/1	0.79	0.23	77,77,77,77	0
55	MG	AA	3326	1/1	0.79	0.34	81,81,81,81	0
55	MG	CA	1723	1/1	0.79	0.14	93,93,93,93	0
55	MG	DA	3273	1/1	0.79	0.73	108,108,108,108	0
55	MG	DA	3110	1/1	0.79	0.24	84,84,84,84	0
55	MG	DA	3436	1/1	0.79	0.26	69,69,69,69	0
55	MG	AA	3329	1/1	0.79	0.25	77,77,77,77	0
55	MG	BA	1612	1/1	0.79	0.36	90,90,90,90	0
55	MG	DA	3026	1/1	0.79	0.59	82,82,82,82	0
55	MG	DA	3444	1/1	0.79	0.16	82,82,82,82	0
55	MG	DA	3136	1/1	0.79	0.26	97,97,97,97	0
55	MG	DA	3151	1/1	0.79	0.84	75,75,75,75	0
55	MG	DA	3302	1/1	0.79	0.66	91,91,91,91	0
55	MG	DA	3379	1/1	0.79	0.51	99,99,99,99	0
55	MG	DA	3381	1/1	0.79	0.35	89,89,89,89	0
55	MG	CA	1734	1/1	0.79	0.28	92,92,92,92	0
55	MG	AA	3393	1/1	0.79	0.25	91,91,91,91	0
55	MG	DA	3479	1/1	0.79	1.43	87,87,87,87	0

Continued on next page...

Continued from previous page...

Mol	Type	Chain	Res	Atoms	RSCC	RSR	B-factors(Å ²)	Q<0.9
55	MG	AA	3330	1/1	0.79	0.15	61,61,61,61	0
55	MG	DA	3497	1/1	0.79	0.17	62,62,62,62	0
55	MG	DA	3308	1/1	0.79	0.11	95,95,95,95	0
55	MG	DA	3310	1/1	0.79	0.69	80,80,80,80	0
55	MG	AA	3108	1/1	0.79	0.72	79,79,79,79	0
55	MG	DA	3313	1/1	0.79	0.48	75,75,75,75	0
55	MG	AA	3561	1/1	0.79	0.18	88,88,88,88	0
55	MG	DA	3324	1/1	0.79	1.34	89,89,89,89	0
55	MG	DA	3513	1/1	0.79	0.16	103,103,103,103	0
55	MG	DA	3519	1/1	0.79	0.36	114,114,114,114	0
55	MG	AA	3521	1/1	0.79	0.31	87,87,87,87	0
55	MG	BA	1693	1/1	0.79	0.23	80,80,80,80	0
55	MG	AB	206	1/1	0.79	0.26	97,97,97,97	0
55	MG	BA	1732	1/1	0.79	0.30	94,94,94,94	0
55	MG	AA	3489	1/1	0.79	0.65	93,93,93,93	0
55	MG	AA	3247	1/1	0.79	0.55	76,76,76,76	0
55	MG	AA	3106	1/1	0.79	0.70	65,65,65,65	0
55	MG	AA	3291	1/1	0.79	0.74	70,70,70,70	0
55	MG	AA	3135	1/1	0.79	0.35	66,66,66,66	0
55	MG	AA	3415	1/1	0.79	0.30	86,86,86,86	0
55	MG	BA	1794	1/1	0.79	1.60	94,94,94,94	0
55	MG	DA	3352	1/1	0.79	0.29	77,77,77,77	0
55	MG	AA	3501	1/1	0.80	0.39	73,73,73,73	0
55	MG	BA	1671	1/1	0.80	0.33	74,74,74,74	0
55	MG	AA	3566	1/1	0.80	0.68	73,73,73,73	0
55	MG	DA	3435	1/1	0.80	0.58	104,104,104,104	0
55	MG	AA	3316	1/1	0.80	0.71	87,87,87,87	0
55	MG	DA	3278	1/1	0.80	0.66	116,116,116,116	0
55	MG	DA	3282	1/1	0.80	0.58	55,55,55,55	0
55	MG	CA	1707	1/1	0.80	0.47	88,88,88,88	0
55	MG	CA	1755	1/1	0.80	0.45	94,94,94,94	0
55	MG	AA	3257	1/1	0.80	0.29	84,84,84,84	0
55	MG	AA	3583	1/1	0.80	0.60	44,44,44,44	0
55	MG	DA	3115	1/1	0.80	0.19	76,76,76,76	0
55	MG	BA	1678	1/1	0.80	0.26	75,75,75,75	0
55	MG	BA	1679	1/1	0.80	0.30	86,86,86,86	0
55	MG	DA	3383	1/1	0.80	0.57	79,79,79,79	0
55	MG	CA	1715	1/1	0.80	0.25	99,99,99,99	0
55	MG	DA	3133	1/1	0.80	0.30	77,77,77,77	0
55	MG	DA	3017	1/1	0.80	0.66	88,88,88,88	0
55	MG	BA	1720	1/1	0.80	0.30	71,71,71,71	0
55	MG	CA	1718	1/1	0.80	0.12	78,78,78,78	0

Continued on next page...

Continued from previous page...

Mol	Type	Chain	Res	Atoms	RSCC	RSR	B-factors(\AA^2)	Q<0.9
55	MG	AA	3444	1/1	0.80	0.31	87,87,87,87	0
55	MG	DA	3315	1/1	0.80	0.32	82,82,82,82	0
55	MG	AA	3309	1/1	0.80	0.34	64,64,64,64	0
55	MG	BA	1630	1/1	0.80	0.84	105,105,105,105	0
55	MG	CA	1775	1/1	0.80	0.38	66,66,66,66	0
55	MG	DA	3406	1/1	0.80	0.97	72,72,72,72	0
55	MG	CA	1638	1/1	0.80	0.30	93,93,93,93	0
55	MG	AA	3175	1/1	0.80	0.61	70,70,70,70	0
55	MG	CA	1779	1/1	0.80	0.13	82,82,82,82	0
55	MG	AA	3518	1/1	0.80	0.23	71,71,71,71	0
55	MG	AA	3293	1/1	0.80	0.54	87,87,87,87	0
55	MG	AA	3461	1/1	0.80	0.32	78,78,78,78	0
55	MG	CA	1796	1/1	0.80	0.32	81,81,81,81	0
55	MG	A5	102	1/1	0.80	0.41	75,75,75,75	0
55	MG	AA	3423	1/1	0.80	0.26	69,69,69,69	0
55	MG	AA	3371	1/1	0.80	0.52	69,69,69,69	0
55	MG	DA	3062	1/1	0.80	0.33	85,85,85,85	0
55	MG	CA	1805	1/1	0.80	0.19	81,81,81,81	0
55	MG	D1	201	1/1	0.80	0.51	73,73,73,73	0
55	MG	CA	1807	1/1	0.80	0.98	121,121,121,121	0
55	MG	DU	201	1/1	0.80	0.23	72,72,72,72	0
55	MG	AA	3380	1/1	0.81	0.37	84,84,84,84	0
55	MG	BA	1775	1/1	0.81	0.18	100,100,100,100	0
55	MG	CA	1680	1/1	0.81	0.55	68,68,68,68	0
55	MG	BA	1661	1/1	0.81	0.34	49,49,49,49	0
55	MG	DA	3447	1/1	0.81	0.53	86,86,86,86	0
55	MG	AA	3450	1/1	0.81	0.38	84,84,84,84	0
55	MG	CA	1695	1/1	0.81	0.33	77,77,77,77	0
55	MG	CA	1696	1/1	0.81	0.15	79,79,79,79	0
55	MG	DA	3245	1/1	0.81	0.40	80,80,80,80	0
55	MG	DA	3329	1/1	0.81	0.88	80,80,80,80	0
55	MG	AA	3554	1/1	0.81	0.48	86,86,86,86	0
55	MG	BA	1837	1/1	0.81	0.66	88,88,88,88	0
55	MG	AA	3224	1/1	0.81	0.33	77,77,77,77	0
55	MG	BA	1840	1/1	0.81	0.43	80,80,80,80	0
55	MG	DA	3073	1/1	0.81	0.13	69,69,69,69	0
55	MG	BA	1617	1/1	0.81	0.54	64,64,64,64	0
55	MG	AA	3457	1/1	0.81	0.24	73,73,73,73	0
55	MG	DA	3007	1/1	0.81	0.31	75,75,75,75	0
55	MG	DA	3345	1/1	0.81	0.24	75,75,75,75	0
55	MG	DA	3413	1/1	0.81	0.47	96,96,96,96	0
55	MG	BA	1623	1/1	0.81	0.83	68,68,68,68	0

Continued on next page...

Continued from previous page...

Mol	Type	Chain	Res	Atoms	RSCC	RSR	B-factors(Å ²)	Q<0.9
55	MG	AA	3258	1/1	0.81	0.15	80,80,80,80	0
55	MG	DA	3520	1/1	0.81	0.22	99,99,99,99	0
55	MG	AA	3387	1/1	0.81	0.46	102,102,102,102	0
55	MG	BA	1798	1/1	0.81	0.31	89,89,89,89	0
55	MG	DA	3119	1/1	0.81	0.28	80,80,80,80	0
55	MG	DA	3527	1/1	0.81	0.42	96,96,96,96	0
55	MG	DA	3359	1/1	0.81	0.22	75,75,75,75	0
55	MG	AA	3322	1/1	0.81	0.20	83,83,83,83	0
55	MG	AO	202	1/1	0.81	0.27	74,74,74,74	0
55	MG	BA	1638	1/1	0.81	0.14	123,123,123,123	0
55	MG	AA	3528	1/1	0.81	0.20	88,88,88,88	0
55	MG	AA	3324	1/1	0.81	0.93	60,60,60,60	0
55	MG	AA	3134	1/1	0.81	0.53	59,59,59,59	0
55	MG	BA	1605	1/1	0.81	0.20	69,69,69,69	0
55	MG	AA	3447	1/1	0.81	0.24	51,51,51,51	0
55	MG	DA	3174	1/1	0.81	0.50	49,49,49,49	0
55	MG	CA	1602	1/1	0.81	0.19	81,81,81,81	0
55	MG	BA	1666	1/1	0.82	0.56	74,74,74,74	0
55	MG	CA	1698	1/1	0.82	0.48	104,104,104,104	0
55	MG	CA	1787	1/1	0.82	0.47	84,84,84,84	0
55	MG	AA	3599	1/1	0.82	0.99	84,84,84,84	0
55	MG	AA	3601	1/1	0.82	0.38	79,79,79,79	0
55	MG	CA	1708	1/1	0.82	0.16	91,91,91,91	0
55	MG	DA	3317	1/1	0.82	0.38	87,87,87,87	0
55	MG	BC	106	1/1	0.82	0.23	80,80,80,80	0
55	MG	AA	3085	1/1	0.82	0.40	62,62,62,62	0
55	MG	DA	3325	1/1	0.82	0.31	70,70,70,70	0
55	MG	DA	3116	1/1	0.82	0.15	96,96,96,96	0
55	MG	AA	3603	1/1	0.82	0.40	65,65,65,65	0
55	MG	AA	3188	1/1	0.82	0.41	72,72,72,72	0
55	MG	BA	1729	1/1	0.82	0.15	85,85,85,85	0
55	MG	AA	3608	1/1	0.82	0.52	69,69,69,69	0
55	MG	BA	1797	1/1	0.82	0.32	89,89,89,89	0
55	MG	AA	3617	1/1	0.82	0.64	92,92,92,92	0
55	MG	AA	3481	1/1	0.82	0.74	66,66,66,66	0
55	MG	AA	3132	1/1	0.82	0.29	89,89,89,89	0
55	MG	BA	1618	1/1	0.82	0.26	94,94,94,94	0
55	MG	AA	3055	1/1	0.82	0.20	100,100,100,100	0
55	MG	CC	107	1/1	0.82	0.66	102,102,102,102	0
55	MG	CA	1732	1/1	0.82	0.14	93,93,93,93	0
55	MG	BA	1812	1/1	0.82	0.31	76,76,76,76	0
55	MG	DA	3004	1/1	0.82	0.26	91,91,91,91	0

Continued on next page...

Continued from previous page...

Mol	Type	Chain	Res	Atoms	RSCC	RSR	B-factors(\AA^2)	Q<0.9
55	MG	DA	3456	1/1	0.82	0.33	83,83,83,83	0
55	MG	AA	3389	1/1	0.82	1.18	89,89,89,89	0
55	MG	DA	3471	1/1	0.82	0.73	89,89,89,89	0
55	MG	AA	3630	1/1	0.82	0.78	92,92,92,92	0
55	MG	CA	1623	1/1	0.82	0.15	98,98,98,98	0
55	MG	AA	3195	1/1	0.82	0.18	62,62,62,62	0
55	MG	BA	1697	1/1	0.82	0.31	84,84,84,84	0
55	MG	DA	3494	1/1	0.82	0.87	81,81,81,81	0
55	MG	AA	3520	1/1	0.82	0.22	97,97,97,97	0
55	MG	DA	3023	1/1	0.82	0.11	107,107,107,107	0
55	MG	AA	3200	1/1	0.82	0.33	80,80,80,80	0
55	MG	AA	3401	1/1	0.82	0.25	98,98,98,98	0
55	MG	CA	1636	1/1	0.82	0.35	80,80,80,80	0
55	MG	BA	1833	1/1	0.82	0.31	88,88,88,88	0
55	MG	AA	3403	1/1	0.82	0.20	74,74,74,74	0
55	MG	DA	3377	1/1	0.82	0.97	92,92,92,92	0
55	MG	BA	1762	1/1	0.82	0.62	85,85,85,85	0
55	MG	BA	1763	1/1	0.82	0.31	93,93,93,93	0
55	MG	CA	1656	1/1	0.82	0.20	87,87,87,87	0
55	MG	AB	217	1/1	0.82	1.32	109,109,109,109	0
55	MG	BA	1646	1/1	0.82	0.28	70,70,70,70	0
55	MG	CA	1766	1/1	0.82	0.25	75,75,75,75	0
55	MG	DA	3056	1/1	0.82	0.78	100,100,100,100	0
55	MG	AA	3524	1/1	0.82	0.28	72,72,72,72	0
55	MG	AA	3496	1/1	0.82	0.37	91,91,91,91	0
55	MG	DA	3395	1/1	0.82	0.70	80,80,80,80	0
55	MG	AA	3446	1/1	0.82	0.20	93,93,93,93	0
55	MG	AA	3120	1/1	0.82	0.40	92,92,92,92	0
55	MG	BA	1774	1/1	0.82	0.28	98,98,98,98	0
55	MG	DA	3300	1/1	0.82	0.43	71,71,71,71	0
55	MG	DA	3301	1/1	0.82	0.48	91,91,91,91	0
55	MG	AA	3473	1/1	0.82	0.35	70,70,70,70	0
55	MG	BA	1776	1/1	0.82	0.35	84,84,84,84	0
55	MG	AA	3405	1/1	0.82	1.20	86,86,86,86	0
55	MG	AA	3598	1/1	0.83	0.34	84,84,84,84	0
55	MG	AA	3118	1/1	0.83	0.28	74,74,74,74	0
55	MG	DA	3237	1/1	0.83	0.93	84,84,84,84	0
55	MG	AA	3436	1/1	0.83	0.44	82,82,82,82	0
55	MG	AA	3392	1/1	0.83	0.77	94,94,94,94	0
55	MG	CA	1699	1/1	0.83	0.58	106,106,106,106	0
55	MG	CA	1621	1/1	0.83	0.53	84,84,84,84	0
55	MG	DA	3475	1/1	0.83	1.11	81,81,81,81	0

Continued on next page...

Continued from previous page...

Mol	Type	Chain	Res	Atoms	RSCC	RSR	B-factors(\AA^2)	Q<0.9
55	MG	AA	3516	1/1	0.83	0.54	57,57,57,57	0
55	MG	AA	3104	1/1	0.83	0.51	54,54,54,54	0
55	MG	BA	1639	1/1	0.83	0.24	94,94,94,94	0
55	MG	BA	1722	1/1	0.83	0.46	90,90,90,90	0
55	MG	AA	3418	1/1	0.83	1.07	85,85,85,85	0
55	MG	AA	3331	1/1	0.83	0.40	79,79,79,79	0
55	MG	DA	3499	1/1	0.83	0.90	78,78,78,78	0
55	MG	DA	3500	1/1	0.83	1.48	100,100,100,100	0
55	MG	BA	1689	1/1	0.83	0.12	110,110,110,110	0
55	MG	AA	3284	1/1	0.83	0.47	80,80,80,80	0
55	MG	DA	3091	1/1	0.83	0.50	52,52,52,52	0
55	MG	AA	3240	1/1	0.83	0.41	76,76,76,76	0
55	MG	DA	3011	1/1	0.83	0.50	68,68,68,68	0
55	MG	AA	3474	1/1	0.83	0.20	93,93,93,93	0
55	MG	BA	1696	1/1	0.83	0.24	90,90,90,90	0
55	MG	AA	3383	1/1	0.83	0.09	70,70,70,70	0
55	MG	AA	3304	1/1	0.83	0.34	59,59,59,59	0
55	MG	CA	1727	1/1	0.83	0.17	84,84,84,84	0
55	MG	CA	1603	1/1	0.83	0.28	75,75,75,75	0
55	MG	AA	3156	1/1	0.83	0.31	87,87,87,87	0
55	MG	DA	3135	1/1	0.83	0.23	64,64,64,64	0
55	MG	AA	3502	1/1	0.83	0.49	81,81,81,81	0
55	MG	DA	3029	1/1	0.83	0.33	92,92,92,92	0
55	MG	CA	1735	1/1	0.83	0.13	86,86,86,86	0
55	MG	CA	1790	1/1	0.83	0.17	75,75,75,75	0
55	MG	BA	1782	1/1	0.83	0.27	88,88,88,88	0
55	MG	AA	3233	1/1	0.83	0.25	74,74,74,74	0
55	MG	AA	3595	1/1	0.83	0.57	90,90,90,90	0
55	MG	CA	1683	1/1	0.83	0.51	84,84,84,84	0
55	MG	AA	3390	1/1	0.83	0.43	73,73,73,73	0
55	MG	CA	1804	1/1	0.83	0.18	81,81,81,81	0
55	MG	AB	215	1/1	0.84	0.29	92,92,92,92	0
55	MG	DA	3012	1/1	0.84	0.47	64,64,64,64	0
55	MG	AA	3562	1/1	0.84	0.32	96,96,96,96	0
55	MG	BA	1692	1/1	0.84	0.49	132,132,132,132	0
55	MG	DA	3289	1/1	0.84	0.17	47,47,47,47	0
55	MG	BB	107	1/1	0.84	0.22	97,97,97,97	0
55	MG	DA	3448	1/1	0.84	0.43	75,75,75,75	0
55	MG	DA	3449	1/1	0.84	0.53	96,96,96,96	0
55	MG	AA	3462	1/1	0.84	0.42	69,69,69,69	0
55	MG	BA	1803	1/1	0.84	0.22	81,81,81,81	0
55	MG	AA	3604	1/1	0.84	0.66	84,84,84,84	0

Continued on next page...

Continued from previous page...

Mol	Type	Chain	Res	Atoms	RSCC	RSR	B-factors(Å ²)	Q<0.9
55	MG	CA	1641	1/1	0.84	0.49	101,101,101,101	0
55	MG	CA	1780	1/1	0.84	0.35	124,124,124,124	0
55	MG	AA	3308	1/1	0.84	0.32	58,58,58,58	0
55	MG	DA	3167	1/1	0.84	0.28	72,72,72,72	0
55	MG	BA	1668	1/1	0.84	0.51	73,73,73,73	0
55	MG	DA	3309	1/1	0.84	0.38	69,69,69,69	0
55	MG	AA	3131	1/1	0.84	0.70	88,88,88,88	0
55	MG	DA	3183	1/1	0.84	0.36	59,59,59,59	0
55	MG	DA	3495	1/1	0.84	0.78	65,65,65,65	0
55	MG	BA	1768	1/1	0.84	0.49	86,86,86,86	0
55	MG	BA	1701	1/1	0.84	0.25	73,73,73,73	0
55	MG	DA	3202	1/1	0.84	0.37	65,65,65,65	0
55	MG	DA	3213	1/1	0.84	0.19	94,94,94,94	0
55	MG	AA	3328	1/1	0.84	0.47	71,71,71,71	0
55	MG	AA	3386	1/1	0.84	0.31	74,74,74,74	0
55	MG	DA	3405	1/1	0.84	0.10	97,97,97,97	0
55	MG	CA	1669	1/1	0.84	0.24	67,67,67,67	0
55	MG	AA	3199	1/1	0.84	0.40	66,66,66,66	0
55	MG	BA	1735	1/1	0.84	0.21	80,80,80,80	0
55	MG	AA	3299	1/1	0.84	0.20	94,94,94,94	0
55	MG	AA	3047	1/1	0.84	0.29	87,87,87,87	0
55	MG	AA	3075	1/1	0.84	0.33	71,71,71,71	0
55	MG	CA	1689	1/1	0.84	0.67	87,87,87,87	0
55	MG	AA	3433	1/1	0.84	0.46	77,77,77,77	0
55	MG	BA	1713	1/1	0.84	0.22	107,107,107,107	0
55	MG	AA	3122	1/1	0.84	0.71	87,87,87,87	0
55	MG	CA	1756	1/1	0.84	0.62	93,93,93,93	0
55	MG	BA	1747	1/1	0.84	0.18	97,97,97,97	0
55	MG	CA	1702	1/1	0.84	0.27	74,74,74,74	0
55	MG	BA	1749	1/1	0.84	0.33	95,95,95,95	0
55	MG	BA	1790	1/1	0.84	0.47	83,83,83,83	0
55	MG	BA	1844	1/1	0.84	0.46	95,95,95,95	0
55	MG	DA	3005	1/1	0.84	0.45	83,83,83,83	0
55	MG	AA	3321	1/1	0.84	0.76	68,68,68,68	0
55	MG	DA	3434	1/1	0.84	0.47	75,75,75,75	0
55	MG	AA	3181	1/1	0.84	0.29	92,92,92,92	0
55	MG	DA	3281	1/1	0.84	0.35	75,75,75,75	0
55	MG	D3	101	1/1	0.84	0.38	68,68,68,68	0
55	MG	AB	201	1/1	0.85	0.18	91,91,91,91	0
55	MG	AA	3190	1/1	0.85	0.20	83,83,83,83	0
55	MG	AA	3059	1/1	0.85	0.22	84,84,84,84	0
55	MG	DA	3257	1/1	0.85	0.18	75,75,75,75	0

Continued on next page...

Continued from previous page...

Mol	Type	Chain	Res	Atoms	RSCC	RSR	B-factors(\AA^2)	Q<0.9
55	MG	BA	1826	1/1	0.85	0.40	73,73,73,73	0
55	MG	AA	3278	1/1	0.85	1.04	81,81,81,81	0
55	MG	BA	1829	1/1	0.85	0.34	102,102,102,102	0
55	MG	AA	3076	1/1	0.85	0.07	109,109,109,109	0
55	MG	BA	1633	1/1	0.85	0.28	75,75,75,75	0
55	MG	AB	214	1/1	0.85	0.20	88,88,88,88	0
55	MG	AA	3529	1/1	0.85	0.27	78,78,78,78	0
55	MG	DA	3085	1/1	0.85	0.31	89,89,89,89	0
55	MG	CA	1705	1/1	0.85	0.18	86,86,86,86	0
55	MG	DA	3275	1/1	0.85	0.35	81,81,81,81	0
55	MG	DA	3451	1/1	0.85	0.66	65,65,65,65	0
55	MG	AA	3530	1/1	0.85	0.27	65,65,65,65	0
55	MG	DA	3368	1/1	0.85	0.58	87,87,87,87	0
55	MG	DA	3103	1/1	0.85	0.38	82,82,82,82	0
55	MG	DA	3457	1/1	0.85	0.49	62,62,62,62	0
55	MG	DA	3008	1/1	0.85	0.86	76,76,76,76	0
55	MG	AA	3182	1/1	0.85	0.12	77,77,77,77	0
55	MG	DA	3283	1/1	0.85	0.37	78,78,78,78	0
55	MG	DA	3114	1/1	0.85	0.45	70,70,70,70	0
55	MG	CA	1622	1/1	0.85	0.19	74,74,74,74	0
55	MG	BA	1695	1/1	0.85	0.14	101,101,101,101	0
55	MG	AA	3373	1/1	0.85	0.80	71,71,71,71	0
55	MG	DA	3297	1/1	0.85	0.34	70,70,70,70	0
55	MG	AA	3171	1/1	0.85	0.50	81,81,81,81	0
55	MG	AA	3269	1/1	0.85	0.32	72,72,72,72	0
55	MG	AA	3544	1/1	0.85	0.86	67,67,67,67	0
55	MG	DA	3125	1/1	0.85	0.26	86,86,86,86	0
55	MG	DA	3022	1/1	0.85	0.80	66,66,66,66	0
55	MG	AA	3508	1/1	0.85	0.47	96,96,96,96	0
55	MG	DA	3396	1/1	0.85	0.26	89,89,89,89	0
55	MG	AA	3509	1/1	0.85	1.47	80,80,80,80	0
55	MG	AA	3072	1/1	0.85	0.51	75,75,75,75	0
55	MG	DA	3164	1/1	0.85	0.18	65,65,65,65	0
55	MG	DA	3401	1/1	0.85	0.40	75,75,75,75	0
55	MG	BB	104	1/1	0.85	0.27	103,103,103,103	0
55	MG	DA	3027	1/1	0.85	0.40	93,93,93,93	0
55	MG	AA	3556	1/1	0.85	0.82	85,85,85,85	0
55	MG	AA	3514	1/1	0.85	0.65	59,59,59,59	0
55	MG	AA	3361	1/1	0.85	0.41	88,88,88,88	0
55	MG	AA	3297	1/1	0.85	0.47	63,63,63,63	0
55	MG	AA	3623	1/1	0.85	0.23	107,107,107,107	0
55	MG	DA	3041	1/1	0.85	0.64	91,91,91,91	0

Continued on next page...

Continued from previous page...

Mol	Type	Chain	Res	Atoms	RSCC	RSR	B-factors(\AA^2)	Q<0.9
55	MG	AA	3493	1/1	0.85	0.45	89,89,89,89	0
55	MG	DA	3045	1/1	0.85	0.65	79,79,79,79	0
55	MG	BA	1716	1/1	0.85	0.41	90,90,90,90	0
55	MG	BA	1761	1/1	0.85	0.15	85,85,85,85	0
55	MG	DA	3422	1/1	0.85	0.31	96,96,96,96	0
55	MG	AA	3494	1/1	0.85	0.51	88,88,88,88	0
55	MG	AA	3272	1/1	0.85	0.11	86,86,86,86	0
55	MG	AA	3058	1/1	0.85	0.09	85,85,85,85	0
55	MG	DA	3337	1/1	0.85	0.90	75,75,75,75	0
55	MG	DA	3239	1/1	0.85	0.57	75,75,75,75	0
55	MG	BA	1814	1/1	0.85	0.19	86,86,86,86	0
55	MG	CA	1628	1/1	0.86	0.16	86,86,86,86	0
55	MG	DA	3028	1/1	0.86	0.39	71,71,71,71	0
55	MG	AA	3547	1/1	0.86	0.41	45,45,45,45	0
55	MG	DA	3316	1/1	0.86	0.18	87,87,87,87	0
55	MG	BA	1738	1/1	0.86	0.31	73,73,73,73	0
55	MG	AA	3038	1/1	0.86	0.14	70,70,70,70	0
55	MG	AA	3320	1/1	0.86	0.40	70,70,70,70	0
55	MG	AA	3398	1/1	0.86	0.18	91,91,91,91	0
55	MG	AA	3237	1/1	0.86	0.32	81,81,81,81	0
55	MG	AA	3169	1/1	0.86	0.23	74,74,74,74	0
55	MG	AB	202	1/1	0.86	0.28	86,86,86,86	0
55	MG	DA	3131	1/1	0.86	0.88	93,93,93,93	0
55	MG	DA	3399	1/1	0.86	0.24	97,97,97,97	0
55	MG	AA	3458	1/1	0.86	0.33	105,105,105,105	0
55	MG	DA	3049	1/1	0.86	0.98	72,72,72,72	0
55	MG	DA	3272	1/1	0.86	0.30	117,117,117,117	0
55	MG	AA	3078	1/1	0.86	0.22	84,84,84,84	0
55	MG	DA	3137	1/1	0.86	0.31	78,78,78,78	0
55	MG	AA	3244	1/1	0.86	0.27	69,69,69,69	0
55	MG	DA	3408	1/1	0.86	0.30	61,61,61,61	0
55	MG	DA	3163	1/1	0.86	0.43	97,97,97,97	0
55	MG	CA	1663	1/1	0.86	0.27	72,72,72,72	0
55	MG	DA	3346	1/1	0.86	0.21	83,83,83,83	0
55	MG	BA	1756	1/1	0.86	0.78	96,96,96,96	0
55	MG	DA	3414	1/1	0.86	0.32	74,74,74,74	0
55	MG	AA	3179	1/1	0.86	0.54	70,70,70,70	0
55	MG	DA	3351	1/1	0.86	0.35	70,70,70,70	0
55	MG	BA	1655	1/1	0.86	0.17	89,89,89,89	0
55	MG	AB	212	1/1	0.86	0.34	76,76,76,76	0
55	MG	DA	3355	1/1	0.86	0.44	93,93,93,93	0
55	MG	CA	1672	1/1	0.86	0.64	76,76,76,76	0

Continued on next page...

Continued from previous page...

Mol	Type	Chain	Res	Atoms	RSCC	RSR	B-factors(\AA^2)	Q<0.9
55	MG	BA	1616	1/1	0.86	0.19	92,92,92,92	0
55	MG	DA	3294	1/1	0.86	0.25	93,93,93,93	0
55	MG	AA	3534	1/1	0.86	0.48	100,100,100,100	0
55	MG	AA	3186	1/1	0.86	0.44	77,77,77,77	0
55	MG	DA	3212	1/1	0.86	0.47	70,70,70,70	0
55	MG	AA	3261	1/1	0.86	0.29	30,30,30,30	0
55	MG	BA	1808	1/1	0.86	0.43	69,69,69,69	0
55	MG	AA	3615	1/1	0.86	0.35	84,84,84,84	0
55	MG	CA	1690	1/1	0.86	0.36	74,74,74,74	0
55	MG	AA	3519	1/1	0.86	0.17	91,91,91,91	0
55	MG	AA	3429	1/1	0.86	0.25	85,85,85,85	0
55	MG	BA	1628	1/1	0.86	0.27	86,86,86,86	0
55	MG	DA	3439	1/1	0.86	0.65	92,92,92,92	0
55	MG	BA	1709	1/1	0.86	0.16	101,101,101,101	0
55	MG	DA	3241	1/1	0.86	0.21	85,85,85,85	0
55	MG	DA	3380	1/1	0.86	0.94	74,74,74,74	0
55	MG	CA	1765	1/1	0.87	0.52	97,97,97,97	0
55	MG	AA	3128	1/1	0.87	0.32	54,54,54,54	0
55	MG	DA	3159	1/1	0.87	0.31	52,52,52,52	0
55	MG	DA	3055	1/1	0.87	0.80	80,80,80,80	0
55	MG	CA	1721	1/1	0.87	0.37	94,94,94,94	0
55	MG	BA	1785	1/1	0.87	0.78	91,91,91,91	0
55	MG	CA	1681	1/1	0.87	0.36	71,71,71,71	0
55	MG	BA	1824	1/1	0.87	0.15	97,97,97,97	0
55	MG	DA	3173	1/1	0.87	0.72	59,59,59,59	0
55	MG	AA	3236	1/1	0.87	0.26	93,93,93,93	0
55	MG	CA	1774	1/1	0.87	0.28	72,72,72,72	0
55	MG	AB	209	1/1	0.87	0.26	103,103,103,103	0
55	MG	DA	3485	1/1	0.87	0.56	40,40,40,40	0
55	MG	AA	3071	1/1	0.87	0.15	99,99,99,99	0
55	MG	DA	3291	1/1	0.87	0.50	70,70,70,70	0
55	MG	CA	1629	1/1	0.87	0.23	82,82,82,82	0
55	MG	DA	3356	1/1	0.87	0.40	80,80,80,80	0
55	MG	BA	1830	1/1	0.87	0.23	96,96,96,96	0
55	MG	CA	1740	1/1	0.87	0.42	75,75,75,75	0
55	MG	DA	3218	1/1	0.87	0.73	75,75,75,75	0
55	MG	CA	1782	1/1	0.87	0.33	104,104,104,104	0
55	MG	AA	3483	1/1	0.87	0.42	70,70,70,70	0
55	MG	AA	3096	1/1	0.87	0.25	75,75,75,75	0
55	MG	AA	3052	1/1	0.87	0.67	74,74,74,74	0
55	MG	DA	3426	1/1	0.87	0.19	94,94,94,94	0
55	MG	BA	1688	1/1	0.87	0.26	76,76,76,76	0

Continued on next page...

Continued from previous page...

Mol	Type	Chain	Res	Atoms	RSCC	RSR	B-factors(Å ²)	Q<0.9
55	MG	AA	3553	1/1	0.87	0.70	100,100,100,100	0
55	MG	AA	3399	1/1	0.87	0.43	71,71,71,71	0
55	MG	AA	3400	1/1	0.87	1.04	86,86,86,86	0
55	MG	DA	3522	1/1	0.87	0.49	85,85,85,85	0
55	MG	DA	3373	1/1	0.87	0.56	90,90,90,90	0
55	MG	CA	1752	1/1	0.87	0.24	70,70,70,70	0
55	MG	AA	3218	1/1	0.87	0.60	77,77,77,77	0
55	MG	DA	3248	1/1	0.87	0.30	98,98,98,98	0
55	MG	DA	3035	1/1	0.87	0.91	102,102,102,102	0
55	MG	AA	3306	1/1	0.87	0.38	63,63,63,63	0
55	MG	AA	3456	1/1	0.87	0.78	70,70,70,70	0
55	MG	AA	3126	1/1	0.87	0.23	63,63,63,63	0
55	MG	AA	3475	1/1	0.87	0.31	67,67,67,67	0
55	MG	DB	210	1/1	0.87	0.20	76,76,76,76	0
55	MG	DB	211	1/1	0.87	0.26	104,104,104,104	0
55	MG	DB	212	1/1	0.87	0.41	94,94,94,94	0
55	MG	BA	1631	1/1	0.87	0.17	67,67,67,67	0
55	MG	DA	3327	1/1	0.87	0.46	85,85,85,85	0
55	MG	CA	1760	1/1	0.87	0.27	103,103,103,103	0
55	MG	AA	3421	1/1	0.87	0.19	64,64,64,64	0
55	MG	BA	1818	1/1	0.87	0.22	82,82,82,82	0
55	MG	A7	101	1/1	0.87	0.51	69,69,69,69	0
55	MG	AA	3588	1/1	0.88	0.67	63,63,63,63	0
55	MG	DA	3361	1/1	0.88	0.55	102,102,102,102	0
55	MG	BB	102	1/1	0.88	0.29	86,86,86,86	0
55	MG	DA	3279	1/1	0.88	0.31	66,66,66,66	0
55	MG	CA	1633	1/1	0.88	0.48	79,79,79,79	0
55	MG	DA	3442	1/1	0.88	0.24	96,96,96,96	0
55	MG	CA	1635	1/1	0.88	0.26	87,87,87,87	0
55	MG	BA	1636	1/1	0.88	0.16	92,92,92,92	0
55	MG	AA	3042	1/1	0.88	0.13	67,67,67,67	0
55	MG	AA	3250	1/1	0.88	0.21	73,73,73,73	0
55	MG	AA	3189	1/1	0.88	0.39	57,57,57,57	0
55	MG	DA	3030	1/1	0.88	0.24	66,66,66,66	0
55	MG	BA	1602	1/1	0.88	0.22	65,65,65,65	0
55	MG	AA	3416	1/1	0.88	0.30	70,70,70,70	0
55	MG	CA	1653	1/1	0.88	0.20	73,73,73,73	0
55	MG	AA	3302	1/1	0.88	0.38	84,84,84,84	0
55	MG	AA	3455	1/1	0.88	0.45	61,61,61,61	0
55	MG	BA	1649	1/1	0.88	0.26	85,85,85,85	0
55	MG	BA	1767	1/1	0.88	0.23	101,101,101,101	0
55	MG	AA	3512	1/1	0.88	0.34	71,71,71,71	0

Continued on next page...

Continued from previous page...

Mol	Type	Chain	Res	Atoms	RSCC	RSR	B-factors(Å ²)	Q<0.9
55	MG	AA	3560	1/1	0.88	0.65	84,84,84,84	0
55	MG	DA	3048	1/1	0.88	0.58	84,84,84,84	0
55	MG	DA	3200	1/1	0.88	0.40	66,66,66,66	0
55	MG	BA	1821	1/1	0.88	0.23	78,78,78,78	0
55	MG	DA	3391	1/1	0.88	0.21	86,86,86,86	0
55	MG	BA	1698	1/1	0.88	0.68	73,73,73,73	0
55	MG	BA	1772	1/1	0.88	0.22	89,89,89,89	0
55	MG	CA	1806	1/1	0.88	0.23	115,115,115,115	0
55	MG	CA	1677	1/1	0.88	0.26	68,68,68,68	0
55	MG	CG	301	1/1	0.88	0.41	86,86,86,86	0
55	MG	BA	1733	1/1	0.88	0.28	88,88,88,88	0
55	MG	AA	3202	1/1	0.88	0.42	55,55,55,55	0
55	MG	AA	3267	1/1	0.88	0.22	80,80,80,80	0
55	MG	AA	3420	1/1	0.88	0.18	107,107,107,107	0
55	MG	CB	105	1/1	0.88	0.29	80,80,80,80	0
55	MG	AA	3296	1/1	0.88	0.16	75,75,75,75	0
55	MG	DA	3240	1/1	0.88	0.27	80,80,80,80	0
55	MG	DA	3407	1/1	0.88	0.12	80,80,80,80	0
55	MG	AA	3613	1/1	0.88	0.66	104,104,104,104	0
55	MG	AA	3460	1/1	0.88	0.18	89,89,89,89	0
55	MG	AA	3616	1/1	0.88	0.32	69,69,69,69	0
55	MG	BA	1744	1/1	0.88	0.35	93,93,93,93	0
55	MG	DA	3082	1/1	0.88	0.25	83,83,83,83	0
55	MG	DA	3251	1/1	0.88	0.15	50,50,50,50	0
55	MG	CA	1757	1/1	0.88	0.15	83,83,83,83	0
55	MG	DA	3256	1/1	0.88	0.44	82,82,82,82	0
55	MG	AA	3140	1/1	0.88	0.52	53,53,53,53	0
55	MG	BA	1836	1/1	0.88	0.55	73,73,73,73	0
55	MG	BA	1626	1/1	0.88	0.77	76,76,76,76	0
55	MG	CA	1701	1/1	0.88	0.30	77,77,77,77	0
55	MG	AA	3618	1/1	0.88	0.43	76,76,76,76	0
55	MG	DA	3266	1/1	0.88	0.22	97,97,97,97	0
55	MG	BA	1748	1/1	0.88	0.78	61,61,61,61	0
55	MG	AA	3336	1/1	0.88	0.52	48,48,48,48	0
55	MG	AA	3620	1/1	0.88	0.28	99,99,99,99	0
55	MG	BA	1795	1/1	0.88	0.55	66,66,66,66	0
55	MG	D0	201	1/1	0.88	0.25	78,78,78,78	0
55	MG	DA	3117	1/1	0.88	0.38	68,68,68,68	0
55	MG	CA	1710	1/1	0.88	0.12	105,105,105,105	0
55	MG	DA	3358	1/1	0.88	0.21	90,90,90,90	0
55	MG	AA	3396	1/1	0.88	0.30	58,58,58,58	0
55	MG	BA	1684	1/1	0.89	0.88	100,100,100,100	0

Continued on next page...

Continued from previous page...

Mol	Type	Chain	Res	Atoms	RSCC	RSR	B-factors(Å ²)	Q<0.9
55	MG	BA	1632	1/1	0.89	0.27	72,72,72,72	0
55	MG	AA	3359	1/1	0.89	0.50	60,60,60,60	0
55	MG	BA	1771	1/1	0.89	0.23	100,100,100,100	0
55	MG	DA	3102	1/1	0.89	0.27	72,72,72,72	0
55	MG	AA	3100	1/1	0.89	0.13	79,79,79,79	0
55	MG	DA	3105	1/1	0.89	0.32	72,72,72,72	0
55	MG	CA	1691	1/1	0.89	0.32	69,69,69,69	0
55	MG	AA	3130	1/1	0.89	0.21	59,59,59,59	0
55	MG	DA	3438	1/1	0.89	0.55	102,102,102,102	0
55	MG	DA	3112	1/1	0.89	0.11	70,70,70,70	0
55	MG	AA	3286	1/1	0.89	0.49	69,69,69,69	0
55	MG	AA	3228	1/1	0.89	0.37	89,89,89,89	0
55	MG	AA	3206	1/1	0.89	0.45	53,53,53,53	0
55	MG	DA	3271	1/1	0.89	0.37	76,76,76,76	0
55	MG	DA	3445	1/1	0.89	0.26	72,72,72,72	0
55	MG	AA	3453	1/1	0.89	0.36	47,47,47,47	0
55	MG	AA	3478	1/1	0.89	0.13	93,93,93,93	0
55	MG	DA	3274	1/1	0.89	0.48	80,80,80,80	0
55	MG	AA	3323	1/1	0.89	0.11	93,93,93,93	0
55	MG	DA	3276	1/1	0.89	0.18	86,86,86,86	0
55	MG	AA	3584	1/1	0.89	0.24	94,94,94,94	0
55	MG	DA	3123	1/1	0.89	0.14	73,73,73,73	0
55	MG	AA	3586	1/1	0.89	0.30	80,80,80,80	0
55	MG	CA	1627	1/1	0.89	0.26	102,102,102,102	0
55	MG	BA	1652	1/1	0.89	0.24	86,86,86,86	0
55	MG	DA	3469	1/1	0.89	0.38	64,64,64,64	0
55	MG	CA	1771	1/1	0.89	0.22	64,64,64,64	0
55	MG	AA	3273	1/1	0.89	0.88	63,63,63,63	0
55	MG	BA	1742	1/1	0.89	0.10	133,133,133,133	0
55	MG	AA	3591	1/1	0.89	1.30	80,80,80,80	0
55	MG	DA	3138	1/1	0.89	0.25	71,71,71,71	0
55	MG	DA	3144	1/1	0.89	0.94	68,68,68,68	0
55	MG	BA	1791	1/1	0.89	0.47	89,89,89,89	0
55	MG	DA	3158	1/1	0.89	0.33	77,77,77,77	0
55	MG	AA	3411	1/1	0.89	0.17	84,84,84,84	0
55	MG	DA	3388	1/1	0.89	0.53	85,85,85,85	0
55	MG	AA	3083	1/1	0.89	0.28	47,47,47,47	0
55	MG	AA	3510	1/1	0.89	0.17	73,73,73,73	0
55	MG	AA	3349	1/1	0.89	0.18	79,79,79,79	0
55	MG	AA	3216	1/1	0.89	0.21	56,56,56,56	0
55	MG	DA	3501	1/1	0.89	0.36	77,77,77,77	0
55	MG	AA	3313	1/1	0.89	0.34	62,62,62,62	0

Continued on next page...

Continued from previous page...

Mol	Type	Chain	Res	Atoms	RSCC	RSR	B-factors(Å ²)	Q<0.9
55	MG	DA	3305	1/1	0.89	0.45	83,83,83,83	0
55	MG	AB	210	1/1	0.89	0.31	71,71,71,71	0
55	MG	DA	3507	1/1	0.89	0.33	88,88,88,88	0
55	MG	BA	1673	1/1	0.89	0.24	80,80,80,80	0
55	MG	AA	3087	1/1	0.89	0.25	45,45,45,45	0
55	MG	CA	1729	1/1	0.89	0.90	81,81,81,81	0
55	MG	CA	1659	1/1	0.89	0.14	111,111,111,111	0
55	MG	CA	1731	1/1	0.89	0.61	85,85,85,85	0
55	MG	DA	3052	1/1	0.89	0.21	84,84,84,84	0
55	MG	DA	3206	1/1	0.89	0.24	65,65,65,65	0
55	MG	BA	1715	1/1	0.89	0.27	69,69,69,69	0
55	MG	CA	1803	1/1	0.89	0.19	87,87,87,87	0
55	MG	DA	3525	1/1	0.89	0.33	88,88,88,88	0
55	MG	DA	3322	1/1	0.89	0.78	83,83,83,83	0
55	MG	AA	3490	1/1	0.89	0.25	88,88,88,88	0
55	MG	BA	1676	1/1	0.89	0.45	81,81,81,81	0
55	MG	AA	3355	1/1	0.89	0.58	87,87,87,87	0
55	MG	BC	108	1/1	0.89	0.71	101,101,101,101	0
55	MG	AA	3439	1/1	0.89	0.16	93,93,93,93	0
55	MG	DA	3415	1/1	0.89	0.18	84,84,84,84	0
55	MG	CA	1743	1/1	0.89	0.34	71,71,71,71	0
55	MG	DA	3234	1/1	0.89	0.54	55,55,55,55	0
55	MG	CS	101	1/1	0.89	0.25	84,84,84,84	0
55	MG	BA	1629	1/1	0.89	0.48	100,100,100,100	0
55	MG	BA	1816	1/1	0.89	0.34	87,87,87,87	0
55	MG	BA	1817	1/1	0.89	0.55	92,92,92,92	0
55	MG	CA	1678	1/1	0.89	0.13	67,67,67,67	0
55	MG	AA	3441	1/1	0.89	0.21	76,76,76,76	0
55	MG	BA	1723	1/1	0.89	0.36	95,95,95,95	0
55	MG	AA	3103	1/1	0.89	0.45	75,75,75,75	0
55	MG	CA	1783	1/1	0.90	0.14	72,72,72,72	0
55	MG	CA	1785	1/1	0.90	0.23	81,81,81,81	0
55	MG	AA	3214	1/1	0.90	0.47	66,66,66,66	0
55	MG	AA	3578	1/1	0.90	0.52	52,52,52,52	0
55	MG	AA	3177	1/1	0.90	0.16	45,45,45,45	0
55	MG	AA	3064	1/1	0.90	0.32	77,77,77,77	0
55	MG	AA	3495	1/1	0.90	0.48	98,98,98,98	0
55	MG	AA	3253	1/1	0.90	0.48	82,82,82,82	0
55	MG	CA	1737	1/1	0.90	0.28	109,109,109,109	0
55	MG	CA	1798	1/1	0.90	0.12	96,96,96,96	0
55	MG	DA	3155	1/1	0.90	0.54	49,49,49,49	0
55	MG	DA	3370	1/1	0.90	0.14	85,85,85,85	0

Continued on next page...

Continued from previous page...

Mol	Type	Chain	Res	Atoms	RSCC	RSR	B-factors(\AA^2)	Q<0.9
55	MG	BA	1717	1/1	0.90	0.97	79,79,79,79	0
55	MG	BA	1793	1/1	0.90	0.22	82,82,82,82	0
55	MG	CA	1801	1/1	0.90	0.52	71,71,71,71	0
55	MG	A5	101	1/1	0.90	0.61	49,49,49,49	0
55	MG	DA	3050	1/1	0.90	0.66	78,78,78,78	0
55	MG	BA	1682	1/1	0.90	0.41	98,98,98,98	0
55	MG	DA	3171	1/1	0.90	0.39	81,81,81,81	0
55	MG	BA	1839	1/1	0.90	0.22	61,61,61,61	0
55	MG	AA	3626	1/1	0.90	0.38	63,63,63,63	0
55	MG	AA	3480	1/1	0.90	0.23	77,77,77,77	0
55	MG	BA	1842	1/1	0.90	0.36	88,88,88,88	0
55	MG	DA	3195	1/1	0.90	0.23	73,73,73,73	0
55	MG	CA	1692	1/1	0.90	0.26	75,75,75,75	0
55	MG	AA	3552	1/1	0.90	0.82	75,75,75,75	0
55	MG	AA	3451	1/1	0.90	0.40	85,85,85,85	0
55	MG	DA	3487	1/1	0.90	0.61	59,59,59,59	0
55	MG	BG	301	1/1	0.90	0.20	110,110,110,110	0
55	MG	AA	3482	1/1	0.90	0.61	82,82,82,82	0
55	MG	BA	1644	1/1	0.90	0.16	78,78,78,78	0
55	MG	BA	1607	1/1	0.90	0.12	87,87,87,87	0
55	MG	DA	3068	1/1	0.90	0.17	100,100,100,100	0
55	MG	AA	3311	1/1	0.90	0.36	58,58,58,58	0
55	MG	DA	3312	1/1	0.90	0.19	101,101,101,101	0
55	MG	DA	3223	1/1	0.90	0.18	83,83,83,83	0
55	MG	DA	3225	1/1	0.90	0.36	64,64,64,64	0
55	MG	DA	3226	1/1	0.90	0.41	57,57,57,57	0
55	MG	DA	3070	1/1	0.90	0.15	73,73,73,73	0
55	MG	DA	3319	1/1	0.90	0.41	68,68,68,68	0
55	MG	AA	3288	1/1	0.90	0.85	73,73,73,73	0
55	MG	AA	3597	1/1	0.90	0.53	67,67,67,67	0
55	MG	BA	1651	1/1	0.90	0.39	73,73,73,73	0
55	MG	DA	3516	1/1	0.90	0.33	60,60,60,60	0
55	MG	DA	3517	1/1	0.90	0.29	62,62,62,62	0
55	MG	DA	3078	1/1	0.90	0.23	87,87,87,87	0
55	MG	DA	3326	1/1	0.90	0.53	63,63,63,63	0
55	MG	AA	3342	1/1	0.90	0.24	65,65,65,65	0
55	MG	BA	1815	1/1	0.90	0.64	81,81,81,81	0
55	MG	BA	1614	1/1	0.90	0.28	93,93,93,93	0
55	MG	DA	3006	1/1	0.90	0.43	78,78,78,78	0
55	MG	AA	3469	1/1	0.90	0.46	76,76,76,76	0
55	MG	DA	3098	1/1	0.90	0.35	41,41,41,41	0
55	MG	AA	3487	1/1	0.90	0.50	78,78,78,78	0

Continued on next page...

Continued from previous page...

Mol	Type	Chain	Res	Atoms	RSCC	RSR	B-factors(Å ²)	Q<0.9
55	MG	DB	201	1/1	0.90	0.18	77,77,77,77	0
55	MG	DB	203	1/1	0.90	0.22	71,71,71,71	0
55	MG	AA	3290	1/1	0.90	0.92	62,62,62,62	0
55	MG	CA	1716	1/1	0.90	0.27	78,78,78,78	0
55	MG	DA	3108	1/1	0.90	0.33	69,69,69,69	0
55	MG	CA	1655	1/1	0.90	0.27	87,87,87,87	0
55	MG	AA	3507	1/1	0.90	0.29	62,62,62,62	0
55	MG	AA	3054	1/1	0.90	0.39	52,52,52,52	0
55	MG	AA	3532	1/1	0.90	0.61	89,89,89,89	0
55	MG	B1	102	1/1	0.90	0.50	69,69,69,69	0
55	MG	AA	3256	1/1	0.90	0.33	65,65,65,65	0
55	MG	CA	1724	1/1	0.90	0.64	88,88,88,88	0
55	MG	AA	3402	1/1	0.90	0.41	94,94,94,94	0
55	MG	DA	3353	1/1	0.90	0.66	70,70,70,70	0
55	MG	AA	3570	1/1	0.90	0.27	49,49,49,49	0
55	MG	CA	1781	1/1	0.90	0.32	92,92,92,92	0
55	MG	CA	1666	1/1	0.90	0.16	76,76,76,76	0
55	MG	AA	3147	1/1	0.91	0.59	77,77,77,77	0
55	MG	CA	1654	1/1	0.91	0.16	88,88,88,88	0
55	MG	AA	3281	1/1	0.91	0.27	67,67,67,67	0
55	MG	A2	201	1/1	0.91	0.38	81,81,81,81	0
55	MG	BA	1789	1/1	0.91	0.19	69,69,69,69	0
55	MG	AA	3621	1/1	0.91	0.21	100,100,100,100	0
55	MG	DA	3374	1/1	0.91	0.65	72,72,72,72	0
55	MG	DA	3003	1/1	0.91	0.58	70,70,70,70	0
55	MG	CA	1605	1/1	0.91	0.27	72,72,72,72	0
55	MG	DA	3207	1/1	0.91	0.39	61,61,61,61	0
55	MG	AA	3622	1/1	0.91	0.20	71,71,71,71	0
55	MG	DA	3076	1/1	0.91	0.15	96,96,96,96	0
55	MG	AA	3129	1/1	0.91	0.26	75,75,75,75	0
55	MG	DA	3081	1/1	0.91	0.19	73,73,73,73	0
55	MG	DA	3220	1/1	0.91	0.50	67,67,67,67	0
55	MG	DA	3384	1/1	0.91	0.62	64,64,64,64	0
55	MG	CA	1609	1/1	0.91	0.21	108,108,108,108	0
55	MG	CA	1610	1/1	0.91	0.17	75,75,75,75	0
55	MG	DA	3084	1/1	0.91	0.44	87,87,87,87	0
55	MG	AA	3357	1/1	0.91	0.57	61,61,61,61	0
55	MG	AA	3358	1/1	0.91	0.51	79,79,79,79	0
55	MG	DA	3486	1/1	0.91	0.66	46,46,46,46	0
55	MG	AA	3262	1/1	0.91	0.33	71,71,71,71	0
55	MG	DA	3014	1/1	0.91	0.38	62,62,62,62	0
55	MG	AA	3337	1/1	0.91	0.86	88,88,88,88	0

Continued on next page...

Continued from previous page...

Mol	Type	Chain	Res	Atoms	RSCC	RSR	B-factors(\AA^2)	Q<0.9
55	MG	DA	3236	1/1	0.91	0.56	57,57,57,57	0
55	MG	AA	3338	1/1	0.91	0.30	72,72,72,72	0
55	MG	AA	3090	1/1	0.91	0.44	68,68,68,68	0
55	MG	AA	3070	1/1	0.91	0.75	66,66,66,66	0
55	MG	DA	3021	1/1	0.91	0.68	61,61,61,61	0
55	MG	AA	3162	1/1	0.91	0.60	45,45,45,45	0
55	MG	CA	1784	1/1	0.91	0.20	102,102,102,102	0
55	MG	CA	1682	1/1	0.91	0.36	97,97,97,97	0
55	MG	AA	3468	1/1	0.91	0.43	92,92,92,92	0
55	MG	BA	1805	1/1	0.91	0.59	62,62,62,62	0
55	MG	CA	1738	1/1	0.91	0.35	75,75,75,75	0
55	MG	CA	1686	1/1	0.91	0.34	68,68,68,68	0
55	MG	CA	1791	1/1	0.91	0.71	70,70,70,70	0
55	MG	CA	1792	1/1	0.91	0.24	91,91,91,91	0
55	MG	DA	3338	1/1	0.91	1.11	75,75,75,75	0
55	MG	AA	3344	1/1	0.91	0.63	71,71,71,71	0
55	MG	AA	3470	1/1	0.91	0.31	59,59,59,59	0
55	MG	CA	1744	1/1	0.91	0.21	70,70,70,70	0
55	MG	AA	3080	1/1	0.91	0.48	52,52,52,52	0
55	MG	DA	3344	1/1	0.91	0.28	93,93,93,93	0
55	MG	AA	3448	1/1	0.91	0.19	85,85,85,85	0
55	MG	AA	3056	1/1	0.91	0.22	64,64,64,64	0
55	MG	AA	3325	1/1	0.91	0.30	78,78,78,78	0
55	MG	DA	3348	1/1	0.91	0.53	77,77,77,77	0
55	MG	CA	1802	1/1	0.91	0.11	107,107,107,107	0
55	MG	DB	202	1/1	0.91	0.15	101,101,101,101	0
55	MG	BA	1664	1/1	0.91	0.33	52,52,52,52	0
55	MG	DA	3143	1/1	0.91	0.58	69,69,69,69	0
55	MG	AA	3028	1/1	0.91	0.40	51,51,51,51	0
55	MG	AA	3327	1/1	0.91	0.19	82,82,82,82	0
55	MG	BB	108	1/1	0.91	0.21	106,106,106,106	0
55	MG	BA	1670	1/1	0.91	0.28	62,62,62,62	0
55	MG	CA	1703	1/1	0.91	0.13	88,88,88,88	0
55	MG	AA	3350	1/1	0.91	0.67	59,59,59,59	0
55	MG	BA	1740	1/1	0.91	0.12	72,72,72,72	0
55	MG	AA	3067	1/1	0.91	0.24	61,61,61,61	0
55	MG	CB	102	1/1	0.91	0.52	94,94,94,94	0
55	MG	DA	3170	1/1	0.91	0.85	66,66,66,66	0
55	MG	DA	3363	1/1	0.91	0.38	73,73,73,73	0
55	MG	AA	3503	1/1	0.91	0.18	72,72,72,72	0
55	MG	AE	304	1/1	0.91	0.33	85,85,85,85	0
55	MG	AA	3185	1/1	0.91	0.21	43,43,43,43	0

Continued on next page...

Continued from previous page...

Mol	Type	Chain	Res	Atoms	RSCC	RSR	B-factors(\AA^2)	Q<0.9
55	MG	CA	1668	1/1	0.92	0.32	75,75,75,75	0
55	MG	CA	1607	1/1	0.92	0.39	77,77,77,77	0
55	MG	AA	3319	1/1	0.92	0.22	61,61,61,61	0
55	MG	CA	1794	1/1	0.92	0.45	72,72,72,72	0
55	MG	CA	1674	1/1	0.92	0.27	76,76,76,76	0
55	MG	AA	3280	1/1	0.92	0.46	65,65,65,65	0
55	MG	CA	1739	1/1	0.92	0.53	69,69,69,69	0
55	MG	AA	3440	1/1	0.92	0.35	83,83,83,83	0
55	MG	AB	213	1/1	0.92	0.22	54,54,54,54	0
55	MG	BA	1786	1/1	0.92	0.31	72,72,72,72	0
55	MG	AA	3168	1/1	0.92	0.29	64,64,64,64	0
55	MG	DA	3046	1/1	0.92	0.45	60,60,60,60	0
55	MG	DA	3142	1/1	0.92	0.68	51,51,51,51	0
55	MG	AA	3051	1/1	0.92	0.46	51,51,51,51	0
55	MG	AA	3575	1/1	0.92	0.33	40,40,40,40	0
55	MG	AA	3365	1/1	0.92	0.23	83,83,83,83	0
55	MG	AA	3264	1/1	0.92	0.62	74,74,74,74	0
55	MG	AA	3092	1/1	0.92	0.56	59,59,59,59	0
55	MG	AA	3545	1/1	0.92	0.41	72,72,72,72	0
55	MG	BA	1750	1/1	0.92	0.51	79,79,79,79	0
55	MG	CG	303	1/1	0.92	0.12	100,100,100,100	0
55	MG	DA	3165	1/1	0.92	0.32	73,73,73,73	0
55	MG	AA	3036	1/1	0.92	0.41	34,34,34,34	0
55	MG	DA	3461	1/1	0.92	0.40	50,50,50,50	0
55	MG	DA	3467	1/1	0.92	0.40	49,49,49,49	0
55	MG	DA	3287	1/1	0.92	0.68	62,62,62,62	0
55	MG	AA	3196	1/1	0.92	0.32	60,60,60,60	0
55	MG	BA	1753	1/1	0.92	0.18	91,91,91,91	0
55	MG	AA	3589	1/1	0.92	0.21	72,72,72,72	0
55	MG	DA	3292	1/1	0.92	0.70	56,56,56,56	0
55	MG	AA	3625	1/1	0.92	0.74	70,70,70,70	0
55	MG	BQ	101	1/1	0.92	0.12	99,99,99,99	0
55	MG	DA	3481	1/1	0.92	0.45	45,45,45,45	0
55	MG	AA	3197	1/1	0.92	0.62	63,63,63,63	0
55	MG	DA	3176	1/1	0.92	0.73	78,78,78,78	0
55	MG	AA	3310	1/1	0.92	0.39	74,74,74,74	0
55	MG	BA	1680	1/1	0.92	0.32	71,71,71,71	0
55	MG	CA	1632	1/1	0.92	0.27	77,77,77,77	0
55	MG	AA	3292	1/1	0.92	0.44	80,80,80,80	0
55	MG	DA	3071	1/1	0.92	0.25	74,74,74,74	0
55	MG	DA	3072	1/1	0.92	0.34	98,98,98,98	0
55	MG	BA	1637	1/1	0.92	0.42	93,93,93,93	0

Continued on next page...

Continued from previous page...

Mol	Type	Chain	Res	Atoms	RSCC	RSR	B-factors(\AA^2)	Q<0.9
55	MG	AA	3255	1/1	0.92	0.21	61,61,61,61	0
55	MG	BA	1811	1/1	0.92	0.19	86,86,86,86	0
55	MG	DA	3393	1/1	0.92	0.19	93,93,93,93	0
55	MG	DA	3504	1/1	0.92	0.17	119,119,119,119	0
55	MG	AA	3032	1/1	0.92	0.39	60,60,60,60	0
55	MG	DA	3214	1/1	0.92	0.51	70,70,70,70	0
55	MG	DA	3217	1/1	0.92	0.61	51,51,51,51	0
55	MG	DA	3077	1/1	0.92	0.53	82,82,82,82	0
55	MG	DA	3314	1/1	0.92	0.40	78,78,78,78	0
55	MG	AA	3332	1/1	0.92	0.69	82,82,82,82	0
55	MG	DA	3080	1/1	0.92	0.08	114,114,114,114	0
55	MG	DA	3402	1/1	0.92	0.84	73,73,73,73	0
55	MG	BA	1642	1/1	0.92	0.43	69,69,69,69	0
55	MG	BA	1604	1/1	0.92	0.24	77,77,77,77	0
55	MG	CA	1772	1/1	0.92	0.58	76,76,76,76	0
55	MG	DA	3009	1/1	0.92	0.31	88,88,88,88	0
55	MG	CA	1646	1/1	0.92	0.46	56,56,56,56	0
55	MG	CA	1651	1/1	0.92	0.13	79,79,79,79	0
55	MG	AA	3086	1/1	0.92	0.25	70,70,70,70	0
55	MG	AA	3335	1/1	0.92	0.17	90,90,90,90	0
55	MG	DA	3411	1/1	0.92	0.19	77,77,77,77	0
55	MG	BA	1608	1/1	0.92	0.33	63,63,63,63	0
55	MG	BA	1731	1/1	0.92	0.43	67,67,67,67	0
55	MG	DA	3330	1/1	0.92	0.18	74,74,74,74	0
55	MG	DA	3238	1/1	0.92	0.30	80,80,80,80	0
55	MG	DA	3417	1/1	0.92	0.18	83,83,83,83	0
55	MG	CA	1657	1/1	0.92	0.10	94,94,94,94	0
55	MG	AA	3039	1/1	0.92	0.27	80,80,80,80	0
55	MG	BA	1610	1/1	0.92	0.46	53,53,53,53	0
55	MG	DB	209	1/1	0.92	0.62	103,103,103,103	0
55	MG	BA	1650	1/1	0.92	0.42	78,78,78,78	0
55	MG	DA	3111	1/1	0.92	0.28	67,67,67,67	0
55	MG	AA	3298	1/1	0.92	0.52	80,80,80,80	0
55	MG	AB	207	1/1	0.92	0.14	97,97,97,97	0
55	MG	CA	1604	1/1	0.92	0.14	78,78,78,78	0
55	MG	DA	3253	1/1	0.92	0.32	83,83,83,83	0
55	MG	AA	3107	1/1	0.92	0.42	56,56,56,56	0
55	MG	BA	1828	1/1	0.92	0.45	85,85,85,85	0
55	MG	DA	3118	1/1	0.92	0.16	72,72,72,72	0
55	MG	DA	3258	1/1	0.92	0.56	56,56,56,56	0
55	MG	AA	3099	1/1	0.93	0.38	64,64,64,64	0
55	MG	AA	3263	1/1	0.93	0.30	56,56,56,56	0

Continued on next page...

Continued from previous page...

Mol	Type	Chain	Res	Atoms	RSCC	RSR	B-factors(Å ²)	Q<0.9
55	MG	AA	3248	1/1	0.93	0.46	53,53,53,53	0
55	MG	AA	3527	1/1	0.93	0.11	77,77,77,77	0
55	MG	BA	1691	1/1	0.93	0.74	60,60,60,60	0
55	MG	CA	1675	1/1	0.93	0.57	65,65,65,65	0
55	MG	DA	3441	1/1	0.93	0.10	67,67,67,67	0
55	MG	AU	201	1/1	0.93	0.28	74,74,74,74	0
55	MG	AA	3568	1/1	0.93	0.56	29,29,29,29	0
55	MG	AA	3057	1/1	0.93	0.29	52,52,52,52	0
55	MG	DA	3154	1/1	0.93	0.62	59,59,59,59	0
55	MG	AA	3045	1/1	0.93	0.37	50,50,50,50	0
55	MG	AA	3163	1/1	0.93	0.51	48,48,48,48	0
55	MG	AA	3531	1/1	0.93	0.61	53,53,53,53	0
55	MG	DA	3161	1/1	0.93	0.42	73,73,73,73	0
55	MG	DA	3450	1/1	0.93	0.20	86,86,86,86	0
55	MG	AA	3271	1/1	0.93	0.48	68,68,68,68	0
55	MG	DA	3280	1/1	0.93	0.20	80,80,80,80	0
55	MG	BA	1699	1/1	0.93	0.27	58,58,58,58	0
55	MG	CA	1809	1/1	0.93	0.17	100,100,100,100	0
55	MG	CA	1685	1/1	0.93	0.36	85,85,85,85	0
55	MG	CG	302	1/1	0.93	0.14	83,83,83,83	0
55	MG	AA	3582	1/1	0.93	0.35	33,33,33,33	0
55	MG	AA	3425	1/1	0.93	0.36	70,70,70,70	0
55	MG	DA	3468	1/1	0.93	0.47	53,53,53,53	0
55	MG	CA	1688	1/1	0.93	0.42	75,75,75,75	0
55	MG	AA	3220	1/1	0.93	0.28	44,44,44,44	0
55	MG	DA	3290	1/1	0.93	0.44	59,59,59,59	0
55	MG	AA	3454	1/1	0.93	0.20	78,78,78,78	0
55	MG	DA	3378	1/1	0.93	0.25	56,56,56,56	0
55	MG	DA	3476	1/1	0.93	0.65	76,76,76,76	0
55	MG	AA	3587	1/1	0.93	0.19	28,28,28,28	0
55	MG	AA	3375	1/1	0.93	0.26	74,74,74,74	0
55	MG	DA	3480	1/1	0.93	0.75	56,56,56,56	0
55	MG	DA	3295	1/1	0.93	0.57	66,66,66,66	0
55	MG	DA	3296	1/1	0.93	0.20	56,56,56,56	0
55	MG	DA	3190	1/1	0.93	0.50	46,46,46,46	0
55	MG	CA	1694	1/1	0.93	0.25	94,94,94,94	0
55	MG	DA	3491	1/1	0.93	0.33	43,43,43,43	0
55	MG	CC	101	1/1	0.93	0.38	110,110,110,110	0
55	MG	AA	3539	1/1	0.93	0.57	54,54,54,54	0
55	MG	AA	3376	1/1	0.93	0.29	67,67,67,67	0
55	MG	AA	3592	1/1	0.93	0.72	69,69,69,69	0
55	MG	AB	205	1/1	0.93	0.15	75,75,75,75	0

Continued on next page...

Continued from previous page...

Mol	Type	Chain	Res	Atoms	RSCC	RSR	B-factors(Å ²)	Q<0.9
55	MG	AA	3315	1/1	0.93	0.66	68,68,68,68	0
55	MG	BA	1755	1/1	0.93	1.02	106,106,106,106	0
55	MG	CA	1764	1/1	0.93	0.49	67,67,67,67	0
55	MG	CA	1634	1/1	0.93	0.89	90,90,90,90	0
55	MG	AA	3073	1/1	0.93	0.43	76,76,76,76	0
55	MG	BA	1806	1/1	0.93	0.28	75,75,75,75	0
55	MG	AA	3046	1/1	0.93	0.21	54,54,54,54	0
55	MG	AA	3511	1/1	0.93	0.33	51,51,51,51	0
55	MG	DA	3222	1/1	0.93	0.51	57,57,57,57	0
55	MG	CA	1709	1/1	0.93	0.37	81,81,81,81	0
55	MG	DA	3224	1/1	0.93	0.35	59,59,59,59	0
55	MG	BA	1760	1/1	0.93	0.52	67,67,67,67	0
55	MG	AA	3239	1/1	0.93	0.14	70,70,70,70	0
55	MG	DA	3518	1/1	0.93	0.52	63,63,63,63	0
55	MG	AB	211	1/1	0.93	0.08	105,105,105,105	0
55	MG	DA	3321	1/1	0.93	0.25	81,81,81,81	0
55	MG	CA	1645	1/1	0.93	0.32	71,71,71,71	0
55	MG	DA	3015	1/1	0.93	0.23	83,83,83,83	0
55	MG	AA	3043	1/1	0.93	0.26	83,83,83,83	0
55	MG	DA	3107	1/1	0.93	0.37	89,89,89,89	0
55	MG	AA	3225	1/1	0.93	0.29	69,69,69,69	0
55	MG	CA	1652	1/1	0.93	0.30	70,70,70,70	0
55	MG	CA	1778	1/1	0.93	0.32	69,69,69,69	0
55	MG	AA	3410	1/1	0.93	0.26	99,99,99,99	0
55	MG	BC	107	1/1	0.93	0.10	88,88,88,88	0
55	MG	AA	3384	1/1	0.93	0.55	79,79,79,79	0
55	MG	AA	3279	1/1	0.93	0.92	81,81,81,81	0
55	MG	AA	3226	1/1	0.93	0.91	85,85,85,85	0
55	MG	AA	3151	1/1	0.93	0.57	61,61,61,61	0
55	MG	BA	1820	1/1	0.93	0.34	97,97,97,97	0
55	MG	DA	3250	1/1	0.93	0.30	54,54,54,54	0
55	MG	AE	301	1/1	0.93	0.27	52,52,52,52	0
55	MG	DA	3120	1/1	0.93	0.30	78,78,78,78	0
55	MG	DA	3341	1/1	0.93	0.49	62,62,62,62	0
55	MG	CA	1726	1/1	0.93	0.63	82,82,82,82	0
55	MG	AA	3442	1/1	0.93	0.38	49,49,49,49	0
55	MG	DA	3032	1/1	0.93	0.54	73,73,73,73	0
55	MG	DE	302	1/1	0.93	0.21	75,75,75,75	0
55	MG	AA	3246	1/1	0.93	0.33	73,73,73,73	0
55	MG	AF	301	1/1	0.93	0.12	75,75,75,75	0
55	MG	DA	3130	1/1	0.93	0.54	64,64,64,64	0
55	MG	DA	3262	1/1	0.93	0.30	39,39,39,39	0

Continued on next page...

Continued from previous page...

Mol	Type	Chain	Res	Atoms	RSCC	RSR	B-factors(Å ²)	Q<0.9
55	MG	BA	1825	1/1	0.93	0.14	104,104,104,104	0
55	MG	AA	3053	1/1	0.94	0.35	59,59,59,59	0
55	MG	CA	1639	1/1	0.94	0.21	64,64,64,64	0
55	MG	DA	3060	1/1	0.94	0.33	85,85,85,85	0
55	MG	AA	3158	1/1	0.94	0.73	66,66,66,66	0
55	MG	AA	3340	1/1	0.94	0.44	61,61,61,61	0
55	MG	DA	3064	1/1	0.94	0.44	54,54,54,54	0
55	MG	CC	103	1/1	0.94	1.08	72,72,72,72	0
55	MG	DA	3168	1/1	0.94	0.47	49,49,49,49	0
55	MG	AA	3341	1/1	0.94	0.22	63,63,63,63	0
55	MG	AA	3576	1/1	0.94	0.33	36,36,36,36	0
55	MG	DA	3452	1/1	0.94	0.20	91,91,91,91	0
55	MG	AA	3385	1/1	0.94	0.19	75,75,75,75	0
55	MG	DA	3454	1/1	0.94	0.18	108,108,108,108	0
55	MG	CA	1647	1/1	0.94	0.41	65,65,65,65	0
55	MG	CA	1649	1/1	0.94	0.16	70,70,70,70	0
55	MG	DA	3286	1/1	0.94	0.89	86,86,86,86	0
55	MG	AA	3060	1/1	0.94	0.23	57,57,57,57	0
55	MG	DA	3178	1/1	0.94	0.34	45,45,45,45	0
55	MG	DA	3462	1/1	0.94	0.75	67,67,67,67	0
55	MG	DA	3466	1/1	0.94	0.63	78,78,78,78	0
55	MG	DA	3179	1/1	0.94	0.55	56,56,56,56	0
55	MG	AA	3137	1/1	0.94	0.24	43,43,43,43	0
55	MG	DA	3185	1/1	0.94	0.36	64,64,64,64	0
55	MG	DA	3470	1/1	0.94	0.43	75,75,75,75	0
55	MG	BA	1654	1/1	0.94	0.21	74,74,74,74	0
55	MG	DA	3293	1/1	0.94	0.23	67,67,67,67	0
55	MG	DA	3192	1/1	0.94	0.40	51,51,51,51	0
55	MG	AA	3227	1/1	0.94	0.40	66,66,66,66	0
55	MG	BA	1619	1/1	0.94	0.30	67,67,67,67	0
55	MG	BA	1658	1/1	0.94	0.76	54,54,54,54	0
55	MG	DA	3478	1/1	0.94	0.68	99,99,99,99	0
55	MG	BA	1659	1/1	0.94	0.87	70,70,70,70	0
55	MG	CA	1658	1/1	0.94	0.18	78,78,78,78	0
55	MG	DA	3205	1/1	0.94	0.38	60,60,60,60	0
55	MG	DA	3482	1/1	0.94	0.48	56,56,56,56	0
55	MG	AA	3109	1/1	0.94	0.31	33,33,33,33	0
55	MG	BA	1780	1/1	0.94	0.45	58,58,58,58	0
55	MG	AA	3548	1/1	0.94	0.28	31,31,31,31	0
55	MG	BA	1663	1/1	0.94	0.22	47,47,47,47	0
55	MG	CA	1722	1/1	0.94	0.32	63,63,63,63	0
55	MG	AA	3550	1/1	0.94	0.69	52,52,52,52	0

Continued on next page...

Continued from previous page...

Mol	Type	Chain	Res	Atoms	RSCC	RSR	B-factors(\AA^2)	Q<0.9
55	MG	DA	3090	1/1	0.94	0.29	47,47,47,47	0
55	MG	BA	1665	1/1	0.94	0.68	66,66,66,66	0
55	MG	DA	3095	1/1	0.94	0.34	45,45,45,45	0
55	MG	DA	3097	1/1	0.94	0.33	42,42,42,42	0
55	MG	BA	1743	1/1	0.94	0.34	58,58,58,58	0
55	MG	BA	1704	1/1	0.94	0.45	87,87,87,87	0
55	MG	BA	1705	1/1	0.94	0.33	70,70,70,70	0
55	MG	AA	3229	1/1	0.94	0.13	18,18,18,18	0
55	MG	CA	1670	1/1	0.94	0.47	54,54,54,54	0
55	MG	BA	1667	1/1	0.94	0.29	78,78,78,78	0
55	MG	CA	1673	1/1	0.94	0.72	65,65,65,65	0
55	MG	DA	3320	1/1	0.94	0.22	73,73,73,73	0
55	MG	AA	3142	1/1	0.94	0.23	61,61,61,61	0
55	MG	DA	3511	1/1	0.94	0.43	65,65,65,65	0
55	MG	AA	3590	1/1	0.94	0.60	56,56,56,56	0
55	MG	CA	1793	1/1	0.94	0.45	78,78,78,78	0
55	MG	A1	201	1/1	0.94	0.37	49,49,49,49	0
55	MG	CA	1619	1/1	0.94	0.74	62,62,62,62	0
55	MG	DA	3031	1/1	0.94	0.36	69,69,69,69	0
55	MG	AA	3368	1/1	0.94	0.46	83,83,83,83	0
55	MG	DA	3034	1/1	0.94	0.28	72,72,72,72	0
55	MG	DA	3243	1/1	0.94	0.29	83,83,83,83	0
55	MG	AA	3471	1/1	0.94	0.26	69,69,69,69	0
55	MG	AA	3167	1/1	0.94	0.36	51,51,51,51	0
55	MG	DA	3247	1/1	0.94	0.42	71,71,71,71	0
55	MG	DA	3333	1/1	0.94	0.39	85,85,85,85	0
55	MG	AA	3145	1/1	0.94	0.64	98,98,98,98	0
55	MG	AA	3211	1/1	0.94	0.59	43,43,43,43	0
55	MG	BA	1799	1/1	0.94	0.29	85,85,85,85	0
55	MG	AA	3372	1/1	0.94	0.20	77,77,77,77	0
55	MG	CA	1746	1/1	0.94	0.63	59,59,59,59	0
55	MG	DA	3043	1/1	0.94	0.23	81,81,81,81	0
55	MG	BA	1801	1/1	0.94	0.11	93,93,93,93	0
55	MG	DA	3132	1/1	0.94	0.32	56,56,56,56	0
55	MG	BA	1802	1/1	0.94	0.45	69,69,69,69	0
55	MG	AA	3295	1/1	0.94	0.28	70,70,70,70	0
55	MG	BB	101	1/1	0.94	0.24	88,88,88,88	0
55	MG	AA	3146	1/1	0.94	0.44	62,62,62,62	0
55	MG	BA	1759	1/1	0.94	0.16	97,97,97,97	0
55	MG	DA	3051	1/1	0.94	0.40	81,81,81,81	0
55	MG	AA	3114	1/1	0.94	0.47	41,41,41,41	0
55	MG	AA	3354	1/1	0.94	0.57	79,79,79,79	0

Continued on next page...

Continued from previous page...

Mol	Type	Chain	Res	Atoms	RSCC	RSR	B-factors(\AA^2)	Q<0.9
55	MG	DA	3149	1/1	0.94	0.69	60,60,60,60	0
55	MG	AA	3061	1/1	0.94	0.25	75,75,75,75	0
55	MG	AA	3021	1/1	0.94	0.41	38,38,38,38	0
55	MG	CA	1697	1/1	0.94	0.29	56,56,56,56	0
55	MG	AA	3008	1/1	0.94	0.47	42,42,42,42	0
55	MG	DA	3156	1/1	0.95	0.52	62,62,62,62	0
55	MG	AA	3050	1/1	0.95	0.32	69,69,69,69	0
55	MG	AA	3305	1/1	0.95	0.40	62,62,62,62	0
55	MG	AA	3413	1/1	0.95	0.32	82,82,82,82	0
55	MG	AA	3176	1/1	0.95	0.56	38,38,38,38	0
55	MG	DA	3067	1/1	0.95	0.22	75,75,75,75	0
55	MG	CA	1642	1/1	0.95	0.38	78,78,78,78	0
55	MG	AA	3600	1/1	0.95	0.13	79,79,79,79	0
55	MG	CA	1706	1/1	0.95	0.34	77,77,77,77	0
55	MG	CA	1644	1/1	0.95	0.17	59,59,59,59	0
55	MG	DA	3169	1/1	0.95	0.77	68,68,68,68	0
55	MG	AA	3307	1/1	0.95	1.06	75,75,75,75	0
55	MG	BC	101	1/1	0.95	0.51	58,58,58,58	0
55	MG	AA	3205	1/1	0.95	0.37	43,43,43,43	0
55	MG	AA	3377	1/1	0.95	0.51	85,85,85,85	0
55	MG	BA	1807	1/1	0.95	0.60	70,70,70,70	0
55	MG	AA	3041	1/1	0.95	0.23	62,62,62,62	0
55	MG	DA	3463	1/1	0.95	0.68	44,44,44,44	0
55	MG	AA	3207	1/1	0.95	0.54	44,44,44,44	0
55	MG	AA	3607	1/1	0.95	0.37	54,54,54,54	0
55	MG	DA	3182	1/1	0.95	0.65	72,72,72,72	0
55	MG	DA	3013	1/1	0.95	0.56	55,55,55,55	0
55	MG	AA	3275	1/1	0.95	0.45	65,65,65,65	0
55	MG	DA	3189	1/1	0.95	0.46	43,43,43,43	0
55	MG	AA	3208	1/1	0.95	0.19	66,66,66,66	0
55	MG	AA	3422	1/1	0.95	0.84	73,73,73,73	0
55	MG	AA	3116	1/1	0.95	0.39	43,43,43,43	0
55	MG	AA	3210	1/1	0.95	0.73	58,58,58,58	0
55	MG	DA	3087	1/1	0.95	0.53	48,48,48,48	0
55	MG	CA	1660	1/1	0.95	0.19	76,76,76,76	0
55	MG	AA	3157	1/1	0.95	0.57	41,41,41,41	0
55	MG	AA	3426	1/1	0.95	0.10	123,123,123,123	0
55	MG	DA	3387	1/1	0.95	0.55	45,45,45,45	0
55	MG	BA	1660	1/1	0.95	0.73	64,64,64,64	0
55	MG	BA	1606	1/1	0.95	0.39	88,88,88,88	0
55	MG	AA	3013	1/1	0.95	0.39	49,49,49,49	0
55	MG	AA	3215	1/1	0.95	0.33	55,55,55,55	0

Continued on next page...

Continued from previous page...

Mol	Type	Chain	Res	Atoms	RSCC	RSR	B-factors(\AA^2)	Q<0.9
55	MG	CA	1728	1/1	0.95	0.47	58,58,58,58	0
55	MG	AA	3159	1/1	0.95	0.32	30,30,30,30	0
55	MG	DA	3394	1/1	0.95	0.42	70,70,70,70	0
55	MG	AA	3161	1/1	0.95	0.61	41,41,41,41	0
55	MG	AA	3034	1/1	0.95	0.32	61,61,61,61	0
55	MG	AA	3287	1/1	0.95	0.12	88,88,88,88	0
55	MG	AA	3139	1/1	0.95	0.45	42,42,42,42	0
55	MG	DA	3033	1/1	0.95	0.09	94,94,94,94	0
55	MG	BA	1669	1/1	0.95	0.35	76,76,76,76	0
55	MG	AA	3569	1/1	0.95	0.58	40,40,40,40	0
55	MG	DA	3503	1/1	0.95	0.36	52,52,52,52	0
55	MG	AA	3187	1/1	0.95	0.62	65,65,65,65	0
55	MG	CA	1676	1/1	0.95	0.40	55,55,55,55	0
55	MG	AA	3005	1/1	0.95	0.53	38,38,38,38	0
55	MG	DA	3230	1/1	0.95	0.25	68,68,68,68	0
55	MG	DA	3318	1/1	0.95	0.66	93,93,93,93	0
55	MG	AA	3394	1/1	0.95	0.15	85,85,85,85	0
55	MG	DA	3040	1/1	0.95	0.42	92,92,92,92	0
55	MG	DA	3512	1/1	0.95	0.33	70,70,70,70	0
55	MG	AA	3063	1/1	0.95	0.18	64,64,64,64	0
55	MG	DA	3235	1/1	0.95	0.34	53,53,53,53	0
55	MG	AA	3577	1/1	0.95	0.44	42,42,42,42	0
55	MG	BA	1620	1/1	0.95	0.24	58,58,58,58	0
55	MG	AA	3144	1/1	0.95	0.78	51,51,51,51	0
55	MG	BA	1622	1/1	0.95	0.18	84,84,84,84	0
55	MG	DA	3126	1/1	0.95	0.61	39,39,39,39	0
55	MG	DA	3129	1/1	0.95	0.27	55,55,55,55	0
55	MG	AA	3037	1/1	0.95	0.14	50,50,50,50	0
55	MG	AA	3009	1/1	0.95	0.29	48,48,48,48	0
55	MG	AA	3525	1/1	0.95	0.33	67,67,67,67	0
55	MG	DA	3526	1/1	0.95	0.28	92,92,92,92	0
55	MG	DA	3246	1/1	0.95	0.22	66,66,66,66	0
55	MG	AA	3260	1/1	0.95	0.26	70,70,70,70	0
55	MG	DA	3134	1/1	0.95	0.51	56,56,56,56	0
55	MG	AA	3194	1/1	0.95	0.27	54,54,54,54	0
55	MG	DA	3336	1/1	0.95	0.30	68,68,68,68	0
55	MG	AA	3170	1/1	0.95	0.40	34,34,34,34	0
55	MG	AA	3445	1/1	0.95	0.51	69,69,69,69	0
55	MG	DA	3252	1/1	0.95	0.39	45,45,45,45	0
55	MG	AA	3031	1/1	0.95	0.56	44,44,44,44	0
55	MG	DA	3140	1/1	0.95	0.76	49,49,49,49	0
55	MG	DA	3255	1/1	0.95	0.26	83,83,83,83	0

Continued on next page...

Continued from previous page...

Mol	Type	Chain	Res	Atoms	RSCC	RSR	B-factors(Å ²)	Q<0.9
55	MG	DA	3141	1/1	0.95	0.58	44,44,44,44	0
55	MG	AA	3069	1/1	0.95	0.18	64,64,64,64	0
55	MG	AA	3334	1/1	0.95	0.10	73,73,73,73	0
55	MG	AA	3265	1/1	0.95	0.59	42,42,42,42	0
55	MG	DA	3147	1/1	0.95	0.18	16,16,16,16	0
55	MG	DA	3148	1/1	0.95	0.45	42,42,42,42	0
55	MG	DP	201	1/1	0.95	0.35	63,63,63,63	0
55	MG	AA	3408	1/1	0.95	0.72	70,70,70,70	0
55	MG	DA	3150	1/1	0.95	1.01	76,76,76,76	0
55	MG	AA	3198	1/1	0.95	0.70	57,57,57,57	0
55	MG	CC	102	1/1	0.95	0.53	69,69,69,69	0
55	MG	AA	3149	1/1	0.95	0.39	49,49,49,49	0
55	MG	D5	101	1/1	0.95	0.50	50,50,50,50	0
56	ZN	BG	302	1/1	0.95	0.34	95,95,95,95	0
55	MG	AA	3546	1/1	0.96	0.32	33,33,33,33	0
55	MG	CA	1617	1/1	0.96	0.31	91,91,91,91	0
55	MG	DA	3265	1/1	0.96	0.25	63,63,63,63	0
55	MG	AA	3112	1/1	0.96	0.54	48,48,48,48	0
55	MG	DA	3113	1/1	0.96	0.35	44,44,44,44	0
55	MG	AA	3221	1/1	0.96	0.44	51,51,51,51	0
55	MG	AA	3395	1/1	0.96	0.17	57,57,57,57	0
55	MG	AA	3094	1/1	0.96	0.30	81,81,81,81	0
55	MG	DA	3194	1/1	0.96	0.34	59,59,59,59	0
55	MG	AA	3282	1/1	0.96	0.28	87,87,87,87	0
55	MG	AA	3027	1/1	0.96	0.50	49,49,49,49	0
55	MG	DA	3484	1/1	0.96	0.57	46,46,46,46	0
55	MG	DA	3197	1/1	0.96	0.64	52,52,52,52	0
55	MG	AA	3517	1/1	0.96	0.37	61,61,61,61	0
55	MG	AA	3143	1/1	0.96	0.47	40,40,40,40	0
55	MG	DA	3488	1/1	0.96	0.24	45,45,45,45	0
55	MG	DA	3489	1/1	0.96	0.52	57,57,57,57	0
55	MG	DA	3490	1/1	0.96	0.45	49,49,49,49	0
55	MG	AA	3048	1/1	0.96	0.21	63,63,63,63	0
55	MG	DA	3493	1/1	0.96	0.67	46,46,46,46	0
55	MG	DA	3204	1/1	0.96	0.44	50,50,50,50	0
55	MG	AA	3119	1/1	0.96	0.22	64,64,64,64	0
55	MG	AA	3068	1/1	0.96	0.43	49,49,49,49	0
55	MG	AA	3012	1/1	0.96	0.46	45,45,45,45	0
55	MG	AA	3040	1/1	0.96	0.35	67,67,67,67	0
55	MG	AA	3174	1/1	0.96	0.51	43,43,43,43	0
55	MG	AA	3124	1/1	0.96	0.65	56,56,56,56	0
55	MG	DA	3216	1/1	0.96	0.63	47,47,47,47	0

Continued on next page...

Continued from previous page...

Mol	Type	Chain	Res	Atoms	RSCC	RSR	B-factors(\AA^2)	Q<0.9
55	MG	CA	1733	1/1	0.96	0.34	66,66,66,66	0
55	MG	AA	3232	1/1	0.96	0.24	47,47,47,47	0
55	MG	AA	3150	1/1	0.96	0.63	58,58,58,58	0
55	MG	AA	3204	1/1	0.96	0.32	56,56,56,56	0
55	MG	DA	3221	1/1	0.96	0.58	66,66,66,66	0
55	MG	AA	3567	1/1	0.96	0.56	38,38,38,38	0
55	MG	AA	3611	1/1	0.96	0.36	54,54,54,54	0
55	MG	DA	3509	1/1	0.96	0.48	65,65,65,65	0
55	MG	AA	3084	1/1	0.96	0.49	40,40,40,40	0
55	MG	BA	1634	1/1	0.96	0.29	68,68,68,68	0
55	MG	AA	3178	1/1	0.96	0.39	49,49,49,49	0
55	MG	AO	203	1/1	0.96	0.55	63,63,63,63	0
55	MG	DA	3515	1/1	0.96	0.36	52,52,52,52	0
55	MG	DA	3228	1/1	0.96	0.42	71,71,71,71	0
55	MG	A0	201	1/1	0.96	0.25	46,46,46,46	0
55	MG	AA	3152	1/1	0.96	0.51	53,53,53,53	0
55	MG	AA	3571	1/1	0.96	0.50	48,48,48,48	0
55	MG	DA	3369	1/1	0.96	0.59	61,61,61,61	0
55	MG	BA	1686	1/1	0.96	0.26	94,94,94,94	0
55	MG	B1	101	1/1	0.96	0.25	64,64,64,64	0
55	MG	DA	3079	1/1	0.96	0.21	83,83,83,83	0
55	MG	AA	3572	1/1	0.96	0.49	40,40,40,40	0
55	MG	CA	1648	1/1	0.96	0.28	65,65,65,65	0
55	MG	CA	1700	1/1	0.96	0.35	60,60,60,60	0
55	MG	DA	3153	1/1	0.96	0.53	54,54,54,54	0
55	MG	BA	1777	1/1	0.96	0.09	88,88,88,88	0
55	MG	AA	3001	1/1	0.96	0.61	49,49,49,49	0
55	MG	AA	3574	1/1	0.96	0.49	29,29,29,29	0
55	MG	AA	3020	1/1	0.96	0.45	31,31,31,31	0
55	MG	AA	3010	1/1	0.96	0.32	52,52,52,52	0
55	MG	CA	1808	1/1	0.96	0.23	73,73,73,73	0
55	MG	AA	3088	1/1	0.96	0.72	60,60,60,60	0
55	MG	BA	1601	1/1	0.96	0.36	65,65,65,65	0
55	MG	DA	3096	1/1	0.96	0.37	47,47,47,47	0
55	MG	AA	3023	1/1	0.96	0.51	52,52,52,52	0
55	MG	AA	3580	1/1	0.96	0.80	44,44,44,44	0
55	MG	DA	3100	1/1	0.96	0.25	62,62,62,62	0
55	MG	DA	3101	1/1	0.96	0.30	57,57,57,57	0
55	MG	DA	3460	1/1	0.96	0.53	45,45,45,45	0
55	MG	AA	3026	1/1	0.96	0.56	35,35,35,35	0
55	MG	AA	3065	1/1	0.96	0.47	52,52,52,52	0
55	MG	DE	303	1/1	0.96	0.59	52,52,52,52	0

Continued on next page...

Continued from previous page...

Mol	Type	Chain	Res	Atoms	RSCC	RSR	B-factors(\AA^2)	Q<0.9
55	MG	AA	3542	1/1	0.96	0.46	40,40,40,40	0
55	MG	DA	3464	1/1	0.96	0.39	55,55,55,55	0
55	MG	DA	3465	1/1	0.96	0.59	51,51,51,51	0
55	MG	DA	3106	1/1	0.96	0.41	46,46,46,46	0
55	MG	AA	3543	1/1	0.96	0.61	61,61,61,61	0
55	MG	DA	3175	1/1	0.96	0.53	70,70,70,70	0
55	MG	AA	3217	1/1	0.96	0.37	58,58,58,58	0
55	MG	AA	3111	1/1	0.96	0.62	43,43,43,43	0
55	MG	AA	3017	1/1	0.97	0.41	59,59,59,59	0
55	MG	DA	3483	1/1	0.97	0.81	45,45,45,45	0
55	MG	AA	3006	1/1	0.97	0.54	60,60,60,60	0
55	MG	CA	1741	1/1	0.97	0.30	83,83,83,83	0
55	MG	DA	3088	1/1	0.97	0.58	49,49,49,49	0
55	MG	AA	3004	1/1	0.97	0.43	37,37,37,37	0
55	MG	DA	3145	1/1	0.97	0.57	54,54,54,54	0
55	MG	DA	3146	1/1	0.97	0.56	38,38,38,38	0
55	MG	AA	3585	1/1	0.97	0.09	46,46,46,46	0
55	MG	DA	3094	1/1	0.97	0.54	45,45,45,45	0
55	MG	DA	3492	1/1	0.97	0.62	48,48,48,48	0
55	MG	AA	3283	1/1	0.97	0.34	74,74,74,74	0
55	MG	DA	3001	1/1	0.97	0.28	58,58,58,58	0
55	MG	DA	3424	1/1	0.97	0.42	79,79,79,79	0
55	MG	AA	3089	1/1	0.97	0.41	44,44,44,44	0
55	MG	DA	3152	1/1	0.97	0.25	44,44,44,44	0
55	MG	AA	3033	1/1	0.97	0.33	46,46,46,46	0
55	MG	CA	1788	1/1	0.97	0.68	68,68,68,68	0
55	MG	BA	1627	1/1	0.97	0.27	62,62,62,62	0
55	MG	AA	3624	1/1	0.97	0.20	80,80,80,80	0
55	MG	AA	3166	1/1	0.97	0.30	63,63,63,63	0
55	MG	DA	3104	1/1	0.97	0.60	38,38,38,38	0
55	MG	BA	1781	1/1	0.97	0.43	57,57,57,57	0
55	MG	DA	3162	1/1	0.97	0.24	70,70,70,70	0
55	MG	AA	3105	1/1	0.97	0.27	64,64,64,64	0
55	MG	AA	3212	1/1	0.97	0.60	56,56,56,56	0
55	MG	AA	3125	1/1	0.97	0.47	49,49,49,49	0
55	MG	DA	3303	1/1	0.97	0.86	61,61,61,61	0
55	MG	AA	3238	1/1	0.97	0.64	48,48,48,48	0
55	MG	AA	3091	1/1	0.97	0.22	69,69,69,69	0
55	MG	AA	3191	1/1	0.97	0.35	61,61,61,61	0
55	MG	AA	3266	1/1	0.97	0.18	47,47,47,47	0
55	MG	DA	3242	1/1	0.97	0.64	61,61,61,61	0
55	MG	DA	3061	1/1	0.97	0.43	67,67,67,67	0

Continued on next page...

Continued from previous page...

Mol	Type	Chain	Res	Atoms	RSCC	RSR	B-factors(\AA^2)	Q<0.9
55	MG	AA	3003	1/1	0.97	0.48	43,43,43,43	0
55	MG	AA	3243	1/1	0.97	0.34	52,52,52,52	0
55	MG	BA	1603	1/1	0.97	0.34	63,63,63,63	0
55	MG	AA	3044	1/1	0.97	0.27	54,54,54,54	0
55	MG	DA	3020	1/1	0.97	0.59	51,51,51,51	0
55	MG	AA	3081	1/1	0.97	0.65	41,41,41,41	0
55	MG	DA	3177	1/1	0.97	0.51	51,51,51,51	0
55	MG	AA	3540	1/1	0.97	0.34	44,44,44,44	0
55	MG	AA	3082	1/1	0.97	0.51	39,39,39,39	0
55	MG	AA	3025	1/1	0.97	0.62	46,46,46,46	0
55	MG	AA	3432	1/1	0.97	0.65	41,41,41,41	0
55	MG	AA	3154	1/1	0.97	0.63	55,55,55,55	0
55	MG	DA	3186	1/1	0.97	0.42	56,56,56,56	0
55	MG	DA	3188	1/1	0.97	0.56	48,48,48,48	0
55	MG	AA	3133	1/1	0.97	0.62	38,38,38,38	0
55	MG	DA	3259	1/1	0.97	0.81	56,56,56,56	0
55	MG	AA	3014	1/1	0.97	0.60	41,41,41,41	0
55	MG	DA	3128	1/1	0.97	0.27	66,66,66,66	0
55	MG	DA	3193	1/1	0.97	0.32	49,49,49,49	0
55	MG	AA	3609	1/1	0.97	0.36	39,39,39,39	0
55	MG	AA	3115	1/1	0.97	0.39	56,56,56,56	0
55	MG	AA	3015	1/1	0.97	0.50	30,30,30,30	0
55	MG	AA	3614	1/1	0.97	0.51	91,91,91,91	0
55	MG	DA	3198	1/1	0.97	0.53	68,68,68,68	0
55	MG	DA	3199	1/1	0.97	0.36	49,49,49,49	0
55	MG	CA	1693	1/1	0.97	0.63	73,73,73,73	0
55	MG	DE	301	1/1	0.97	0.45	43,43,43,43	0
55	MG	DA	3472	1/1	0.97	0.79	85,85,85,85	0
55	MG	AA	3549	1/1	0.97	0.63	41,41,41,41	0
55	MG	AD	302	1/1	0.97	0.37	44,44,44,44	0
55	MG	BA	1657	1/1	0.97	0.44	44,44,44,44	0
55	MG	BN	201	1/1	0.97	0.23	67,67,67,67	0
55	MG	AA	3138	1/1	0.97	0.74	41,41,41,41	0
55	MG	DA	3139	1/1	0.97	0.54	51,51,51,51	0
55	MG	DA	3208	1/1	0.97	0.51	40,40,40,40	0
55	MG	DA	3209	1/1	0.97	0.60	54,54,54,54	0
55	MG	DA	3211	1/1	0.97	0.44	49,49,49,49	0
55	MG	DA	3160	1/1	0.98	0.28	65,65,65,65	0
55	MG	AA	3016	1/1	0.98	0.29	53,53,53,53	0
55	MG	AA	3024	1/1	0.98	0.47	35,35,35,35	0
55	MG	AO	201	1/1	0.98	0.26	39,39,39,39	0
55	MG	DA	3210	1/1	0.98	0.37	51,51,51,51	0

Continued on next page...

Continued from previous page...

Mol	Type	Chain	Res	Atoms	RSCC	RSR	B-factors(\AA^2)	Q<0.9
55	MG	AA	3397	1/1	0.98	0.39	40,40,40,40	0
55	MG	AA	3117	1/1	0.98	0.30	62,62,62,62	0
55	MG	AA	3180	1/1	0.98	0.41	56,56,56,56	0
55	MG	DA	3459	1/1	0.98	0.58	49,49,49,49	0
55	MG	AA	3002	1/1	0.98	0.42	40,40,40,40	0
55	MG	AA	3219	1/1	0.98	0.27	60,60,60,60	0
55	MG	AA	3035	1/1	0.98	0.28	46,46,46,46	0
55	MG	DA	3514	1/1	0.98	0.55	49,49,49,49	0
55	MG	AA	3242	1/1	0.98	0.38	58,58,58,58	0
55	MG	AA	3018	1/1	0.98	0.57	38,38,38,38	0
55	MG	DA	3092	1/1	0.98	0.41	47,47,47,47	0
55	MG	AA	3289	1/1	0.98	0.36	62,62,62,62	0
55	MG	DA	3416	1/1	0.98	0.27	75,75,75,75	0
55	MG	AA	3579	1/1	0.98	0.48	35,35,35,35	0
55	MG	AA	3201	1/1	0.98	0.42	42,42,42,42	0
55	MG	AA	3011	1/1	0.98	0.51	38,38,38,38	0
55	MG	AA	3610	1/1	0.98	0.33	34,34,34,34	0
55	MG	DA	3099	1/1	0.98	0.35	51,51,51,51	0
55	MG	AA	3203	1/1	0.98	0.48	53,53,53,53	0
55	MG	DA	3180	1/1	0.98	0.51	50,50,50,50	0
55	MG	DA	3181	1/1	0.98	0.42	48,48,48,48	0
55	MG	CA	1671	1/1	0.98	0.62	51,51,51,51	0
55	MG	DA	3231	1/1	0.98	0.30	55,55,55,55	0
55	MG	AA	3612	1/1	0.98	0.20	38,38,38,38	0
55	MG	DA	3184	1/1	0.98	0.27	71,71,71,71	0
55	MG	AA	3136	1/1	0.98	0.21	40,40,40,40	0
55	MG	AA	3007	1/1	0.98	0.28	33,33,33,33	0
55	MG	DA	3187	1/1	0.98	0.54	40,40,40,40	0
55	MG	AA	3153	1/1	0.98	0.45	33,33,33,33	0
55	MG	AA	3123	1/1	0.98	0.40	47,47,47,47	0
55	MG	BA	1706	1/1	0.98	0.74	55,55,55,55	0
55	MG	DA	3191	1/1	0.98	0.60	47,47,47,47	0
55	MG	AA	3110	1/1	0.98	0.24	39,39,39,39	0
55	MG	BA	1641	1/1	0.98	0.59	62,62,62,62	0
55	MG	AA	3029	1/1	0.98	0.30	50,50,50,50	0
55	MG	AA	3141	1/1	0.98	0.53	37,37,37,37	0
55	MG	AA	3030	1/1	0.98	0.51	51,51,51,51	0
55	MG	BA	1645	1/1	0.98	0.43	52,52,52,52	0
55	MG	AA	3537	1/1	0.98	0.49	39,39,39,39	0
55	MG	AE	302	1/1	0.98	0.47	38,38,38,38	0
55	MG	CA	1650	1/1	0.98	0.21	90,90,90,90	0
55	MG	AA	3538	1/1	0.98	0.42	37,37,37,37	0

Continued on next page...

Continued from previous page...

Mol	Type	Chain	Res	Atoms	RSCC	RSR	B-factors(\AA^2)	Q<0.9
55	MG	DA	3157	1/1	0.98	0.49	51,51,51,51	0
55	MG	DA	3203	1/1	0.98	0.78	52,52,52,52	0
55	MG	DA	3349	1/1	0.98	0.17	83,83,83,83	0
55	MG	AA	3022	1/1	0.98	0.33	43,43,43,43	0
55	MG	AA	3213	1/1	0.98	0.55	50,50,50,50	0
56	ZN	BQ	103	1/1	0.98	0.10	129,129,129,129	0
55	MG	AA	3097	1/1	0.99	0.23	65,65,65,65	0
55	MG	AA	3564	1/1	0.99	0.57	54,54,54,54	0
55	MG	DA	3089	1/1	0.99	0.29	46,46,46,46	0
55	MG	DA	3044	1/1	0.99	0.13	66,66,66,66	0
55	MG	AA	3127	1/1	0.99	0.30	47,47,47,47	0
55	MG	AA	3160	1/1	0.99	0.60	31,31,31,31	0
55	MG	DA	3093	1/1	0.99	0.36	51,51,51,51	0
55	MG	DA	3127	1/1	0.99	0.72	44,44,44,44	0
55	MG	AA	3019	1/1	0.99	0.38	35,35,35,35	0
55	MG	AA	3113	1/1	0.99	0.47	55,55,55,55	0
55	MG	AA	3268	1/1	0.99	0.75	47,47,47,47	0
55	MG	DA	3215	1/1	0.99	0.58	50,50,50,50	0
55	MG	AA	3605	1/1	0.99	0.49	45,45,45,45	0
56	ZN	CG	304	1/1	0.99	0.28	112,112,112,112	0
56	ZN	CQ	101	1/1	0.99	0.16	113,113,113,113	0

6.5 Other polymers [i](#)

There are no such residues in this entry.