



wwPDB X-ray Structure Validation Summary Report ⓘ

Jan 2, 2024 – 05:55 pm GMT

PDB ID : 4WU1
Title : Complex of 70S ribosome with tRNA-Tyr and mRNA with G-U mismatch in the second position in the P-site
Authors : Rozov, A.; Demeshkina, N.; Yusupov, M.; Yusupova, G.
Deposited on : 2014-10-30
Resolution : 3.20 Å(reported)

This is a wwPDB X-ray Structure Validation Summary Report for a publicly released PDB entry.

We welcome your comments at validation@mail.wwpdb.org

A user guide is available at

<https://www.wwpdb.org/validation/2017/XrayValidationReportHelp>

with specific help available everywhere you see the ⓘ symbol.

The types of validation reports are described at

<http://www.wwpdb.org/validation/2017/FAQs#types>.

The following versions of software and data (see [references ⓘ](#)) were used in the production of this report:

MolProbity : 4.02b-467
Mogul : 1.8.4, CSD as541be (2020)
Xtriage (Phenix) : 1.13
EDS : 2.36
Percentile statistics : 20191225.v01 (using entries in the PDB archive December 25th 2019)
Refmac : 5.8.0158
CCP4 : 7.0.044 (Gargrove)
Ideal geometry (proteins) : Engh & Huber (2001)
Ideal geometry (DNA, RNA) : Parkinson et al. (1996)
Validation Pipeline (wwPDB-VP) : 2.36

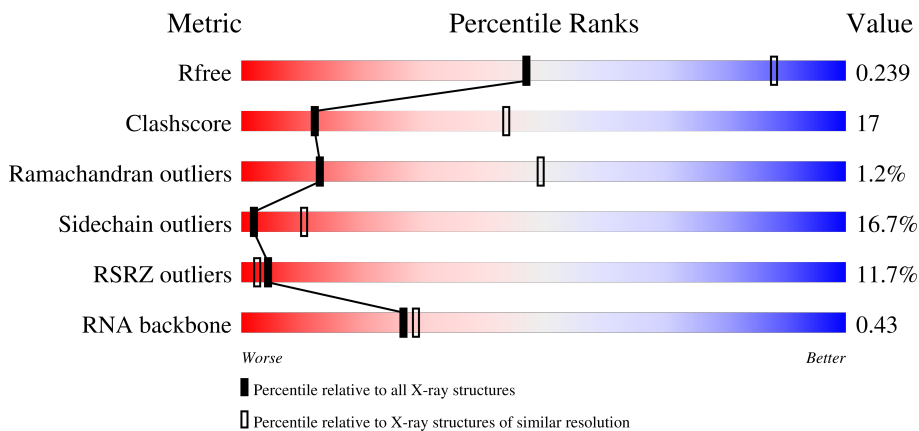
1 Overall quality at a glance i

The following experimental techniques were used to determine the structure:

X-RAY DIFFRACTION

The reported resolution of this entry is 3.20 Å.

Percentile scores (ranging between 0-100) for global validation metrics of the entry are shown in the following graphic. The table shows the number of entries on which the scores are based.







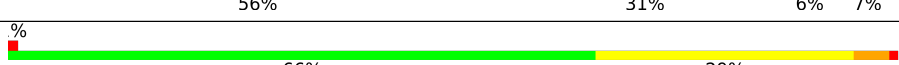


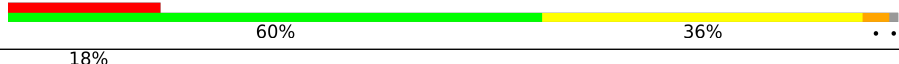


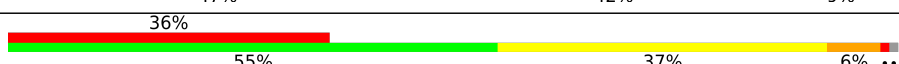
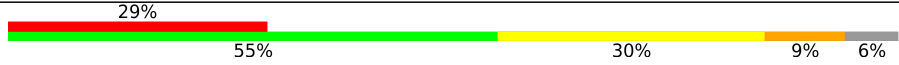
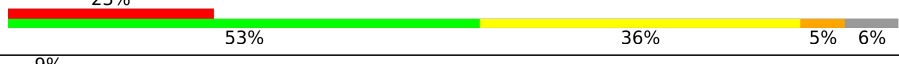







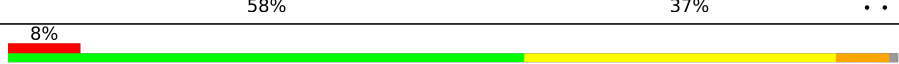




Metric	Whole archive (#Entries)	Similar resolution (#Entries, resolution range(Å))
R_{free}	130704	1133 (3.20-3.20)
Clashscore	141614	1253 (3.20-3.20)
Ramachandran outliers	138981	1234 (3.20-3.20)
Sidechain outliers	138945	1233 (3.20-3.20)
RSRZ outliers	127900	1095 (3.20-3.20)
RNA backbone	3102	1010 (3.50-2.90)

The table below summarises the geometric issues observed across the polymeric chains and their fit to the electron density. The red, orange, yellow and green segments of the lower bar indicate the fraction of residues that contain outliers for ≥ 3 , 2, 1 and 0 types of geometric quality criteria respectively. A grey segment represents the fraction of residues that are not modelled. The numeric value for each fraction is indicated below the corresponding segment, with a dot representing fractions $\leq 5\%$. The upper red bar (where present) indicates the fraction of residues that have poor fit to the electron density. The numeric value is given above the bar.

Mol	Chain	Length	Quality of chain
1	13	1522	<div style="display: flex; align-items: center;"> <div style="width: 2%; height: 10px; background-color: red; margin-right: 5px;"></div> <div style="width: 33%; height: 10px; background-color: green; margin-right: 5px;"></div> <div style="width: 46%; height: 10px; background-color: yellow; margin-right: 5px;"></div> <div style="width: 17%; height: 10px; background-color: orange; margin-right: 5px;"></div> <div style="width: 2%; height: 10px; background-color: red; margin-right: 5px;"></div> <div style="width: 2%; height: 10px; background-color: grey;"></div> </div> <p style="font-size: small; margin-top: 5px;">2% 33% 46% 17% ..</p>
2	12	256	<div style="display: flex; align-items: center;"> <div style="width: 12%; height: 10px; background-color: red; margin-right: 5px;"></div> <div style="width: 42%; height: 10px; background-color: green; margin-right: 5px;"></div> <div style="width: 42%; height: 10px; background-color: yellow; margin-right: 5px;"></div> <div style="width: 8%; height: 10px; background-color: orange; margin-right: 5px;"></div> <div style="width: 7%; height: 10px; background-color: grey;"></div> </div> <p style="font-size: small; margin-top: 5px;">12% 42% 42% 8% 7%</p>
2	1E	256	<div style="display: flex; align-items: center;"> <div style="width: 15%; height: 10px; background-color: red; margin-right: 5px;"></div> <div style="width: 43%; height: 10px; background-color: green; margin-right: 5px;"></div> <div style="width: 38%; height: 10px; background-color: yellow; margin-right: 5px;"></div> <div style="width: 12%; height: 10px; background-color: orange; margin-right: 5px;"></div> <div style="width: 7%; height: 10px; background-color: grey;"></div> </div> <p style="font-size: small; margin-top: 5px;">15% 43% 38% 12% 7%</p>
3	22	239	<div style="display: flex; align-items: center;"> <div style="width: 12%; height: 10px; background-color: red; margin-right: 5px;"></div> <div style="width: 49%; height: 10px; background-color: green; margin-right: 5px;"></div> <div style="width: 29%; height: 10px; background-color: yellow; margin-right: 5px;"></div> <div style="width: 8%; height: 10px; background-color: orange; margin-right: 5px;"></div> <div style="width: 14%; height: 10px; background-color: grey;"></div> </div> <p style="font-size: small; margin-top: 5px;">12% 49% 29% 8% 14%</p>

Continued on next page...

Continued from previous page...

Mol	Chain	Length	Quality of chain
3	2E	239	
4	32	209	
4	3E	209	
5	42	162	
5	4E	162	
6	52	101	
6	5E	101	
7	62	156	
7	6E	156	
8	72	138	
8	7E	138	
9	82	128	
9	8E	128	
10	1A	105	
10	1I	105	
11	2A	129	
11	2I	129	
12	3A	132	
12	3I	132	
13	4A	126	
13	4I	126	
14	5A	61	
14	5I	61	
15	6A	89	
15	6I	89	

Continued on next page...

Continued from previous page...

Mol	Chain	Length	Quality of chain
16	7A	88	
16	7I	88	
17	8A	105	
17	8I	105	
18	9A	88	
18	9I	88	
19	AA	93	
19	AI	93	
20	BA	106	
20	BI	106	
21	1B	27	
21	1F	27	
22	2K	85	
22	2L	85	
22	3K	85	
22	3L	85	
23	4K	27	
23	4L	27	
24	14	2917	
24	1H	2917	
25	16	122	
25	1J	122	
26	71	229	
26	79	229	
27	11	276	

Continued on next page...

Continued from previous page...

Mol	Chain	Length	Quality of chain
27	19	276	14% 54% 37% 7% ..
28	21	206	20% 49% 44% 6%
28	29	206	26% 50% 38% 9% .
29	31	210	11% 55% 34% 7% .
29	39	210	11% 44% 43% 11% .
30	41	182	13% 43% 49% 8% .
30	49	182	21% 52% 43% 5% .
31	51	180	% 46% 42% 9% ..
31	59	180	31% 49% 38% 7% . 5%
32	61	148	3% 55% 35% 7% ..
32	69	148	3% 47% 37% 14% .
33	15	140	25% 57% 39% ..
33	58	140	13% 51% 35% 13% .
34	25	122	18% 48% 41% 10% .
34	68	122	3% 64% 34% .
35	35	150	21% 45% 37% 14% .
35	78	150	11% 48% 33% 17% .
36	45	141	34% 48% 46% 6%
36	88	141	16% 49% 40% 10% .
37	55	118	6% 52% 36% 10% ..
37	98	118	8% 42% 47% 11%
38	65	112	32% 43% 46% 10% ..
38	A8	112	29% 55% 38% 6% .
39	75	146	6% 41% 41% 11% . 6%
39	B8	146	8% 42% 40% 11% . 6%




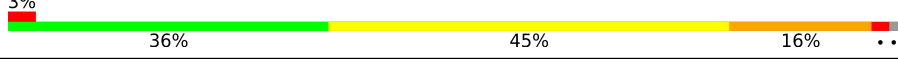
Continued on next page...

Continued from previous page...

Mol	Chain	Length	Quality of chain
40	85	118	
40	C8	118	
41	95	101	
41	D8	101	
42	A5	113	
42	E8	113	
43	B5	96	
43	F8	96	
44	C5	110	
44	G8	110	
45	D5	206	
45	H8	206	
46	E5	85	
46	I8	85	
47	F5	98	
47	J8	98	
48	G5	72	
48	K8	72	
49	H5	60	
49	L8	60	
50	I5	71	
50	M8	71	
51	J5	60	
51	N8	60	
52	L5	49	

Continued on next page...

Continued from previous page...

Mol	Chain	Length	Quality of chain
52	P8	49	
53	M5	65	
53	Q8	65	
54	1G	1522	

The following table lists non-polymeric compounds, carbohydrate monomers and non-standard residues in protein, DNA, RNA chains that are outliers for geometric or electron-density-fit criteria:

Mol	Type	Chain	Res	Chirality	Geometry	Clashes	Electron density
55	MG	13	1635	-	-	-	X
55	MG	13	1686	-	-	-	X
55	MG	13	1694	-	-	-	X
55	MG	14	3029	-	-	-	X
55	MG	14	3098	-	-	-	X
55	MG	14	3264	-	-	-	X
55	MG	14	3271	-	-	-	X
55	MG	14	3295	-	-	-	X
55	MG	14	3299	-	-	-	X
55	MG	14	3306	-	-	-	X
55	MG	14	3326	-	-	-	X
55	MG	14	3339	-	-	-	X
55	MG	14	3446	-	-	-	X
55	MG	1G	1628	-	-	-	X
55	MG	1G	1678	-	-	-	X
55	MG	1G	1692	-	-	-	X
55	MG	1G	1693	-	-	-	X
55	MG	1G	1711	-	-	-	X
55	MG	1G	1740	-	-	-	X
55	MG	1H	3051	-	-	-	X
55	MG	1H	3071	-	-	-	X
55	MG	1H	3131	-	-	-	X
55	MG	1H	3135	-	-	-	X
55	MG	1H	3139	-	-	-	X
55	MG	1H	3158	-	-	-	X
55	MG	1H	3175	-	-	-	X
55	MG	1H	3178	-	-	-	X
55	MG	1H	3192	-	-	-	X
55	MG	1H	3208	-	-	-	X
55	MG	1H	3227	-	-	-	X

Continued on next page...

Continued from previous page...

Mol	Type	Chain	Res	Chirality	Geometry	Clashes	Electron density
55	MG	1H	3253	-	-	-	X
55	MG	1H	3256	-	-	-	X
55	MG	1H	3273	-	-	-	X
55	MG	1H	3294	-	-	-	X
55	MG	1H	3314	-	-	-	X
55	MG	1H	3332	-	-	-	X
55	MG	1H	3333	-	-	-	X
55	MG	1H	3342	-	-	-	X
55	MG	1H	3344	-	-	-	X
55	MG	1H	3351	-	-	-	X
55	MG	1H	3353	-	-	-	X
55	MG	1H	3358	-	-	-	X
55	MG	1H	3370	-	-	-	X
55	MG	1H	3505	-	-	-	X
55	MG	29	303	-	-	-	X
55	MG	78	202	-	-	-	X

2 Entry composition [i](#)

There are 57 unique types of molecules in this entry. The entry contains 299678 atoms, of which 0 are hydrogens and 0 are deuteriums.

In the tables below, the ZeroOcc column contains the number of atoms modelled with zero occupancy, the AltConf column contains the number of residues with at least one atom in alternate conformation and the Trace column contains the number of residues modelled with at most 2 atoms.

- Molecule 1 is a RNA chain called 16S ribosomal RNA.

Mol	Chain	Residues	Atoms					ZeroOcc	AltConf	Trace
			Total	C	N	O	P			
1	13	1501	32334	14391	5996	10443	1504	0	3	0

- Molecule 2 is a protein called 30S ribosomal protein S2.

Mol	Chain	Residues	Atoms					ZeroOcc	AltConf	Trace
			Total	C	N	O	S			
2	1E	237	1924	1228	344	347	5	0	0	0
2	12	237	1924	1228	344	347	5	0	0	0

- Molecule 3 is a protein called 30S ribosomal protein S3.

Mol	Chain	Residues	Atoms					ZeroOcc	AltConf	Trace
			Total	C	N	O	S			
3	2E	205	1605	1011	313	280	1	0	0	0
3	22	206	1612	1016	314	281	1	0	0	0

- Molecule 4 is a protein called 30S ribosomal protein S4.

Mol	Chain	Residues	Atoms					ZeroOcc	AltConf	Trace
			Total	C	N	O	S			
4	3E	208	1702	1066	339	290	7	0	0	0
4	32	208	1702	1066	339	290	7	0	0	0

- Molecule 5 is a protein called 30S ribosomal protein S5.

Mol	Chain	Residues	Atoms					ZeroOcc	AltConf	Trace
			Total	C	N	O	S			
5	4E	151	1155	729	218	204	4	0	0	0

Continued on next page...

Continued from previous page...

Mol	Chain	Residues	Atoms					ZeroOcc	AltConf	Trace
5	42	151	Total	C	N	O	S	0	0	0
			1155	729	218	204	4			

- Molecule 6 is a protein called 30S ribosomal protein S6.

Mol	Chain	Residues	Atoms					ZeroOcc	AltConf	Trace
6	5E	101	Total	C	N	O	S	0	0	0
			842	531	155	153	3			
6	52	101	Total	C	N	O	S	0	0	0
			842	531	155	153	3			

- Molecule 7 is a protein called 30S ribosomal protein S7.

Mol	Chain	Residues	Atoms					ZeroOcc	AltConf	Trace
7	6E	155	Total	C	N	O	S	0	0	0
			1256	781	252	217	6			
7	62	155	Total	C	N	O	S	0	0	0
			1256	781	252	217	6			

- Molecule 8 is a protein called 30S ribosomal protein S8.

Mol	Chain	Residues	Atoms					ZeroOcc	AltConf	Trace
8	7E	138	Total	C	N	O	S	0	0	0
			1115	705	215	192	3			
8	72	138	Total	C	N	O	S	0	0	0
			1115	705	215	192	3			

- Molecule 9 is a protein called 30S ribosomal protein S9.

Mol	Chain	Residues	Atoms				ZeroOcc	AltConf	Trace
9	8E	127	Total	C	N	O	0	0	0
			1009	639	197	173			
9	82	126	Total	C	N	O	0	0	0
			998	633	193	172			

- Molecule 10 is a protein called 30S ribosomal protein S10.

Mol	Chain	Residues	Atoms					ZeroOcc	AltConf	Trace
10	1I	99	Total	C	N	O	S	0	0	0
			801	504	157	139	1			
10	1A	99	Total	C	N	O	S	0	0	0
			801	504	157	139	1			

- Molecule 11 is a protein called 30S ribosomal protein S11.

Mol	Chain	Residues	Atoms					ZeroOcc	AltConf	Trace
11	2I	116	Total	C	N	O	S	0	0	0
			864	537	164	160	3			
11	2A	119	Total	C	N	O	S	0	0	0
			884	549	168	164	3			

- Molecule 12 is a protein called 30S ribosomal protein S12.

Mol	Chain	Residues	Atoms					ZeroOcc	AltConf	Trace
12	3I	125	Total	C	N	O	S	0	0	0
			975	614	196	164	1			
12	3A	125	Total	C	N	O	S	0	0	0
			975	614	196	164	1			

- Molecule 13 is a protein called 30S ribosomal protein S13.

Mol	Chain	Residues	Atoms					ZeroOcc	AltConf	Trace
13	4I	116	Total	C	N	O	S	0	0	0
			928	574	191	161	2			
13	4A	117	Total	C	N	O	S	0	0	0
			933	577	192	162	2			

- Molecule 14 is a protein called 30S ribosomal protein S14 type Z.

Mol	Chain	Residues	Atoms					ZeroOcc	AltConf	Trace
14	5I	60	Total	C	N	O	S	0	0	0
			491	312	104	71	4			
14	5A	60	Total	C	N	O	S	0	0	0
			491	312	104	71	4			

- Molecule 15 is a protein called 30S ribosomal protein S15.

Mol	Chain	Residues	Atoms					ZeroOcc	AltConf	Trace
15	6I	88	Total	C	N	O	S	0	0	0
			733	459	147	125	2			
15	6A	88	Total	C	N	O	S	0	0	0
			733	459	147	125	2			

- Molecule 16 is a protein called 30S ribosomal protein S16.

Mol	Chain	Residues	Atoms					ZeroOcc	AltConf	Trace
16	7I	84	Total	C	N	O	S	0	0	0
			705	446	140	118	1			
16	7A	84	Total	C	N	O	S	0	0	0
			705	446	140	118	1			

- Molecule 17 is a protein called 30S ribosomal protein S17.

Mol	Chain	Residues	Atoms					ZeroOcc	AltConf	Trace
17	8I	100	Total	C	N	O	S	0	0	0
			834	534	155	143	2			
17	8A	100	Total	C	N	O	S	0	0	0
			834	534	155	143	2			

- Molecule 18 is a protein called 30S ribosomal protein S18.

Mol	Chain	Residues	Atoms				ZeroOcc	AltConf	Trace
18	9I	72	Total	C	N	O	0	0	0
			590	376	117	97			
18	9A	72	Total	C	N	O	0	0	0
			590	376	117	97			

- Molecule 19 is a protein called 30S ribosomal protein S19.

Mol	Chain	Residues	Atoms					ZeroOcc	AltConf	Trace
19	AI	83	Total	C	N	O	S	0	0	0
			665	424	124	115	2			
19	AA	82	Total	C	N	O	S	0	0	0
			644	410	119	113	2			

- Molecule 20 is a protein called 30S ribosomal protein S20.

Mol	Chain	Residues	Atoms					ZeroOcc	AltConf	Trace
20	BI	99	Total	C	N	O	S	0	0	0
			762	470	162	128	2			
20	BA	99	Total	C	N	O	S	0	0	0
			762	470	162	128	2			

- Molecule 21 is a protein called 30S ribosomal protein Thx.

Mol	Chain	Residues	Atoms				ZeroOcc	AltConf	Trace
21	1F	25	Total	C	N	O	0	0	0
			217	134	52	31			

Continued on next page...

Continued from previous page...

Mol	Chain	Residues	Atoms				ZeroOcc	AltConf	Trace
			Total	C	N	O			
21	1B	25	217	134	52	31	0	0	0

- Molecule 22 is a RNA chain called tRNA-Tyr.

Mol	Chain	Residues	Atoms						ZeroOcc	AltConf	Trace
			Total	C	N	O	P	S			
22	2K	82	1765	795	315	571	82	2	0	0	0
22	3K	85	1825	822	323	593	85	2	0	0	0
22	2L	78	1678	756	297	545	78	2	0	0	0
22	3L	85	1825	822	323	593	85	2	0	0	0

- Molecule 23 is a RNA chain called mRNA.

Mol	Chain	Residues	Atoms					ZeroOcc	AltConf	Trace
			Total	C	N	O	P			
23	4K	11	239	108	50	70	11	0	0	0
23	4L	6	129	58	25	40	6	0	0	0

- Molecule 24 is a RNA chain called 23S ribosomal RNA.

Mol	Chain	Residues	Atoms					ZeroOcc	AltConf	Trace
			Total	C	N	O	P			
24	1H	2912	62729	27921	11727	20169	2912	0	1	0
24	14	2909	62669	27894	11721	20145	2909	0	1	0

There are 6 discrepancies between the modelled and reference sequences:

Chain	Residue	Modelled	Actual	Comment	Reference
1H	161	U	-	insertion	GB 48268
1H	493	G	-	insertion	GB 48268
1H	1228	G	-	insertion	GB 48268
14	161	U	-	insertion	GB 48268
14	493	G	-	insertion	GB 48268
14	1228	G	-	insertion	GB 48268

- Molecule 25 is a RNA chain called 5S ribosomal RNA.

Mol	Chain	Residues	Atoms					ZeroOcc	AltConf	Trace
			Total	C	N	O	P			
25	16	122	Total 2617	C 1166	N 486	O 844	P 121	0	0	0
25	1J	122	Total 2617	C 1166	N 486	O 844	P 121	0	0	0

- Molecule 26 is a protein called 50S ribosomal protein L1.

Mol	Chain	Residues	Atoms					ZeroOcc	AltConf	Trace
			Total	C	N	O	S			
26	71	135	Total 1049	C 662	N 197	O 189	S 1	0	0	0
26	79	135	Total 1049	C 662	N 197	O 189	S 1	0	0	0

- Molecule 27 is a protein called 50S ribosomal protein L2.

Mol	Chain	Residues	Atoms					ZeroOcc	AltConf	Trace
			Total	C	N	O	S			
27	11	272	Total 2115	C 1335	N 420	O 357	S 3	0	0	0
27	19	273	Total 2120	C 1338	N 421	O 358	S 3	0	0	0

- Molecule 28 is a protein called 50S ribosomal protein L3.

Mol	Chain	Residues	Atoms					ZeroOcc	AltConf	Trace
			Total	C	N	O	S			
28	21	205	Total 1568	C 991	N 300	O 271	S 6	0	0	0
28	29	205	Total 1568	C 991	N 300	O 271	S 6	0	0	0

- Molecule 29 is a protein called 50S ribosomal protein L4.

Mol	Chain	Residues	Atoms					ZeroOcc	AltConf	Trace
			Total	C	N	O	S			
29	31	202	Total 1585	C 1011	N 297	O 275	S 2	0	0	0
29	39	208	Total 1627	C 1037	N 304	O 283	S 3	0	0	0

- Molecule 30 is a protein called 50S ribosomal protein L5.

Mol	Chain	Residues	Atoms					ZeroOcc	AltConf	Trace
			Total	C	N	O	S			
30	41	181	Total 1473	C 942	N 268	O 259	S 4	0	0	0

Continued on next page...

Continued from previous page...

Mol	Chain	Residues	Atoms					ZeroOcc	AltConf	Trace
			Total	C	N	O	S			
30	49	181	1473	942	268	259	4	0	0	0

- Molecule 31 is a protein called 50S ribosomal protein L6.

Mol	Chain	Residues	Atoms					ZeroOcc	AltConf	Trace
			Total	C	N	O	S			
31	51	174	1336	848	251	236	1	0	0	0
31	59	171	1312	832	246	233	1	0	0	0

- Molecule 32 is a protein called 50S ribosomal protein L9.

Mol	Chain	Residues	Atoms					ZeroOcc	AltConf	Trace
			Total	C	N	O	S			
32	61	146	1136	726	201	208	1	0	0	0
32	69	146	1136	726	201	208	1	0	0	0

- Molecule 33 is a protein called 50S ribosomal protein L13.

Mol	Chain	Residues	Atoms					ZeroOcc	AltConf	Trace
			Total	C	N	O	S			
33	58	138	1104	712	206	182	4	0	0	0
33	15	138	1104	712	206	182	4	0	0	0

- Molecule 34 is a protein called 50S ribosomal protein L14.

Mol	Chain	Residues	Atoms					ZeroOcc	AltConf	Trace
			Total	C	N	O	S			
34	68	122	932	588	171	169	4	0	0	0
34	25	122	932	588	171	169	4	0	0	0

- Molecule 35 is a protein called 50S ribosomal protein L15.

Mol	Chain	Residues	Atoms					ZeroOcc	AltConf	Trace
			Total	C	N	O	S			
35	78	150	1144	712	232	197	3	0	0	0
35	35	150	1144	712	232	197	3	0	0	0

- Molecule 36 is a protein called 50S ribosomal protein L16.

Mol	Chain	Residues	Atoms					ZeroOcc	AltConf	Trace
36	88	141	Total	C	N	O	S	0	0	0
			1121	715	212	187	7			
36	45	141	Total	C	N	O	S	0	0	0
			1121	715	212	187	7			

- Molecule 37 is a protein called 50S ribosomal protein L17.

Mol	Chain	Residues	Atoms					ZeroOcc	AltConf	Trace
37	98	118	Total	C	N	O	S	0	0	0
			967	604	203	159	1			
37	55	117	Total	C	N	O		0	0	0
			959	599	202	158				

- Molecule 38 is a protein called 50S ribosomal protein L18.

Mol	Chain	Residues	Atoms				ZeroOcc	AltConf	Trace	
38	A8	111	Total	C	N	O		0	0	0
			881	556	176	149				
38	65	111	Total	C	N	O		0	0	0
			881	556	176	149				

- Molecule 39 is a protein called 50S ribosomal protein L19.

Mol	Chain	Residues	Atoms					ZeroOcc	AltConf	Trace
39	B8	137	Total	C	N	O	S	0	0	0
			1141	710	234	196	1			
39	75	137	Total	C	N	O		0	0	0
			1131	704	232	195				

- Molecule 40 is a protein called 50S ribosomal protein L20.

Mol	Chain	Residues	Atoms					ZeroOcc	AltConf	Trace
40	C8	117	Total	C	N	O	S	0	0	0
			963	610	202	150	1			
40	85	117	Total	C	N	O	S	0	0	0
			963	610	202	150	1			

- Molecule 41 is a protein called 50S ribosomal protein L21.

Mol	Chain	Residues	Atoms					ZeroOcc	AltConf	Trace
41	D8	101	Total	C	N	O	S	0	0	0
			778	501	142	134	1			
41	95	101	Total	C	N	O	S	0	0	0
			778	501	142	134	1			

- Molecule 42 is a protein called 50S ribosomal protein L22.

Mol	Chain	Residues	Atoms					ZeroOcc	AltConf	Trace
42	E8	113	Total	C	N	O	S	0	0	0
			899	566	177	154	2			
42	A5	113	Total	C	N	O	S	0	0	0
			899	566	177	154	2			

- Molecule 43 is a protein called 50S ribosomal protein L23.

Mol	Chain	Residues	Atoms				ZeroOcc	AltConf	Trace
43	F8	94	Total	C	N	O	0	0	0
			738	480	133	125			
43	B5	93	Total	C	N	O	0	0	0
			730	474	132	124			

- Molecule 44 is a protein called 50S ribosomal protein L24.

Mol	Chain	Residues	Atoms					ZeroOcc	AltConf	Trace
44	G8	104	Total	C	N	O	S	0	0	0
			791	510	149	127	5			
44	C5	104	Total	C	N	O	S	0	0	0
			794	510	152	127	5			

- Molecule 45 is a protein called 50S ribosomal protein L25.

Mol	Chain	Residues	Atoms					ZeroOcc	AltConf	Trace
45	H8	175	Total	C	N	O	S	0	0	0
			1397	892	251	251	3			
45	D5	179	Total	C	N	O	S	0	0	0
			1428	911	255	259	3			

- Molecule 46 is a protein called 50S ribosomal protein L27.

Mol	Chain	Residues	Atoms					ZeroOcc	AltConf	Trace
46	I8	83	Total	C	N	O	S	0	0	0
			639	395	135	108	1			

Continued on next page...

Continued from previous page...

Mol	Chain	Residues	Atoms					ZeroOcc	AltConf	Trace
			Total	C	N	O	S			
46	E5	77	612	379	129	103	1	0	0	0

- Molecule 47 is a protein called 50S ribosomal protein L28.

Mol	Chain	Residues	Atoms					ZeroOcc	AltConf	Trace
			Total	C	N	O	S			
47	J8	97	762	481	150	130	1	0	0	0
47	F5	97	762	481	150	130	1	0	0	0

- Molecule 48 is a protein called 50S ribosomal protein L29.

Mol	Chain	Residues	Atoms					ZeroOcc	AltConf	Trace
			Total	C	N	O	S			
48	K8	66	558	346	113	98	1	0	0	0
48	G5	69	580	358	118	103	1	0	0	0

- Molecule 49 is a protein called 50S ribosomal protein L30.

Mol	Chain	Residues	Atoms				ZeroOcc	AltConf	Trace
			Total	C	N	O			
49	L8	59	468	298	90	80	0	0	0
49	H5	59	468	298	90	80	0	0	0

- Molecule 50 is a protein called 50S ribosomal protein L31.

Mol	Chain	Residues	Atoms					ZeroOcc	AltConf	Trace
			Total	C	N	O	S			
50	M8	66	533	335	96	97	5	0	0	0
50	I5	63	515	326	93	91	5	0	0	0

- Molecule 51 is a protein called 50S ribosomal protein L32.

Mol	Chain	Residues	Atoms					ZeroOcc	AltConf	Trace
			Total	C	N	O	S			
51	N8	59	458	288	90	75	5	0	0	0
51	J5	59	458	288	90	75	5	0	0	0

- Molecule 52 is a protein called 50S ribosomal protein L34.

Mol	Chain	Residues	Atoms					ZeroOcc	AltConf	Trace
			Total	C	N	O	S			
52	P8	47	Total	C	N	O	S	0	0	0
			409	251	102	54	2			
52	L5	49	Total	C	N	O	S	0	0	0
			429	263	108	56	2			

- Molecule 53 is a protein called 50S ribosomal protein L35.

Mol	Chain	Residues	Atoms					ZeroOcc	AltConf	Trace
			Total	C	N	O	S			
53	Q8	62	Total	C	N	O	S	0	0	0
			495	317	100	76	2			
53	M5	63	Total	C	N	O	S	0	0	0
			507	326	101	78	2			

- Molecule 54 is a RNA chain called 16S ribosomal RNA.

Mol	Chain	Residues	Atoms					ZeroOcc	AltConf	Trace
			Total	C	N	O	P			
54	1G	1504	Total	C	N	O	P	0	0	0
			32329	14390	5993	10443	1503			

- Molecule 55 is MAGNESIUM ION (three-letter code: MG) (formula: Mg).

Mol	Chain	Residues	Atoms		ZeroOcc	AltConf
55	13	129	Total	Mg	0	0
			129	129		
55	5E	2	Total	Mg	0	0
			2	2		
55	3I	1	Total	Mg	0	0
			1	1		
55	2K	4	Total	Mg	0	0
			4	4		
55	1H	548	Total	Mg	0	0
			548	548		
55	16	12	Total	Mg	0	0
			12	12		
55	11	2	Total	Mg	0	0
			2	2		
55	21	1	Total	Mg	0	0
			1	1		
55	78	2	Total	Mg	0	0
			2	2		
55	88	2	Total	Mg	0	0
			2	2		

Continued on next page...

Continued from previous page...

Mol	Chain	Residues	Atoms	ZeroOcc	AltConf
55	I8	3	Total Mg 3 3	0	0
55	J8	1	Total Mg 1 1	0	0
55	Q8	1	Total Mg 1 1	0	0
55	1G	147	Total Mg 147 147	0	0
55	32	1	Total Mg 1 1	0	0
55	42	1	Total Mg 1 1	0	0
55	2L	3	Total Mg 3 3	0	0
55	3L	2	Total Mg 2 2	0	0
55	14	489	Total Mg 489 489	0	0
55	1J	11	Total Mg 11 11	0	0
55	19	1	Total Mg 1 1	0	0
55	29	5	Total Mg 5 5	0	0
55	39	1	Total Mg 1 1	0	0
55	49	1	Total Mg 1 1	0	0
55	15	1	Total Mg 1 1	0	0
55	25	1	Total Mg 1 1	0	0
55	45	1	Total Mg 1 1	0	0
55	55	3	Total Mg 3 3	0	0
55	C5	1	Total Mg 1 1	0	0
55	E5	2	Total Mg 2 2	0	0
55	F5	1	Total Mg 1 1	0	0

Continued on next page...

Continued from previous page...

Mol	Chain	Residues	Atoms	ZeroOcc	AltConf
55	M5	1	Total Mg 1 1	0	0

- Molecule 56 is ZINC ION (three-letter code: ZN) (formula: Zn).

Mol	Chain	Residues	Atoms	ZeroOcc	AltConf
56	3E	1	Total Zn 1 1	0	0
56	5I	1	Total Zn 1 1	0	0
56	G8	1	Total Zn 1 1	0	0
56	32	1	Total Zn 1 1	0	0
56	5A	1	Total Zn 1 1	0	0
56	C5	1	Total Zn 1 1	0	0

- Molecule 57 is water.

Mol	Chain	Residues	Atoms	ZeroOcc	AltConf
57	13	3	Total O 3 3	0	0
57	13	6	Total O 6 6	0	0
57	13	6	Total O 6 6	0	0
57	13	6	Total O 6 6	0	0
57	13	6	Total O 6 6	0	0
57	13	6	Total O 6 6	0	0
57	13	6	Total O 6 6	0	0
57	13	6	Total O 6 6	0	0
57	13	6	Total O 6 6	0	0
57	13	6	Total O 6 6	0	0

Continued on next page...

Continued from previous page...

Mol	Chain	Residues	Atoms	ZeroOcc	AltConf
57	13	6	Total O 6 6	0	0
57	13	6	Total O 6 6	0	0
57	13	6	Total O 6 6	0	0
57	13	5	Total O 5 5	0	0
57	13	6	Total O 6 6	0	0
57	13	6	Total O 6 6	0	0
57	13	6	Total O 6 6	0	0
57	13	6	Total O 6 6	0	0
57	13	6	Total O 6 6	0	0
57	13	6	Total O 6 6	0	0
57	13	6	Total O 6 6	0	0
57	13	6	Total O 6 6	0	0
57	13	6	Total O 6 6	0	0
57	13	6	Total O 6 6	0	0
57	13	6	Total O 6 6	0	0
57	13	6	Total O 6 6	0	0
57	13	6	Total O 6 6	0	0
57	13	6	Total O 6 6	0	0
57	13	6	Total O 6 6	0	0
57	13	6	Total O 6 6	0	0
57	13	6	Total O 6 6	0	0
57	13	6	Total O 6 6	0	0
57	13	6	Total O 6 6	0	0
57	13	6	Total O 6 6	0	0

Continued on next page...

Continued from previous page...

Mol	Chain	Residues	Atoms	ZeroOcc	AltConf
57	13	6	Total O 6 6	0	0
57	2K	6	Total O 6 6	0	0
57	1H	6	Total O 6 6	0	0
57	1H	6	Total O 6 6	0	0
57	1H	6	Total O 6 6	0	0
57	1H	6	Total O 6 6	0	0
57	1H	6	Total O 6 6	0	0
57	1H	6	Total O 6 6	0	0
57	1H	6	Total O 6 6	0	0
57	1H	5	Total O 5 5	0	0
57	1H	6	Total O 6 6	0	0
57	1H	6	Total O 6 6	0	0
57	1H	6	Total O 6 6	0	0
57	1H	6	Total O 6 6	0	0
57	1H	6	Total O 6 6	0	0
57	1H	6	Total O 6 6	0	0
57	1H	6	Total O 6 6	0	0
57	1H	6	Total O 6 6	0	0
57	1H	6	Total O 6 6	0	0
57	1H	6	Total O 6 6	0	0
57	1H	6	Total O 6 6	0	0
57	1H	6	Total O 6 6	0	0
57	1H	6	Total O 6 6	0	0
57	1H	6	Total O 6 6	0	0
57	1H	6	Total O 6 6	0	0

Continued on next page...

Continued from previous page...

Mol	Chain	Residues	Atoms	ZeroOcc	AltConf
57	1H	6	Total O 6 6	0	0
57	1H	6	Total O 6 6	0	0
57	1H	5	Total O 5 5	0	0
57	1H	6	Total O 6 6	0	0
57	1H	6	Total O 6 6	0	0
57	1H	6	Total O 6 6	0	0
57	1H	6	Total O 6 6	0	0
57	1H	6	Total O 6 6	0	0
57	1H	6	Total O 6 6	0	0
57	1H	6	Total O 6 6	0	0
57	1H	6	Total O 6 6	0	0
57	1H	6	Total O 6 6	0	0
57	1H	6	Total O 6 6	0	0
57	1H	5	Total O 5 5	0	0
57	1H	6	Total O 6 6	0	0
57	1H	6	Total O 6 6	0	0
57	1H	6	Total O 6 6	0	0
57	1H	6	Total O 6 6	0	0
57	1H	6	Total O 6 6	0	0
57	1H	6	Total O 6 6	0	0
57	1H	6	Total O 6 6	0	0
57	1H	6	Total O 6 6	0	0
57	1H	6	Total O 6 6	0	0
57	1H	6	Total O 6 6	0	0
57	1H	6	Total O 6 6	0	0
57	1H	6	Total O 6 6	0	0
57	1H	6	Total O 6 6	0	0
57	1H	6	Total O 6 6	0	0

Continued on next page...

Continued from previous page...

Mol	Chain	Residues	Atoms	ZeroOcc	AltConf
57	1H	6	Total O 6 6	0	0
57	1H	6	Total O 6 6	0	0
57	1H	6	Total O 6 6	0	0
57	1H	5	Total O 5 5	0	0
57	1H	6	Total O 6 6	0	0
57	1H	6	Total O 6 6	0	0
57	1H	6	Total O 6 6	0	0
57	1H	6	Total O 6 6	0	0
57	1H	6	Total O 6 6	0	0
57	1H	6	Total O 6 6	0	0
57	1H	4	Total O 4 4	0	0
57	1H	6	Total O 6 6	0	0
57	1H	6	Total O 6 6	0	0
57	1H	6	Total O 6 6	0	0
57	1H	6	Total O 6 6	0	0
57	1H	6	Total O 6 6	0	0
57	1H	6	Total O 6 6	0	0
57	1H	6	Total O 6 6	0	0
57	1H	6	Total O 6 6	0	0
57	1H	6	Total O 6 6	0	0
57	1H	6	Total O 6 6	0	0
57	1H	6	Total O 6 6	0	0
57	1H	6	Total O 6 6	0	0

Continued on next page...

Continued from previous page...

Mol	Chain	Residues	Atoms	ZeroOcc	AltConf
57	1H	6	Total O 6 6	0	0
57	1H	6	Total O 6 6	0	0
57	1H	6	Total O 6 6	0	0
57	1H	6	Total O 6 6	0	0
57	1H	6	Total O 6 6	0	0
57	1H	6	Total O 6 6	0	0
57	1H	6	Total O 6 6	0	0
57	1H	6	Total O 6 6	0	0
57	1H	6	Total O 6 6	0	0
57	1H	6	Total O 6 6	0	0
57	1H	6	Total O 6 6	0	0
57	1H	6	Total O 6 6	0	0
57	1H	6	Total O 6 6	0	0
57	1H	6	Total O 6 6	0	0
57	1H	6	Total O 6 6	0	0
57	1H	6	Total O 6 6	0	0
57	1H	6	Total O 6 6	0	0
57	1H	6	Total O 6 6	0	0
57	1H	6	Total O 6 6	0	0
57	1H	6	Total O 6 6	0	0
57	1H	6	Total O 6 6	0	0
57	1H	6	Total O 6 6	0	0

Continued on next page...

Continued from previous page...

Mol	Chain	Residues	Atoms	ZeroOcc	AltConf
57	1H	6	Total O 6 6	0	0
57	1H	6	Total O 6 6	0	0
57	1H	6	Total O 6 6	0	0
57	1H	6	Total O 6 6	0	0
57	1H	6	Total O 6 6	0	0
57	1H	6	Total O 6 6	0	0
57	1H	6	Total O 6 6	0	0
57	1H	6	Total O 6 6	0	0
57	1H	6	Total O 6 6	0	0
57	1H	6	Total O 6 6	0	0
57	1H	6	Total O 6 6	0	0
57	1H	6	Total O 6 6	0	0
57	1H	6	Total O 6 6	0	0
57	1H	6	Total O 6 6	0	0
57	1H	6	Total O 6 6	0	0
57	1H	6	Total O 6 6	0	0
57	1H	6	Total O 6 6	0	0
57	1H	6	Total O 6 6	0	0
57	1H	6	Total O 6 6	0	0
57	1H	6	Total O 6 6	0	0
57	1H	6	Total O 6 6	0	0
57	1H	6	Total O 6 6	0	0
57	1H	6	Total O 6 6	0	0
57	1H	6	Total O 6 6	0	0
57	1H	6	Total O 6 6	0	0
57	1H	6	Total O 6 6	0	0
57	1H	6	Total O 6 6	0	0
57	1H	6	Total O 6 6	0	0
57	1H	6	Total O 6 6	0	0
57	1H	6	Total O 6 6	0	0
57	1H	6	Total O 6 6	0	0
57	1H	6	Total O 6 6	0	0
57	1H	6	Total O 6 6	0	0
57	1H	6	Total O 6 6	0	0
57	1H	6	Total O 6 6	0	0

Continued on next page...

Continued from previous page...

Mol	Chain	Residues	Atoms	ZeroOcc	AltConf
57	1H	6	Total O 6 6	0	0
57	1H	6	Total O 6 6	0	0
57	1H	6	Total O 6 6	0	0
57	1H	6	Total O 6 6	0	0
57	1H	6	Total O 6 6	0	0
57	1H	6	Total O 6 6	0	0
57	1H	6	Total O 6 6	0	0
57	1H	6	Total O 6 6	0	0
57	1H	6	Total O 6 6	0	0
57	1H	6	Total O 6 6	0	0
57	1H	6	Total O 6 6	0	0
57	1H	6	Total O 6 6	0	0
57	1H	6	Total O 6 6	0	0
57	1H	6	Total O 6 6	0	0
57	1H	6	Total O 6 6	0	0
57	1H	6	Total O 6 6	0	0
57	1H	6	Total O 6 6	0	0
57	1H	6	Total O 6 6	0	0
57	1H	6	Total O 6 6	0	0
57	1H	6	Total O 6 6	0	0
57	1H	6	Total O 6 6	0	0
57	1H	6	Total O 6 6	0	0

Continued on next page...

Continued from previous page...

Mol	Chain	Residues	Atoms	ZeroOcc	AltConf
57	1H	6	Total O 6 6	0	0
57	1H	6	Total O 6 6	0	0
57	1H	6	Total O 6 6	0	0
57	1H	6	Total O 6 6	0	0
57	1H	6	Total O 6 6	0	0
57	1H	6	Total O 6 6	0	0
57	1H	6	Total O 6 6	0	0
57	1H	6	Total O 6 6	0	0
57	1H	6	Total O 6 6	0	0
57	1H	6	Total O 6 6	0	0
57	1H	6	Total O 6 6	0	0
57	1H	6	Total O 6 6	0	0
57	1H	6	Total O 6 6	0	0
57	1H	6	Total O 6 6	0	0
57	1H	6	Total O 6 6	0	0
57	1H	6	Total O 6 6	0	0
57	1H	6	Total O 6 6	0	0
57	1H	6	Total O 6 6	0	0
57	1H	6	Total O 6 6	0	0
57	1H	6	Total O 6 6	0	0
57	1H	6	Total O 6 6	0	0
57	1H	6	Total O 6 6	0	0
57	1H	6	Total O 6 6	0	0
57	1H	6	Total O 6 6	0	0
57	1H	6	Total O 6 6	0	0
57	1H	6	Total O 6 6	0	0
57	1H	6	Total O 6 6	0	0
57	1H	6	Total O 6 6	0	0
57	1H	6	Total O 6 6	0	0
57	1H	6	Total O 6 6	0	0
57	1H	6	Total O 6 6	0	0
57	1H	6	Total O 6 6	0	0
57	1H	6	Total O 6 6	0	0
57	1H	6	Total O 6 6	0	0
57	1H	6	Total O 6 6	0	0

Continued on next page...

Continued from previous page...

Mol	Chain	Residues	Atoms	ZeroOcc	AltConf
57	1H	6	Total O 6 6	0	0
57	1H	6	Total O 6 6	0	0
57	1H	6	Total O 6 6	0	0
57	1H	6	Total O 6 6	0	0
57	1H	6	Total O 6 6	0	0
57	1H	6	Total O 6 6	0	0
57	1H	6	Total O 6 6	0	0
57	1H	6	Total O 6 6	0	0
57	1H	6	Total O 6 6	0	0
57	1H	6	Total O 6 6	0	0
57	1H	6	Total O 6 6	0	0
57	1H	6	Total O 6 6	0	0
57	1H	6	Total O 6 6	0	0
57	1H	6	Total O 6 6	0	0
57	1H	6	Total O 6 6	0	0
57	1H	6	Total O 6 6	0	0
57	1H	6	Total O 6 6	0	0
57	1H	6	Total O 6 6	0	0
57	1H	6	Total O 6 6	0	0
57	1H	6	Total O 6 6	0	0
57	1H	6	Total O 6 6	0	0
57	1H	6	Total O 6 6	0	0
57	1H	6	Total O 6 6	0	0
57	1H	6	Total O 6 6	0	0
57	1H	6	Total O 6 6	0	0

Continued on next page...

Continued from previous page...

Mol	Chain	Residues	Atoms	ZeroOcc	AltConf
57	1H	6	Total O 6 6	0	0
57	1H	6	Total O 6 6	0	0
57	1H	6	Total O 6 6	0	0
57	1H	6	Total O 6 6	0	0
57	1H	6	Total O 6 6	0	0
57	1H	6	Total O 6 6	0	0
57	1H	6	Total O 6 6	0	0
57	1H	6	Total O 6 6	0	0
57	16	6	Total O 6 6	0	0
57	16	6	Total O 6 6	0	0
57	J8	6	Total O 6 6	0	0
57	1G	6	Total O 6 6	0	0
57	1G	6	Total O 6 6	0	0
57	1G	6	Total O 6 6	0	0
57	1G	6	Total O 6 6	0	0
57	1G	6	Total O 6 6	0	0
57	1G	6	Total O 6 6	0	0
57	1G	6	Total O 6 6	0	0
57	1G	6	Total O 6 6	0	0
57	1G	6	Total O 6 6	0	0
57	1G	6	Total O 6 6	0	0
57	1G	6	Total O 6 6	0	0

Continued on next page...

Continued from previous page...

Mol	Chain	Residues	Atoms	ZeroOcc	AltConf
57	1G	6	Total O 6 6	0	0
57	1G	6	Total O 6 6	0	0
57	1G	6	Total O 6 6	0	0
57	1G	6	Total O 6 6	0	0
57	1G	6	Total O 6 6	0	0
57	1G	6	Total O 6 6	0	0
57	1G	6	Total O 6 6	0	0
57	1G	6	Total O 6 6	0	0
57	1G	6	Total O 6 6	0	0
57	1G	6	Total O 6 6	0	0
57	1G	6	Total O 6 6	0	0
57	1G	6	Total O 6 6	0	0
57	1G	6	Total O 6 6	0	0
57	1G	6	Total O 6 6	0	0
57	1G	6	Total O 6 6	0	0
57	1G	6	Total O 6 6	0	0
57	1G	6	Total O 6 6	0	0
57	1G	6	Total O 6 6	0	0
57	2L	6	Total O 6 6	0	0
57	14	6	Total O 6 6	0	0
57	14	6	Total O 6 6	0	0
57	14	6	Total O 6 6	0	0
57	14	4	Total O 4 4	0	0

Continued on next page...

Continued from previous page...

Mol	Chain	Residues	Atoms	ZeroOcc	AltConf
57	14	6	Total O 6 6	0	0
57	14	6	Total O 6 6	0	0
57	14	6	Total O 6 6	0	0
57	14	6	Total O 6 6	0	0
57	14	6	Total O 6 6	0	0
57	14	6	Total O 6 6	0	0
57	14	6	Total O 6 6	0	0
57	14	6	Total O 6 6	0	0
57	14	6	Total O 6 6	0	0
57	14	6	Total O 6 6	0	0
57	14	6	Total O 6 6	0	0
57	14	6	Total O 6 6	0	0
57	14	6	Total O 6 6	0	0
57	14	6	Total O 6 6	0	0
57	14	6	Total O 6 6	0	0
57	14	6	Total O 6 6	0	0
57	14	6	Total O 6 6	0	0
57	14	6	Total O 6 6	0	0
57	14	5	Total O 5 5	0	0
57	14	6	Total O 6 6	0	0
57	14	6	Total O 6 6	0	0

Continued on next page...

Continued from previous page...

Mol	Chain	Residues	Atoms	ZeroOcc	AltConf
57	14	6	Total O 6 6	0	0
57	14	6	Total O 6 6	0	0
57	14	6	Total O 6 6	0	0
57	14	6	Total O 6 6	0	0
57	14	6	Total O 6 6	0	0
57	14	6	Total O 6 6	0	0
57	14	6	Total O 6 6	0	0
57	14	6	Total O 6 6	0	0
57	14	6	Total O 6 6	0	0
57	14	6	Total O 6 6	0	0
57	14	6	Total O 6 6	0	0
57	14	6	Total O 6 6	0	0
57	14	6	Total O 6 6	0	0
57	14	6	Total O 6 6	0	0
57	14	6	Total O 6 6	0	0
57	14	6	Total O 6 6	0	0
57	14	6	Total O 6 6	0	0
57	14	6	Total O 6 6	0	0
57	14	6	Total O 6 6	0	0
57	14	6	Total O 6 6	0	0
57	14	6	Total O 6 6	0	0
57	14	6	Total O 6 6	0	0

Continued on next page...

Continued from previous page...

Mol	Chain	Residues	Atoms	ZeroOcc	AltConf
57	14	6	Total O 6 6	0	0
57	14	6	Total O 6 6	0	0
57	14	6	Total O 6 6	0	0
57	14	6	Total O 6 6	0	0
57	14	6	Total O 6 6	0	0
57	14	4	Total O 4 4	0	0
57	14	6	Total O 6 6	0	0
57	14	6	Total O 6 6	0	0
57	14	6	Total O 6 6	0	0
57	14	4	Total O 4 4	0	0
57	14	6	Total O 6 6	0	0
57	14	6	Total O 6 6	0	0
57	14	6	Total O 6 6	0	0
57	14	6	Total O 6 6	0	0
57	14	6	Total O 6 6	0	0
57	14	6	Total O 6 6	0	0
57	14	6	Total O 6 6	0	0
57	14	6	Total O 6 6	0	0
57	14	6	Total O 6 6	0	0
57	14	6	Total O 6 6	0	0
57	14	6	Total O 6 6	0	0
57	14	6	Total O 6 6	0	0

Continued on next page...

Continued from previous page...

Mol	Chain	Residues	Atoms	ZeroOcc	AltConf
57	14	6	Total O 6 6	0	0
57	14	6	Total O 6 6	0	0
57	14	6	Total O 6 6	0	0
57	14	6	Total O 6 6	0	0
57	14	6	Total O 6 6	0	0
57	14	6	Total O 6 6	0	0
57	14	6	Total O 6 6	0	0
57	14	6	Total O 6 6	0	0
57	14	6	Total O 6 6	0	0
57	14	6	Total O 6 6	0	0
57	14	6	Total O 6 6	0	0
57	14	6	Total O 6 6	0	0
57	14	6	Total O 6 6	0	0
57	14	6	Total O 6 6	0	0
57	14	6	Total O 6 6	0	0
57	14	6	Total O 6 6	0	0
57	14	6	Total O 6 6	0	0
57	14	6	Total O 6 6	0	0
57	14	6	Total O 6 6	0	0
57	14	6	Total O 6 6	0	0
57	14	6	Total O 6 6	0	0
57	14	6	Total O 6 6	0	0
57	14	6	Total O 6 6	0	0
57	14	6	Total O 6 6	0	0

Continued on next page...

Continued from previous page...

Mol	Chain	Residues	Atoms	ZeroOcc	AltConf
57	14	6	Total O 6 6	0	0
57	14	6	Total O 6 6	0	0
57	14	6	Total O 6 6	0	0
57	14	6	Total O 6 6	0	0
57	14	6	Total O 6 6	0	0
57	14	6	Total O 6 6	0	0
57	14	6	Total O 6 6	0	0
57	14	6	Total O 6 6	0	0
57	14	6	Total O 6 6	0	0
57	14	6	Total O 6 6	0	0
57	14	6	Total O 6 6	0	0
57	14	6	Total O 6 6	0	0
57	14	6	Total O 6 6	0	0
57	14	6	Total O 6 6	0	0
57	14	6	Total O 6 6	0	0
57	14	6	Total O 6 6	0	0
57	14	6	Total O 6 6	0	0
57	14	6	Total O 6 6	0	0
57	14	6	Total O 6 6	0	0
57	14	6	Total O 6 6	0	0
57	14	6	Total O 6 6	0	0
57	14	6	Total O 6 6	0	0
57	14	6	Total O 6 6	0	0
57	14	6	Total O 6 6	0	0
57	14	6	Total O 6 6	0	0
57	14	6	Total O 6 6	0	0

Continued on next page...

Continued from previous page...

Mol	Chain	Residues	Atoms	ZeroOcc	AltConf
57	14	6	Total O 6 6	0	0
57	14	6	Total O 6 6	0	0
57	14	6	Total O 6 6	0	0
57	14	6	Total O 6 6	0	0
57	14	6	Total O 6 6	0	0
57	14	6	Total O 6 6	0	0
57	14	6	Total O 6 6	0	0
57	14	6	Total O 6 6	0	0
57	14	6	Total O 6 6	0	0
57	14	6	Total O 6 6	0	0
57	14	6	Total O 6 6	0	0
57	14	6	Total O 6 6	0	0
57	14	6	Total O 6 6	0	0
57	14	6	Total O 6 6	0	0
57	14	6	Total O 6 6	0	0
57	14	6	Total O 6 6	0	0
57	14	6	Total O 6 6	0	0
57	14	6	Total O 6 6	0	0
57	14	6	Total O 6 6	0	0
57	14	6	Total O 6 6	0	0
57	14	6	Total O 6 6	0	0
57	14	6	Total O 6 6	0	0
57	14	6	Total O 6 6	0	0
57	14	6	Total O 6 6	0	0
57	14	6	Total O 6 6	0	0

Continued on next page...

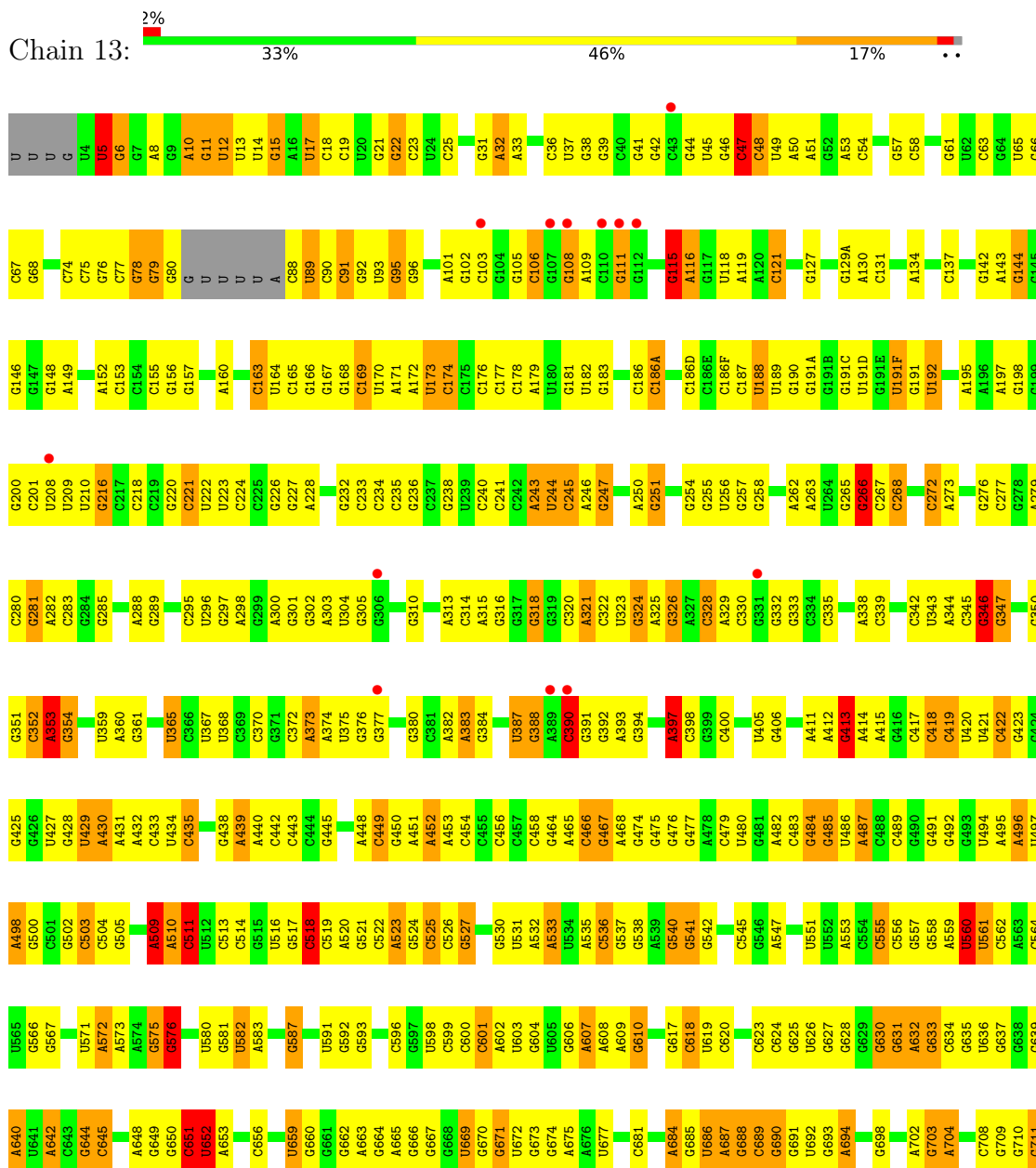
Continued from previous page...

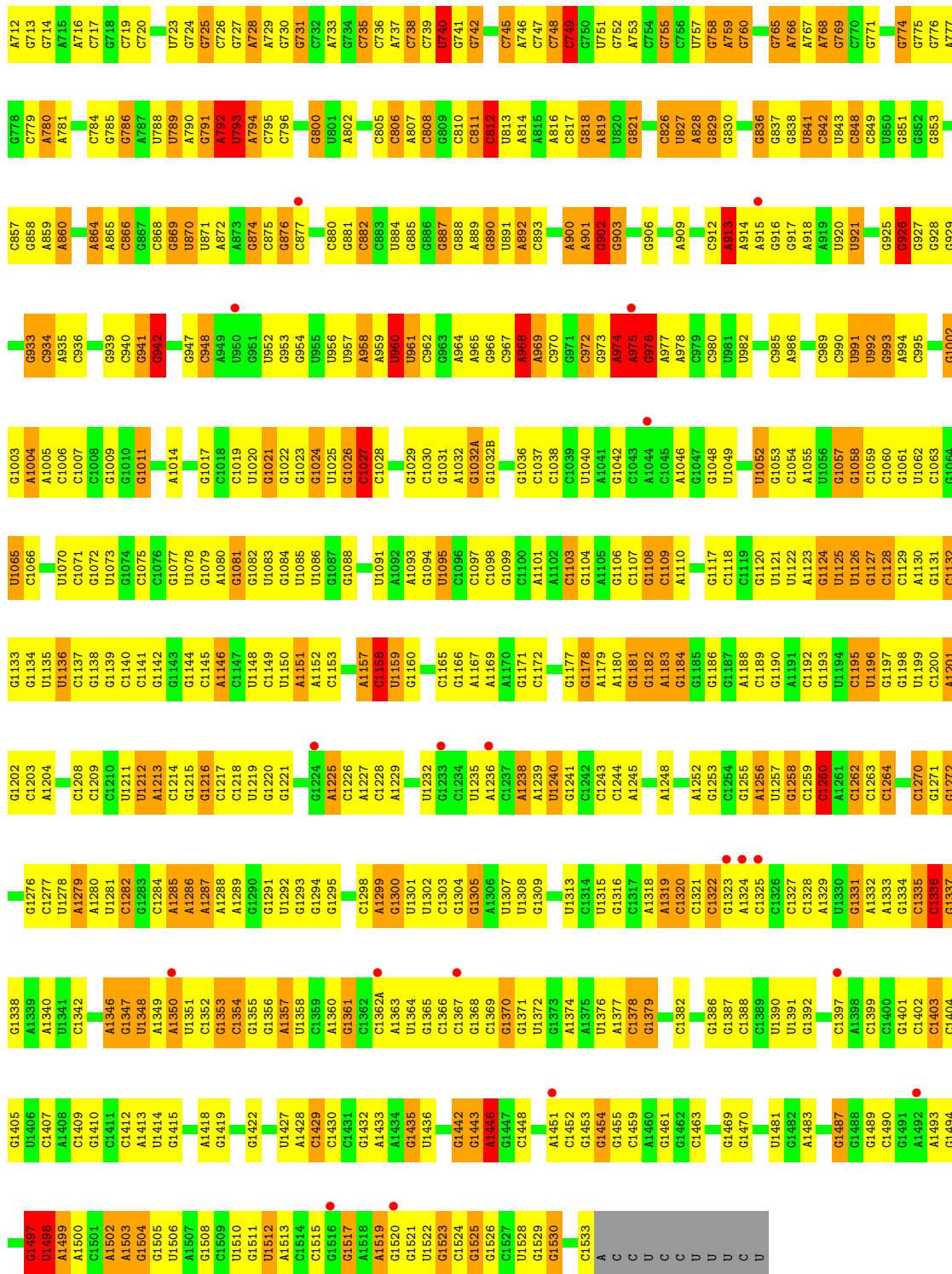
Mol	Chain	Residues	Atoms	ZeroOcc	AltConf
57	14	6	Total O 6 6	0	0
57	14	6	Total O 6 6	0	0
57	14	6	Total O 6 6	0	0
57	14	6	Total O 6 6	0	0
57	14	6	Total O 6 6	0	0
57	14	6	Total O 6 6	0	0
57	14	6	Total O 6 6	0	0
57	14	6	Total O 6 6	0	0
57	1J	6	Total O 6 6	0	0
57	1J	6	Total O 6 6	0	0
57	1J	6	Total O 6 6	0	0
57	1J	6	Total O 6 6	0	0
57	25	6	Total O 6 6	0	0
57	E5	6	Total O 6 6	0	0

3 Residue-property plots i

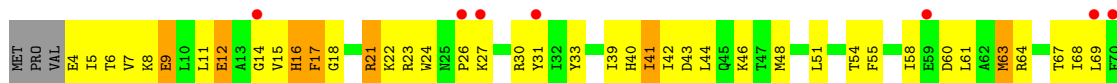
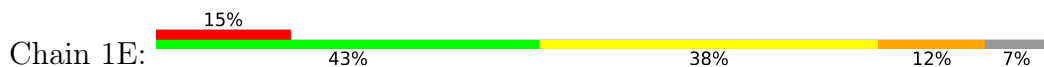
These plots are drawn for all protein, RNA, DNA and oligosaccharide chains in the entry. The first graphic for a chain summarises the proportions of the various outlier classes displayed in the second graphic. The second graphic shows the sequence view annotated by issues in geometry and electron density. Residues are color-coded according to the number of geometric quality criteria for which they contain at least one outlier: green = 0, yellow = 1, orange = 2 and red = 3 or more. A red dot above a residue indicates a poor fit to the electron density ($RSRZ > 2$). Stretches of 2 or more consecutive residues without any outlier are shown as a green connector. Residues present in the sample, but not in the model, are shown in grey.

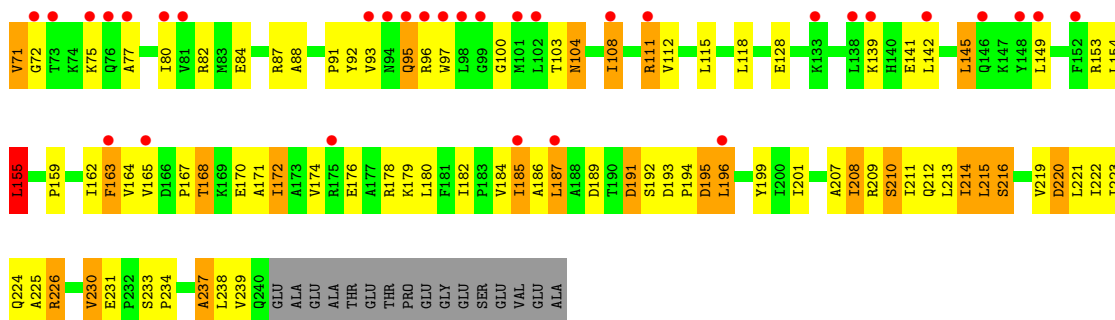
• Molecule 1: 16S ribosomal RNA



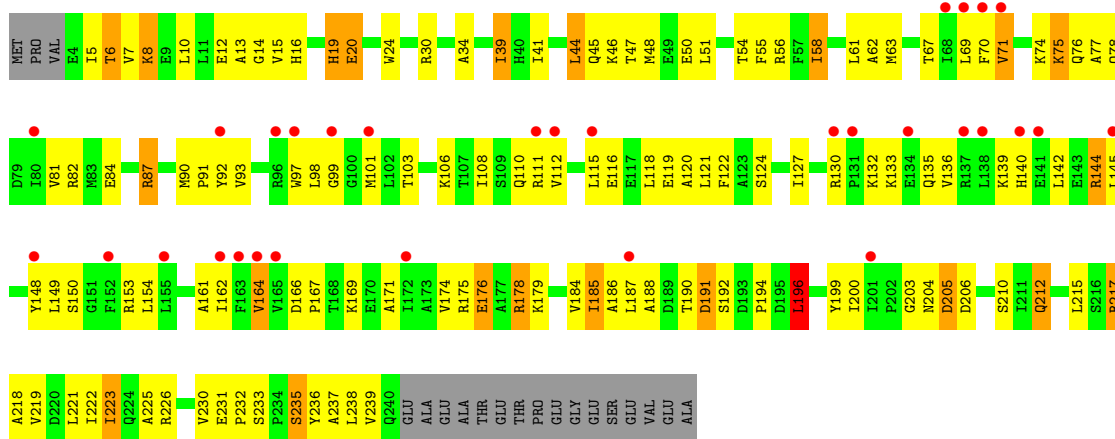


• Molecule 2: 30S ribosomal protein S2

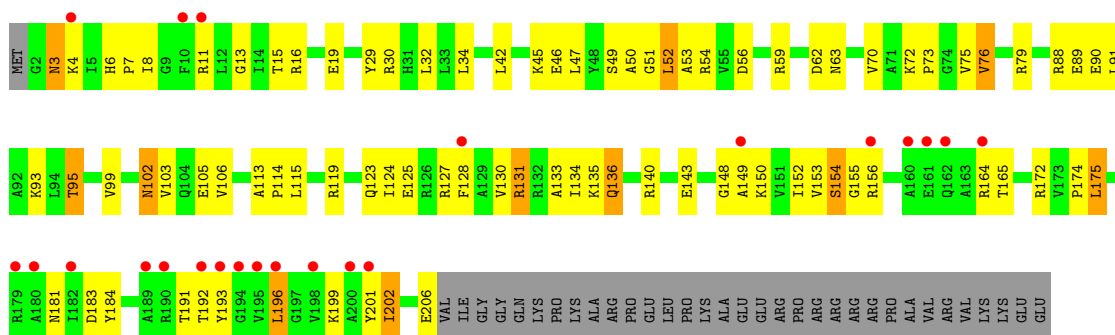




• Molecule 2: 30S ribosomal protein S2

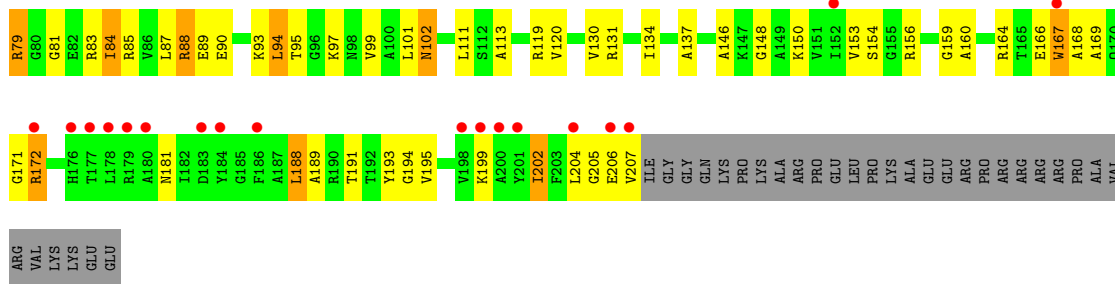


• Molecule 3: 30S ribosomal protein S3

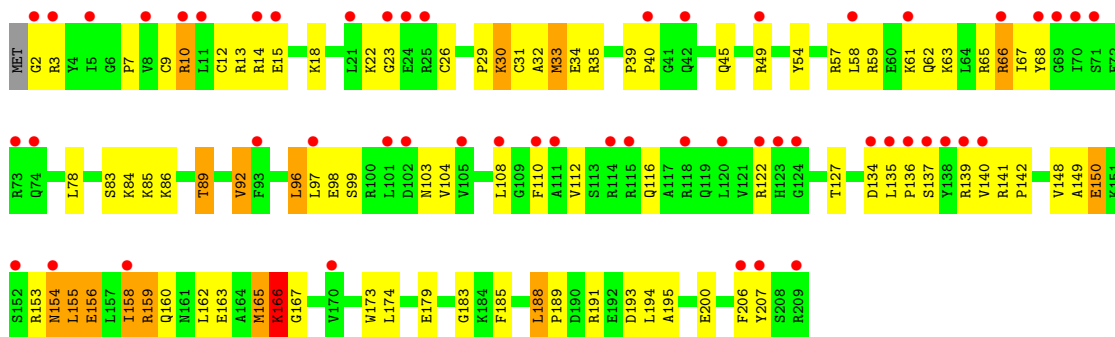


• Molecule 3: 30S ribosomal protein S3

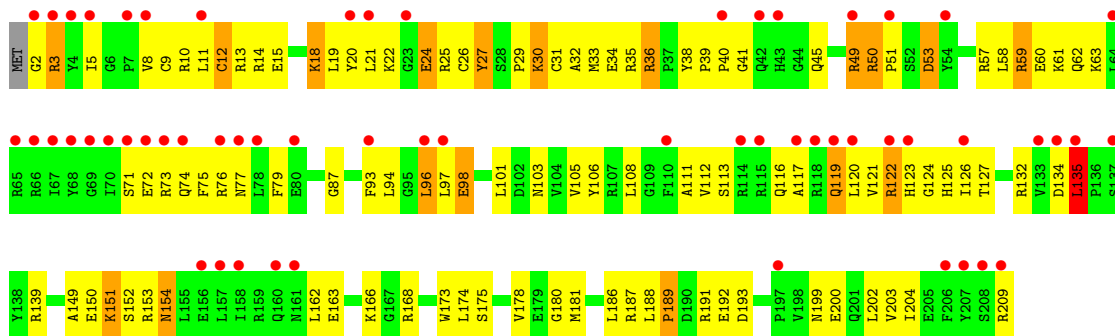




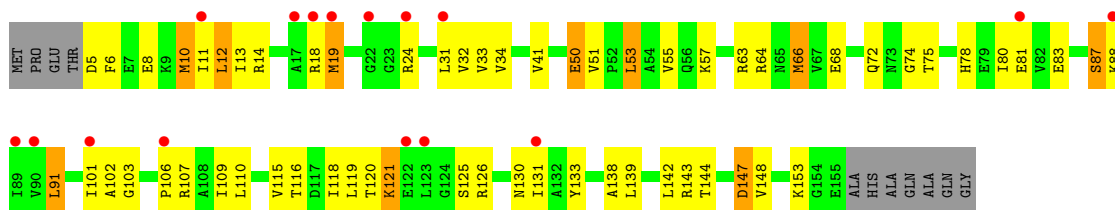
• Molecule 4: 30S ribosomal protein S4



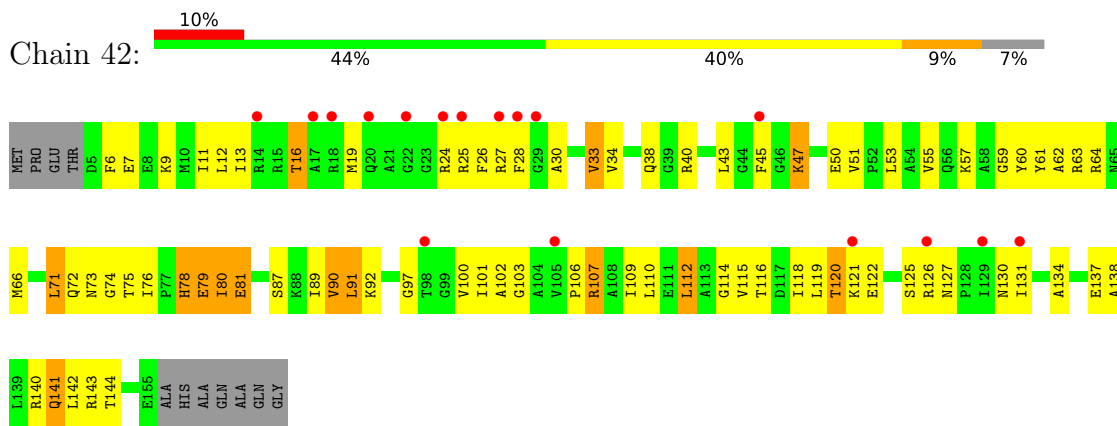
• Molecule 4: 30S ribosomal protein S4



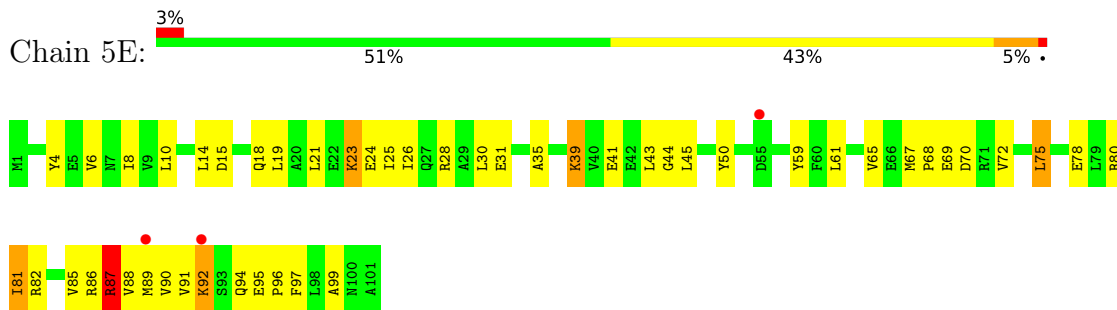
• Molecule 5: 30S ribosomal protein S5



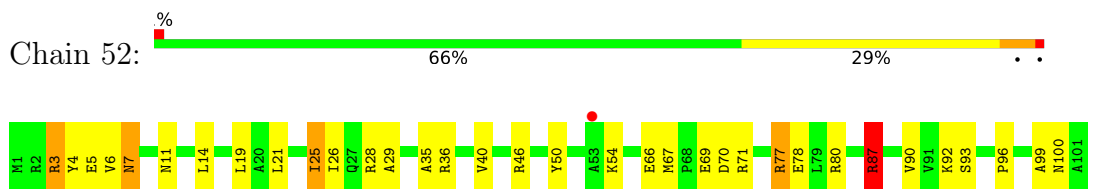
• Molecule 5: 30S ribosomal protein S5



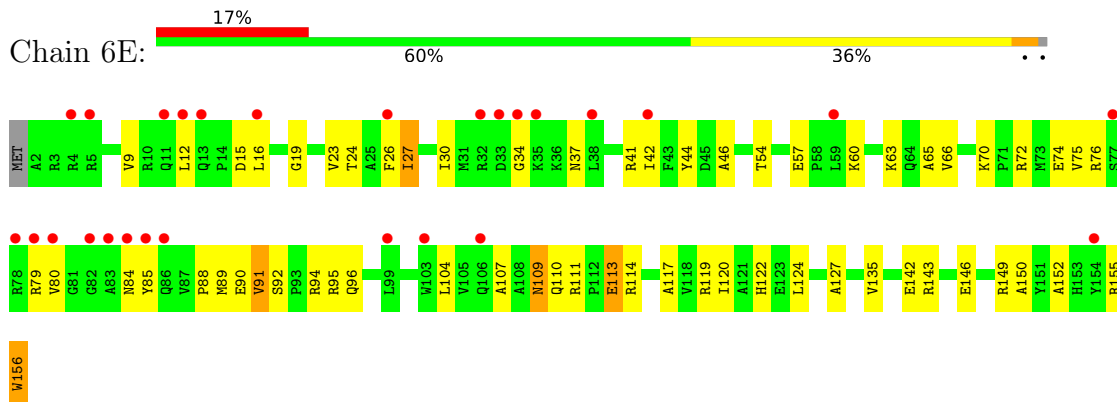
• Molecule 6: 30S ribosomal protein S6



• Molecule 6: 30S ribosomal protein S6

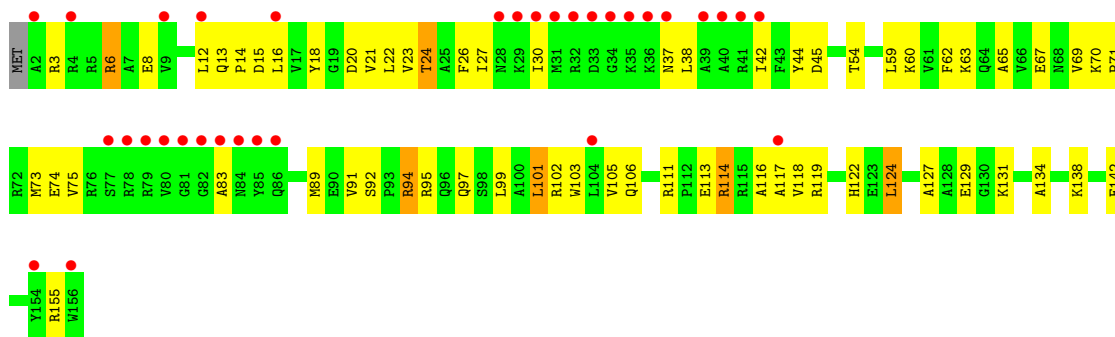


• Molecule 7: 30S ribosomal protein S7

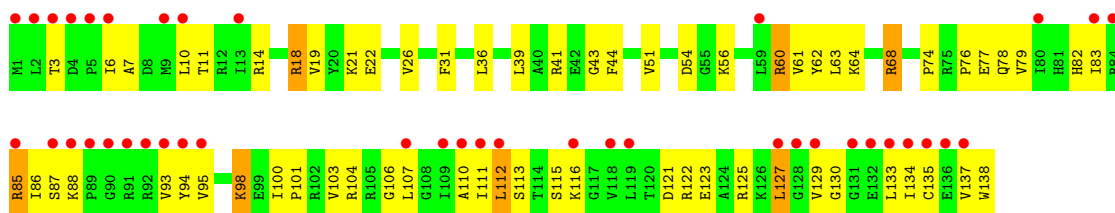


• Molecule 7: 30S ribosomal protein S7

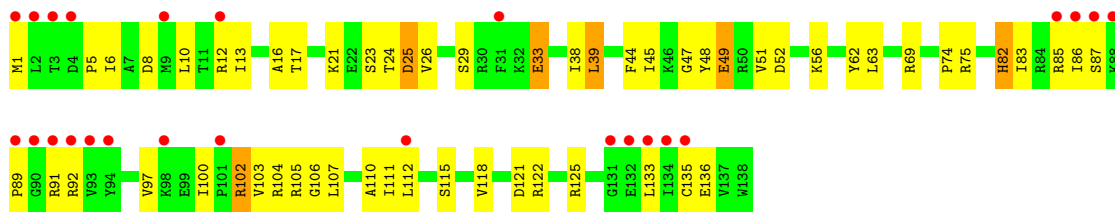




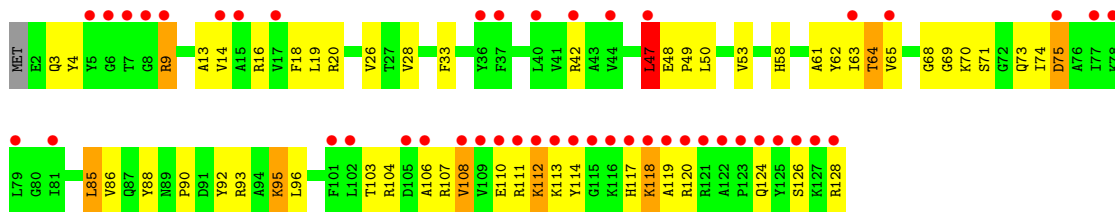
• Molecule 8: 30S ribosomal protein S8



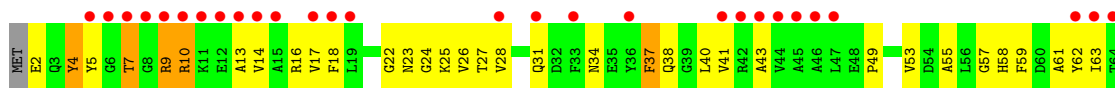
• Molecule 8: 30S ribosomal protein S8

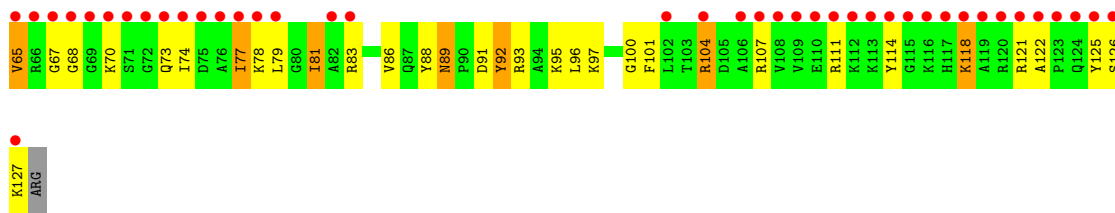


• Molecule 9: 30S ribosomal protein S9

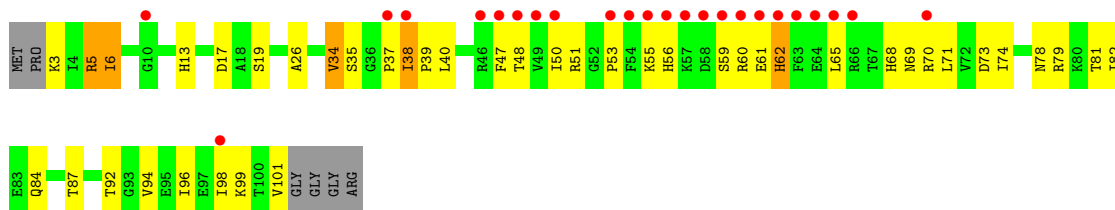


• Molecule 9: 30S ribosomal protein S9

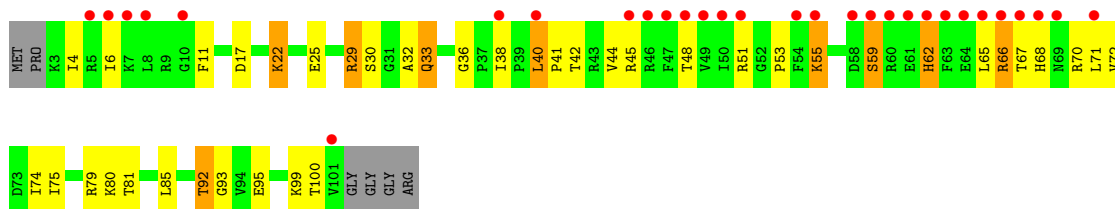




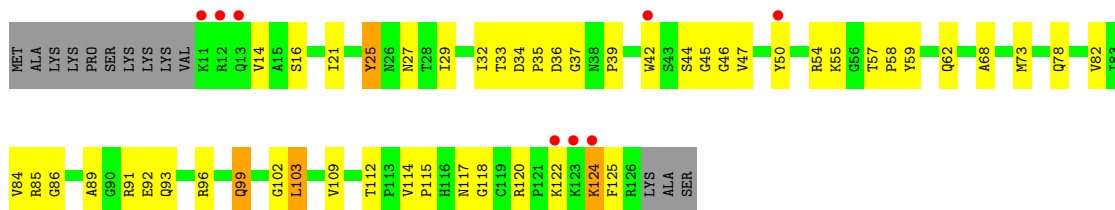
• Molecule 10: 30S ribosomal protein S10



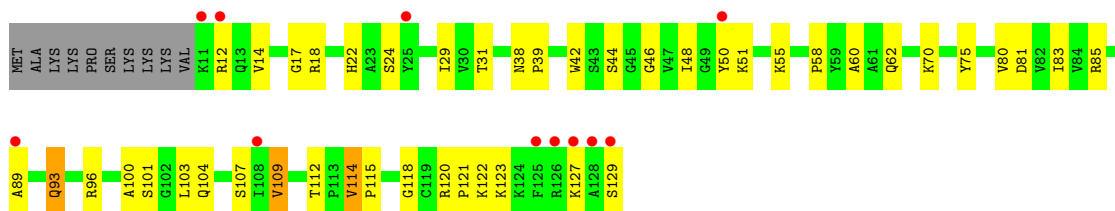
• Molecule 10: 30S ribosomal protein S10



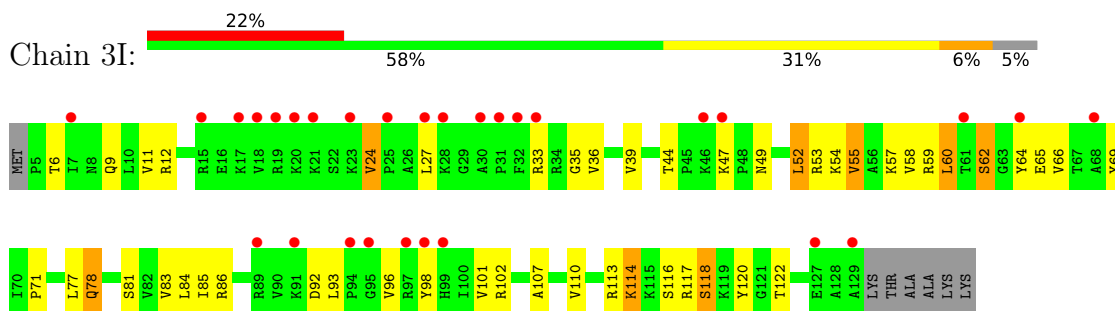
• Molecule 11: 30S ribosomal protein S11



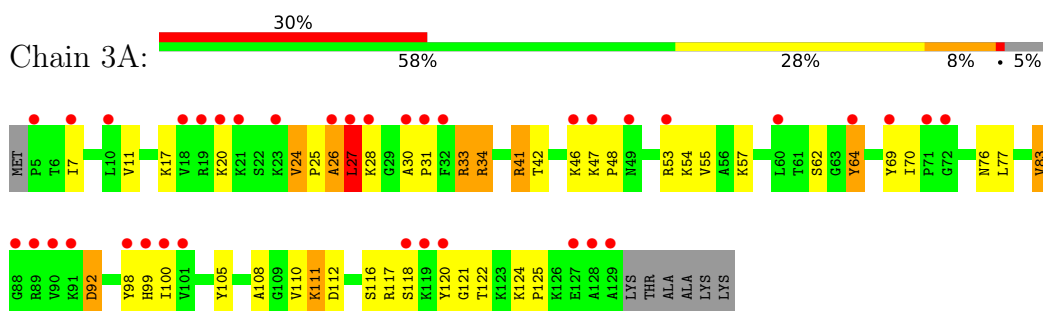
• Molecule 11: 30S ribosomal protein S11



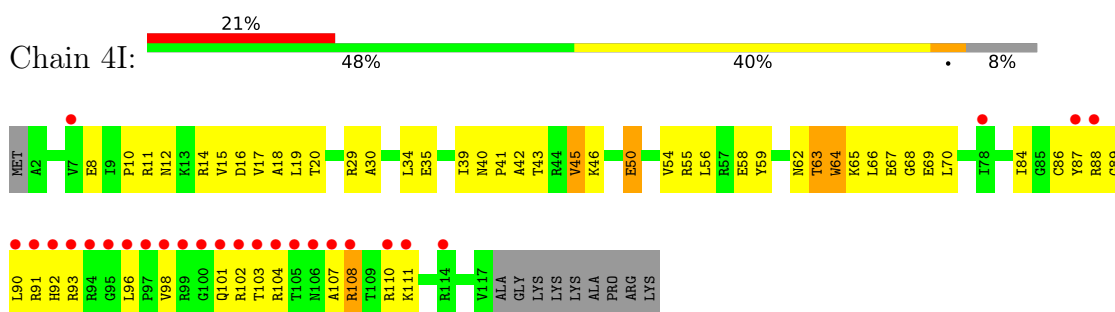
- Molecule 12: 30S ribosomal protein S12



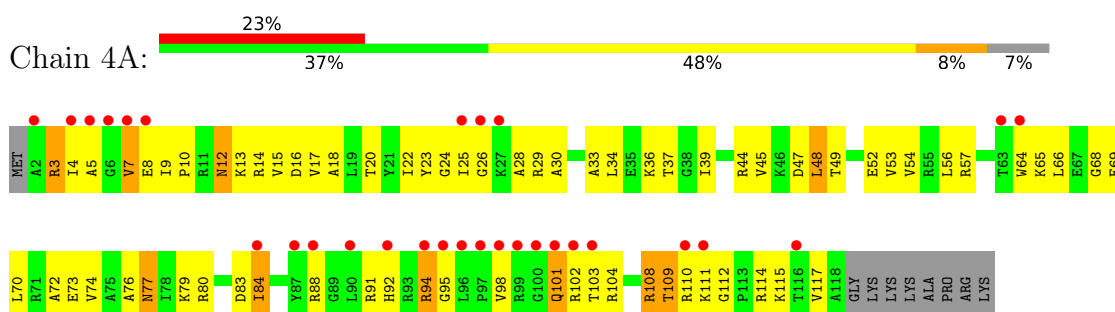
- Molecule 12: 30S ribosomal protein S12



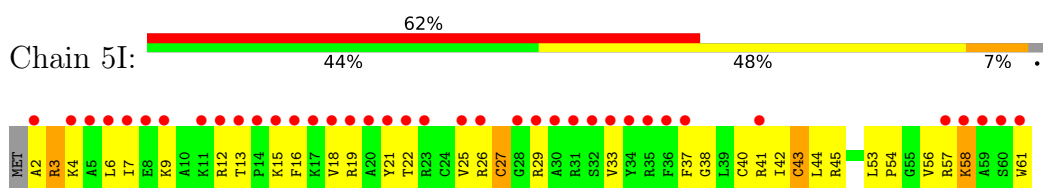
- Molecule 13: 30S ribosomal protein S13



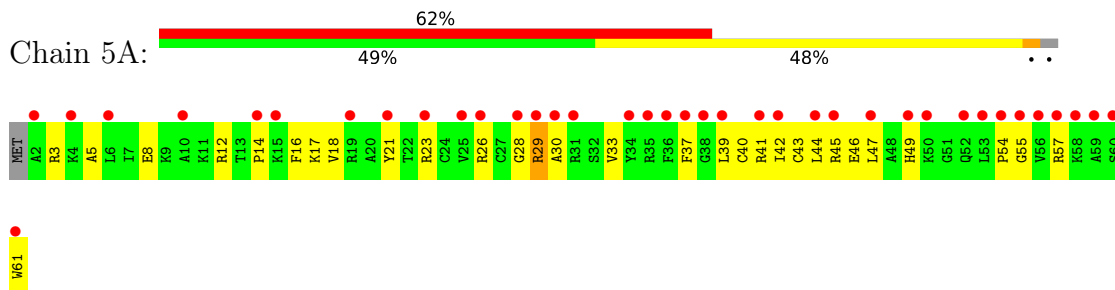
- Molecule 13: 30S ribosomal protein S13



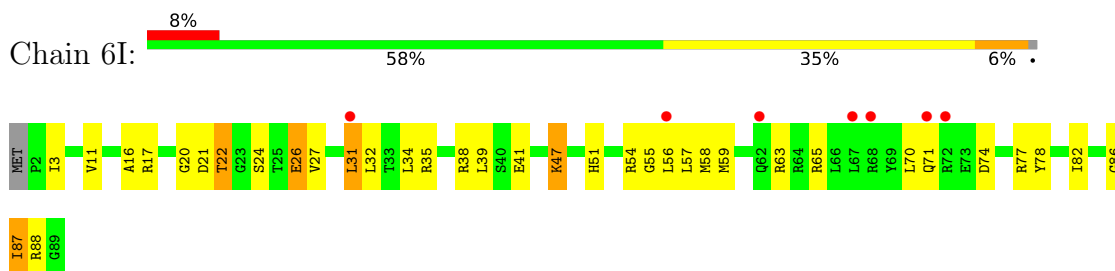
- Molecule 14: 30S ribosomal protein S14 type Z



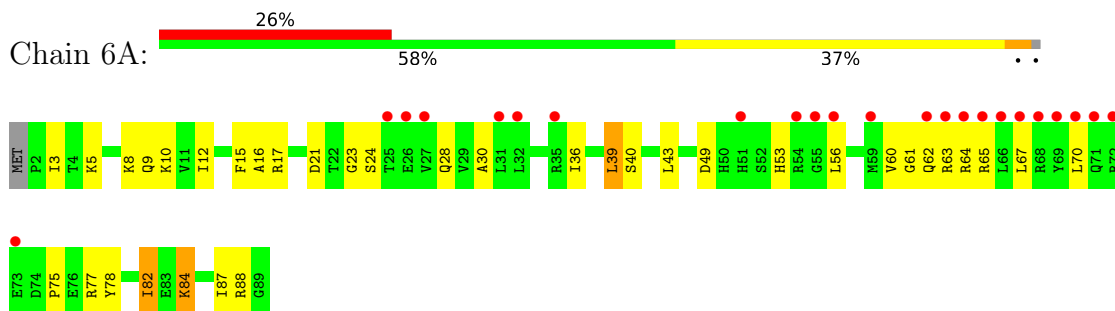
- Molecule 14: 30S ribosomal protein S14 type Z



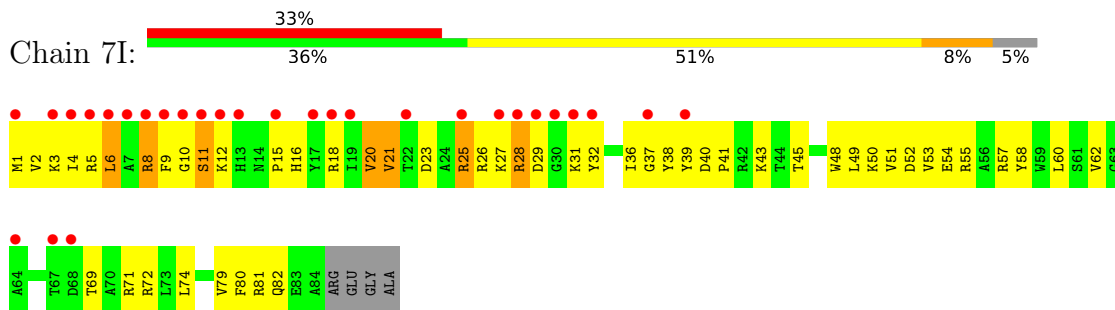
- Molecule 15: 30S ribosomal protein S15



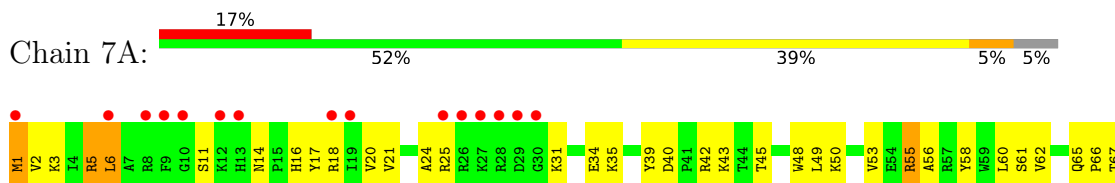
- Molecule 15: 30S ribosomal protein S15



- Molecule 16: 30S ribosomal protein S16

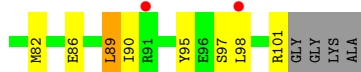
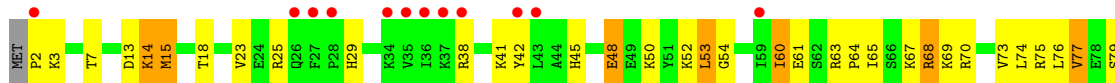


- Molecule 16: 30S ribosomal protein S16

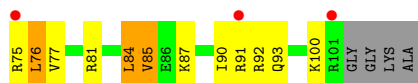




- Molecule 17: 30S ribosomal protein S17



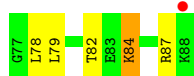
- Molecule 17: 30S ribosomal protein S17



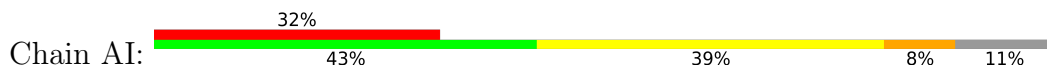
- Molecule 18: 30S ribosomal protein S18

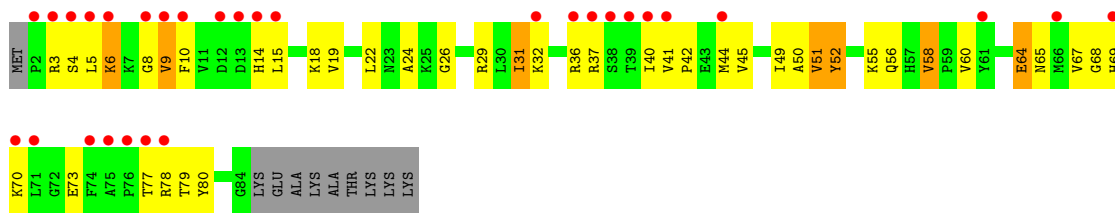


- Molecule 18: 30S ribosomal protein S18

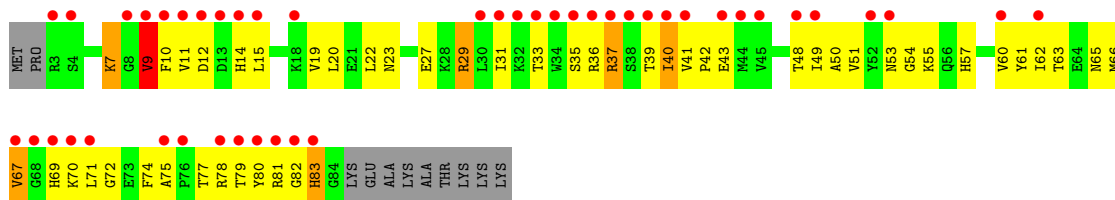


- Molecule 19: 30S ribosomal protein S19

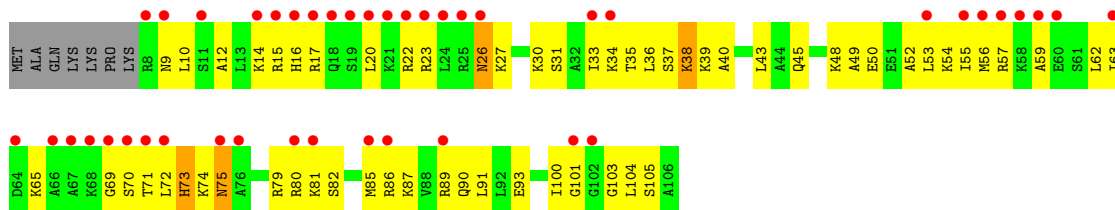




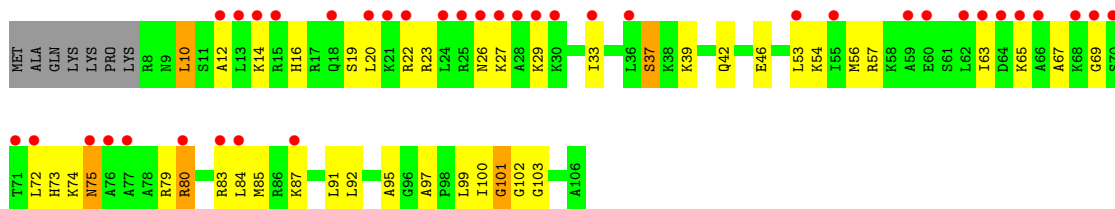
• Molecule 19: 30S ribosomal protein S19



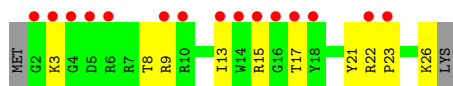
• Molecule 20: 30S ribosomal protein S20



• Molecule 20: 30S ribosomal protein S20



• Molecule 21: 30S ribosomal protein Thx



• Molecule 21: 30S ribosomal protein Thx






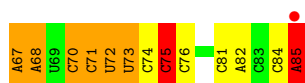
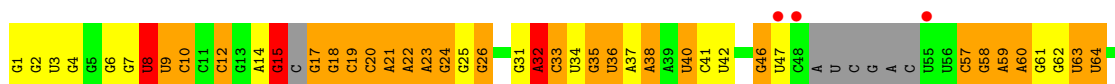
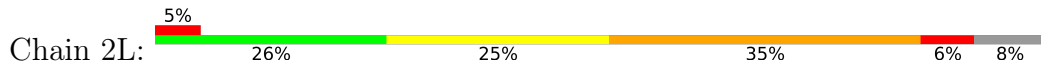
• Molecule 22: tRNA-Tyr




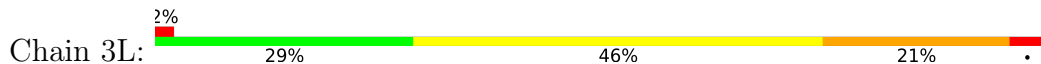
• Molecule 22: tRNA-Tyr



• Molecule 22: tRNA-Tyr

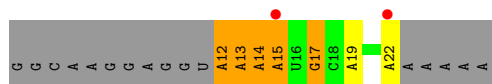


• Molecule 22: tRNA-Tyr



• Molecule 23: mRNA

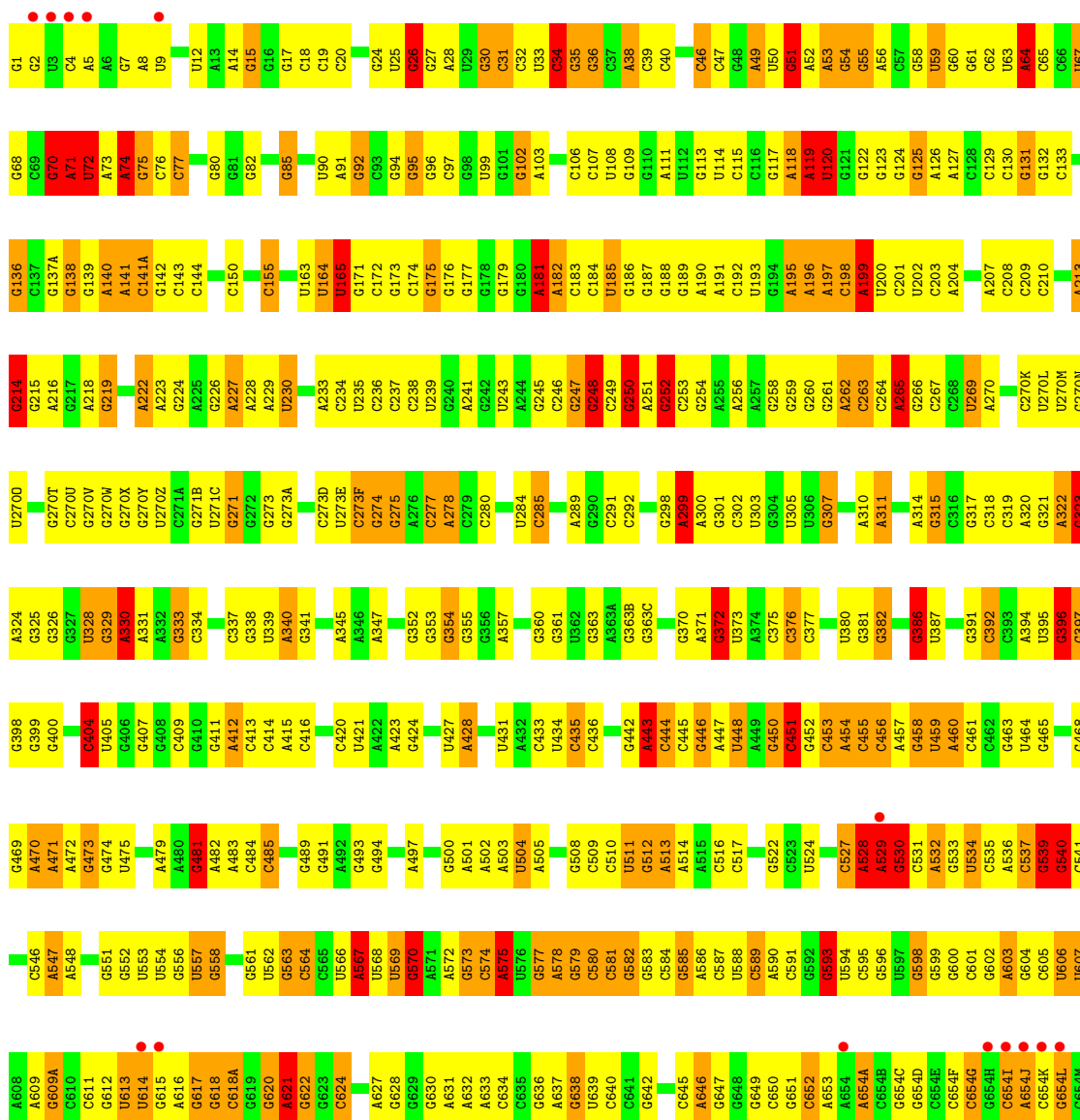




● Molecule 23: mRNA

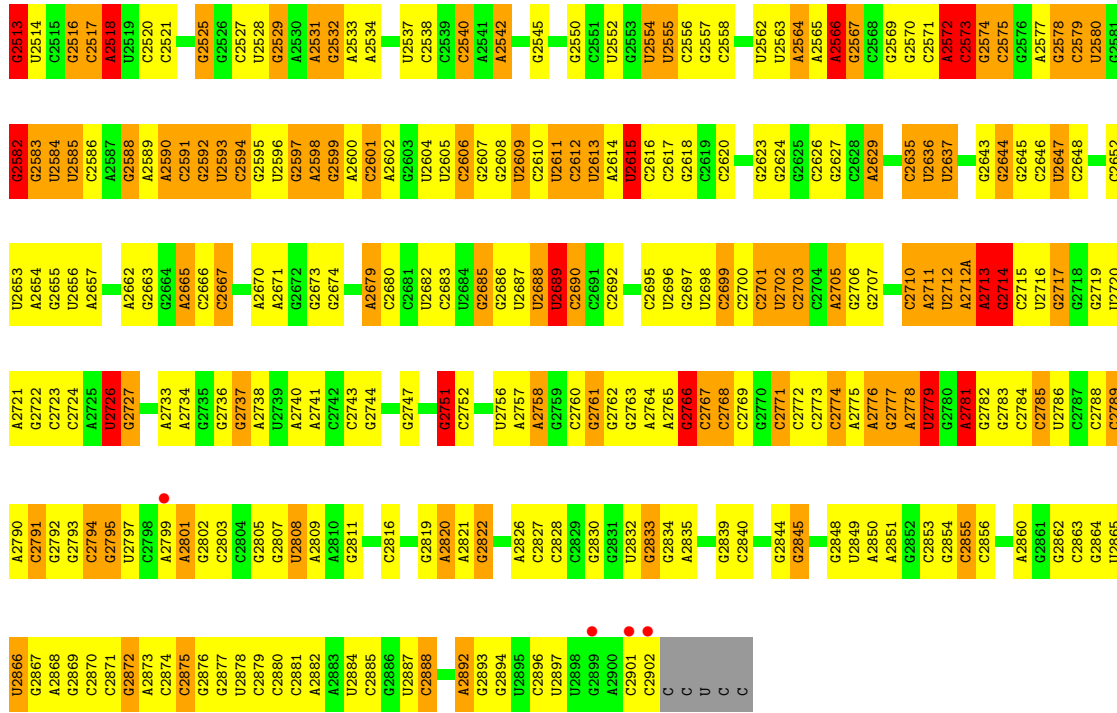


● Molecule 24: 23S ribosomal RNA

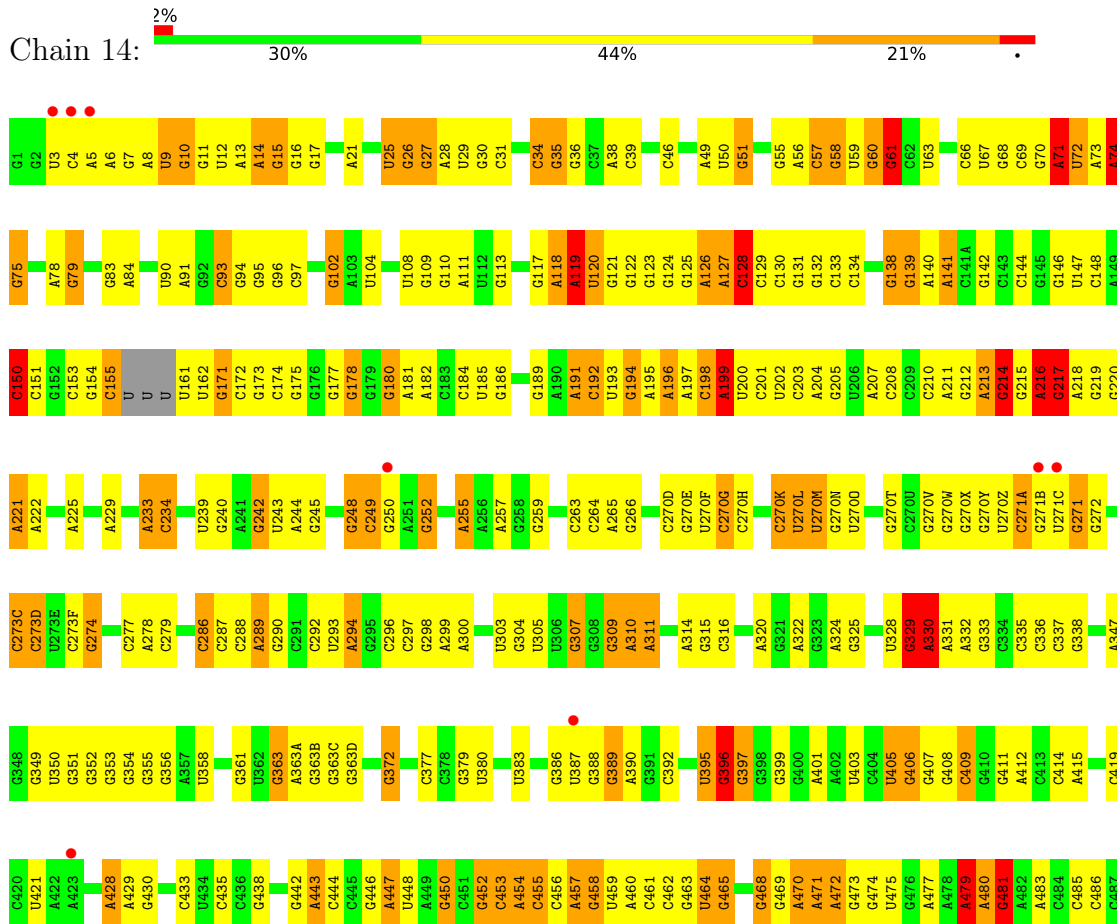


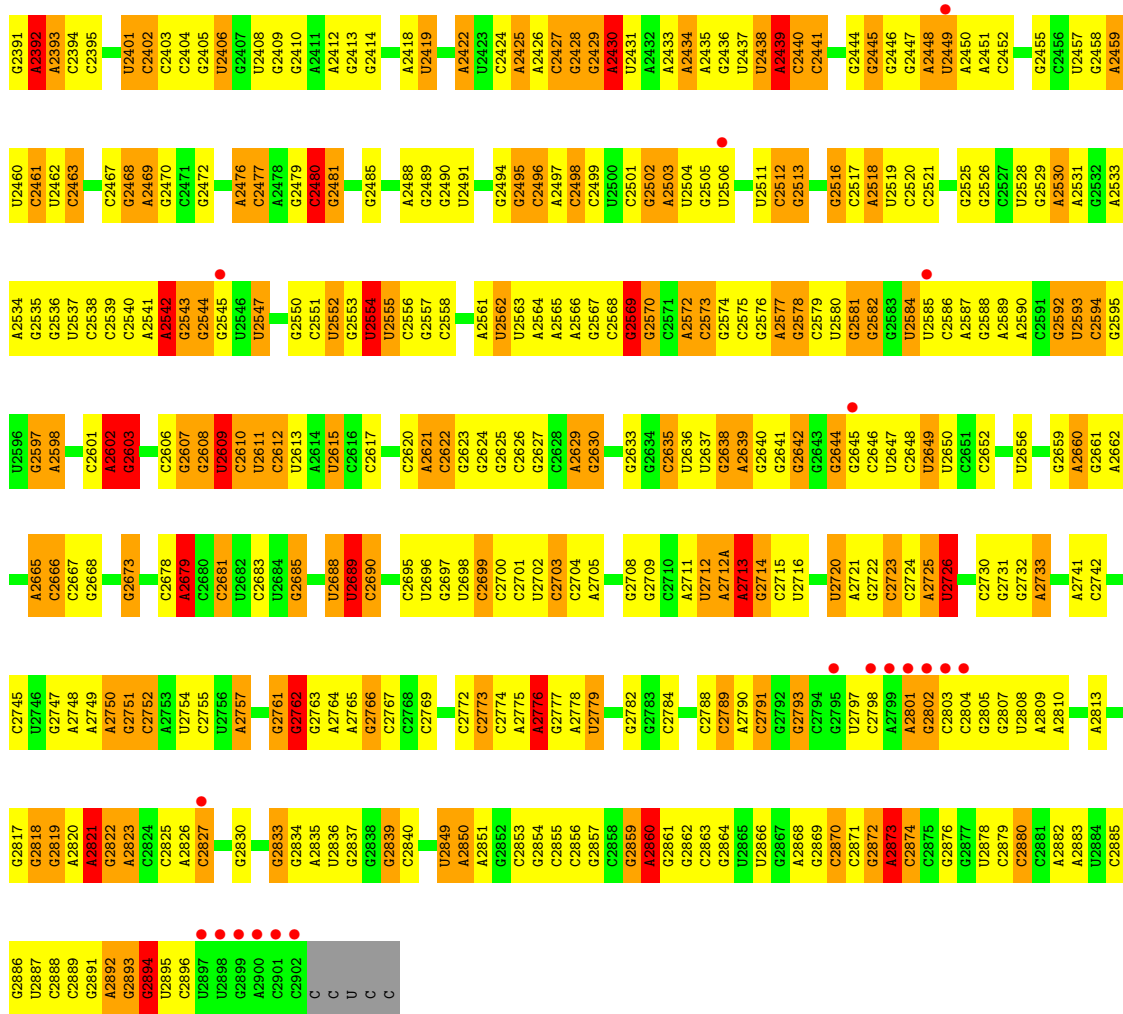
A1486	G1418	G1358	C1230	G1168	C1100	G968	C904	U839	G778	A16	G654N
G1487	A1419	A1359	G1231	G1169	U1101	U969	U905	C840	U779	A716	G654D
G1488	G1420	A1360	G1235	G1170	A1103	G972	G907	A841	G780	C719	G654P
A1490	G1421	G1361	G1236	G1171	A1102	G973	A910	G842	A782	A781	G654Q
G1491	G1422	C1362	A1237	G1172	U1105	G974	A911	G843	A783	A722	G654R
G1492	G1424	G1363	G1238	U1175	G1106	C975A	A912	G844	A784	G723	G654S
C1493	G1425	G1364	G1239	G1176	A1107	G976	U913	G845	A785	G724	A654T
A1494	A1426	A1366	U1240	A1177	G1110	G977	U914	G846	G786	U724	A654V
A1495	A1427	C1305	A1241	C1178	A1111	G978	A917	G848	A787	G725	A655
A1496	C1428	G1368	A1242	C1179	A1045	G979	A918	G849	A788	G726	A656
U1497	G1429	A1369	A1243	G1180	U1113	G980	G919	G850	A789	G727	G656
C1498	C1430	C1370	G1244	C1181	G1047	A980	G920	G851	C790	G728	U657
	U1431	G1371	G1245	A1182	A1048	A881	G921	G852	C791	G729	G658
	C1432	G1372	G1246	G1183	G1051	G982	G922	G853	G792	C730	C659
	U1433	A1373	U1249	G1184	C1052	A983	U922	G854	C731	C732	G660
	A1434	G1374	C1250	C1185	C1053	G987	G923	G855	C733	C734	G662
	G1435	C1375	G1251	C1186	U1054	A988	C924	G856	A734	A735	G663
	G1436	C1376	G1252	A1187	A1055	G989	C925	C857	A736	A737	C664
	C1437	G1377	A1253	U1188	C1121	G990	A926	G858	C737	C738	U667
		A1378	A1254	A1189	G1056	A990	G928	G859	A800	G738	G668
		G1441	U1316	G1190	U1058	C991	G929	U860	G801	G739	G669
		A1379	A1317	G1191	U1059	C992	U930	A861	A670	U740	A670
		G1380	C1318	G1192	G993	G993	G931	G862	C671	G741	C671
		G1381	G1319	A1127	U1060	C994	G932	A863	C672	G742	C672
		G1382	C1258	G1193	U1061	C995	A833	A864	C673	G743	C673
		C1383	G1259	A1128	G1062	A996	G934	A866	G674	G744	G674
		A1384	G1260	C1129	U1063	G997	C935	A867	G675	G745	G675
		G1385	C1261	U1130	G1064	C998	C936	A870	A746	A747	A675
		C1386	A1262	G1131	C1065	U999	G937	U871	A748	A749	A676
		C1387	U1263	U1199	U1066	U999	G938	A872	G748	G749	A677
		G1388	G1264	C1200	A1067	A1000	G939	G873	C749	A750	C678
		G1389	A1265	C1201	G1068	A1001	G940	G874	A751	A752	G680
		U1390	G1266	C1202	U1069	G1002	G941	G875	A753	A754	C683
		C1391	U1267	G1203	A1069	G1003	A941	G876	C755	C756	G684
		A1392	A1268	A1204	U1070	C1004	G942	G877	A757	A758	A685
		A1393	A1269	G1138	G1071	C1005	G943	U878	C759	C760	G686
		U1394	C1140	G1139	G1072	C1006	G944	A878	A761	A762	G688
		A1395	G1270	U1141	G1073	C1007	A945	G879	U763	U764	A689
		U1396	G1271	C1207	A1074	C1008	G946	G880	C765	C766	G695
		C1397	A1272	G1208	G1075	A1009	G947	G881	U628	U629	C697
		C1398	U1273	G1209	C1076	A1010	G948	G882	C829	C830	C698
		C1399	A1274	A1210	C1077	G1011	G949	G883	G831	G770	A699
		G4000	A1275	U1211	U1078	U1012	G950	G884	G832	G771	G700
		G1401	G1276	A1148	C1079	C1013	G951	C885	U833	C772	G702
		C1402	A1277	G1149	U1014	U1014	G952	C886	U834	U773	U703
		C1403	A1278	C1150	U1083	G1017	A953	A887	A824	A774	G704
		C1404	G1279	G1151	A1086	C1018	G954	G888	C925	A775	A705
		U1405	G1280	C1152	A1087	U1019	G955	C889	G830	G776	A706
		G1344	G1281	C1217	G1088	A1020	A957	A890	C926	C777	G707
		C1345	A1282	G1218	U1089	A1021	U958	G891	U827	U767	G696
		C1346	G1283	G1219	G1090	A1022	G959	C892	U828	U768	C697
		G1347	A1284	A1220	U1091	A1023	A959	C893	G830	G769	A699
		G1348	G1285	C1221	G1092	U1024	A960	C894	G831	G770	G700
		G1349	A1286	C1222	C1093	G1025	A895	G895	G832	G771	G701
		A1349	C1287	C1223	U1094	U1026	G962	A896	U833	C772	G702
		U1352	C1290	G1224	U1095	A1027	U963	C897	U834	U773	U703
		A1353	C1291	G1225	A1096	A1028	C964	A899	A835	A774	G704
		A1354	U1292	G1226	U1097	A1029	G965	A900	G836	G775	A705
		A1355	U1293	A1227	U1098	A1029	G966	A901	C837	G776	A706
		G1356	C1294	G1228	U1099	A1029	C967	A902	C838	A777	G713
		U1357	G1295	G1229A	U1167						

U2449	C3388	G2316	G2256	C2183	A1919	C1832	G1769	C1575	G1613	C1551
A2450	U2390	C2317	U2257	G2184	C1920	G1770	G1770	A1876	A1614	A1552
C2451	G2391	G2318	C2185	C2185	U1923	G1771	G1772	A1677	C1615	A1553
A2452	A2392	G2319	G2258	A2054	C1924	G1772	G1773	U1678	A1616	A1554
G2453	A2393	A2320	C2186	G2055	U1927	A1774	A1775	U1679	C1617	A1555
C2454	C2394	G2321	G2187	G2056	A1928	C1775	U1775	G1681	A1618	C1556
G2455	C2395	G2322	G2190	A2057	U1929	U1776	U1777	G1682	G1619	C1557
C2456	G2396	C2323	G2191	A2058	G1929	U1777	U1778	U1683	U1620	A1558
U2457	C2397	C2324	G2192	A2059	U1930	U1778	U1779	U1684	U1621	G1559
G2458	U2398	G2325	G2193	G2060	U1931	U1779	U1780	C1685	G1624	A1562
C2459	C2399	A2326	G2194	A2061	A1932	U1780	A1781	G1686	C1625	A1563
U2461	G2400	A2267	C2195	A2062	G1933	C1781	C1782	G1687	G1626	C1564
U2462	U2401	U2322	G2196	C2063	A1934	C1782	C1782	U1688	U1629	A1565
C2463	C2402	A2268	A2198	C2064	C1934	C1782	C1782	U1689	U1630	A1566
C2464	C2403	G2270	C2199	C2065	A1935	A1783	A1783	A1689	A1669	A1567
C2465	C2404	G2271	C2200	C2066	A1936	A1784	A1784	A1690	A1630A	A1568
C2466	G2405	U2272	A2135	G2067	U1937	A1785	A1785	A1691	G1631	A1569
C2467	U2406	A2273	C2136	U2068	A1938	G1856	G1857	U1692	A1632	A1570
G2468	G2407	A2274	C2137	G2069	U1939	G1857	G1858	U1693	G1633	A1571
A2469	U2408	C2275	C2137	G2070	U1940	G1858	G1859	C1884	G1634	A1572
G2470	G2409	G2276	C2140	G2071	A1941	A1859	A1789	U1695	A1634	A1573
C2471	A2410	A2277	G2141	A2071	C1942	G1863	C1790	G1696	C1635	A1574
G2472	G2411	A2278	U2144	G2072	U1943	U1864	A1791	G1697	C1636	C1575
U2473	A2412	A2279	C2145	C2073	U1944	G1864	G1792	G1698	C1637	C1576
C2474	G2413	G2280	G2146	U2074	U1945	G1865	G1793	A1698	C1638	U1576
G2475	G2414	G2281	C2147	U2075	G1946	C1870	U1794	G1704	U1639	U1577
A2476	G2415	G2282	U2076	U2076	U1946	A1871	U1794	G1705	C1640	U1578
C2477	C2416	G2283	A2077	A2014	G1950	A1871	U1798	U1706	A1641	A1579
A2478	A2417	G2284	A2015	A2015	A1951	A1872	G1799	G1726	G1642	A1580
G2479	A2418	G2285	U2016	U2016	A1952	G1878	A1800	U1727	G1643	A1581
C2480	A2419	A2286	U2017	U2017	A1953	C1879	G1801	G1728	G1644	C1582
G2481	U2419	A2287	G2152	G2083	G1954	C1882	G1802	G1729	G1645	A1583
C2482	C2420	A2288	G2153	C2084	A1955	G1883	A1803	A1729	C1646	A1584
G2483	G2421	A2289	G2154	C2085	A2020	G1884	A1804	U1730	C1647	A1585
A2484	U2422	G2289	G2155	U2086	U1956	C1887	U1805	G1731	A1586	A1586
G2485	U2423	G2290	G2156	G2087	C2021	C1888	C1806	A1732	A1587	A1587
A2486	C2424	C2291	C2157	G2088	G1957	A1889	G1807	G1733	C1588	C1589
A2487	A2425	U2232	A2158	G2094	A1960	U1808	U1808	G1742	U1590	U1590
U2488	A2426	G2233	G2159	C2095	A1961	C1899	A1809	G1743	A1652	A1591
C2489	C2427	G2234	G2160	U2096	C1962	C1899	A1810	A1653	A1654	C1592
G2490	G2428	G2235	C2161	C2097	U1963	G1896	G1811	A1654	C1593	C1593
U2491	A2429	G2236	G2162	U2098	G1964	G1897	A1812	G1748	G1594	G1594
G2495	A2430	G2237	G2163	U2099	A1965	U1898	G1813	A1749	C1656	C1601
C2496	U2431	G2238	G2165	A2031	A1966	G1899	G1814	G1750	C1657	U1602
A2497	A2432	G2239	U2167	G2032	C1967	A1900	A1815	C1751	C1658	A1603
C2498	C2433	A2240	G2168	A2033	A1967	A1900	A1816	C1752	U1659	C1604
A2499	A2434	G2241	A2169	U2034	G1968	A1901	G1816	G1753	C1660	C1605
U2500	A2435	G2242	A2170	G2035	A1969	C1902	G1817	G1754	G1661	G1606
C2501	G2436	U2243	A2171	C2036	U1970	G1903	G1818	A1755	C1662	A1607
G2502	U2437	U2244	A2172	G2037	A1971	A1819	G1819	G1756	C1663	A1608
A2503	U2438	U2245	U2172	C2038	A1972	U1820	U1820	U1756	C1664	A1609
U2504	A2439	G2246	A2173	U2109	G1973	A1821	A1821	U1766	A1664	A1610
C2505	C2440	A2247	C2174	G2110	C1974	G1824	G1824	G1767	A1665	C1611
G2506	C2441	G2248	C2175	C2111	G1975	A1825	A1825	A1762	G1668	C1606
C2507	C2442	C2249	A2176	G2112	U1976	A1826	A1826	G1763	A1669	C1607
G2508	C2443	G2250	A2177	U2113	A1977	C1827	C1827	G1764	C1670	A1608
C2509	G2444	G2251	C2178	A2114	U1978	G1828	G1828	U1765	U1671	A1609
G2445	C2445	G2252	C2179	G2115	C1979	U1915	U1915	G1766	C1672	A1610
C2446	U2446	G2253	U2180	G2116	G1980	A1916	A1916	U1767	U1673	C1611
G2447	G2447	G2254	G2181	G2117	A1981	U1917	U1917	G1768	U1674	C1612
A2448	A2448	G2255	G2182	U2118	C1982	A1918	A1918	U1768	U1674	C1612

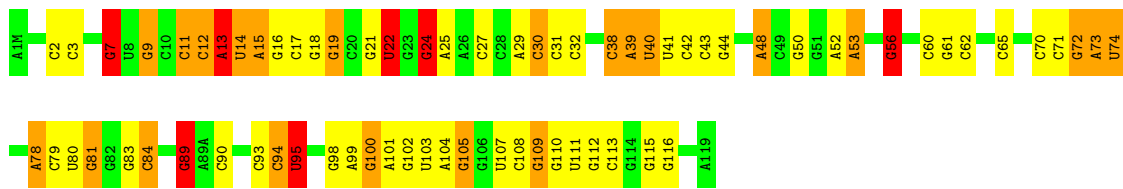


• Molecule 24: 23S ribosomal RNA

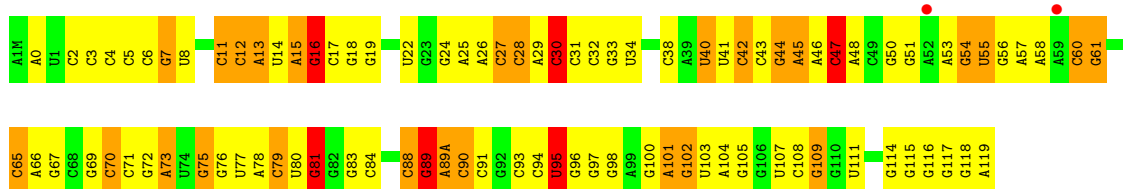





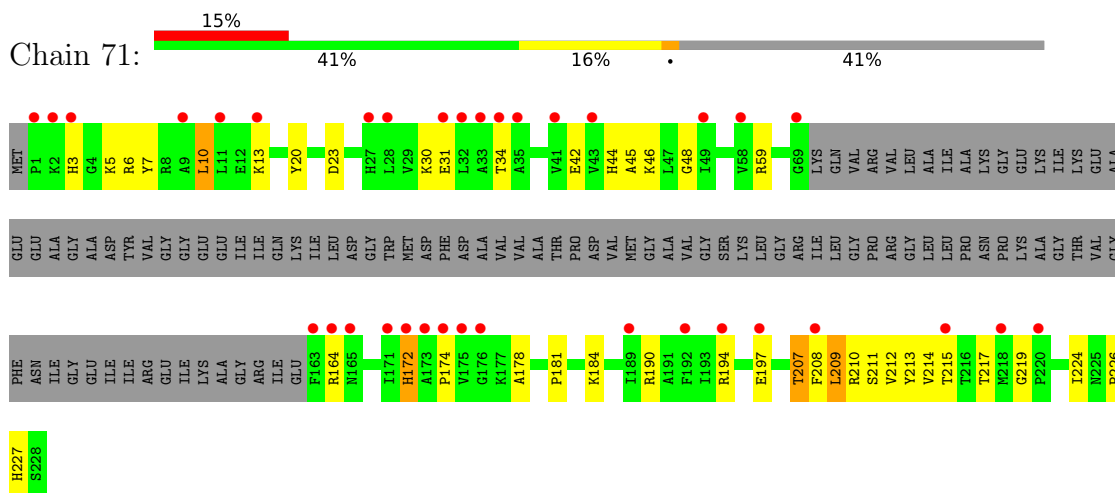
● Molecule 25: 5S ribosomal RNA



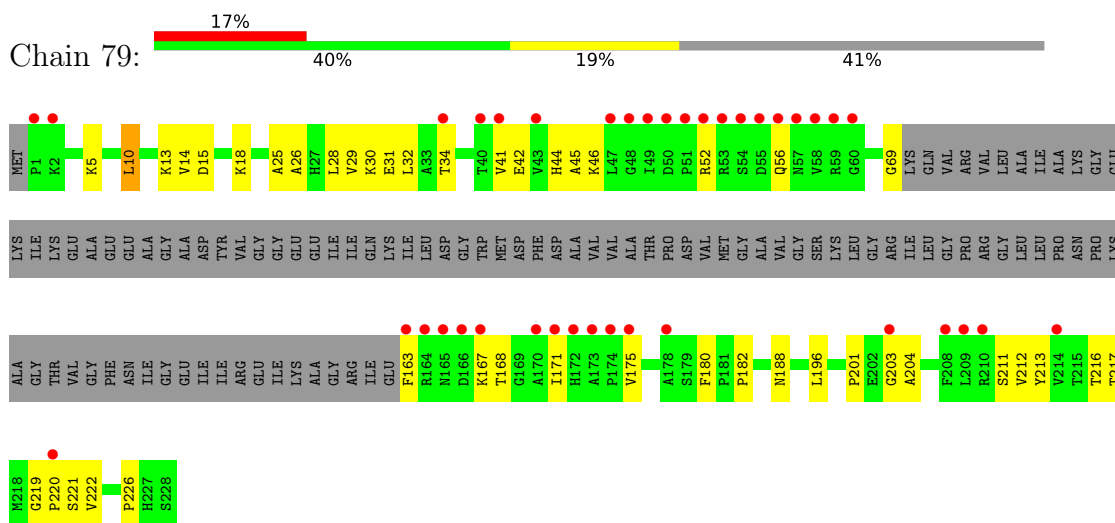
● Molecule 25: 5S ribosomal RNA



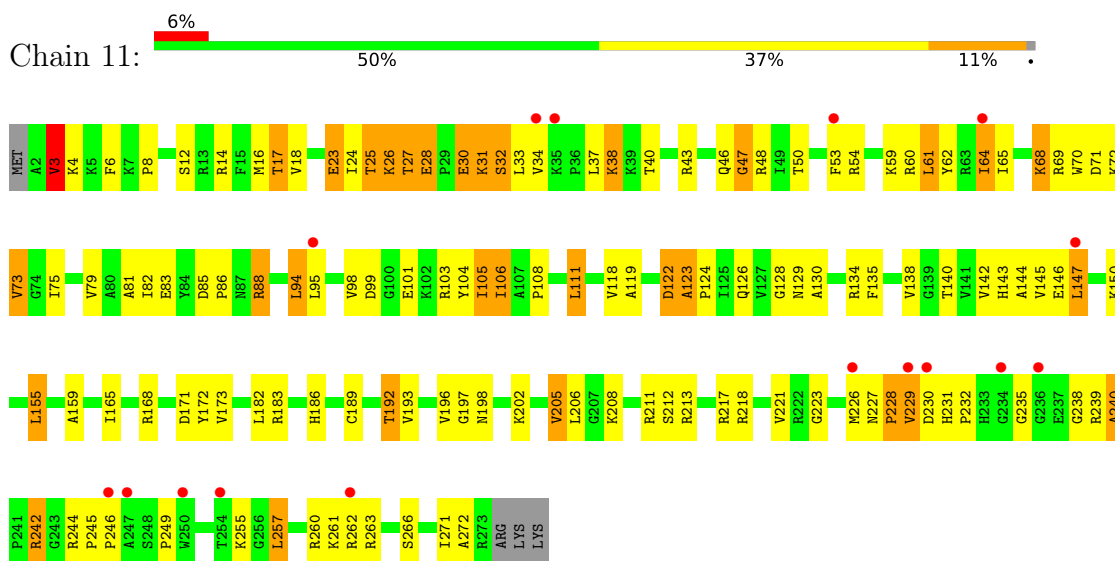
- Molecule 26: 50S ribosomal protein L1



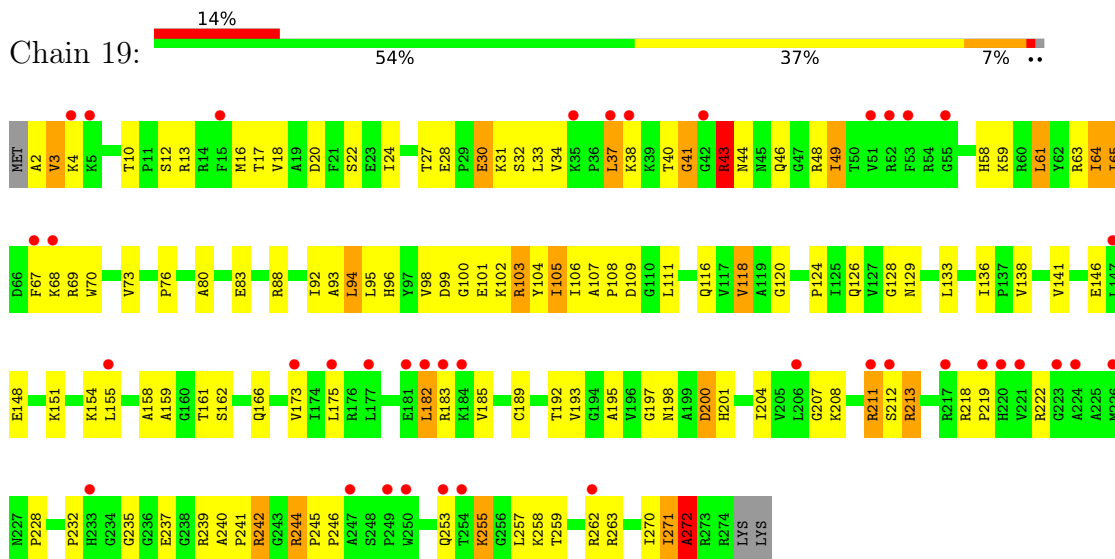
- Molecule 26: 50S ribosomal protein L1



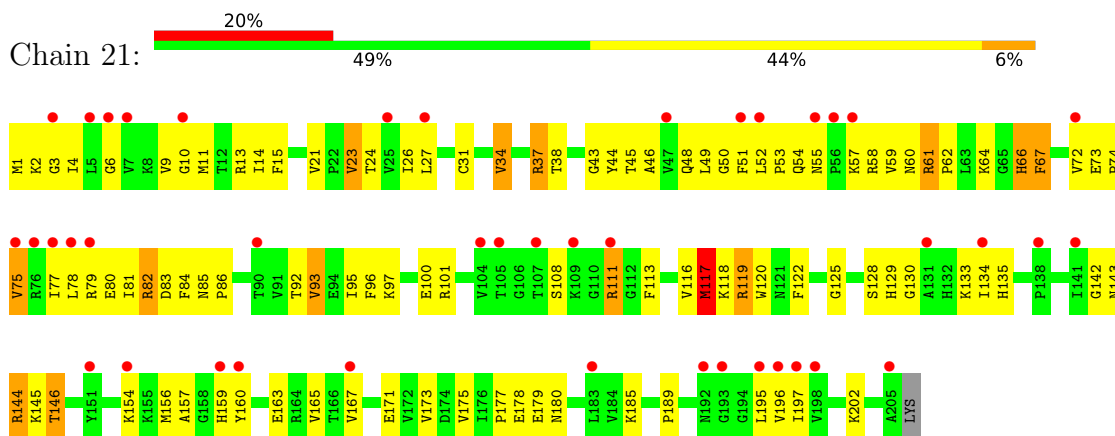
- Molecule 27: 50S ribosomal protein L2



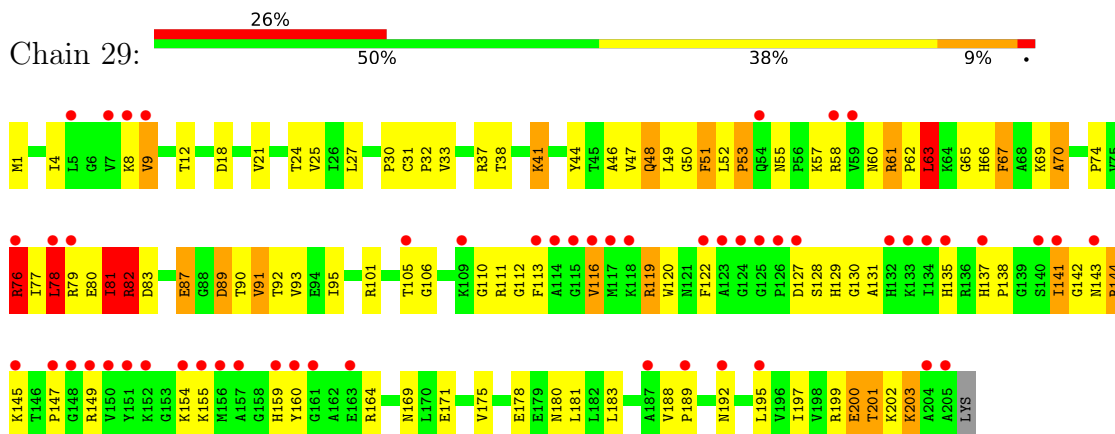
- Molecule 27: 50S ribosomal protein L2



- Molecule 28: 50S ribosomal protein L3

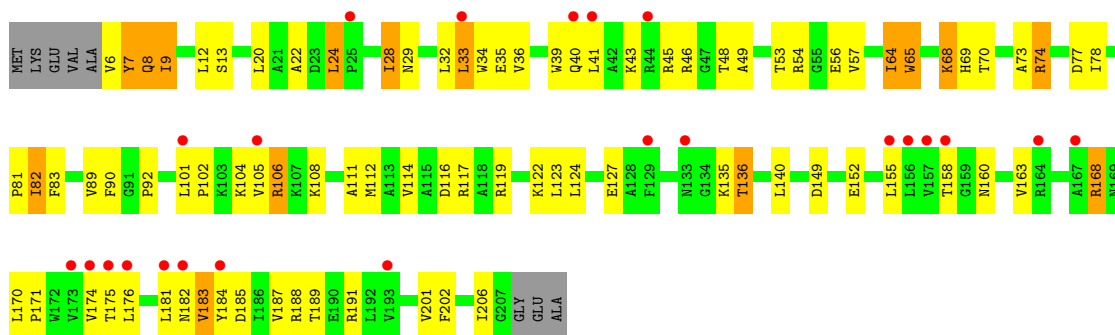


- Molecule 28: 50S ribosomal protein L3

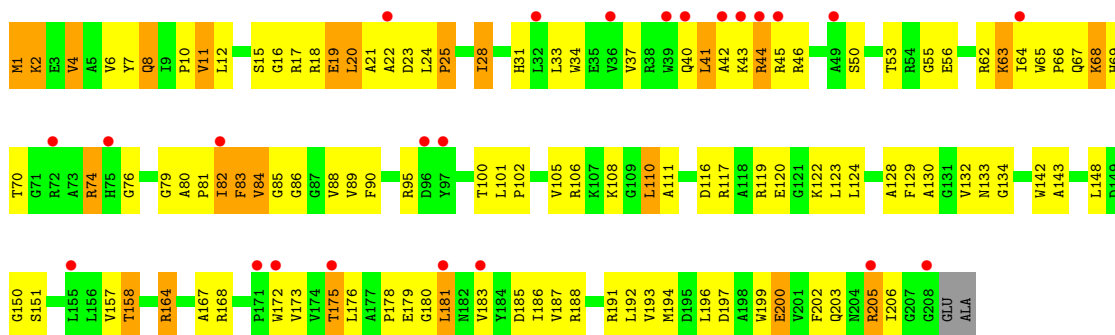
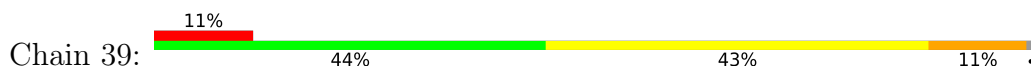


- Molecule 29: 50S ribosomal protein L4

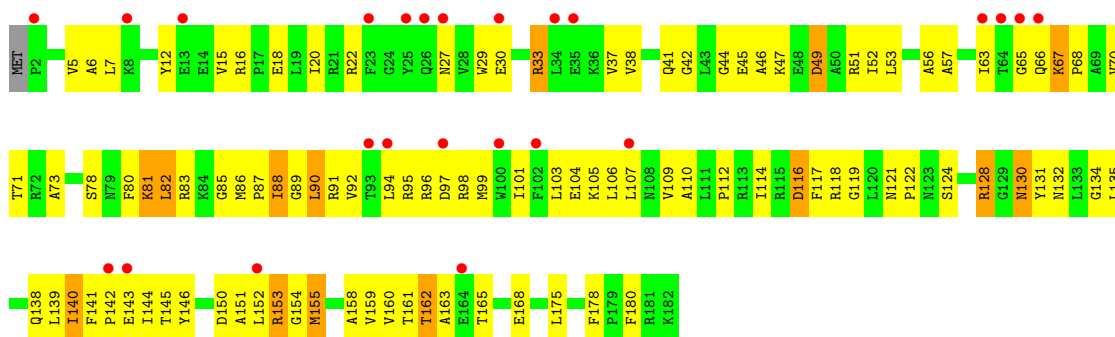




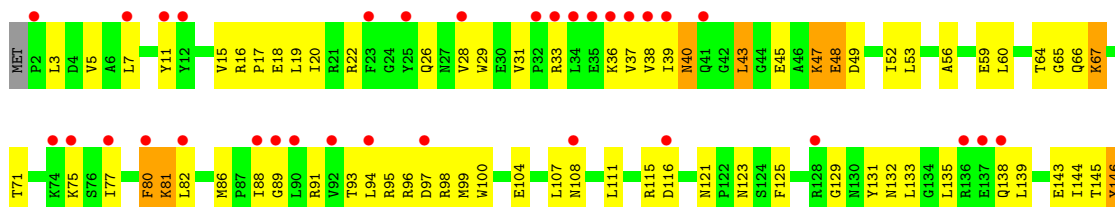
• Molecule 29: 50S ribosomal protein L4

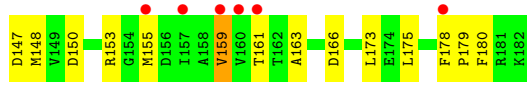


• Molecule 30: 50S ribosomal protein L5



• Molecule 30: 50S ribosomal protein L5

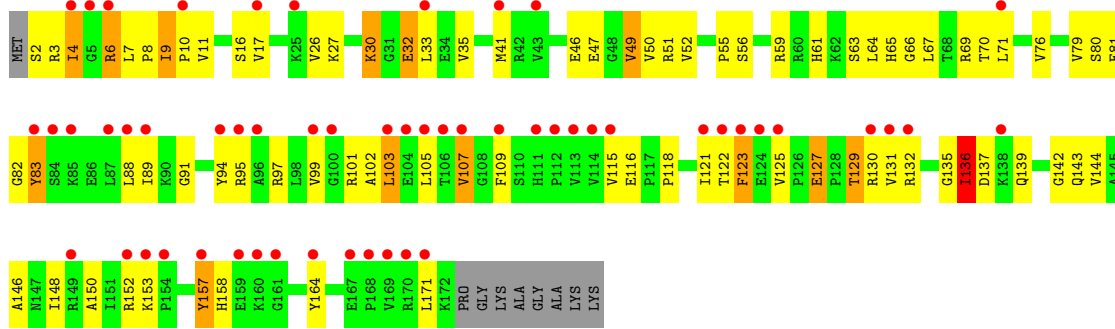




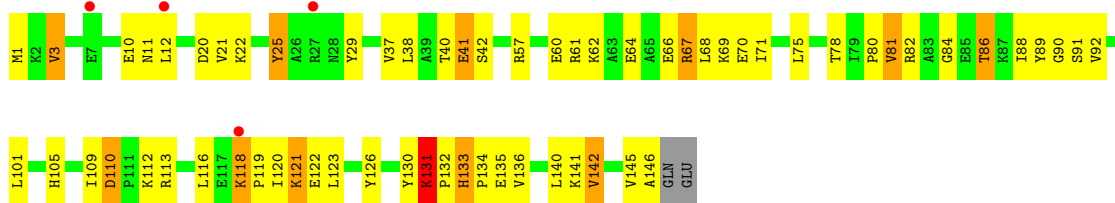
• Molecule 31: 50S ribosomal protein L6



• Molecule 31: 50S ribosomal protein L6



• Molecule 32: 50S ribosomal protein L9

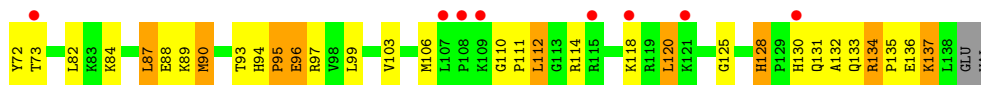


• Molecule 32: 50S ribosomal protein L9

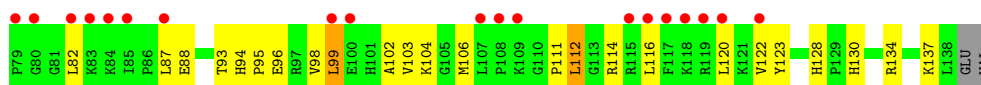
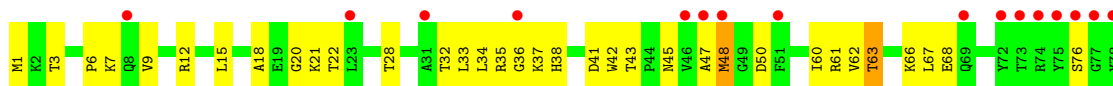




• Molecule 33: 50S ribosomal protein L13



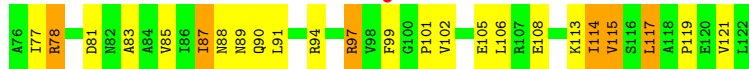
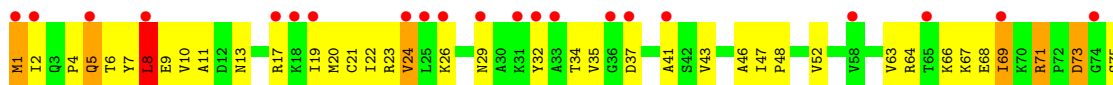
• Molecule 33: 50S ribosomal protein L13



• Molecule 34: 50S ribosomal protein L14

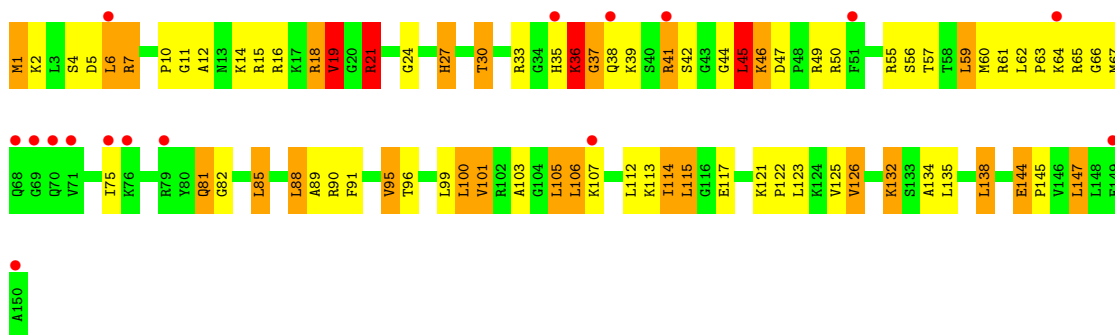


• Molecule 34: 50S ribosomal protein L14

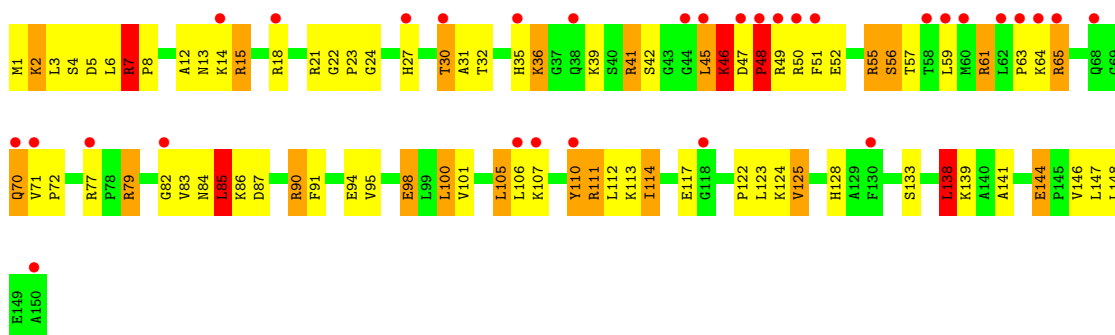


• Molecule 35: 50S ribosomal protein L15

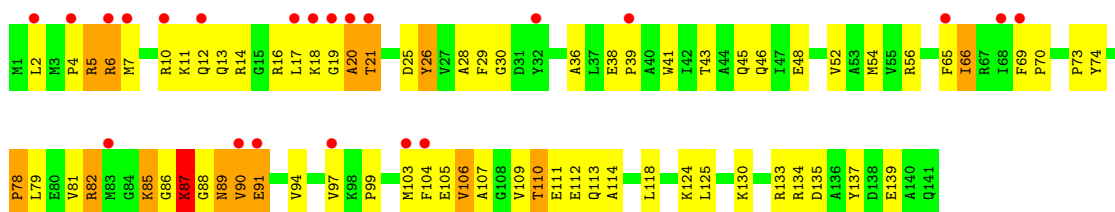




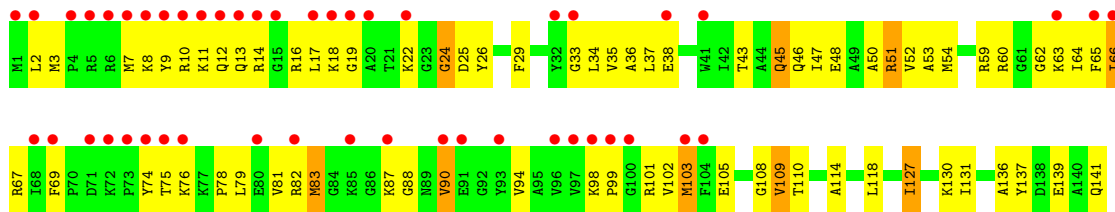
• Molecule 35: 50S ribosomal protein L15



• Molecule 36: 50S ribosomal protein L16

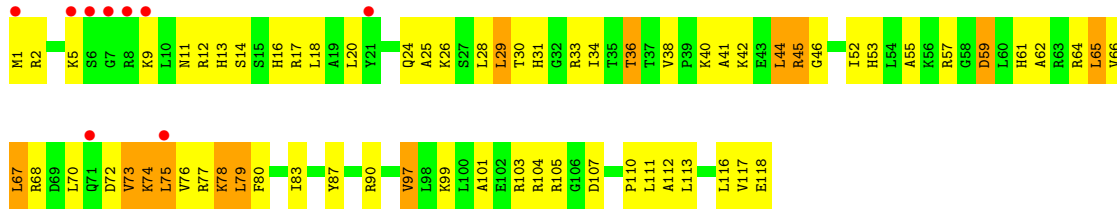


• Molecule 36: 50S ribosomal protein L16

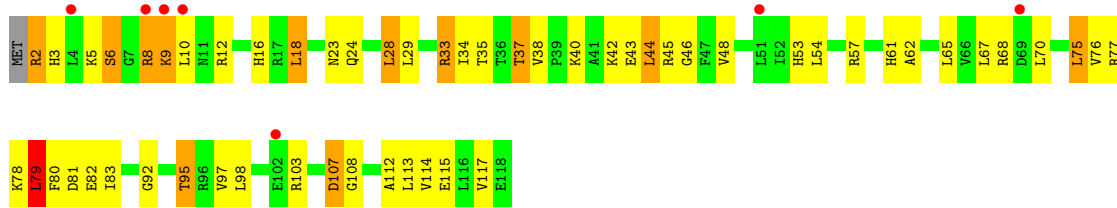


• Molecule 37: 50S ribosomal protein L17

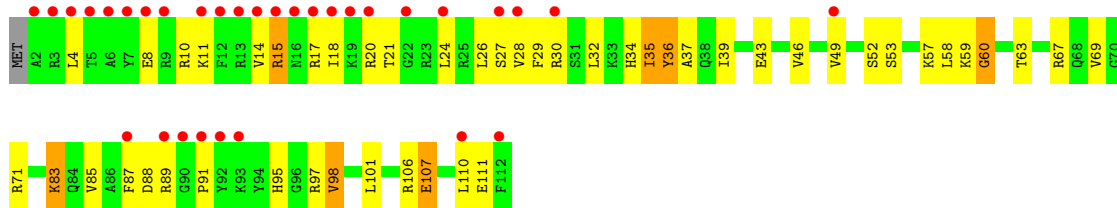




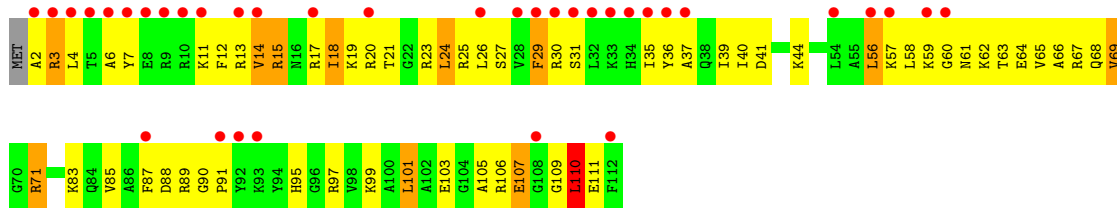
• Molecule 37: 50S ribosomal protein L17



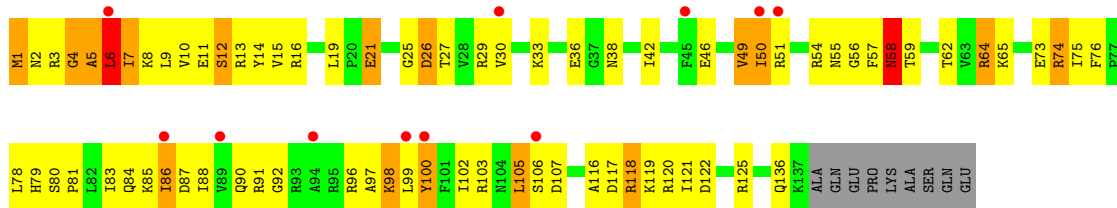
• Molecule 38: 50S ribosomal protein L18



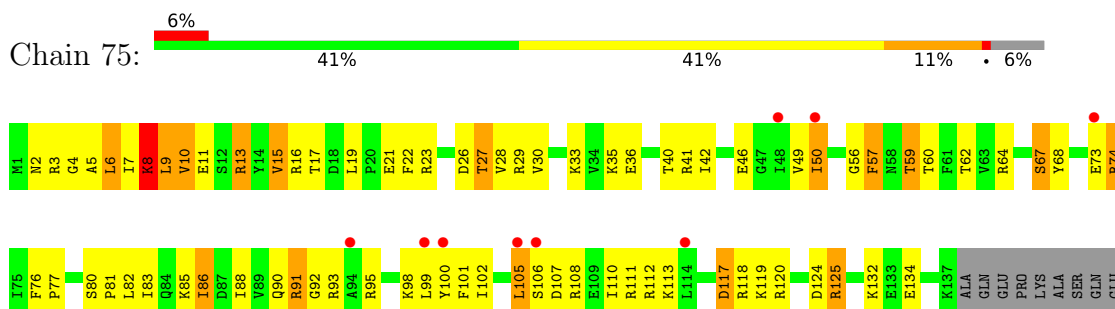
• Molecule 38: 50S ribosomal protein L18



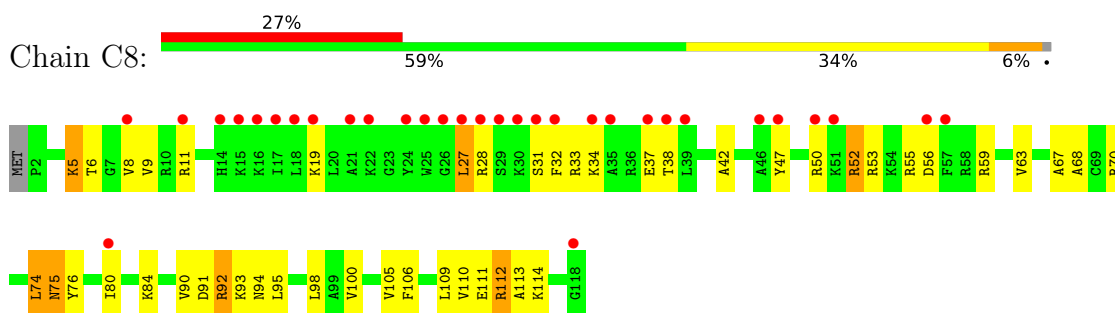
• Molecule 39: 50S ribosomal protein L19



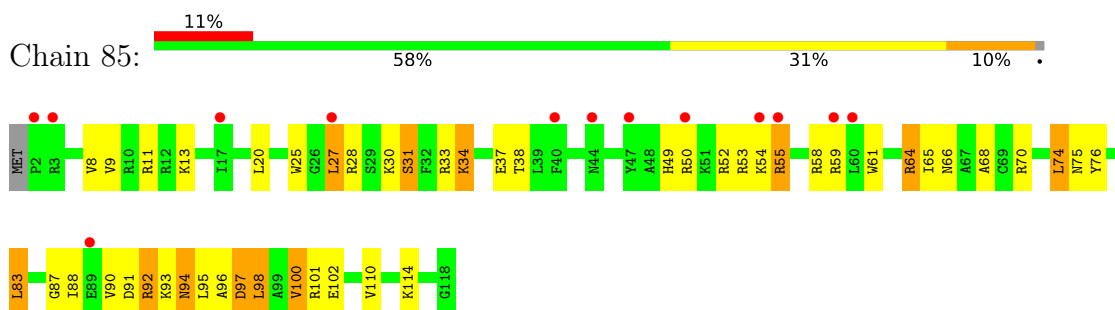
- Molecule 39: 50S ribosomal protein L19



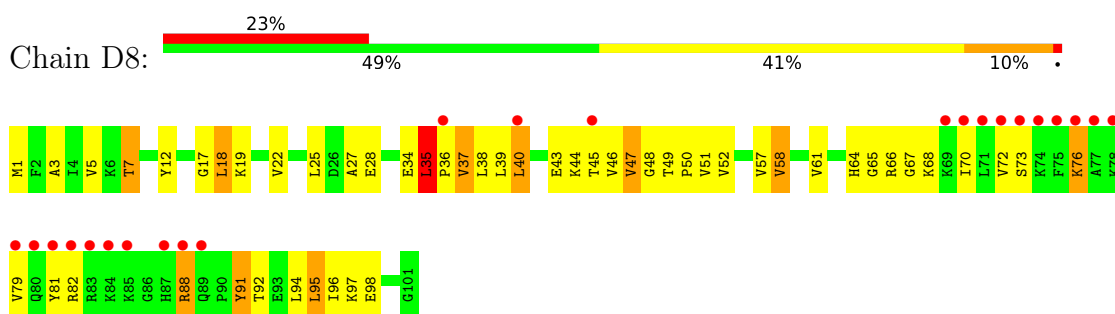
- Molecule 40: 50S ribosomal protein L20



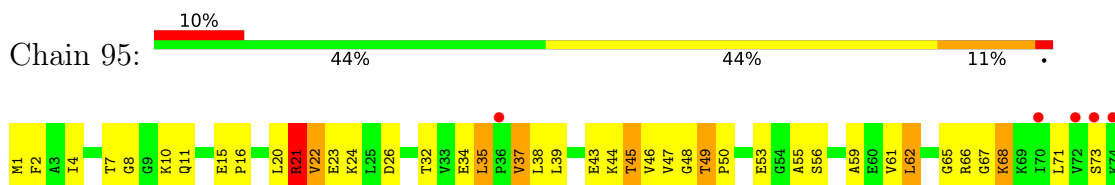
- Molecule 40: 50S ribosomal protein L20



- Molecule 41: 50S ribosomal protein L21

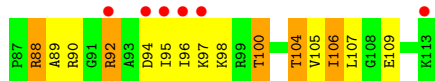
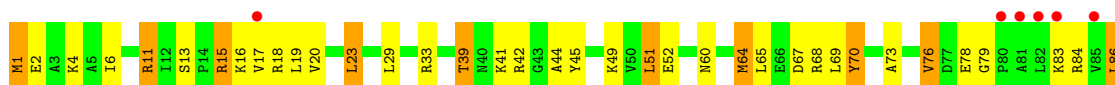


- Molecule 41: 50S ribosomal protein L21

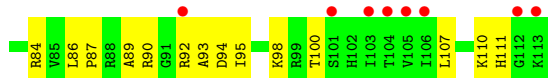
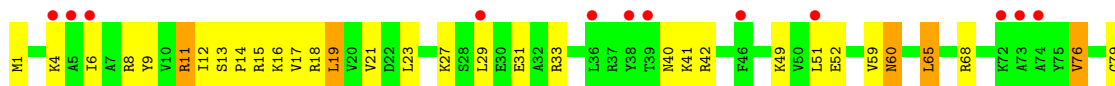




- Molecule 42: 50S ribosomal protein L22



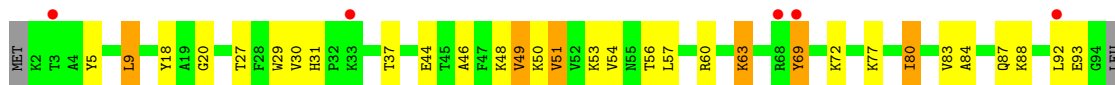
- Molecule 42: 50S ribosomal protein L22



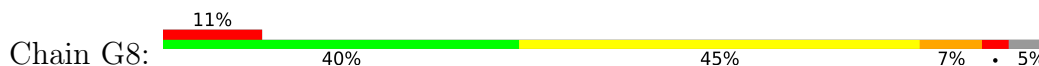
- Molecule 43: 50S ribosomal protein L23

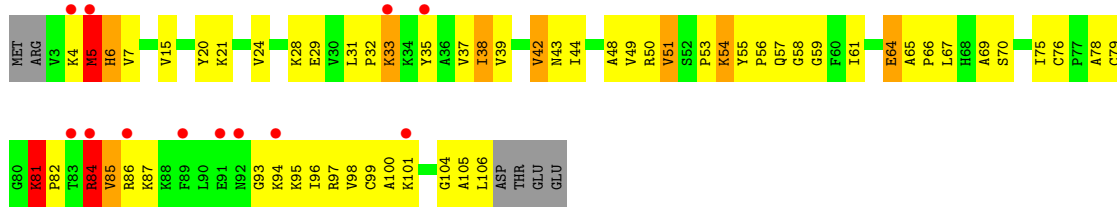


- Molecule 43: 50S ribosomal protein L23

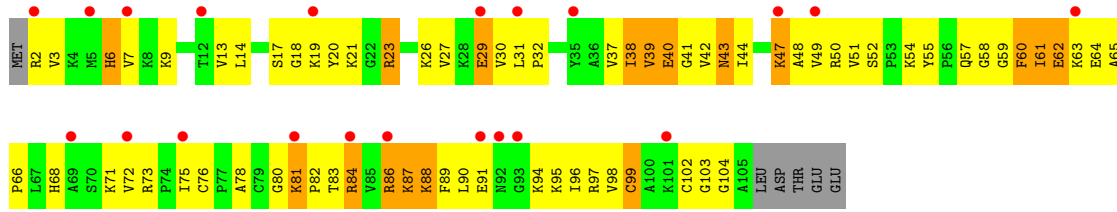


- Molecule 44: 50S ribosomal protein L24

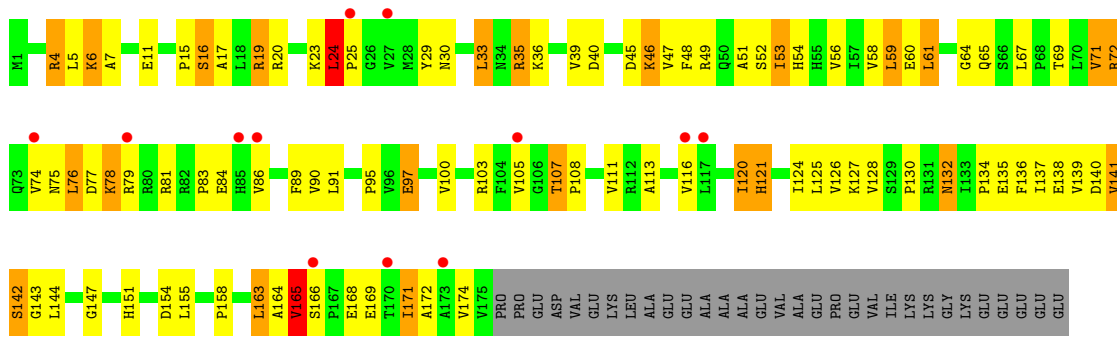




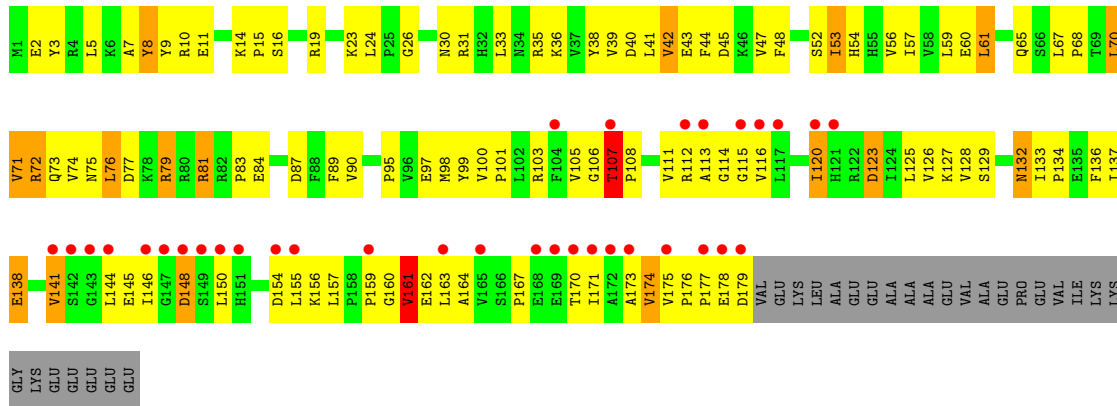
• Molecule 44: 50S ribosomal protein L24



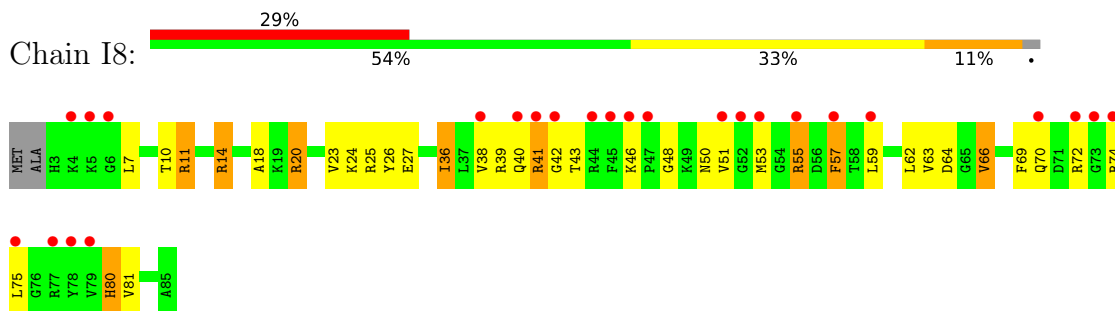
• Molecule 45: 50S ribosomal protein L25



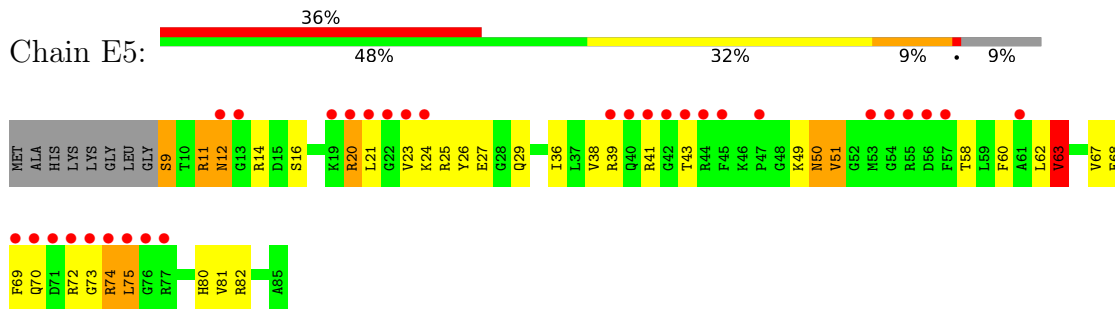
• Molecule 45: 50S ribosomal protein L25



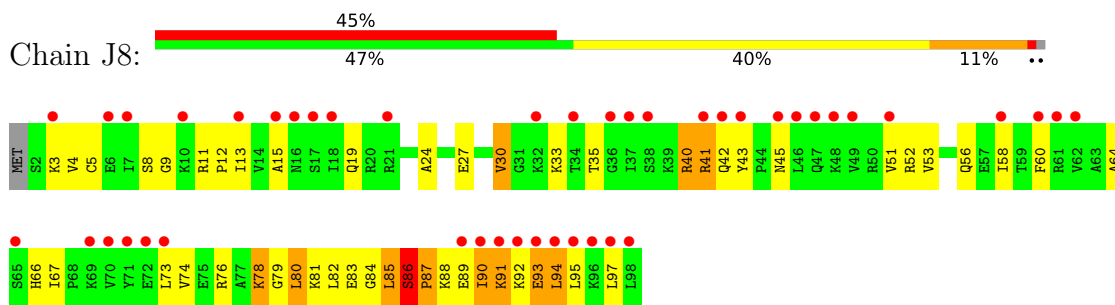
• Molecule 46: 50S ribosomal protein L27



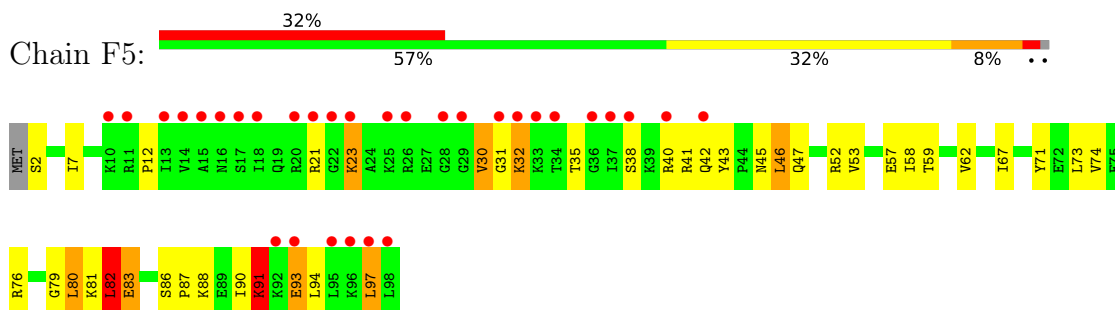
• Molecule 46: 50S ribosomal protein L27




• Molecule 47: 50S ribosomal protein L28



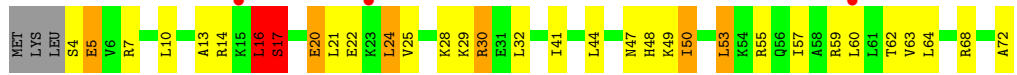
• Molecule 47: 50S ribosomal protein L28



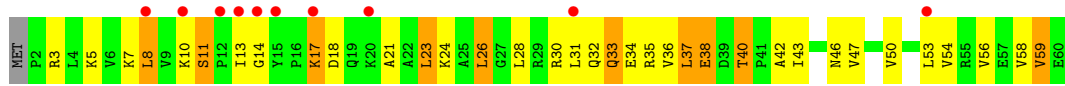
• Molecule 48: 50S ribosomal protein L29



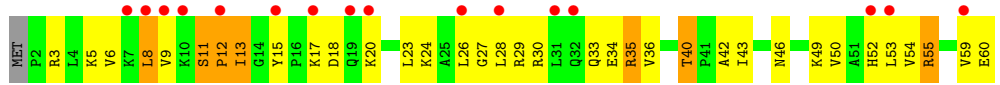
• Molecule 48: 50S ribosomal protein L29



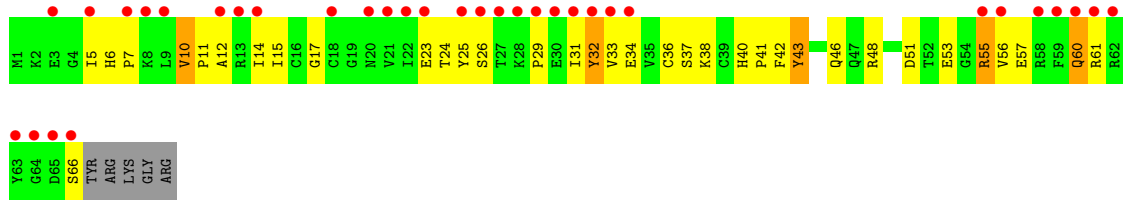
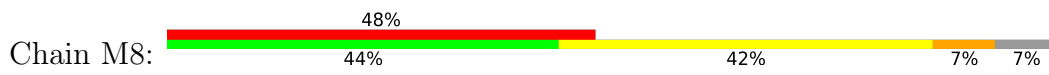
• Molecule 49: 50S ribosomal protein L30



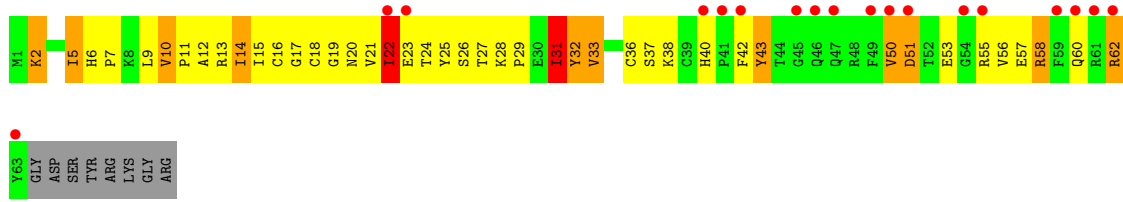
• Molecule 49: 50S ribosomal protein L30



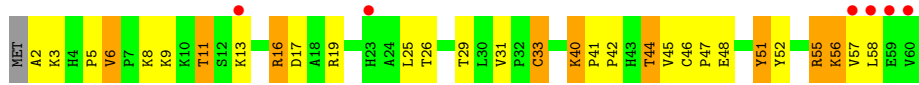
• Molecule 50: 50S ribosomal protein L31



• Molecule 50: 50S ribosomal protein L31



• Molecule 51: 50S ribosomal protein L32



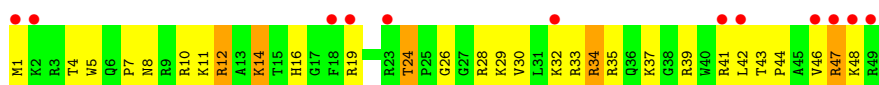
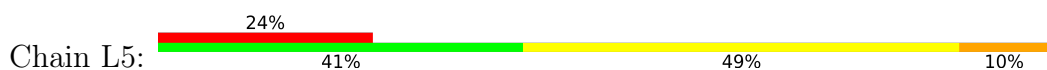
• Molecule 51: 50S ribosomal protein L32



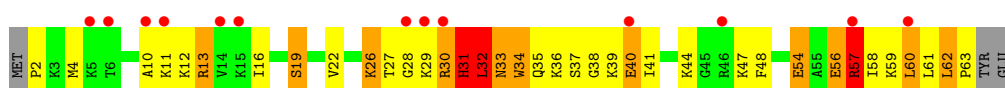
- Molecule 52: 50S ribosomal protein L34



- Molecule 52: 50S ribosomal protein L34



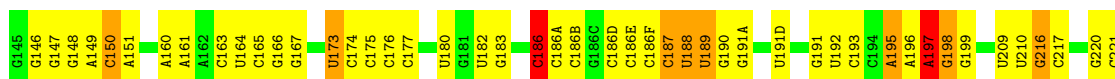
- Molecule 53: 50S ribosomal protein L35

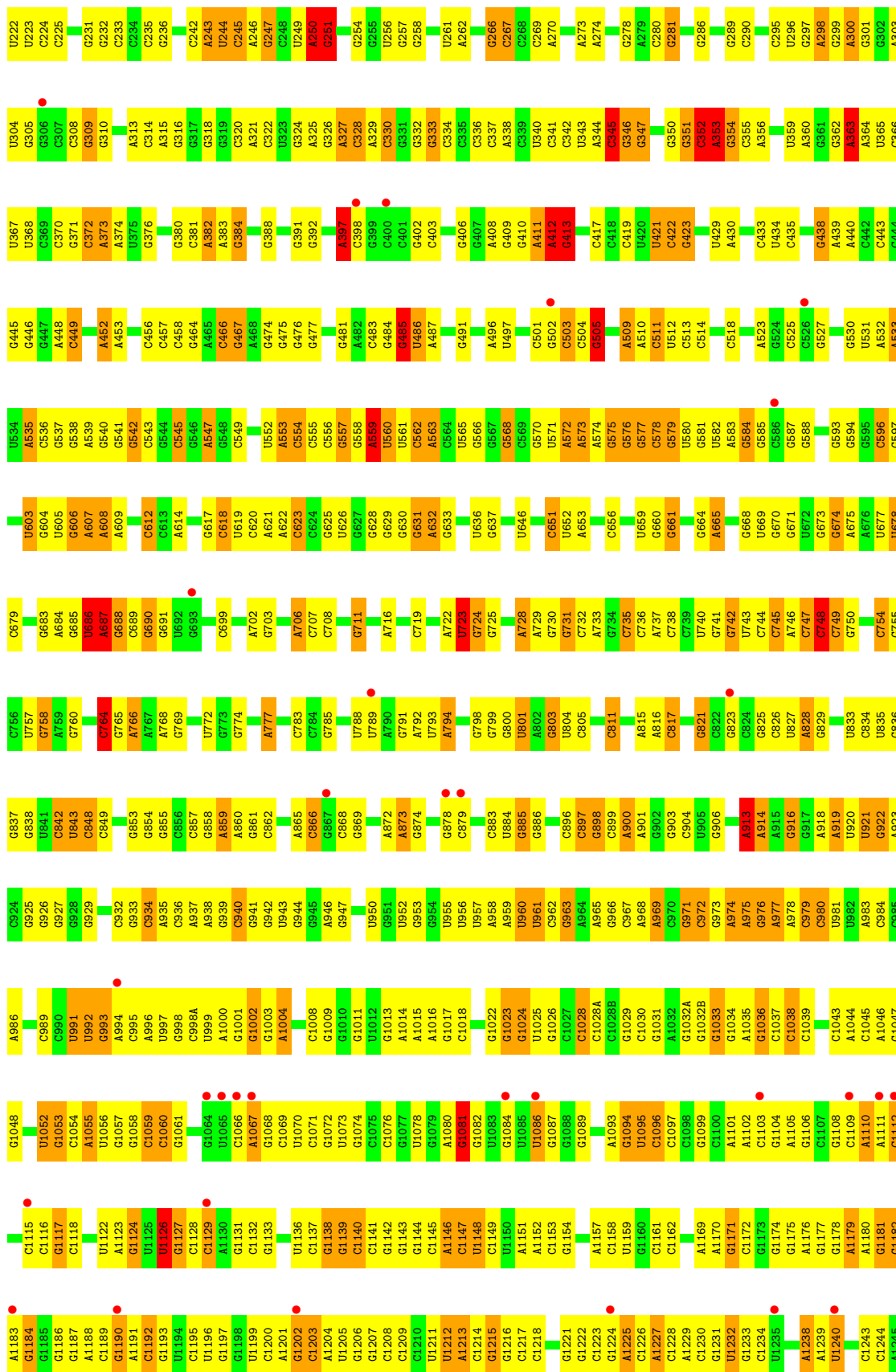


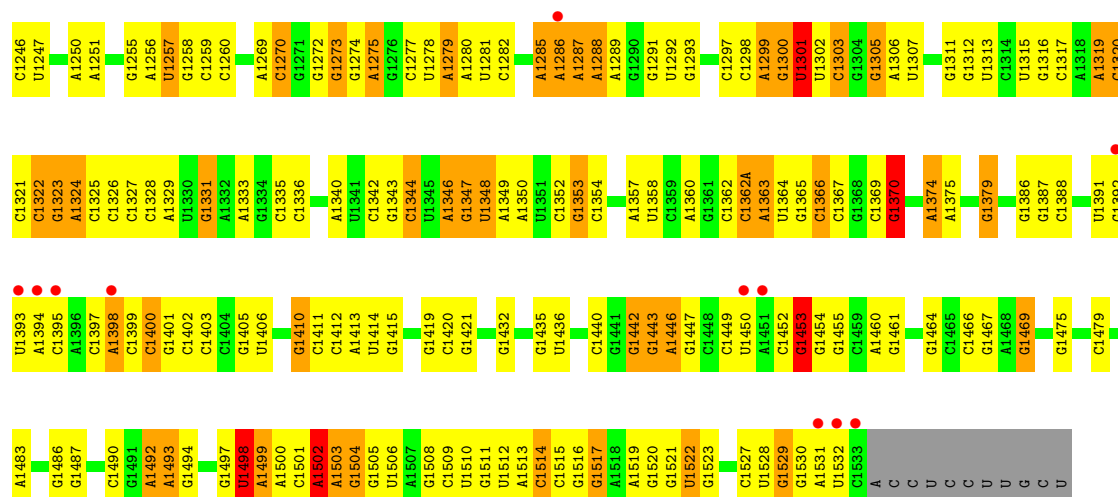
- Molecule 53: 50S ribosomal protein L35



- Molecule 54: 16S ribosomal RNA







4 Data and refinement statistics

Property	Value	Source
Space group	P 21 21 21	Depositor
Cell constants a, b, c, α , β , γ	210.00Å 451.50Å 616.70Å 90.00° 90.00° 90.00°	Depositor
Resolution (Å)	198.79 – 3.20 254.63 – 3.20	Depositor EDS
% Data completeness (in resolution range)	100.0 (198.79-3.20) 92.9 (254.63-3.20)	Depositor EDS
R_{merge}	0.37	Depositor
R_{sym}	(Not available)	Depositor
$\langle I/\sigma(I) \rangle$ ¹	0.96 (at 3.19Å)	Xtrriage
Refinement program	PHENIX	Depositor
R, R_{free}	0.188 , 0.238 0.188 , 0.239	Depositor DCC
R_{free} test set	2000 reflections (0.21%)	wwPDB-VP
Wilson B-factor (Å ²)	99.4	Xtrriage
Anisotropy	0.200	Xtrriage
Bulk solvent k_{sol} (e/Å ³), B_{sol} (Å ²)	0.26 , 83.7	EDS
L-test for twinning ²	$\langle L \rangle = 0.44$, $\langle L^2 \rangle = 0.27$	Xtrriage
Estimated twinning fraction	No twinning to report.	Xtrriage
F_o, F_c correlation	0.89	EDS
Total number of atoms	299678	wwPDB-VP
Average B, all atoms (Å ²)	126.0	wwPDB-VP

Xtrriage's analysis on translational NCS is as follows: *The largest off-origin peak in the Patterson function is 1.46% of the height of the origin peak. No significant pseudotranslation is detected.*

¹Intensities estimated from amplitudes.

²Theoretical values of $\langle |L| \rangle$, $\langle L^2 \rangle$ for acentric reflections are 0.5, 0.333 respectively for untwinned datasets, and 0.375, 0.2 for perfectly twinned datasets.

5 Model quality i

5.1 Standard geometry i

Bond lengths and bond angles in the following residue types are not validated in this section: 5MU, MG, ZN, PSU, QUO, MIA, 4SU, OMG

The Z score for a bond length (or angle) is the number of standard deviations the observed value is removed from the expected value. A bond length (or angle) with $|Z| > 5$ is considered an outlier worth inspection. RMSZ is the root-mean-square of all Z scores of the bond lengths (or angles).

Mol	Chain	Bond lengths		Bond angles	
		RMSZ	# Z >5	RMSZ	# Z >5
1	13	0.73	3/36195 (0.0%)	1.37	334/56491 (0.6%)
2	12	0.38	0/1959	0.63	1/2642 (0.0%)
2	1E	0.42	0/1959	0.65	2/2642 (0.1%)
3	22	0.43	0/1636	0.62	0/2205
3	2E	0.45	0/1629	0.62	0/2195
4	32	0.52	0/1732	0.74	1/2318 (0.0%)
4	3E	0.58	1/1732 (0.1%)	0.74	1/2318 (0.0%)
5	42	0.53	0/1171	0.72	0/1576
5	4E	0.52	0/1171	0.71	0/1576
6	52	0.54	0/855	0.74	2/1154 (0.2%)
6	5E	0.56	0/855	0.70	1/1154 (0.1%)
7	62	0.45	0/1275	0.59	0/1709
7	6E	0.44	0/1275	0.60	0/1709
8	72	0.48	0/1135	0.68	0/1527
8	7E	0.49	0/1135	0.71	0/1527
9	82	0.45	0/1017	0.62	0/1365
9	8E	0.43	0/1028	0.61	1/1379 (0.1%)
10	1A	0.39	0/814	0.60	0/1095
10	1I	0.41	0/814	0.60	0/1095
11	2A	0.50	0/899	0.66	0/1213
11	2I	0.54	0/879	0.69	0/1187
12	3A	0.60	0/991	0.81	0/1327
12	3I	0.63	0/991	0.83	0/1327
13	4A	0.35	0/943	0.60	0/1265
13	4I	0.38	0/938	0.62	0/1258
14	5A	0.47	0/500	0.65	0/664
14	5I	0.62	2/500 (0.4%)	0.67	0/664
15	6A	0.53	0/744	0.64	0/992
15	6I	0.53	0/744	0.74	0/992
16	7A	0.54	0/721	0.73	0/970
16	7I	0.47	0/721	0.71	0/970
17	8A	0.54	0/847	0.71	0/1131

Mol	Chain	Bond lengths		Bond angles	
		RMSZ	# Z >5	RMSZ	# Z >5
17	8I	0.53	0/847	0.66	0/1131
18	9A	0.50	0/595	0.68	1/790 (0.1%)
18	9I	0.51	0/595	0.68	0/790
19	AA	0.39	0/658	0.70	0/888
19	AI	0.38	0/680	0.67	0/915
20	BA	0.52	0/764	0.76	1/1007 (0.1%)
20	BI	0.42	0/764	0.70	0/1007
21	1B	0.41	0/221	0.56	0/288
21	1F	0.41	0/221	0.59	0/288
22	2K	0.72	0/1784	1.40	18/2771 (0.6%)
22	2L	0.68	0/1686	1.32	12/2618 (0.5%)
22	3K	0.46	0/1851	1.01	3/2877 (0.1%)
22	3L	0.47	0/1851	1.07	5/2877 (0.2%)
23	4K	0.92	1/269 (0.4%)	1.43	8/417 (1.9%)
23	4L	0.81	0/144	1.51	4/222 (1.8%)
24	14	0.99	89/70192 (0.1%)	1.66	1744/109580 (1.6%)
24	1H	1.08	133/70258 (0.2%)	1.78	2275/109682 (2.1%)
25	16	0.81	0/2928	1.50	41/4568 (0.9%)
25	1J	0.77	0/2928	1.47	35/4568 (0.8%)
26	71	0.29	0/1072	0.48	0/1447
26	79	0.29	0/1072	0.48	0/1447
27	11	0.83	0/2165	1.01	6/2919 (0.2%)
27	19	0.79	2/2170 (0.1%)	0.94	4/2926 (0.1%)
28	21	0.71	0/1601	0.89	1/2160 (0.0%)
28	29	0.69	0/1601	0.93	3/2160 (0.1%)
29	31	0.78	1/1620 (0.1%)	0.91	1/2194 (0.0%)
29	39	0.67	0/1662	0.87	0/2249
30	41	0.44	0/1498	0.65	1/2016 (0.0%)
30	49	0.40	0/1498	0.63	0/2016
31	51	0.60	0/1362	0.86	2/1841 (0.1%)
31	59	0.39	0/1337	0.68	0/1809
32	61	0.53	0/1151	0.78	3/1558 (0.2%)
32	69	0.51	0/1151	0.72	1/1558 (0.1%)
33	15	0.55	0/1131	0.73	0/1525
33	58	0.63	0/1131	0.82	1/1525 (0.1%)
34	25	0.74	0/942	0.82	1/1269 (0.1%)
34	68	0.70	0/942	0.79	0/1269
35	35	0.61	0/1161	0.92	2/1544 (0.1%)
35	78	0.73	0/1161	1.07	3/1544 (0.2%)
36	45	0.63	0/1142	0.88	1/1527 (0.1%)
36	88	0.78	2/1142 (0.2%)	0.97	3/1527 (0.2%)
37	55	0.73	0/973	0.99	2/1302 (0.2%)
37	98	0.61	0/981	0.82	0/1312

Mol	Chain	Bond lengths		Bond angles	
		RMSZ	# Z >5	RMSZ	# Z >5
38	65	0.57	0/891	0.85	1/1187 (0.1%)
38	A8	0.64	0/891	0.87	1/1187 (0.1%)
39	75	0.64	0/1145	0.82	0/1531
39	B8	0.65	0/1155	0.89	0/1542
40	85	0.64	1/981 (0.1%)	0.77	1/1306 (0.1%)
40	C8	0.70	0/981	0.79	0/1306
41	95	4.11	8/789 (1.0%)	1.36	6/1057 (0.6%)
41	D8	0.69	0/789	0.88	3/1057 (0.3%)
42	A5	0.70	0/910	0.85	1/1220 (0.1%)
42	E8	0.74	0/910	1.02	4/1220 (0.3%)
43	B5	0.76	0/744	0.80	0/1000
43	F8	0.83	0/752	0.94	1/1011 (0.1%)
44	C5	0.67	0/807	0.86	0/1076
44	G8	0.74	0/804	0.98	2/1073 (0.2%)
45	D5	0.43	0/1460	0.66	0/1982
45	H8	0.45	0/1427	0.71	3/1935 (0.2%)
46	E5	0.69	0/620	0.86	0/827
46	I8	0.73	0/647	0.89	0/864
47	F5	0.69	0/769	0.87	3/1022 (0.3%)
47	J8	0.73	0/769	0.93	0/1022
48	G5	0.60	0/582	0.78	0/771
48	K8	0.85	2/560 (0.4%)	0.95	0/741
49	H5	0.51	0/473	0.70	0/635
49	L8	0.61	0/473	0.79	0/635
50	I5	0.43	0/527	0.64	0/709
50	M8	0.36	0/545	0.56	0/733
51	J5	0.68	0/472	0.83	1/639 (0.2%)
51	N8	0.67	0/472	0.88	0/639
52	L5	0.75	0/437	0.95	2/575 (0.3%)
52	P8	0.89	0/417	1.17	1/550 (0.2%)
53	M5	0.99	1/515 (0.2%)	1.11	2/679 (0.3%)
53	Q8	0.90	1/502 (0.2%)	1.12	5/661 (0.8%)
54	1G	0.72	1/36189 (0.0%)	1.34	311/56482 (0.6%)
All	All	0.87	248/321112 (0.1%)	1.42	4873/480439 (1.0%)

Chiral center outliers are detected by calculating the chiral volume of a chiral center and verifying if the center is modelled as a planar moiety or with the opposite hand. A planarity outlier is detected by checking planarity of atoms in a peptide group, atoms in a mainchain group or atoms of a sidechain that are expected to be planar.

Mol	Chain	#Chirality outliers	#Planarity outliers
2	12	0	1

Continued on next page...

Continued from previous page...

Mol	Chain	#Chirality outliers	#Planarity outliers
2	1E	0	1
4	3E	0	1
10	1A	0	1
12	3A	0	2
14	5I	0	1
19	AI	0	2
20	BA	0	1
27	11	0	4
27	19	0	4
28	29	0	9
31	59	0	1
32	61	0	1
35	35	0	6
35	78	0	3
36	45	0	2
36	88	0	2
38	65	0	1
39	75	0	3
39	B8	0	4
40	85	0	1
41	95	0	2
44	C5	0	1
45	D5	0	1
47	F5	0	1
48	G5	0	2
48	K8	0	1
49	H5	0	1
51	J5	0	1
52	P8	0	1
53	M5	0	5
53	Q8	0	1
All	All	0	68

The worst 5 of 248 bond length outliers are listed below:

Mol	Chain	Res	Type	Atoms	Z	Observed(Å)	Ideal(Å)
41	95	91	TYR	CD1-CE1	60.61	2.30	1.39
41	95	91	TYR	CD2-CE2	59.53	2.28	1.39
41	95	91	TYR	CE1-CZ	39.54	1.90	1.38
41	95	91	TYR	CE2-CZ	38.39	1.88	1.38
41	95	91	TYR	CG-CD1	31.53	1.80	1.39

The worst 5 of 4873 bond angle outliers are listed below:

Mol	Chain	Res	Type	Atoms	Z	Observed(°)	Ideal(°)
41	95	21	ARG	CD-NE-CZ	22.50	155.09	123.60
41	95	21	ARG	NE-CZ-NH1	22.20	131.40	120.30
24	1H	676	A	C2-N3-C4	-19.76	100.72	110.60
24	1H	783	A	C2-N3-C4	-18.90	101.15	110.60
24	1H	1332	G	C2-N3-C4	-18.73	102.53	111.90

There are no chirality outliers.

5 of 68 planarity outliers are listed below:

Mol	Chain	Res	Type	Group
2	1E	71	VAL	Peptide
4	3E	166	LYS	Peptide
14	5I	13	THR	Peptide
19	AI	6	LYS	Peptide
19	AI	64	GLU	Peptide

5.2 Too-close contacts [i](#)

In the following table, the Non-H and H(model) columns list the number of non-hydrogen atoms and hydrogen atoms in the chain respectively. The H(added) column lists the number of hydrogen atoms added and optimized by MolProbity. The Clashes column lists the number of clashes within the asymmetric unit, whereas Symm-Clashes lists symmetry-related clashes.

Mol	Chain	Non-H	H(model)	H(added)	Clashes	Symm-Clashes
1	13	32334	0	16320	769	0
2	12	1924	0	1975	86	0
2	1E	1924	0	1975	110	0
3	22	1612	0	1677	65	0
3	2E	1605	0	1668	66	0
4	32	1702	0	1763	97	1
4	3E	1702	0	1762	58	0
5	42	1155	0	1213	59	0
5	4E	1155	0	1213	42	0
6	52	842	0	857	26	0
6	5E	842	0	857	46	1
7	62	1256	0	1296	41	0
7	6E	1256	0	1296	44	0
8	72	1115	0	1177	32	0
8	7E	1115	0	1177	43	0
9	82	998	0	1024	59	0

Continued on next page...

Continued from previous page...

Mol	Chain	Non-H	H(model)	H(added)	Clashes	Symm-Clashes
9	8E	1009	0	1037	50	0
10	1A	801	0	849	36	0
10	1I	801	0	849	31	0
11	2A	884	0	904	28	0
11	2I	864	0	881	35	0
12	3A	975	0	1062	37	0
12	3I	975	0	1062	40	0
13	4A	933	0	992	56	0
13	4I	928	0	987	44	0
14	5A	491	0	529	30	0
14	5I	491	0	529	31	0
15	6A	733	0	771	26	0
15	6I	733	0	771	29	0
16	7A	705	0	725	27	0
16	7I	705	0	725	48	0
17	8A	834	0	904	32	0
17	8I	834	0	904	36	0
18	9A	590	0	662	24	0
18	9I	590	0	662	27	0
19	AA	644	0	644	48	0
19	AI	665	0	686	34	0
20	BA	762	0	861	35	0
20	BI	762	0	861	48	0
21	1B	217	0	234	13	0
21	1F	217	0	234	10	0
22	2K	1765	0	916	56	0
22	2L	1678	0	872	69	0
22	3K	1825	0	946	61	0
22	3L	1825	0	946	51	0
23	4K	239	0	121	12	0
23	4L	129	0	66	3	0
24	14	62669	0	31591	1357	0
24	1H	62729	0	31622	1439	1
25	16	2617	0	1328	59	0
25	1J	2617	0	1328	90	0
26	71	1049	0	1071	32	0
26	79	1049	0	1071	32	0
27	11	2115	0	2195	103	0
27	19	2120	0	2197	103	0
28	21	1568	0	1634	90	0
28	29	1568	0	1634	87	0
29	31	1585	0	1632	70	0

Continued on next page...

Continued from previous page...

Mol	Chain	Non-H	H(model)	H(added)	Clashes	Symm-Clashes
29	39	1627	0	1680	89	0
30	41	1473	0	1535	76	0
30	49	1473	0	1535	72	0
31	51	1336	0	1418	72	0
31	59	1312	0	1384	57	0
32	61	1136	0	1223	41	0
32	69	1136	0	1223	67	0
33	15	1104	0	1180	35	0
33	58	1104	0	1180	54	0
34	25	932	0	996	46	0
34	68	932	0	996	29	0
35	35	1144	0	1228	76	0
35	78	1144	0	1228	83	0
36	45	1121	0	1179	59	0
36	88	1121	0	1179	59	0
37	55	959	0	1021	44	0
37	98	967	0	1033	58	0
38	65	881	0	943	62	0
38	A8	881	0	943	34	0
39	75	1131	0	1180	69	0
39	B8	1141	0	1202	75	0
40	85	963	0	1022	48	0
40	C8	963	0	1022	36	0
41	95	778	0	852	85	0
41	D8	778	0	852	29	0
42	A5	899	0	964	34	0
42	E8	899	0	964	30	0
43	B5	730	0	780	23	0
43	F8	738	0	791	41	0
44	C5	794	0	884	70	0
44	G8	791	0	881	44	0
45	D5	1428	0	1454	96	0
45	H8	1397	0	1430	58	0
46	E5	612	0	633	38	0
46	I8	639	0	644	41	0
47	F5	762	0	848	26	0
47	J8	762	0	848	43	0
48	G5	580	0	629	28	1
48	K8	558	0	610	29	0
49	H5	468	0	518	27	0
49	L8	468	0	518	20	0
50	I5	515	0	514	46	0

Continued on next page...

Continued from previous page...

Mol	Chain	Non-H	H(model)	H(added)	Clashes	Symm-Clashes
50	M8	533	0	526	29	0
51	J5	458	0	480	25	0
51	N8	458	0	480	32	0
52	L5	429	0	480	30	0
52	P8	409	0	454	20	0
53	M5	507	0	576	35	0
53	Q8	495	0	567	47	0
54	1G	32329	0	16319	734	0
55	11	2	0	0	0	0
55	13	129	0	0	0	0
55	14	489	0	0	0	0
55	15	1	0	0	0	0
55	16	12	0	0	0	0
55	19	1	0	0	0	0
55	1G	147	0	0	0	0
55	1H	548	0	0	0	0
55	1J	11	0	0	0	0
55	21	1	0	0	0	0
55	25	1	0	0	0	0
55	29	5	0	0	0	0
55	2K	4	0	0	0	0
55	2L	3	0	0	0	0
55	32	1	0	0	0	0
55	39	1	0	0	0	0
55	3I	1	0	0	0	0
55	3L	2	0	0	0	0
55	42	1	0	0	0	0
55	45	1	0	0	0	0
55	49	1	0	0	0	0
55	55	3	0	0	0	0
55	5E	2	0	0	0	0
55	78	2	0	0	0	0
55	88	2	0	0	0	0
55	C5	1	0	0	0	0
55	E5	2	0	0	0	0
55	F5	1	0	0	0	0
55	I8	3	0	0	0	0
55	J8	1	0	0	0	0
55	M5	1	0	0	0	0
55	Q8	1	0	0	0	0
56	32	1	0	0	0	0
56	3E	1	0	0	0	0

Continued on next page...

Continued from previous page...

Mol	Chain	Non-H	H(model)	H(added)	Clashes	Symm-Clashes
56	5A	1	0	0	0	0
56	5I	1	0	0	0	0
56	C5	1	0	0	0	0
56	G8	1	0	0	0	0
57	13	188	0	0	32	0
57	14	821	0	0	195	0
57	16	12	0	0	2	0
57	1G	156	0	0	26	0
57	1H	1038	0	0	252	0
57	1J	24	0	0	3	0
57	25	6	0	0	0	0
57	2K	6	0	0	0	0
57	2L	6	0	0	0	0
57	E5	6	0	0	0	0
57	J8	6	0	0	0	0
All	All	299678	0	200771	8223	2

The all-atom clashscore is defined as the number of clashes found per 1000 atoms (including hydrogen atoms). The all-atom clashscore for this structure is 17.

The worst 5 of 8223 close contacts within the same asymmetric unit are listed below, sorted by their clash magnitude.

Atom-1	Atom-2	Interatomic distance (Å)	Clash overlap (Å)
41:95:91:TYR:CD2	41:95:91:TYR:CG	1.79	1.66
41:95:91:TYR:CG	41:95:91:TYR:CD1	1.80	1.63
41:95:91:TYR:CE1	41:95:91:TYR:CZ	1.90	1.59
41:95:91:TYR:CZ	41:95:91:TYR:CE2	1.88	1.58
22:3K:35:QUO:C4	22:3K:35:QUO:N3	1.71	1.53

All (2) symmetry-related close contacts are listed below. The label for Atom-2 includes the symmetry operator and encoded unit-cell translations to be applied.

Atom-1	Atom-2	Interatomic distance (Å)	Clash overlap (Å)
6:5E:15:ASP:OD1	4:32:27:TYR:OH[4_555]	2.13	0.07
24:1H:277:C:O2'	48:G5:49:LYS:NZ[2_564]	2.14	0.06

5.3 Torsion angles

5.3.1 Protein backbone

In the following table, the Percentiles column shows the percent Ramachandran outliers of the chain as a percentile score with respect to all X-ray entries followed by that with respect to entries of similar resolution.

The Analysed column shows the number of residues for which the backbone conformation was analysed, and the total number of residues.

Mol	Chain	Analysed	Favoured	Allowed	Outliers	Percentiles	
2	12	235/256 (92%)	201 (86%)	32 (14%)	2 (1%)	17	56
2	1E	235/256 (92%)	198 (84%)	32 (14%)	5 (2%)	7	37
3	22	204/239 (85%)	180 (88%)	24 (12%)	0	100	100
3	2E	203/239 (85%)	183 (90%)	20 (10%)	0	100	100
4	32	206/209 (99%)	180 (87%)	25 (12%)	1 (0%)	29	67
4	3E	206/209 (99%)	191 (93%)	13 (6%)	2 (1%)	15	54
5	42	149/162 (92%)	144 (97%)	5 (3%)	0	100	100
5	4E	149/162 (92%)	139 (93%)	9 (6%)	1 (1%)	22	61
6	52	99/101 (98%)	93 (94%)	6 (6%)	0	100	100
6	5E	99/101 (98%)	94 (95%)	5 (5%)	0	100	100
7	62	153/156 (98%)	145 (95%)	8 (5%)	0	100	100
7	6E	153/156 (98%)	145 (95%)	8 (5%)	0	100	100
8	72	136/138 (99%)	129 (95%)	5 (4%)	2 (2%)	10	44
8	7E	136/138 (99%)	123 (90%)	13 (10%)	0	100	100
9	82	124/128 (97%)	113 (91%)	11 (9%)	0	100	100
9	8E	125/128 (98%)	113 (90%)	12 (10%)	0	100	100
10	1A	97/105 (92%)	87 (90%)	10 (10%)	0	100	100
10	1I	97/105 (92%)	83 (86%)	14 (14%)	0	100	100
11	2A	117/129 (91%)	107 (92%)	10 (8%)	0	100	100
11	2I	114/129 (88%)	104 (91%)	9 (8%)	1 (1%)	17	56
12	3A	123/132 (93%)	110 (89%)	11 (9%)	2 (2%)	9	43
12	3I	123/132 (93%)	114 (93%)	9 (7%)	0	100	100
13	4A	115/126 (91%)	100 (87%)	11 (10%)	4 (4%)	3	24
13	4I	114/126 (90%)	100 (88%)	14 (12%)	0	100	100
14	5A	58/61 (95%)	50 (86%)	8 (14%)	0	100	100

Continued on next page...

Continued from previous page...

Mol	Chain	Analysed	Favoured	Allowed	Outliers	Percentiles	
14	5I	58/61 (95%)	50 (86%)	8 (14%)	0	100	100
15	6A	86/89 (97%)	82 (95%)	4 (5%)	0	100	100
15	6I	86/89 (97%)	77 (90%)	9 (10%)	0	100	100
16	7A	82/88 (93%)	77 (94%)	5 (6%)	0	100	100
16	7I	82/88 (93%)	79 (96%)	3 (4%)	0	100	100
17	8A	98/105 (93%)	93 (95%)	5 (5%)	0	100	100
17	8I	98/105 (93%)	92 (94%)	6 (6%)	0	100	100
18	9A	70/88 (80%)	66 (94%)	4 (6%)	0	100	100
18	9I	70/88 (80%)	66 (94%)	3 (4%)	1 (1%)	11	46
19	AA	80/93 (86%)	59 (74%)	18 (22%)	3 (4%)	3	22
19	AI	81/93 (87%)	66 (82%)	14 (17%)	1 (1%)	13	49
20	BA	97/106 (92%)	83 (86%)	14 (14%)	0	100	100
20	BI	97/106 (92%)	87 (90%)	10 (10%)	0	100	100
21	1B	23/27 (85%)	20 (87%)	3 (13%)	0	100	100
21	1F	23/27 (85%)	21 (91%)	2 (9%)	0	100	100
26	7I	131/229 (57%)	130 (99%)	1 (1%)	0	100	100
26	79	131/229 (57%)	129 (98%)	2 (2%)	0	100	100
27	11	270/276 (98%)	246 (91%)	19 (7%)	5 (2%)	8	39
27	19	271/276 (98%)	252 (93%)	16 (6%)	3 (1%)	14	51
28	21	203/206 (98%)	174 (86%)	28 (14%)	1 (0%)	29	67
28	29	203/206 (98%)	158 (78%)	38 (19%)	7 (3%)	3	24
29	31	200/210 (95%)	187 (94%)	13 (6%)	0	100	100
29	39	206/210 (98%)	176 (85%)	25 (12%)	5 (2%)	6	34
30	41	179/182 (98%)	154 (86%)	24 (13%)	1 (1%)	25	64
30	49	179/182 (98%)	148 (83%)	30 (17%)	1 (1%)	25	64
31	51	172/180 (96%)	145 (84%)	24 (14%)	3 (2%)	9	42
31	59	169/180 (94%)	133 (79%)	34 (20%)	2 (1%)	13	49
32	61	144/148 (97%)	123 (85%)	18 (12%)	3 (2%)	7	37
32	69	144/148 (97%)	120 (83%)	22 (15%)	2 (1%)	11	46
33	15	136/140 (97%)	126 (93%)	9 (7%)	1 (1%)	22	61
33	58	136/140 (97%)	115 (85%)	15 (11%)	6 (4%)	2	19

Continued on next page...

Continued from previous page...

Mol	Chain	Analysed	Favoured	Allowed	Outliers	Percentiles	
34	25	120/122 (98%)	111 (92%)	9 (8%)	0	100	100
34	68	120/122 (98%)	113 (94%)	7 (6%)	0	100	100
35	35	148/150 (99%)	119 (80%)	24 (16%)	5 (3%)	3	24
35	78	148/150 (99%)	114 (77%)	30 (20%)	4 (3%)	5	30
36	45	139/141 (99%)	113 (81%)	23 (16%)	3 (2%)	6	35
36	88	139/141 (99%)	113 (81%)	22 (16%)	4 (3%)	4	28
37	55	115/118 (98%)	102 (89%)	12 (10%)	1 (1%)	17	56
37	98	116/118 (98%)	106 (91%)	10 (9%)	0	100	100
38	65	109/112 (97%)	95 (87%)	12 (11%)	2 (2%)	8	41
38	A8	109/112 (97%)	91 (84%)	17 (16%)	1 (1%)	17	56
39	75	135/146 (92%)	113 (84%)	19 (14%)	3 (2%)	6	35
39	B8	135/146 (92%)	115 (85%)	20 (15%)	0	100	100
40	85	115/118 (98%)	105 (91%)	10 (9%)	0	100	100
40	C8	115/118 (98%)	111 (96%)	4 (4%)	0	100	100
41	95	99/101 (98%)	84 (85%)	12 (12%)	3 (3%)	4	28
41	D8	99/101 (98%)	87 (88%)	12 (12%)	0	100	100
42	A5	111/113 (98%)	102 (92%)	9 (8%)	0	100	100
42	E8	111/113 (98%)	105 (95%)	6 (5%)	0	100	100
43	B5	91/96 (95%)	86 (94%)	4 (4%)	1 (1%)	14	51
43	F8	92/96 (96%)	85 (92%)	6 (6%)	1 (1%)	14	51
44	C5	102/110 (93%)	70 (69%)	29 (28%)	3 (3%)	4	28
44	G8	102/110 (93%)	80 (78%)	19 (19%)	3 (3%)	4	28
45	D5	177/206 (86%)	141 (80%)	31 (18%)	5 (3%)	5	29
45	H8	173/206 (84%)	141 (82%)	25 (14%)	7 (4%)	3	21
46	E5	75/85 (88%)	69 (92%)	5 (7%)	1 (1%)	12	47
46	I8	81/85 (95%)	72 (89%)	8 (10%)	1 (1%)	13	49
47	F5	95/98 (97%)	85 (90%)	9 (10%)	1 (1%)	14	51
47	J8	95/98 (97%)	86 (90%)	7 (7%)	2 (2%)	7	37
48	G5	67/72 (93%)	57 (85%)	10 (15%)	0	100	100
48	K8	64/72 (89%)	61 (95%)	1 (2%)	2 (3%)	4	26
49	H5	57/60 (95%)	52 (91%)	4 (7%)	1 (2%)	8	41

Continued on next page...

Continued from previous page...

Mol	Chain	Analysed	Favoured	Allowed	Outliers	Percentiles	
49	L8	57/60 (95%)	54 (95%)	3 (5%)	0	100	100
50	I5	61/71 (86%)	35 (57%)	22 (36%)	4 (7%)	1	9
50	M8	64/71 (90%)	44 (69%)	19 (30%)	1 (2%)	9	43
51	J5	57/60 (95%)	48 (84%)	7 (12%)	2 (4%)	3	24
51	N8	57/60 (95%)	50 (88%)	6 (10%)	1 (2%)	8	41
52	L5	47/49 (96%)	45 (96%)	2 (4%)	0	100	100
52	P8	45/49 (92%)	41 (91%)	2 (4%)	2 (4%)	2	19
53	M5	61/65 (94%)	54 (88%)	4 (7%)	3 (5%)	2	17
53	Q8	60/65 (92%)	49 (82%)	7 (12%)	4 (7%)	1	9
All	All	11538/12404 (93%)	10164 (88%)	1238 (11%)	136 (1%)	13	49

5 of 136 Ramachandran outliers are listed below:

Mol	Chain	Res	Type
18	9I	22	VAL
27	11	122	ASP
33	58	22	THR
33	58	95	PRO
33	58	96	GLU

5.3.2 Protein sidechains [i](#)

In the following table, the Percentiles column shows the percent sidechain outliers of the chain as a percentile score with respect to all X-ray entries followed by that with respect to entries of similar resolution.

The Analysed column shows the number of residues for which the sidechain conformation was analysed, and the total number of residues.

Mol	Chain	Analysed	Rotameric	Outliers	Percentiles	
2	12	205/220 (93%)	170 (83%)	35 (17%)	2	10
2	1E	205/220 (93%)	168 (82%)	37 (18%)	1	9
3	22	160/188 (85%)	131 (82%)	29 (18%)	1	8
3	2E	159/188 (85%)	136 (86%)	23 (14%)	3	15
4	32	180/181 (99%)	152 (84%)	28 (16%)	2	12
4	3E	180/181 (99%)	155 (86%)	25 (14%)	3	16
5	42	116/123 (94%)	96 (83%)	20 (17%)	2	10

Continued on next page...

Continued from previous page...

Mol	Chain	Analysed	Rotameric	Outliers	Percentiles	
5	4E	116/123 (94%)	92 (79%)	24 (21%)	1	6
6	52	90/90 (100%)	81 (90%)	9 (10%)	7	30
6	5E	90/90 (100%)	79 (88%)	11 (12%)	5	22
7	62	126/127 (99%)	110 (87%)	16 (13%)	4	20
7	6E	126/127 (99%)	111 (88%)	15 (12%)	5	22
8	72	119/119 (100%)	103 (87%)	16 (13%)	4	18
8	7E	119/119 (100%)	108 (91%)	11 (9%)	9	33
9	82	97/99 (98%)	81 (84%)	16 (16%)	2	10
9	8E	98/99 (99%)	85 (87%)	13 (13%)	4	18
10	1A	89/92 (97%)	79 (89%)	10 (11%)	6	25
10	1I	89/92 (97%)	78 (88%)	11 (12%)	4	21
11	2A	90/99 (91%)	79 (88%)	11 (12%)	5	22
11	2I	88/99 (89%)	79 (90%)	9 (10%)	7	29
12	3A	104/109 (95%)	90 (86%)	14 (14%)	4	18
12	3I	104/109 (95%)	93 (89%)	11 (11%)	6	27
13	4A	94/101 (93%)	79 (84%)	15 (16%)	2	11
13	4I	94/101 (93%)	85 (90%)	9 (10%)	8	32
14	5A	49/50 (98%)	43 (88%)	6 (12%)	5	22
14	5I	49/50 (98%)	41 (84%)	8 (16%)	2	11
15	6A	79/80 (99%)	72 (91%)	7 (9%)	9	35
15	6I	79/80 (99%)	72 (91%)	7 (9%)	9	35
16	7A	72/74 (97%)	61 (85%)	11 (15%)	2	13
16	7I	72/74 (97%)	58 (81%)	14 (19%)	1	7
17	8A	95/97 (98%)	84 (88%)	11 (12%)	5	24
17	8I	95/97 (98%)	82 (86%)	13 (14%)	3	17
18	9A	63/77 (82%)	56 (89%)	7 (11%)	6	25
18	9I	63/77 (82%)	56 (89%)	7 (11%)	6	25
19	AA	67/80 (84%)	61 (91%)	6 (9%)	9	34
19	AI	72/80 (90%)	63 (88%)	9 (12%)	4	21
20	BA	76/82 (93%)	67 (88%)	9 (12%)	5	23
20	BI	76/82 (93%)	66 (87%)	10 (13%)	4	19

Continued on next page...

Continued from previous page...

Mol	Chain	Analysed	Rotameric	Outliers	Percentiles	
21	1B	20/22 (91%)	19 (95%)	1 (5%)	24	60
21	1F	20/22 (91%)	19 (95%)	1 (5%)	24	60
26	71	111/181 (61%)	106 (96%)	5 (4%)	27	63
26	79	111/181 (61%)	109 (98%)	2 (2%)	59	82
27	11	214/218 (98%)	174 (81%)	40 (19%)	1	8
27	19	214/218 (98%)	176 (82%)	38 (18%)	2	9
28	21	165/166 (99%)	140 (85%)	25 (15%)	3	13
28	29	165/166 (99%)	141 (86%)	24 (14%)	3	15
29	31	161/166 (97%)	133 (83%)	28 (17%)	2	10
29	39	165/166 (99%)	132 (80%)	33 (20%)	1	6
30	41	155/156 (99%)	132 (85%)	23 (15%)	3	14
30	49	155/156 (99%)	135 (87%)	20 (13%)	4	19
31	51	145/148 (98%)	117 (81%)	28 (19%)	1	8
31	59	142/148 (96%)	118 (83%)	24 (17%)	2	10
32	61	122/124 (98%)	105 (86%)	17 (14%)	3	16
32	69	122/124 (98%)	91 (75%)	31 (25%)	0	2
33	15	117/119 (98%)	96 (82%)	21 (18%)	2	9
33	58	117/119 (98%)	94 (80%)	23 (20%)	1	7
34	25	100/100 (100%)	79 (79%)	21 (21%)	1	6
34	68	100/100 (100%)	87 (87%)	13 (13%)	4	19
35	35	116/116 (100%)	85 (73%)	31 (27%)	0	2
35	78	116/116 (100%)	80 (69%)	36 (31%)	0	0
36	45	111/111 (100%)	96 (86%)	15 (14%)	4	18
36	88	111/111 (100%)	93 (84%)	18 (16%)	2	11
37	55	100/101 (99%)	80 (80%)	20 (20%)	1	6
37	98	101/101 (100%)	85 (84%)	16 (16%)	2	12
38	65	87/88 (99%)	68 (78%)	19 (22%)	1	5
38	A8	87/88 (99%)	65 (75%)	22 (25%)	0	2
39	75	117/127 (92%)	93 (80%)	24 (20%)	1	6
39	B8	120/127 (94%)	92 (77%)	28 (23%)	1	3
40	85	93/94 (99%)	78 (84%)	15 (16%)	2	11

Continued on next page...

Continued from previous page...

Mol	Chain	Analysed	Rotameric	Outliers	Percentiles	
40	C8	93/94 (99%)	80 (86%)	13 (14%)	3	16
41	95	82/82 (100%)	63 (77%)	19 (23%)	1	3
41	D8	82/82 (100%)	58 (71%)	24 (29%)	0	1
42	A5	92/92 (100%)	78 (85%)	14 (15%)	3	13
42	E8	92/92 (100%)	71 (77%)	21 (23%)	1	4
43	B5	74/78 (95%)	63 (85%)	11 (15%)	3	14
43	F8	75/78 (96%)	61 (81%)	14 (19%)	1	8
44	C5	85/91 (93%)	62 (73%)	23 (27%)	0	1
44	G8	85/91 (93%)	65 (76%)	20 (24%)	1	3
45	D5	158/179 (88%)	133 (84%)	25 (16%)	2	12
45	H8	154/179 (86%)	118 (77%)	36 (23%)	1	3
46	E5	62/67 (92%)	50 (81%)	12 (19%)	1	7
46	I8	61/67 (91%)	50 (82%)	11 (18%)	1	9
47	F5	82/83 (99%)	66 (80%)	16 (20%)	1	7
47	J8	82/83 (99%)	65 (79%)	17 (21%)	1	6
48	G5	64/67 (96%)	53 (83%)	11 (17%)	2	10
48	K8	62/67 (92%)	46 (74%)	16 (26%)	0	2
49	H5	51/52 (98%)	39 (76%)	12 (24%)	1	3
49	L8	51/52 (98%)	35 (69%)	16 (31%)	0	0
50	I5	57/63 (90%)	42 (74%)	15 (26%)	0	2
50	M8	59/63 (94%)	49 (83%)	10 (17%)	2	10
51	J5	51/52 (98%)	41 (80%)	10 (20%)	1	7
51	N8	51/52 (98%)	38 (74%)	13 (26%)	0	2
52	L5	42/42 (100%)	34 (81%)	8 (19%)	1	8
52	P8	40/42 (95%)	34 (85%)	6 (15%)	3	14
53	M5	53/55 (96%)	41 (77%)	12 (23%)	1	4
53	Q8	52/55 (94%)	39 (75%)	13 (25%)	0	2
All	All	9717/10256 (95%)	8094 (83%)	1623 (17%)	2	10

5 of 1623 residues with a non-rotameric sidechain are listed below:

Mol	Chain	Res	Type
5	42	91	LEU

Continued on next page...

Continued from previous page...

Mol	Chain	Res	Type
28	29	87	GLU
51	J5	48	GLU
7	62	114	ARG
5	42	90	VAL

Sometimes sidechains can be flipped to improve hydrogen bonding and reduce clashes. 5 of 30 such sidechains are listed below:

Mol	Chain	Res	Type
43	F8	55	ASN
48	G5	38	GLN
48	K8	47	ASN
50	I5	60	GLN
27	19	58	HIS

5.3.3 RNA [i](#)

Mol	Chain	Analysed	Backbone Outliers	Pucker Outliers
1	13	1496/1522 (98%)	326 (21%)	24 (1%)
22	2K	78/85 (91%)	28 (35%)	5 (6%)
22	2L	73/85 (85%)	25 (34%)	7 (9%)
22	3K	82/85 (96%)	22 (26%)	3 (3%)
22	3L	82/85 (96%)	22 (26%)	3 (3%)
23	4K	11/27 (40%)	3 (27%)	1 (9%)
23	4L	5/27 (18%)	2 (40%)	0
24	14	2907/2917 (99%)	652 (22%)	38 (1%)
24	1H	2910/2917 (99%)	677 (23%)	45 (1%)
25	16	121/122 (99%)	26 (21%)	0
25	1J	121/122 (99%)	29 (23%)	1 (0%)
54	1G	1503/1522 (98%)	322 (21%)	33 (2%)
All	All	9389/9516 (98%)	2134 (22%)	160 (1%)

5 of 2134 RNA backbone outliers are listed below:

Mol	Chain	Res	Type
1	13	6	G
1	13	10	A
1	13	22	G
1	13	25	C
1	13	32	A

5 of 160 RNA pucker outliers are listed below:

Mol	Chain	Res	Type
22	2L	60	A
24	14	1558	A
22	3L	18	G
24	14	669	G
24	14	2406	U

5.4 Non-standard residues in protein, DNA, RNA chains [i](#)

28 non-standard protein/DNA/RNA residues are modelled in this entry.

In the following table, the Counts columns list the number of bonds (or angles) for which Mogul statistics could be retrieved, the number of bonds (or angles) that are observed in the model and the number of bonds (or angles) that are defined in the Chemical Component Dictionary. The Link column lists molecule types, if any, to which the group is linked. The Z score for a bond length (or angle) is the number of standard deviations the observed value is removed from the expected value. A bond length (or angle) with $|Z| > 2$ is considered an outlier worth inspection. RMSZ is the root-mean-square of all Z scores of the bond lengths (or angles).

Mol	Type	Chain	Res	Link	Bond lengths			Bond angles		
					Counts	RMSZ	# Z > 2	Counts	RMSZ	# Z > 2
22	PSU	2K	64	22	18,21,22	2.58	5 (27%)	22,30,33	1.73	5 (22%)
22	OMG	2L	17	22	18,26,27	5.32	9 (50%)	19,38,41	3.76	8 (42%)
22	5MU	2K	63	22	19,22,23	3.85	5 (26%)	28,32,35	3.50	9 (32%)
22	PSU	3K	40	22	18,21,22	2.40	5 (27%)	22,30,33	1.46	2 (9%)
22	QUO	2L	35	23,22	29,35,36	5.16	10 (34%)	31,52,55	3.97	10 (32%)
22	QUO	2K	35	23,22	29,35,36	5.23	9 (31%)	31,52,55	3.85	9 (29%)
22	MIA	2K	38	22	24,31,32	2.63	4 (16%)	26,44,47	4.41	9 (34%)
22	QUO	3K	35	22	29,35,36	5.16	10 (34%)	31,52,55	3.38	11 (35%)
22	PSU	3L	64	22	18,21,22	2.60	6 (33%)	22,30,33	1.65	4 (18%)
22	PSU	3L	40	22	18,21,22	2.47	5 (27%)	22,30,33	1.82	4 (18%)
22	MIA	3L	38	22	24,31,32	2.49	3 (12%)	26,44,47	3.43	10 (38%)
22	5MU	3K	63	22	19,22,23	3.84	5 (26%)	28,32,35	3.06	8 (28%)
22	QUO	3L	35	22	29,35,36	5.28	11 (37%)	31,52,55	3.93	10 (32%)
22	PSU	3K	64	22	18,21,22	2.48	5 (27%)	22,30,33	1.74	3 (13%)
22	PSU	2L	40	22	18,21,22	2.37	5 (27%)	22,30,33	1.61	3 (13%)
22	OMG	3L	17	22	18,26,27	5.39	9 (50%)	19,38,41	3.71	7 (36%)
22	5MU	3L	63	22	19,22,23	3.89	5 (26%)	28,32,35	3.05	8 (28%)
22	MIA	3K	38	22	24,31,32	2.74	4 (16%)	26,44,47	2.97	9 (34%)

Mol	Type	Chain	Res	Link	Bond lengths			Bond angles		
					Counts	RMSZ	# Z > 2	Counts	RMSZ	# Z > 2
22	PSU	2K	40	22	18,21,22	2.24	5 (27%)	22,30,33	1.54	4 (18%)
22	PSU	2L	64	22	18,21,22	2.65	6 (33%)	22,30,33	1.68	4 (18%)
22	4SU	3K	8	22	18,21,22	1.78	3 (16%)	26,30,33	2.80	6 (23%)
22	OMG	2K	17	22	18,26,27	5.33	9 (50%)	19,38,41	3.75	9 (47%)
22	5MU	2L	63	22	19,22,23	3.92	5 (26%)	28,32,35	3.46	9 (32%)
22	4SU	2L	8	22	18,21,22	1.86	4 (22%)	26,30,33	2.21	5 (19%)
22	OMG	3K	17	22	18,26,27	5.22	9 (50%)	19,38,41	3.71	7 (36%)
22	4SU	2K	8	22	18,21,22	1.87	3 (16%)	26,30,33	2.53	5 (19%)
22	4SU	3L	8	55,22	18,21,22	1.93	5 (27%)	26,30,33	2.04	5 (19%)
22	MIA	2L	38	22	24,31,32	2.52	3 (12%)	26,44,47	3.47	11 (42%)

In the following table, the Chirals column lists the number of chiral outliers, the number of chiral centers analysed, the number of these observed in the model and the number defined in the Chemical Component Dictionary. Similar counts are reported in the Torsion and Rings columns. '-' means no outliers of that kind were identified.

Mol	Type	Chain	Res	Link	Chirals	Torsions	Rings
22	PSU	2K	64	22	-	2/7/25/26	0/2/2/2
22	OMG	2L	17	22	-	4/5/27/28	0/3/3/3
22	5MU	2K	63	22	-	0/7/25/26	0/2/2/2
22	PSU	3K	40	22	-	0/7/25/26	0/2/2/2
22	QUO	2L	35	23,22	-	1/6/43/44	0/4/4/4
22	QUO	2K	35	23,22	-	3/6/43/44	0/4/4/4
22	MIA	2K	38	22	-	7/11/33/34	0/3/3/3
22	QUO	3K	35	22	-	2/6/43/44	0/4/4/4
22	PSU	3L	64	22	-	3/7/25/26	0/2/2/2
22	PSU	3L	40	22	-	0/7/25/26	0/2/2/2
22	MIA	3L	38	22	-	2/11/33/34	0/3/3/3
22	5MU	3K	63	22	-	0/7/25/26	0/2/2/2
22	QUO	3L	35	22	-	2/6/43/44	0/4/4/4
22	PSU	3K	64	22	-	4/7/25/26	0/2/2/2
22	PSU	2L	40	22	-	0/7/25/26	0/2/2/2
22	OMG	3L	17	22	-	1/5/27/28	0/3/3/3
22	5MU	3L	63	22	-	0/7/25/26	0/2/2/2
22	MIA	3K	38	22	-	8/11/33/34	0/3/3/3
22	PSU	2K	40	22	-	0/7/25/26	0/2/2/2
22	PSU	2L	64	22	-	0/7/25/26	0/2/2/2
22	4SU	3K	8	22	-	3/7/25/26	0/2/2/2

Continued on next page...

Continued from previous page...

Mol	Type	Chain	Res	Link	Chirals	Torsions	Rings
22	OMG	2K	17	22	-	3/5/27/28	0/3/3/3
22	5MU	2L	63	22	-	0/7/25/26	0/2/2/2
22	4SU	2L	8	22	-	2/7/25/26	0/2/2/2
22	OMG	3K	17	22	-	4/5/27/28	0/3/3/3
22	4SU	2K	8	22	-	0/7/25/26	0/2/2/2
22	4SU	3L	8	55,22	-	0/7/25/26	0/2/2/2
22	MIA	2L	38	22	-	7/11/33/34	0/3/3/3

The worst 5 of 167 bond length outliers are listed below:

Mol	Chain	Res	Type	Atoms	Z	Observed(Å)	Ideal(Å)
22	2L	17	OMG	C8-N7	-15.59	1.08	1.35
22	2K	17	OMG	C8-N7	-15.40	1.08	1.35
22	3L	17	OMG	C8-N7	-15.35	1.08	1.35
22	3K	17	OMG	C8-N7	-15.16	1.09	1.35
22	3L	35	QUO	C6-N1	-14.86	1.15	1.37

The worst 5 of 194 bond angle outliers are listed below:

Mol	Chain	Res	Type	Atoms	Z	Observed(°)	Ideal(°)
22	2K	38	MIA	C11-S10-C2	17.63	115.43	102.27
22	3L	35	QUO	C5-C6-N1	15.99	128.90	115.36
22	2L	35	QUO	C5-C6-N1	14.44	127.58	115.36
22	3K	35	QUO	C5-C6-N1	14.39	127.55	115.36
22	2K	35	QUO	C5-C6-N1	14.20	127.38	115.36

There are no chirality outliers.

5 of 58 torsion outliers are listed below:

Mol	Chain	Res	Type	Atoms
22	2K	35	QUO	O4'-C4'-C5'-O5'
22	2K	38	MIA	N1-C2-S10-C11
22	2K	38	MIA	N3-C2-S10-C11
22	2K	38	MIA	N6-C12-C13-C14
22	2K	38	MIA	C12-C13-C14-C15

There are no ring outliers.

25 monomers are involved in 58 short contacts:

Mol	Chain	Res	Type	Clashes	Symm-Clashes
22	2K	64	PSU	2	0
22	2L	17	OMG	3	0
22	2L	35	QUO	6	0
22	2K	35	QUO	4	0
22	2K	38	MIA	3	0
22	3K	35	QUO	5	0
22	3L	64	PSU	2	0
22	3L	40	PSU	1	0
22	3L	38	MIA	1	0
22	3K	63	5MU	4	0
22	3L	35	QUO	4	0
22	3K	64	PSU	3	0
22	2L	40	PSU	2	0
22	3L	17	OMG	1	0
22	3L	63	5MU	2	0
22	3K	38	MIA	3	0
22	2K	40	PSU	1	0
22	2L	64	PSU	2	0
22	3K	8	4SU	2	0
22	2K	17	OMG	3	0
22	2L	63	5MU	3	0
22	2L	8	4SU	2	0
22	3K	17	OMG	2	0
22	3L	8	4SU	2	0
22	2L	38	MIA	1	0

5.5 Carbohydrates [i](#)

There are no monosaccharides in this entry.

5.6 Ligand geometry [i](#)

Of 1387 ligands modelled in this entry, 1387 are monoatomic - leaving 0 for Mogul analysis.

There are no bond length outliers.

There are no bond angle outliers.

There are no chirality outliers.

There are no torsion outliers.

There are no ring outliers.

No monomer is involved in short contacts.

5.7 Other polymers [i](#)

There are no such residues in this entry.

5.8 Polymer linkage issues [i](#)

There are no chain breaks in this entry.

6 Fit of model and data i

6.1 Protein, DNA and RNA chains i

In the following table, the column labelled ‘#RSRZ> 2’ contains the number (and percentage) of RSRZ outliers, followed by percent RSRZ outliers for the chain as percentile scores relative to all X-ray entries and entries of similar resolution. The OWAB column contains the minimum, median, 95th percentile and maximum values of the occupancy-weighted average B-factor per residue. The column labelled ‘Q< 0.9’ lists the number of (and percentage) of residues with an average occupancy less than 0.9.

Mol	Chain	Analysed	<RSRZ>	#RSRZ>2	OWAB(Å ²)	Q<0.9
1	13	1501/1522 (98%)	0.17	32 (2%) 63 49	77, 129, 208, 407	0
2	12	237/256 (92%)	0.43	31 (13%) 3 2	137, 175, 213, 240	0
2	1E	237/256 (92%)	0.70	39 (16%) 1 1	131, 168, 201, 234	0
3	22	206/239 (86%)	0.51	28 (13%) 3 2	135, 156, 189, 209	0
3	2E	205/239 (85%)	0.50	23 (11%) 5 3	122, 142, 197, 207	0
4	32	208/209 (99%)	1.31	58 (27%) 0 0	108, 130, 156, 169	0
4	3E	208/209 (99%)	1.38	53 (25%) 0 0	104, 129, 155, 182	0
5	42	151/162 (93%)	0.43	17 (11%) 5 3	107, 128, 153, 194	0
5	4E	151/162 (93%)	0.57	16 (10%) 6 3	102, 125, 153, 204	0
6	52	101/101 (100%)	0.01	1 (0%) 82 72	101, 120, 138, 153	0
6	5E	101/101 (100%)	0.25	3 (2%) 50 34	105, 129, 146, 163	0
7	62	155/156 (99%)	1.14	33 (21%) 0 1	128, 144, 162, 171	0
7	6E	155/156 (99%)	0.74	27 (17%) 1 1	123, 149, 172, 184	0
8	72	138/138 (100%)	0.76	25 (18%) 1 1	111, 132, 143, 170	0
8	7E	138/138 (100%)	1.27	41 (29%) 0 0	115, 134, 145, 157	0
9	82	126/128 (98%)	2.64	69 (54%) 0 0	124, 170, 197, 213	0
9	8E	127/128 (99%)	1.37	46 (36%) 0 0	119, 163, 179, 191	0
10	1A	99/105 (94%)	1.46	30 (30%) 0 0	135, 170, 191, 206	0
10	1I	99/105 (94%)	0.97	24 (24%) 0 0	121, 166, 195, 209	0
11	2A	119/129 (92%)	0.96	11 (9%) 9 5	105, 125, 157, 256	0
11	2I	116/129 (89%)	0.42	8 (6%) 16 9	93, 126, 153, 203	0
12	3A	125/132 (94%)	1.35	39 (31%) 0 0	96, 114, 144, 188	0
12	3I	125/132 (94%)	1.08	29 (23%) 0 0	91, 104, 136, 239	0
13	4A	117/126 (92%)	1.18	29 (24%) 0 0	138, 174, 197, 229	0

Continued on next page...

Continued from previous page...

Mol	Chain	Analysed	<RSRZ>	#RSRZ>2	OWAB(Å ²)	Q<0.9
13	4I	116/126 (92%)	0.92	26 (22%) 0 0	127, 173, 195, 208	0
14	5A	60/61 (98%)	3.06	38 (63%) 0 0	145, 163, 185, 186	0
14	5I	60/61 (98%)	2.60	38 (63%) 0 0	127, 137, 167, 186	0
15	6A	88/89 (98%)	1.00	23 (26%) 0 0	100, 128, 146, 152	0
15	6I	88/89 (98%)	0.45	7 (7%) 12 6	103, 127, 147, 154	0
16	7A	84/88 (95%)	0.75	15 (17%) 1 1	108, 121, 141, 189	0
16	7I	84/88 (95%)	1.37	29 (34%) 0 0	119, 136, 162, 196	0
17	8A	100/105 (95%)	1.23	24 (24%) 0 0	104, 121, 140, 197	0
17	8I	100/105 (95%)	0.83	14 (14%) 2 1	112, 132, 146, 150	0
18	9A	72/88 (81%)	0.33	1 (1%) 75 63	107, 127, 185, 223	0
18	9I	72/88 (81%)	0.22	4 (5%) 24 13	111, 130, 164, 208	0
19	AA	82/93 (88%)	2.44	45 (54%) 0 0	152, 196, 219, 232	0
19	AI	83/93 (89%)	1.64	30 (36%) 0 0	150, 176, 207, 222	0
20	BA	99/106 (93%)	1.54	38 (38%) 0 0	96, 125, 161, 175	0
20	BI	99/106 (93%)	1.92	43 (43%) 0 0	127, 147, 191, 205	0
21	1B	25/27 (92%)	3.47	19 (76%) 0 0	135, 158, 186, 196	0
21	1F	25/27 (92%)	3.04	15 (60%) 0 0	139, 156, 182, 190	0
22	2K	75/85 (88%)	0.28	8 (10%) 6 3	95, 145, 276, 308	0
22	2L	71/85 (83%)	-0.03	4 (5%) 24 13	95, 146, 228, 250	0
22	3K	78/85 (91%)	-0.40	0 100 100	95, 199, 288, 312	0
22	3L	78/85 (91%)	-0.39	2 (2%) 56 40	93, 213, 284, 309	0
23	4K	11/27 (40%)	0.97	2 (18%) 1 1	105, 139, 160, 164	0
23	4L	6/27 (22%)	1.90	3 (50%) 0 0	116, 126, 146, 163	0
24	14	2909/2917 (99%)	0.27	60 (2%) 63 49	65, 99, 266, 424	0
24	1H	2912/2917 (99%)	0.29	36 (1%) 79 67	57, 92, 251, 431	0
25	16	122/122 (100%)	-0.19	0 100 100	96, 125, 153, 258	0
25	1J	122/122 (100%)	-0.08	2 (1%) 72 59	102, 138, 160, 226	0
26	71	135/229 (58%)	1.45	35 (25%) 0 0	152, 213, 248, 256	0
26	79	135/229 (58%)	1.19	38 (28%) 0 0	159, 237, 261, 265	0
27	11	272/276 (98%)	0.64	16 (5%) 22 13	60, 82, 103, 122	0
27	19	273/276 (98%)	0.86	39 (14%) 2 1	64, 87, 104, 133	0

Continued on next page...

Continued from previous page...

Mol	Chain	Analysed	<RSRZ>	#RSRZ>2	OWAB(Å ²)	Q<0.9
28	21	205/206 (99%)	1.06	42 (20%) 1 1	68, 105, 159, 229	0
28	29	205/206 (99%)	1.21	53 (25%) 0 0	71, 102, 169, 251	0
29	31	202/210 (96%)	0.82	23 (11%) 5 3	61, 94, 137, 152	0
29	39	208/210 (99%)	0.80	24 (11%) 4 3	71, 113, 184, 198	0
30	41	181/182 (99%)	0.61	24 (13%) 3 2	127, 159, 197, 218	0
30	49	181/182 (99%)	1.01	39 (21%) 0 1	142, 165, 197, 213	0
31	51	174/180 (96%)	0.05	2 (1%) 80 69	98, 122, 145, 174	0
31	59	171/180 (95%)	1.35	55 (32%) 0 0	148, 205, 246, 335	0
32	61	146/148 (98%)	0.01	4 (2%) 54 39	99, 136, 162, 176	0
32	69	146/148 (98%)	0.01	4 (2%) 54 39	100, 143, 171, 191	0
33	15	138/140 (98%)	1.15	35 (25%) 0 0	86, 115, 153, 196	0
33	58	138/140 (98%)	0.88	18 (13%) 3 2	86, 108, 153, 174	0
34	25	122/122 (100%)	0.96	22 (18%) 1 1	77, 98, 113, 122	0
34	68	122/122 (100%)	0.47	4 (3%) 46 30	73, 96, 115, 134	0
35	35	150/150 (100%)	1.00	31 (20%) 1 1	74, 119, 159, 213	0
35	78	150/150 (100%)	0.72	16 (10%) 6 3	65, 101, 126, 244	0
36	45	141/141 (100%)	1.46	48 (34%) 0 0	88, 117, 144, 179	0
36	88	141/141 (100%)	0.92	22 (15%) 2 1	78, 107, 139, 170	0
37	55	117/118 (99%)	0.66	7 (5%) 21 12	74, 94, 109, 130	0
37	98	118/118 (100%)	0.58	9 (7%) 13 7	79, 100, 119, 136	0
38	65	111/112 (99%)	1.37	36 (32%) 0 0	109, 130, 159, 180	0
38	A8	111/112 (99%)	1.19	32 (28%) 0 0	102, 123, 157, 203	0
39	75	137/146 (93%)	0.46	9 (6%) 18 11	88, 105, 157, 218	0
39	B8	137/146 (93%)	0.58	11 (8%) 12 6	92, 113, 171, 204	0
40	85	117/118 (99%)	0.78	13 (11%) 5 3	77, 109, 146, 183	0
40	C8	117/118 (99%)	1.27	32 (27%) 0 0	66, 97, 138, 182	0
41	95	101/101 (100%)	0.40	10 (9%) 7 4	80, 136, 158, 200	0
41	D8	101/101 (100%)	1.04	23 (22%) 0 0	71, 118, 159, 234	0
42	A5	113/113 (100%)	1.28	20 (17%) 1 1	74, 89, 125, 209	0
42	E8	113/113 (100%)	0.74	12 (10%) 6 3	74, 89, 121, 226	0
43	B5	93/96 (96%)	0.48	5 (5%) 25 14	86, 97, 119, 137	0

Continued on next page...

Continued from previous page...

Mol	Chain	Analysed	<RSRZ>	#RSRZ>2	OWAB(Å ²)	Q<0.9
43	F8	94/96 (97%)	0.45	5 (5%) 26 14	68, 87, 111, 124	0
44	C5	104/110 (94%)	1.06	21 (20%) 1 1	102, 136, 209, 232	0
44	G8	104/110 (94%)	0.65	12 (11%) 4 3	85, 108, 158, 205	0
45	D5	179/206 (86%)	0.92	34 (18%) 1 1	121, 163, 275, 332	0
45	H8	175/206 (84%)	0.23	12 (6%) 16 9	111, 157, 273, 304	0
46	E5	77/85 (90%)	1.66	31 (40%) 0 0	86, 102, 123, 174	0
46	I8	83/85 (97%)	1.31	25 (30%) 0 0	83, 99, 122, 165	0
47	F5	97/98 (98%)	1.54	31 (31%) 0 0	76, 96, 155, 197	0
47	J8	97/98 (98%)	2.25	44 (45%) 0 0	70, 93, 171, 227	0
48	G5	69/72 (95%)	0.53	3 (4%) 35 22	99, 124, 152, 184	0
48	K8	66/72 (91%)	0.19	0 100 100	74, 95, 120, 165	0
49	H5	59/60 (98%)	1.37	16 (27%) 0 0	91, 112, 169, 182	0
49	L8	59/60 (98%)	0.87	10 (16%) 1 1	87, 103, 149, 177	0
50	I5	63/71 (88%)	1.61	18 (28%) 0 0	165, 225, 254, 292	0
50	M8	66/71 (92%)	2.52	34 (51%) 0 0	156, 231, 273, 282	0
51	J5	59/60 (98%)	0.82	7 (11%) 4 2	71, 96, 206, 229	0
51	N8	59/60 (98%)	0.92	6 (10%) 6 4	64, 101, 224, 243	0
52	L5	49/49 (100%)	1.49	12 (24%) 0 0	69, 74, 108, 147	0
52	P8	47/49 (95%)	0.96	4 (8%) 10 6	60, 66, 88, 140	0
53	M5	63/65 (96%)	2.24	40 (63%) 0 0	82, 96, 122, 134	0
53	Q8	62/65 (95%)	1.28	13 (20%) 1 1	77, 92, 120, 133	0
54	1G	1504/1522 (98%)	0.20	47 (3%) 49 32	83, 130, 201, 419	0
All	All	21123/21920 (96%)	0.64	2476 (11%) 4 2	57, 120, 217, 431	0

The worst 5 of 2476 RSRZ outliers are listed below:

Mol	Chain	Res	Type	RSRZ
11	2A	129	SER	31.4
50	M8	66	SER	24.2
11	2A	128	ALA	21.5
26	71	1	PRO	20.6
19	AI	2	PRO	19.8

6.2 Non-standard residues in protein, DNA, RNA chains [i](#)

In the following table, the Atoms column lists the number of modelled atoms in the group and the number defined in the chemical component dictionary. The B-factors column lists the minimum, median, 95th percentile and maximum values of B factors of atoms in the group. The column labelled 'Q< 0.9' lists the number of atoms with occupancy less than 0.9.

Mol	Type	Chain	Res	Atoms	RSCC	RSR	B-factors(Å ²)	Q<0.9
22	4SU	3L	8	20/21	0.77	0.19	193,208,220,222	0
22	PSU	3L	64	20/21	0.77	0.24	167,198,215,220	0
22	PSU	3K	64	20/21	0.81	0.12	175,186,200,205	0
22	OMG	2L	17	24/25	0.81	0.17	161,167,175,176	0
22	OMG	3L	17	24/25	0.82	0.29	201,218,239,245	0
22	5MU	3L	63	21/22	0.84	0.20	164,182,191,194	0
22	4SU	3K	8	20/21	0.84	0.13	182,197,218,229	0
22	PSU	2L	64	20/21	0.85	0.19	147,156,162,165	0
22	OMG	3K	17	24/25	0.86	0.17	201,213,227,235	0
22	OMG	2K	17	24/25	0.87	0.23	150,155,165,169	0
22	4SU	2L	8	20/21	0.90	0.12	142,153,161,169	0
22	QUO	3K	35	32/33	0.90	0.32	131,138,151,152	0
22	5MU	2L	63	21/22	0.90	0.16	144,157,165,169	0
22	PSU	2K	64	20/21	0.90	0.11	139,143,148,152	0
22	QUO	3L	35	32/33	0.91	0.35	131,137,152,158	0
22	5MU	3K	63	21/22	0.91	0.09	168,182,188,191	0
22	4SU	2K	8	20/21	0.91	0.15	139,144,148,151	0
22	PSU	3K	40	20/21	0.93	0.16	132,136,141,143	0
22	PSU	3L	40	20/21	0.93	0.18	132,140,144,144	0
22	5MU	2K	63	21/22	0.93	0.13	136,142,148,150	0
22	MIA	3K	38	29/30	0.93	0.21	128,138,144,146	0
22	MIA	3L	38	29/30	0.94	0.30	131,140,149,159	0
22	QUO	2L	35	32/33	0.94	0.47	111,120,135,136	8
22	MIA	2K	38	29/30	0.95	0.27	101,114,121,126	0
22	PSU	2K	40	20/21	0.95	0.20	96,112,117,120	0
22	PSU	2L	40	20/21	0.95	0.29	108,120,128,130	0
22	QUO	2K	35	32/33	0.96	0.29	103,113,118,124	9
22	MIA	2L	38	29/30	0.96	0.30	112,124,132,146	0

6.3 Carbohydrates [i](#)

There are no monosaccharides in this entry.

6.4 Ligands i

In the following table, the Atoms column lists the number of modelled atoms in the group and the number defined in the chemical component dictionary. The B-factors column lists the minimum, median, 95th percentile and maximum values of B factors of atoms in the group. The column labelled 'Q< 0.9' lists the number of atoms with occupancy less than 0.9.

Mol	Type	Chain	Res	Atoms	RSCC	RSR	B-factors(Å ²)	Q<0.9
55	MG	14	3319	1/1	-0.08	0.34	110,110,110,110	0
55	MG	1H	3268	1/1	0.08	0.22	85,85,85,85	0
55	MG	14	3214	1/1	0.16	0.21	122,122,122,122	0
55	MG	1G	1696	1/1	0.17	0.33	112,112,112,112	0
55	MG	1G	1669	1/1	0.18	0.23	119,119,119,119	0
55	MG	1H	3249	1/1	0.27	0.38	102,102,102,102	0
55	MG	13	1684	1/1	0.36	0.18	99,99,99,99	0
55	MG	14	3342	1/1	0.36	0.30	93,93,93,93	0
55	MG	14	3271	1/1	0.42	0.45	99,99,99,99	0
55	MG	1H	3281	1/1	0.42	0.35	103,103,103,103	0
55	MG	14	3323	1/1	0.42	0.31	113,113,113,113	0
55	MG	1G	1693	1/1	0.42	0.43	106,106,106,106	0
55	MG	14	3324	1/1	0.44	0.19	119,119,119,119	0
55	MG	1G	1665	1/1	0.44	0.23	107,107,107,107	0
55	MG	14	3211	1/1	0.46	0.39	101,101,101,101	0
55	MG	13	1685	1/1	0.47	0.26	119,119,119,119	0
55	MG	1H	3216	1/1	0.47	0.31	93,93,93,93	0
55	MG	2K	103	1/1	0.49	0.36	140,140,140,140	0
55	MG	14	3306	1/1	0.49	0.55	92,92,92,92	0
55	MG	1H	3207	1/1	0.50	0.31	101,101,101,101	0
55	MG	1H	3034	1/1	0.51	0.35	93,93,93,93	0
55	MG	1H	3096	1/1	0.51	0.15	74,74,74,74	0
55	MG	1H	3242	1/1	0.51	0.34	107,107,107,107	0
55	MG	1H	3522	1/1	0.51	0.09	112,112,112,112	0
55	MG	1H	3136	1/1	0.52	0.36	96,96,96,96	0
55	MG	13	1619	1/1	0.52	0.21	81,81,81,81	0
55	MG	14	3247	1/1	0.53	0.33	89,89,89,89	0
55	MG	1H	3333	1/1	0.54	0.43	97,97,97,97	0
55	MG	1H	3131	1/1	0.54	0.50	96,96,96,96	0
55	MG	1H	3157	1/1	0.54	0.40	98,98,98,98	0
55	MG	29	304	1/1	0.56	0.34	115,115,115,115	0
55	MG	1G	1683	1/1	0.57	0.22	102,102,102,102	0
55	MG	1G	1718	1/1	0.57	0.33	94,94,94,94	0
56	ZN	G8	201	1/1	0.57	0.12	201,201,201,201	0
55	MG	1H	3398	1/1	0.58	0.09	110,110,110,110	0
55	MG	14	3317	1/1	0.58	0.28	92,92,92,92	0
55	MG	1H	3158	1/1	0.59	0.41	93,93,93,93	0

Continued on next page...

Continued from previous page...

Mol	Type	Chain	Res	Atoms	RSCC	RSR	B-factors(\AA^2)	Q<0.9
55	MG	I8	101	1/1	0.59	0.34	93,93,93,93	0
55	MG	14	3201	1/1	0.59	0.34	84,84,84,84	0
55	MG	1G	1664	1/1	0.60	0.21	112,112,112,112	0
55	MG	14	3081	1/1	0.60	0.28	80,80,80,80	0
55	MG	13	1694	1/1	0.60	0.54	108,108,108,108	0
55	MG	14	3031	1/1	0.61	0.23	95,95,95,95	0
55	MG	14	3246	1/1	0.61	0.26	101,101,101,101	0
55	MG	1H	3178	1/1	0.61	0.57	92,92,92,92	0
55	MG	14	3171	1/1	0.61	0.34	82,82,82,82	0
55	MG	1H	3192	1/1	0.61	0.52	97,97,97,97	0
55	MG	1H	3493	1/1	0.61	0.10	133,133,133,133	0
55	MG	14	3179	1/1	0.62	0.29	107,107,107,107	0
55	MG	13	1690	1/1	0.62	0.36	136,136,136,136	0
55	MG	13	1675	1/1	0.62	0.33	127,127,127,127	0
55	MG	14	3279	1/1	0.63	0.31	103,103,103,103	0
55	MG	29	303	1/1	0.63	0.74	77,77,77,77	0
55	MG	13	1616	1/1	0.63	0.27	133,133,133,133	0
55	MG	1G	1744	1/1	0.63	0.20	126,126,126,126	0
55	MG	1G	1692	1/1	0.64	0.56	141,141,141,141	0
55	MG	14	3097	1/1	0.64	0.27	94,94,94,94	0
55	MG	16	210	1/1	0.64	0.36	117,117,117,117	0
55	MG	45	201	1/1	0.64	0.28	78,78,78,78	0
55	MG	1H	3319	1/1	0.64	0.21	91,91,91,91	0
55	MG	1H	3307	1/1	0.65	0.27	105,105,105,105	0
55	MG	1G	1670	1/1	0.65	0.32	115,115,115,115	0
55	MG	13	1660	1/1	0.65	0.28	108,108,108,108	0
55	MG	1G	1628	1/1	0.66	0.42	95,95,95,95	0
55	MG	1H	3339	1/1	0.66	0.37	122,122,122,122	0
55	MG	1H	3263	1/1	0.66	0.30	78,78,78,78	0
55	MG	14	3226	1/1	0.66	0.19	85,85,85,85	0
55	MG	78	202	1/1	0.66	0.48	91,91,91,91	0
55	MG	14	3326	1/1	0.66	0.51	103,103,103,103	0
55	MG	14	3101	1/1	0.66	0.34	100,100,100,100	0
55	MG	14	3444	1/1	0.66	0.09	113,113,113,113	0
55	MG	14	3257	1/1	0.66	0.29	109,109,109,109	0
55	MG	1G	1704	1/1	0.66	0.20	98,98,98,98	0
55	MG	1H	3175	1/1	0.66	0.43	96,96,96,96	0
55	MG	14	3296	1/1	0.66	0.26	87,87,87,87	0
55	MG	14	3113	1/1	0.67	0.22	85,85,85,85	0
55	MG	1H	3315	1/1	0.67	0.40	107,107,107,107	0
55	MG	13	1687	1/1	0.67	0.11	111,111,111,111	0
55	MG	1H	3273	1/1	0.67	0.42	98,98,98,98	0

Continued on next page...

Continued from previous page...

Mol	Type	Chain	Res	Atoms	RSCC	RSR	B-factors(Å ²)	Q<0.9
55	MG	1H	3511	1/1	0.67	0.15	127,127,127,127	0
55	MG	1G	1717	1/1	0.68	0.15	111,111,111,111	0
55	MG	1H	3025	1/1	0.68	0.15	95,95,95,95	0
55	MG	14	3328	1/1	0.68	0.25	103,103,103,103	0
55	MG	1H	3336	1/1	0.68	0.27	103,103,103,103	0
55	MG	1G	1634	1/1	0.68	0.35	107,107,107,107	0
55	MG	13	1667	1/1	0.68	0.30	99,99,99,99	0
55	MG	1H	3344	1/1	0.68	0.51	95,95,95,95	0
55	MG	1G	1703	1/1	0.68	0.23	113,113,113,113	0
55	MG	1H	3297	1/1	0.68	0.26	104,104,104,104	0
55	MG	1G	1653	1/1	0.69	0.23	90,90,90,90	0
55	MG	14	3264	1/1	0.69	0.40	100,100,100,100	0
55	MG	14	3213	1/1	0.69	0.27	108,108,108,108	0
55	MG	14	3334	1/1	0.69	0.24	93,93,93,93	0
55	MG	13	1659	1/1	0.69	0.14	108,108,108,108	0
55	MG	14	3216	1/1	0.69	0.16	104,104,104,104	0
55	MG	1G	1678	1/1	0.69	0.57	107,107,107,107	0
55	MG	14	3234	1/1	0.69	0.32	96,96,96,96	0
55	MG	1G	1612	1/1	0.69	0.20	108,108,108,108	0
55	MG	14	3206	1/1	0.69	0.24	93,93,93,93	0
55	MG	14	3320	1/1	0.70	0.32	114,114,114,114	0
55	MG	1G	1740	1/1	0.70	0.52	135,135,135,135	0
55	MG	13	1646	1/1	0.70	0.29	100,100,100,100	0
55	MG	14	3249	1/1	0.70	0.28	106,106,106,106	0
55	MG	14	3203	1/1	0.70	0.40	98,98,98,98	0
55	MG	1H	3342	1/1	0.70	0.68	87,87,87,87	0
55	MG	13	1635	1/1	0.70	0.50	106,106,106,106	0
55	MG	1H	3362	1/1	0.70	0.29	112,112,112,112	0
55	MG	1H	3168	1/1	0.70	0.38	75,75,75,75	0
55	MG	1H	3135	1/1	0.70	0.60	102,102,102,102	0
55	MG	14	3140	1/1	0.70	0.28	97,97,97,97	0
55	MG	13	1706	1/1	0.70	0.09	117,117,117,117	0
56	ZN	C5	202	1/1	0.70	0.11	206,206,206,206	0
55	MG	14	3289	1/1	0.71	0.21	100,100,100,100	0
55	MG	2L	103	1/1	0.71	0.21	109,109,109,109	0
55	MG	1G	1676	1/1	0.71	0.21	129,129,129,129	0
55	MG	13	1674	1/1	0.71	0.18	142,142,142,142	0
55	MG	C5	201	1/1	0.71	0.32	95,95,95,95	0
55	MG	13	1689	1/1	0.71	0.38	102,102,102,102	0
55	MG	1H	3155	1/1	0.71	0.36	92,92,92,92	0
55	MG	14	3325	1/1	0.72	0.33	107,107,107,107	0
55	MG	1H	3355	1/1	0.72	0.28	92,92,92,92	0

Continued on next page...

Continued from previous page...

Mol	Type	Chain	Res	Atoms	RSCC	RSR	B-factors(\AA^2)	Q<0.9
55	MG	1G	1719	1/1	0.72	0.36	118,118,118,118	0
55	MG	16	209	1/1	0.72	0.12	101,101,101,101	0
55	MG	1G	1658	1/1	0.72	0.31	106,106,106,106	0
55	MG	14	3297	1/1	0.72	0.20	81,81,81,81	0
55	MG	14	3448	1/1	0.72	0.09	123,123,123,123	0
55	MG	14	3235	1/1	0.72	0.36	109,109,109,109	0
55	MG	1H	3133	1/1	0.72	0.17	92,92,92,92	0
55	MG	1H	3363	1/1	0.72	0.21	93,93,93,93	0
55	MG	1H	3051	1/1	0.72	0.42	76,76,76,76	0
55	MG	1H	3290	1/1	0.72	0.21	88,88,88,88	0
55	MG	1H	3348	1/1	0.72	0.28	126,126,126,126	0
55	MG	1H	3243	1/1	0.73	0.18	119,119,119,119	0
55	MG	14	3029	1/1	0.73	0.43	85,85,85,85	0
55	MG	1H	3213	1/1	0.73	0.36	80,80,80,80	0
55	MG	1H	3255	1/1	0.73	0.28	107,107,107,107	0
55	MG	1H	3492	1/1	0.73	0.09	117,117,117,117	0
55	MG	14	3208	1/1	0.73	0.20	83,83,83,83	0
55	MG	14	3339	1/1	0.73	0.55	107,107,107,107	0
55	MG	14	3098	1/1	0.73	0.45	86,86,86,86	0
55	MG	1H	3353	1/1	0.73	0.42	100,100,100,100	0
55	MG	1G	1609	1/1	0.73	0.17	106,106,106,106	0
55	MG	14	3128	1/1	0.73	0.30	85,85,85,85	0
55	MG	14	3299	1/1	0.73	0.40	138,138,138,138	0
55	MG	14	3136	1/1	0.73	0.18	109,109,109,109	0
55	MG	14	3233	1/1	0.73	0.32	84,84,84,84	0
55	MG	1H	3262	1/1	0.73	0.28	101,101,101,101	0
55	MG	14	3146	1/1	0.73	0.40	81,81,81,81	0
55	MG	14	3295	1/1	0.74	0.45	103,103,103,103	0
55	MG	1G	1635	1/1	0.74	0.31	98,98,98,98	0
55	MG	1H	3358	1/1	0.74	0.41	115,115,115,115	0
55	MG	1H	3314	1/1	0.74	0.41	80,80,80,80	0
55	MG	14	3265	1/1	0.74	0.37	85,85,85,85	0
55	MG	14	3237	1/1	0.74	0.32	79,79,79,79	0
55	MG	14	3220	1/1	0.74	0.18	89,89,89,89	0
55	MG	1G	1711	1/1	0.74	0.89	107,107,107,107	0
55	MG	1H	3504	1/1	0.75	0.12	131,131,131,131	0
55	MG	14	3446	1/1	0.75	0.43	120,120,120,120	0
55	MG	13	1642	1/1	0.75	0.21	99,99,99,99	0
55	MG	14	3472	1/1	0.75	0.06	121,121,121,121	0
55	MG	1H	3141	1/1	0.75	0.34	90,90,90,90	0
55	MG	1H	3525	1/1	0.75	0.10	127,127,127,127	0
55	MG	14	3267	1/1	0.75	0.14	99,99,99,99	0

Continued on next page...

Continued from previous page...

Mol	Type	Chain	Res	Atoms	RSCC	RSR	B-factors(\AA^2)	Q<0.9
55	MG	1H	3454	1/1	0.75	0.11	89,89,89,89	0
55	MG	1H	3276	1/1	0.75	0.21	89,89,89,89	0
55	MG	1H	3071	1/1	0.75	0.67	80,80,80,80	0
55	MG	14	3316	1/1	0.76	0.29	97,97,97,97	0
55	MG	1H	3280	1/1	0.76	0.21	97,97,97,97	0
55	MG	1G	1623	1/1	0.76	0.29	99,99,99,99	0
55	MG	14	3123	1/1	0.76	0.36	95,95,95,95	0
55	MG	1G	1700	1/1	0.76	0.22	99,99,99,99	0
55	MG	1H	3451	1/1	0.76	0.21	123,123,123,123	0
55	MG	1G	1629	1/1	0.76	0.23	91,91,91,91	0
55	MG	1H	3208	1/1	0.76	0.60	110,110,110,110	0
55	MG	1H	3254	1/1	0.76	0.17	104,104,104,104	0
55	MG	14	3253	1/1	0.76	0.38	94,94,94,94	0
55	MG	1H	3294	1/1	0.76	0.44	91,91,91,91	0
55	MG	14	3197	1/1	0.76	0.33	105,105,105,105	0
55	MG	1H	3346	1/1	0.76	0.24	80,80,80,80	0
55	MG	1H	3210	1/1	0.76	0.22	97,97,97,97	0
55	MG	1H	3351	1/1	0.76	0.44	114,114,114,114	0
55	MG	13	1727	1/1	0.76	0.08	130,130,130,130	0
55	MG	13	1686	1/1	0.76	0.42	111,111,111,111	0
55	MG	14	3212	1/1	0.76	0.21	94,94,94,94	0
55	MG	1H	3230	1/1	0.76	0.39	91,91,91,91	0
55	MG	13	1647	1/1	0.76	0.30	87,87,87,87	0
55	MG	13	1668	1/1	0.76	0.28	94,94,94,94	0
55	MG	1H	3370	1/1	0.76	0.45	87,87,87,87	0
55	MG	1H	3139	1/1	0.77	0.43	101,101,101,101	0
55	MG	1H	3325	1/1	0.77	0.35	78,78,78,78	0
55	MG	1G	1645	1/1	0.77	0.28	104,104,104,104	0
55	MG	1H	3332	1/1	0.77	0.70	101,101,101,101	0
55	MG	1H	3256	1/1	0.77	0.64	82,82,82,82	0
55	MG	14	3147	1/1	0.77	0.19	115,115,115,115	0
55	MG	14	3149	1/1	0.77	0.33	81,81,81,81	0
55	MG	13	1666	1/1	0.77	0.15	95,95,95,95	0
55	MG	1H	3227	1/1	0.77	0.48	83,83,83,83	0
55	MG	5E	201	1/1	0.77	0.32	121,121,121,121	0
55	MG	14	3258	1/1	0.77	0.24	78,78,78,78	0
55	MG	1H	3341	1/1	0.78	0.31	94,94,94,94	0
55	MG	14	3269	1/1	0.78	0.25	93,93,93,93	0
55	MG	42	201	1/1	0.78	0.34	103,103,103,103	0
55	MG	14	3330	1/1	0.78	0.25	85,85,85,85	0
55	MG	1G	1651	1/1	0.78	0.28	92,92,92,92	0
55	MG	14	3025	1/1	0.78	0.09	85,85,85,85	0

Continued on next page...

Continued from previous page...

Mol	Type	Chain	Res	Atoms	RSCC	RSR	B-factors(\AA^2)	Q<0.9
55	MG	1H	3099	1/1	0.78	0.11	90,90,90,90	0
55	MG	1H	3126	1/1	0.78	0.24	87,87,87,87	0
55	MG	14	3062	1/1	0.78	0.20	79,79,79,79	0
55	MG	1H	3299	1/1	0.78	0.34	80,80,80,80	0
55	MG	1H	3505	1/1	0.78	0.62	122,122,122,122	0
55	MG	1J	205	1/1	0.78	0.22	112,112,112,112	0
55	MG	1J	206	1/1	0.78	0.35	129,129,129,129	0
55	MG	1H	3179	1/1	0.78	0.24	69,69,69,69	0
55	MG	1H	3397	1/1	0.78	0.09	90,90,90,90	0
55	MG	1H	3020	1/1	0.78	0.13	103,103,103,103	0
55	MG	16	203	1/1	0.78	0.14	105,105,105,105	0
55	MG	1G	1737	1/1	0.78	0.23	147,147,147,147	0
55	MG	1H	3174	1/1	0.78	0.33	80,80,80,80	0
55	MG	1H	3334	1/1	0.79	0.32	88,88,88,88	0
55	MG	1G	1705	1/1	0.79	0.17	110,110,110,110	0
55	MG	14	3410	1/1	0.79	0.11	109,109,109,109	0
55	MG	14	3307	1/1	0.79	0.12	90,90,90,90	0
55	MG	1H	3182	1/1	0.79	0.22	68,68,68,68	0
55	MG	1H	3166	1/1	0.79	0.30	86,86,86,86	0
55	MG	13	1663	1/1	0.79	0.35	108,108,108,108	0
55	MG	13	1693	1/1	0.79	0.28	103,103,103,103	0
55	MG	1H	3301	1/1	0.79	0.28	93,93,93,93	0
55	MG	1H	3345	1/1	0.79	0.27	104,104,104,104	0
55	MG	14	3111	1/1	0.79	0.22	85,85,85,85	0
55	MG	1H	3253	1/1	0.79	0.41	92,92,92,92	0
55	MG	1G	1613	1/1	0.79	0.24	104,104,104,104	0
55	MG	1H	3347	1/1	0.79	0.37	117,117,117,117	0
55	MG	14	3131	1/1	0.79	0.18	81,81,81,81	0
55	MG	13	1681	1/1	0.80	0.81	117,117,117,117	0
55	MG	14	3464	1/1	0.80	0.23	122,122,122,122	0
55	MG	1H	3260	1/1	0.80	0.29	114,114,114,114	0
55	MG	14	3001	1/1	0.80	0.13	84,84,84,84	0
55	MG	14	3104	1/1	0.80	0.39	96,96,96,96	0
55	MG	1J	207	1/1	0.80	0.21	97,97,97,97	0
55	MG	1H	3233	1/1	0.80	0.65	117,117,117,117	0
55	MG	1G	1731	1/1	0.80	0.07	117,117,117,117	0
55	MG	13	1644	1/1	0.80	0.26	91,91,91,91	0
55	MG	1H	3497	1/1	0.80	0.09	152,152,152,152	0
55	MG	1H	3229	1/1	0.80	0.27	86,86,86,86	0
55	MG	14	3223	1/1	0.80	0.23	97,97,97,97	0
55	MG	1H	3266	1/1	0.81	0.35	106,106,106,106	0
55	MG	14	3332	1/1	0.81	0.21	89,89,89,89	0

Continued on next page...

Continued from previous page...

Mol	Type	Chain	Res	Atoms	RSCC	RSR	B-factors(Å ²)	Q<0.9
55	MG	1G	1715	1/1	0.81	0.29	116,116,116,116	0
55	MG	14	3335	1/1	0.81	0.24	93,93,93,93	0
55	MG	14	3162	1/1	0.81	0.19	92,92,92,92	0
55	MG	1H	3084	1/1	0.81	0.29	83,83,83,83	0
55	MG	16	205	1/1	0.81	0.18	109,109,109,109	0
55	MG	14	3417	1/1	0.81	0.07	119,119,119,119	0
55	MG	1H	3328	1/1	0.81	0.19	94,94,94,94	0
55	MG	1G	1725	1/1	0.81	0.10	124,124,124,124	0
55	MG	13	1692	1/1	0.81	0.38	101,101,101,101	0
55	MG	1G	1691	1/1	0.81	0.47	122,122,122,122	0
55	MG	11	301	1/1	0.81	0.35	93,93,93,93	0
55	MG	14	3318	1/1	0.81	0.31	102,102,102,102	0
55	MG	1H	3023	1/1	0.81	0.41	101,101,101,101	0
55	MG	1H	3110	1/1	0.81	0.14	65,65,65,65	0
55	MG	14	3321	1/1	0.81	0.39	93,93,93,93	0
55	MG	1H	3172	1/1	0.81	0.58	94,94,94,94	0
55	MG	1H	3264	1/1	0.81	0.51	85,85,85,85	0
55	MG	1H	3404	1/1	0.81	0.11	71,71,71,71	0
55	MG	14	3219	1/1	0.81	0.12	105,105,105,105	0
56	ZN	5A	101	1/1	0.81	0.14	155,155,155,155	0
55	MG	1G	1666	1/1	0.81	0.28	99,99,99,99	0
55	MG	1H	3187	1/1	0.82	0.44	103,103,103,103	0
55	MG	14	3274	1/1	0.82	0.19	88,88,88,88	0
55	MG	14	3138	1/1	0.82	0.26	90,90,90,90	0
55	MG	1H	3367	1/1	0.82	0.23	97,97,97,97	0
55	MG	14	3144	1/1	0.82	0.16	78,78,78,78	0
55	MG	1H	3324	1/1	0.82	0.27	96,96,96,96	0
55	MG	1H	3279	1/1	0.82	0.42	101,101,101,101	0
55	MG	1H	3152	1/1	0.82	0.39	82,82,82,82	0
55	MG	13	1636	1/1	0.82	0.23	100,100,100,100	0
55	MG	1H	3142	1/1	0.82	0.19	81,81,81,81	0
55	MG	14	3314	1/1	0.82	0.14	111,111,111,111	0
55	MG	1H	3546	1/1	0.82	0.19	89,89,89,89	0
55	MG	14	3184	1/1	0.82	0.24	92,92,92,92	0
55	MG	1H	3361	1/1	0.82	0.35	103,103,103,103	0
55	MG	1H	3185	1/1	0.82	0.19	73,73,73,73	0
55	MG	1H	3259	1/1	0.83	0.38	165,165,165,165	0
55	MG	1H	3061	1/1	0.83	0.29	90,90,90,90	0
55	MG	13	1665	1/1	0.83	0.19	106,106,106,106	0
55	MG	13	1725	1/1	0.83	0.15	157,157,157,157	0
55	MG	14	3281	1/1	0.83	0.25	98,98,98,98	0
55	MG	14	3284	1/1	0.83	0.39	83,83,83,83	0

Continued on next page...

Continued from previous page...

Mol	Type	Chain	Res	Atoms	RSCC	RSR	B-factors(\AA^2)	Q<0.9
55	MG	1H	3309	1/1	0.83	0.26	96,96,96,96	0
55	MG	1H	3310	1/1	0.83	0.36	84,84,84,84	0
55	MG	14	3224	1/1	0.83	0.26	87,87,87,87	0
55	MG	14	3160	1/1	0.83	0.21	82,82,82,82	0
55	MG	14	3089	1/1	0.83	0.21	78,78,78,78	0
55	MG	14	3163	1/1	0.83	0.10	86,86,86,86	0
55	MG	14	3455	1/1	0.83	0.19	131,131,131,131	0
55	MG	1H	3312	1/1	0.83	0.40	106,106,106,106	0
55	MG	14	3470	1/1	0.83	0.12	136,136,136,136	0
55	MG	1G	1723	1/1	0.83	0.19	131,131,131,131	0
55	MG	14	3238	1/1	0.83	0.26	153,153,153,153	0
55	MG	1G	1633	1/1	0.83	0.32	91,91,91,91	0
55	MG	1H	3338	1/1	0.83	0.60	88,88,88,88	0
55	MG	1H	3489	1/1	0.83	0.10	108,108,108,108	0
55	MG	1H	3037	1/1	0.83	0.20	78,78,78,78	0
55	MG	29	305	1/1	0.83	1.00	86,86,86,86	0
55	MG	39	301	1/1	0.83	0.13	108,108,108,108	0
55	MG	1H	3146	1/1	0.83	0.45	98,98,98,98	0
55	MG	32	301	1/1	0.83	0.19	109,109,109,109	0
55	MG	14	3209	1/1	0.83	0.34	89,89,89,89	0
55	MG	78	201	1/1	0.83	0.42	94,94,94,94	0
55	MG	5E	202	1/1	0.83	0.21	109,109,109,109	0
55	MG	1H	3073	1/1	0.84	0.42	71,71,71,71	0
55	MG	13	1720	1/1	0.84	0.16	136,136,136,136	0
55	MG	1H	3282	1/1	0.84	0.28	87,87,87,87	0
55	MG	1H	3289	1/1	0.84	0.51	104,104,104,104	0
55	MG	1H	3088	1/1	0.84	0.18	55,55,55,55	0
55	MG	13	1650	1/1	0.84	0.17	116,116,116,116	0
55	MG	3L	102	1/1	0.84	0.41	95,95,95,95	0
55	MG	1G	1632	1/1	0.84	0.31	88,88,88,88	0
55	MG	14	3437	1/1	0.84	0.12	98,98,98,98	0
55	MG	14	3227	1/1	0.84	0.28	112,112,112,112	0
55	MG	1H	3226	1/1	0.84	0.15	89,89,89,89	0
55	MG	14	3302	1/1	0.84	0.72	82,82,82,82	0
55	MG	14	3304	1/1	0.84	0.35	85,85,85,85	0
55	MG	14	3459	1/1	0.84	0.07	114,114,114,114	0
55	MG	14	3460	1/1	0.84	0.09	94,94,94,94	0
55	MG	1G	1701	1/1	0.84	0.41	106,106,106,106	0
55	MG	13	1683	1/1	0.84	0.17	111,111,111,111	0
55	MG	14	3311	1/1	0.84	0.36	106,106,106,106	0
55	MG	14	3479	1/1	0.84	0.32	108,108,108,108	0
55	MG	1H	3534	1/1	0.84	0.10	115,115,115,115	0

Continued on next page...

Continued from previous page...

Mol	Type	Chain	Res	Atoms	RSCC	RSR	B-factors(Å ²)	Q<0.9
55	MG	13	1669	1/1	0.84	0.42	115,115,115,115	0
55	MG	1G	1710	1/1	0.84	0.63	107,107,107,107	0
55	MG	14	3196	1/1	0.84	0.26	107,107,107,107	0
55	MG	1H	3111	1/1	0.84	0.34	111,111,111,111	0
55	MG	1H	3114	1/1	0.84	0.30	94,94,94,94	0
55	MG	13	1695	1/1	0.84	0.17	108,108,108,108	0
55	MG	1H	3399	1/1	0.84	0.18	109,109,109,109	0
55	MG	13	1678	1/1	0.84	0.22	124,124,124,124	0
55	MG	1H	3193	1/1	0.84	0.19	79,79,79,79	0
55	MG	13	1712	1/1	0.84	0.06	119,119,119,119	0
55	MG	1H	3318	1/1	0.84	0.34	86,86,86,86	0
55	MG	1H	3431	1/1	0.85	0.19	127,127,127,127	0
55	MG	14	3157	1/1	0.85	0.25	95,95,95,95	0
55	MG	13	1639	1/1	0.85	0.27	89,89,89,89	0
55	MG	1H	3304	1/1	0.85	0.30	84,84,84,84	0
55	MG	14	3419	1/1	0.85	0.07	104,104,104,104	0
55	MG	1H	3488	1/1	0.85	0.08	117,117,117,117	0
55	MG	14	3440	1/1	0.85	0.16	131,131,131,131	0
55	MG	2K	104	1/1	0.85	0.08	153,153,153,153	0
55	MG	13	1617	1/1	0.85	0.21	99,99,99,99	0
55	MG	1H	3091	1/1	0.85	0.17	81,81,81,81	0
55	MG	14	3185	1/1	0.85	0.16	92,92,92,92	0
55	MG	14	3310	1/1	0.85	0.11	107,107,107,107	0
55	MG	14	3193	1/1	0.85	0.20	90,90,90,90	0
55	MG	14	3462	1/1	0.85	0.21	100,100,100,100	0
55	MG	1H	3240	1/1	0.85	0.38	91,91,91,91	0
55	MG	1H	3502	1/1	0.85	0.12	125,125,125,125	0
55	MG	1H	3211	1/1	0.85	0.33	94,94,94,94	0
55	MG	14	3202	1/1	0.85	0.19	90,90,90,90	0
55	MG	14	3482	1/1	0.85	0.12	118,118,118,118	0
55	MG	1J	204	1/1	0.85	0.25	128,128,128,128	0
55	MG	13	1609	1/1	0.85	0.21	130,130,130,130	0
55	MG	1G	1679	1/1	0.85	0.14	106,106,106,106	0
55	MG	1H	3248	1/1	0.85	0.21	89,89,89,89	0
55	MG	1H	3132	1/1	0.85	0.15	77,77,77,77	0
55	MG	13	1638	1/1	0.85	0.44	103,103,103,103	0
55	MG	1H	3531	1/1	0.85	0.10	116,116,116,116	0
55	MG	14	3270	1/1	0.85	0.15	88,88,88,88	0
55	MG	1H	3270	1/1	0.85	0.38	92,92,92,92	0
55	MG	1H	3537	1/1	0.85	0.10	148,148,148,148	0
55	MG	1H	3300	1/1	0.85	0.16	54,54,54,54	0
55	MG	14	3217	1/1	0.85	0.14	88,88,88,88	0

Continued on next page...

Continued from previous page...

Mol	Type	Chain	Res	Atoms	RSCC	RSR	B-factors(\AA^2)	Q<0.9
55	MG	1G	1644	1/1	0.85	0.12	104,104,104,104	0
55	MG	1H	3209	1/1	0.86	0.25	85,85,85,85	0
55	MG	14	3100	1/1	0.86	0.13	81,81,81,81	0
55	MG	1H	3285	1/1	0.86	0.49	91,91,91,91	0
55	MG	14	3336	1/1	0.86	0.63	102,102,102,102	0
55	MG	1G	1709	1/1	0.86	0.28	111,111,111,111	0
55	MG	14	3109	1/1	0.86	0.28	77,77,77,77	0
55	MG	14	3344	1/1	0.86	0.60	89,89,89,89	0
55	MG	14	3393	1/1	0.86	0.19	103,103,103,103	0
55	MG	13	1656	1/1	0.86	0.41	89,89,89,89	0
55	MG	1H	3521	1/1	0.86	0.10	125,125,125,125	0
55	MG	13	1648	1/1	0.86	0.27	94,94,94,94	0
55	MG	14	3420	1/1	0.86	0.05	125,125,125,125	0
55	MG	14	3424	1/1	0.86	0.10	113,113,113,113	0
55	MG	1H	3364	1/1	0.86	0.17	101,101,101,101	0
55	MG	1H	3031	1/1	0.86	0.62	73,73,73,73	0
55	MG	1H	3115	1/1	0.86	0.39	89,89,89,89	0
55	MG	1H	3373	1/1	0.86	0.19	87,87,87,87	0
55	MG	14	3300	1/1	0.86	0.29	85,85,85,85	0
55	MG	14	3449	1/1	0.86	0.09	135,135,135,135	0
55	MG	1H	3121	1/1	0.86	0.20	82,82,82,82	0
55	MG	14	3457	1/1	0.86	0.14	101,101,101,101	0
55	MG	1H	3149	1/1	0.86	0.56	98,98,98,98	0
55	MG	1H	3228	1/1	0.86	0.23	90,90,90,90	0
55	MG	16	206	1/1	0.86	0.28	76,76,76,76	0
55	MG	13	1626	1/1	0.86	0.21	69,69,69,69	0
55	MG	1G	1745	1/1	0.86	0.06	143,143,143,143	0
55	MG	14	3312	1/1	0.86	0.19	98,98,98,98	0
55	MG	14	3313	1/1	0.86	0.44	91,91,91,91	0
55	MG	13	1655	1/1	0.86	0.24	107,107,107,107	0
55	MG	1H	3444	1/1	0.86	0.14	111,111,111,111	0
55	MG	1H	3044	1/1	0.86	0.35	74,74,74,74	0
55	MG	1G	1681	1/1	0.86	0.18	105,105,105,105	0
55	MG	13	1699	1/1	0.86	0.05	137,137,137,137	0
55	MG	1H	3160	1/1	0.86	0.63	91,91,91,91	0
55	MG	1H	3313	1/1	0.86	0.51	100,100,100,100	0
55	MG	1H	3200	1/1	0.86	0.24	109,109,109,109	0
55	MG	1H	3245	1/1	0.86	0.23	74,74,74,74	0
55	MG	1H	3165	1/1	0.86	0.31	81,81,81,81	0
55	MG	1H	3499	1/1	0.86	0.09	116,116,116,116	0
55	MG	14	3266	1/1	0.86	0.20	101,101,101,101	0
55	MG	1H	3060	1/1	0.86	0.29	79,79,79,79	0

Continued on next page...

Continued from previous page...

Mol	Type	Chain	Res	Atoms	RSCC	RSR	B-factors(Å ²)	Q<0.9
55	MG	14	3331	1/1	0.86	0.66	79,79,79,79	0
55	MG	1G	1638	1/1	0.87	0.19	86,86,86,86	0
55	MG	13	1623	1/1	0.87	0.22	104,104,104,104	0
55	MG	1H	3295	1/1	0.87	0.41	87,87,87,87	0
55	MG	14	3068	1/1	0.87	0.17	71,71,71,71	0
55	MG	14	3445	1/1	0.87	0.11	104,104,104,104	0
55	MG	14	3074	1/1	0.87	0.24	97,97,97,97	0
55	MG	1H	3219	1/1	0.87	0.43	90,90,90,90	0
55	MG	1H	3343	1/1	0.87	0.21	75,75,75,75	0
55	MG	1H	3236	1/1	0.87	0.24	77,77,77,77	0
55	MG	11	302	1/1	0.87	0.54	63,63,63,63	0
55	MG	1H	3323	1/1	0.87	0.12	84,84,84,84	0
55	MG	1H	3220	1/1	0.87	0.43	92,92,92,92	0
55	MG	14	3103	1/1	0.87	0.13	74,74,74,74	0
55	MG	1H	3222	1/1	0.87	0.19	83,83,83,83	0
55	MG	1G	1720	1/1	0.87	0.12	97,97,97,97	0
55	MG	14	3471	1/1	0.87	0.08	109,109,109,109	0
55	MG	1H	3508	1/1	0.87	0.14	122,122,122,122	0
55	MG	14	3473	1/1	0.87	0.24	108,108,108,108	0
55	MG	1H	3144	1/1	0.87	0.45	86,86,86,86	0
55	MG	1H	3198	1/1	0.87	0.23	58,58,58,58	0
55	MG	14	3483	1/1	0.87	0.15	113,113,113,113	0
55	MG	14	3124	1/1	0.87	0.15	92,92,92,92	0
55	MG	1H	3411	1/1	0.87	0.09	110,110,110,110	0
55	MG	1G	1680	1/1	0.87	0.15	101,101,101,101	0
55	MG	1G	1625	1/1	0.87	0.50	97,97,97,97	0
55	MG	1J	211	1/1	0.87	0.12	133,133,133,133	0
55	MG	13	1696	1/1	0.87	0.18	89,89,89,89	0
55	MG	13	1670	1/1	0.87	0.28	150,150,150,150	0
55	MG	14	3221	1/1	0.87	0.23	82,82,82,82	0
55	MG	1H	3265	1/1	0.87	0.13	85,85,85,85	0
55	MG	49	201	1/1	0.87	0.22	134,134,134,134	0
55	MG	1H	3359	1/1	0.87	0.27	70,70,70,70	0
55	MG	1H	3486	1/1	0.87	0.08	104,104,104,104	0
55	MG	1H	3250	1/1	0.87	0.23	80,80,80,80	0
55	MG	14	3014	1/1	0.87	0.42	88,88,88,88	0
55	MG	1G	1637	1/1	0.87	0.31	127,127,127,127	0
55	MG	1H	3217	1/1	0.88	0.24	85,85,85,85	0
55	MG	1G	1728	1/1	0.88	0.09	133,133,133,133	0
55	MG	14	3102	1/1	0.88	0.17	86,86,86,86	0
55	MG	13	1691	1/1	0.88	0.13	98,98,98,98	0
55	MG	1H	3205	1/1	0.88	0.45	101,101,101,101	0

Continued on next page...

Continued from previous page...

Mol	Type	Chain	Res	Atoms	RSCC	RSR	B-factors(\AA^2)	Q<0.9
55	MG	14	3200	1/1	0.88	0.15	89,89,89,89	0
55	MG	14	3450	1/1	0.88	0.15	113,113,113,113	0
55	MG	14	3452	1/1	0.88	0.09	96,96,96,96	0
55	MG	14	3256	1/1	0.88	0.41	96,96,96,96	0
55	MG	1H	3402	1/1	0.88	0.10	110,110,110,110	0
55	MG	13	1672	1/1	0.88	0.16	105,105,105,105	0
55	MG	1H	3316	1/1	0.88	0.38	78,78,78,78	0
55	MG	2I	301	1/1	0.88	0.21	69,69,69,69	0
55	MG	1G	1698	1/1	0.88	0.57	86,86,86,86	0
55	MG	14	3466	1/1	0.88	0.06	104,104,104,104	0
55	MG	14	3468	1/1	0.88	0.11	134,134,134,134	0
55	MG	1H	3430	1/1	0.88	0.16	99,99,99,99	0
55	MG	13	1653	1/1	0.88	0.10	97,97,97,97	0
55	MG	14	3133	1/1	0.88	0.18	85,85,85,85	0
55	MG	88	202	1/1	0.88	0.19	98,98,98,98	0
55	MG	14	3474	1/1	0.88	0.14	142,142,142,142	0
55	MG	14	3137	1/1	0.88	0.38	107,107,107,107	0
55	MG	14	3480	1/1	0.88	0.11	90,90,90,90	0
55	MG	14	3275	1/1	0.88	0.10	84,84,84,84	0
55	MG	1H	3173	1/1	0.88	0.26	88,88,88,88	0
55	MG	1G	1663	1/1	0.88	0.20	110,110,110,110	0
55	MG	1G	1608	1/1	0.88	0.23	110,110,110,110	0
55	MG	1H	3321	1/1	0.88	0.24	88,88,88,88	0
55	MG	14	3046	1/1	0.88	0.23	88,88,88,88	0
55	MG	1J	209	1/1	0.88	0.06	110,110,110,110	0
55	MG	14	3340	1/1	0.88	0.25	103,103,103,103	0
55	MG	13	1641	1/1	0.88	0.31	117,117,117,117	0
55	MG	1H	3483	1/1	0.88	0.10	117,117,117,117	0
55	MG	1H	3078	1/1	0.88	0.35	81,81,81,81	0
55	MG	1G	1671	1/1	0.88	0.14	102,102,102,102	0
55	MG	14	3301	1/1	0.88	0.19	91,91,91,91	0
55	MG	1H	3197	1/1	0.88	0.24	93,93,93,93	0
55	MG	1H	3122	1/1	0.88	0.27	77,77,77,77	0
55	MG	1H	3330	1/1	0.88	0.38	91,91,91,91	0
55	MG	14	3425	1/1	0.88	0.14	89,89,89,89	0
55	MG	14	3236	1/1	0.88	0.21	113,113,113,113	0
55	MG	1H	3143	1/1	0.89	0.23	90,90,90,90	0
55	MG	1G	1646	1/1	0.89	0.17	81,81,81,81	0
55	MG	1H	3543	1/1	0.89	0.26	121,121,121,121	0
55	MG	14	3215	1/1	0.89	0.16	182,182,182,182	0
55	MG	1H	3415	1/1	0.89	0.09	91,91,91,91	0
55	MG	1H	3225	1/1	0.89	0.24	113,113,113,113	0

Continued on next page...

Continued from previous page...

Mol	Type	Chain	Res	Atoms	RSCC	RSR	B-factors(\AA^2)	Q<0.9
55	MG	14	3119	1/1	0.89	0.29	82,82,82,82	0
55	MG	13	1628	1/1	0.89	0.30	89,89,89,89	0
55	MG	14	3305	1/1	0.89	0.57	94,94,94,94	0
55	MG	1H	3024	1/1	0.89	0.43	98,98,98,98	0
55	MG	1H	3206	1/1	0.89	0.31	89,89,89,89	0
55	MG	1G	1734	1/1	0.89	0.12	114,114,114,114	0
55	MG	1H	3320	1/1	0.89	0.51	106,106,106,106	0
55	MG	1H	3476	1/1	0.89	0.19	106,106,106,106	0
55	MG	13	1679	1/1	0.89	0.25	101,101,101,101	0
55	MG	13	1708	1/1	0.89	0.14	103,103,103,103	0
55	MG	1H	3487	1/1	0.89	0.17	123,123,123,123	0
55	MG	1H	3134	1/1	0.89	0.27	78,78,78,78	0
55	MG	1H	3298	1/1	0.89	0.35	114,114,114,114	0
55	MG	1H	3326	1/1	0.89	0.21	85,85,85,85	0
55	MG	1H	3235	1/1	0.89	0.26	107,107,107,107	0
55	MG	1H	3113	1/1	0.89	0.10	98,98,98,98	0
55	MG	13	1631	1/1	0.89	0.22	101,101,101,101	0
55	MG	14	3251	1/1	0.89	0.42	90,90,90,90	0
55	MG	1H	3366	1/1	0.89	0.27	113,113,113,113	0
55	MG	1G	1618	1/1	0.89	0.14	110,110,110,110	0
55	MG	14	3035	1/1	0.89	0.19	74,74,74,74	0
55	MG	14	3329	1/1	0.89	0.23	85,85,85,85	0
55	MG	14	3041	1/1	0.89	0.13	76,76,76,76	0
55	MG	1H	3302	1/1	0.89	0.31	90,90,90,90	0
55	MG	13	1718	1/1	0.89	0.17	125,125,125,125	0
55	MG	1H	3371	1/1	0.89	0.11	72,72,72,72	0
55	MG	1H	3305	1/1	0.89	0.54	107,107,107,107	0
55	MG	14	3076	1/1	0.89	0.20	68,68,68,68	0
55	MG	1H	3518	1/1	0.89	0.18	99,99,99,99	0
55	MG	1H	3215	1/1	0.89	0.57	84,84,84,84	0
55	MG	14	3094	1/1	0.89	0.14	68,68,68,68	0
55	MG	1H	3162	1/1	0.89	0.29	87,87,87,87	0
55	MG	14	3347	1/1	0.89	0.19	72,72,72,72	0
55	MG	1H	3524	1/1	0.89	0.33	123,123,123,123	0
55	MG	55	202	1/1	0.89	0.17	108,108,108,108	0
55	MG	1H	3164	1/1	0.89	0.21	95,95,95,95	0
55	MG	M5	101	1/1	0.89	0.14	97,97,97,97	0
55	MG	13	1658	1/1	0.89	0.37	84,84,84,84	0
55	MG	14	3286	1/1	0.89	0.31	78,78,78,78	0
55	MG	13	1721	1/1	0.89	0.15	100,100,100,100	0
55	MG	14	3387	1/1	0.90	0.07	77,77,77,77	0
55	MG	1H	3303	1/1	0.90	0.19	88,88,88,88	0

Continued on next page...

Continued from previous page...

Mol	Type	Chain	Res	Atoms	RSCC	RSR	B-factors(Å ²)	Q<0.9
55	MG	14	3403	1/1	0.90	0.14	88,88,88,88	0
55	MG	1G	1736	1/1	0.90	0.10	151,151,151,151	0
55	MG	1H	3403	1/1	0.90	0.13	78,78,78,78	0
55	MG	16	202	1/1	0.90	0.31	88,88,88,88	0
55	MG	14	3108	1/1	0.90	0.14	87,87,87,87	0
55	MG	14	3423	1/1	0.90	0.14	101,101,101,101	0
55	MG	1G	1741	1/1	0.90	0.08	140,140,140,140	0
55	MG	14	3291	1/1	0.90	0.14	88,88,88,88	0
55	MG	14	3293	1/1	0.90	0.33	105,105,105,105	0
55	MG	1G	1630	1/1	0.90	0.23	75,75,75,75	0
55	MG	13	1671	1/1	0.90	0.28	155,155,155,155	0
55	MG	1H	3288	1/1	0.90	0.33	86,86,86,86	0
55	MG	1H	3223	1/1	0.90	0.25	77,77,77,77	0
55	MG	1H	3419	1/1	0.90	0.17	90,90,90,90	0
55	MG	1H	3153	1/1	0.90	0.12	79,79,79,79	0
55	MG	1H	3214	1/1	0.90	0.62	94,94,94,94	0
55	MG	14	3132	1/1	0.90	0.23	90,90,90,90	0
55	MG	14	3222	1/1	0.90	0.26	112,112,112,112	0
55	MG	1H	3433	1/1	0.90	0.12	92,92,92,92	0
55	MG	14	3016	1/1	0.90	0.28	86,86,86,86	0
55	MG	14	3225	1/1	0.90	0.35	94,94,94,94	0
55	MG	1H	3154	1/1	0.90	0.35	88,88,88,88	0
55	MG	1H	3449	1/1	0.90	0.08	90,90,90,90	0
55	MG	1G	1650	1/1	0.90	0.18	99,99,99,99	0
55	MG	1H	3194	1/1	0.90	0.30	75,75,75,75	0
55	MG	1H	3453	1/1	0.90	0.09	89,89,89,89	0
55	MG	1H	3278	1/1	0.90	0.33	79,79,79,79	0
55	MG	1G	1712	1/1	0.90	0.28	122,122,122,122	0
55	MG	14	3065	1/1	0.90	0.24	86,86,86,86	0
55	MG	14	3158	1/1	0.90	0.27	70,70,70,70	0
55	MG	Q8	101	1/1	0.90	0.27	95,95,95,95	0
55	MG	14	3071	1/1	0.90	0.15	95,95,95,95	0
55	MG	1G	1605	1/1	0.90	0.13	81,81,81,81	0
55	MG	14	3169	1/1	0.90	0.20	69,69,69,69	0
55	MG	14	3484	1/1	0.90	0.09	146,146,146,146	0
55	MG	1J	203	1/1	0.90	0.11	121,121,121,121	0
55	MG	14	3255	1/1	0.90	0.22	107,107,107,107	0
55	MG	1H	3468	1/1	0.90	0.41	120,120,120,120	0
55	MG	14	3079	1/1	0.90	0.20	75,75,75,75	0
55	MG	14	3181	1/1	0.90	0.23	97,97,97,97	0
55	MG	14	3259	1/1	0.90	0.14	86,86,86,86	0
55	MG	14	3263	1/1	0.90	0.41	101,101,101,101	0

Continued on next page...

Continued from previous page...

Mol	Type	Chain	Res	Atoms	RSCC	RSR	B-factors(\AA^2)	Q<0.9
55	MG	14	3333	1/1	0.90	0.49	96,96,96,96	0
55	MG	14	3080	1/1	0.90	0.18	66,66,66,66	0
55	MG	1H	3261	1/1	0.90	0.52	109,109,109,109	0
55	MG	14	3087	1/1	0.90	0.26	101,101,101,101	0
55	MG	1H	3195	1/1	0.90	0.15	78,78,78,78	0
55	MG	13	1624	1/1	0.90	0.29	77,77,77,77	0
55	MG	14	3341	1/1	0.90	0.18	102,102,102,102	0
55	MG	55	203	1/1	0.90	0.45	88,88,88,88	0
55	MG	1H	3100	1/1	0.90	0.25	76,76,76,76	0
55	MG	14	3343	1/1	0.90	0.40	83,83,83,83	0
55	MG	1G	1621	1/1	0.90	0.13	90,90,90,90	0
55	MG	1H	3538	1/1	0.90	0.11	67,67,67,67	0
55	MG	14	3373	1/1	0.90	0.17	101,101,101,101	0
55	MG	14	3240	1/1	0.91	0.18	100,100,100,100	0
55	MG	1H	3291	1/1	0.91	0.37	120,120,120,120	0
55	MG	1G	1654	1/1	0.91	0.11	88,88,88,88	0
55	MG	13	1610	1/1	0.91	0.10	104,104,104,104	0
55	MG	14	3250	1/1	0.91	0.18	80,80,80,80	0
55	MG	1H	3138	1/1	0.91	0.18	82,82,82,82	0
55	MG	16	211	1/1	0.91	0.10	114,114,114,114	0
55	MG	1G	1743	1/1	0.91	0.09	128,128,128,128	0
55	MG	13	1676	1/1	0.91	0.30	120,120,120,120	0
55	MG	14	3358	1/1	0.91	0.09	102,102,102,102	0
55	MG	13	1612	1/1	0.91	0.21	117,117,117,117	0
55	MG	14	3381	1/1	0.91	0.09	69,69,69,69	0
55	MG	1H	3118	1/1	0.91	0.15	56,56,56,56	0
55	MG	13	1654	1/1	0.91	0.13	104,104,104,104	0
55	MG	1H	3046	1/1	0.91	0.31	86,86,86,86	0
55	MG	14	3408	1/1	0.91	0.13	103,103,103,103	0
55	MG	1G	1672	1/1	0.91	0.33	111,111,111,111	0
55	MG	14	3412	1/1	0.91	0.07	91,91,91,91	0
55	MG	1G	1675	1/1	0.91	0.29	111,111,111,111	0
55	MG	1H	3494	1/1	0.91	0.07	88,88,88,88	0
55	MG	1H	3204	1/1	0.91	0.31	84,84,84,84	0
55	MG	1H	3123	1/1	0.91	0.30	93,93,93,93	0
55	MG	14	3167	1/1	0.91	0.10	107,107,107,107	0
55	MG	1G	1601	1/1	0.91	0.21	89,89,89,89	0
55	MG	14	3435	1/1	0.91	0.11	123,123,123,123	0
55	MG	13	1688	1/1	0.91	0.38	107,107,107,107	0
55	MG	14	3438	1/1	0.91	0.05	104,104,104,104	0
55	MG	14	3177	1/1	0.91	0.17	91,91,91,91	0
55	MG	14	3277	1/1	0.91	0.15	68,68,68,68	0

Continued on next page...

Continued from previous page...

Mol	Type	Chain	Res	Atoms	RSCC	RSR	B-factors(\AA^2)	Q<0.9
55	MG	14	3278	1/1	0.91	0.23	82,82,82,82	0
55	MG	1G	1682	1/1	0.91	0.18	145,145,145,145	0
55	MG	14	3447	1/1	0.91	0.23	90,90,90,90	0
55	MG	1H	3128	1/1	0.91	0.35	77,77,77,77	0
55	MG	1G	1686	1/1	0.91	0.24	121,121,121,121	0
55	MG	1H	3052	1/1	0.91	0.30	72,72,72,72	0
55	MG	14	3287	1/1	0.91	0.14	111,111,111,111	0
55	MG	14	3063	1/1	0.91	0.21	85,85,85,85	0
55	MG	14	3195	1/1	0.91	0.25	103,103,103,103	0
55	MG	13	1640	1/1	0.91	0.20	99,99,99,99	0
55	MG	1H	3509	1/1	0.91	0.05	126,126,126,126	0
55	MG	14	3199	1/1	0.91	0.24	94,94,94,94	0
55	MG	1H	3409	1/1	0.91	0.17	84,84,84,84	0
55	MG	1H	3513	1/1	0.91	0.29	103,103,103,103	0
55	MG	1H	3517	1/1	0.91	0.08	121,121,121,121	0
55	MG	1G	1624	1/1	0.91	0.17	101,101,101,101	0
55	MG	1H	3237	1/1	0.91	0.33	99,99,99,99	0
55	MG	1H	3239	1/1	0.91	0.36	71,71,71,71	0
55	MG	14	3083	1/1	0.91	0.09	64,64,64,64	0
55	MG	14	3086	1/1	0.91	0.22	68,68,68,68	0
55	MG	14	3477	1/1	0.91	0.28	117,117,117,117	0
55	MG	1H	3180	1/1	0.91	0.16	53,53,53,53	0
55	MG	1G	1708	1/1	0.91	0.19	96,96,96,96	0
55	MG	1H	3106	1/1	0.91	0.44	81,81,81,81	0
55	MG	1H	3184	1/1	0.91	0.12	66,66,66,66	0
55	MG	1H	3529	1/1	0.91	0.08	106,106,106,106	0
55	MG	13	1661	1/1	0.91	0.21	127,127,127,127	0
55	MG	14	3315	1/1	0.91	0.39	121,121,121,121	0
55	MG	1G	1713	1/1	0.91	0.15	106,106,106,106	0
55	MG	1G	1714	1/1	0.91	0.12	115,115,115,115	0
55	MG	13	1702	1/1	0.91	0.12	140,140,140,140	0
55	MG	1H	3189	1/1	0.91	0.11	83,83,83,83	0
55	MG	14	3105	1/1	0.91	0.19	82,82,82,82	0
55	MG	14	3107	1/1	0.91	0.15	78,78,78,78	0
55	MG	1H	3356	1/1	0.91	0.32	98,98,98,98	0
55	MG	1H	3191	1/1	0.91	0.43	90,90,90,90	0
55	MG	1H	3252	1/1	0.91	0.22	76,76,76,76	0
55	MG	14	3229	1/1	0.91	0.31	71,71,71,71	0
55	MG	14	3327	1/1	0.91	0.15	101,101,101,101	0
55	MG	14	3232	1/1	0.91	0.10	86,86,86,86	0
55	MG	1G	1721	1/1	0.91	0.09	121,121,121,121	0
55	MG	14	3118	1/1	0.91	0.16	96,96,96,96	0

Continued on next page...

Continued from previous page...

Mol	Type	Chain	Res	Atoms	RSCC	RSR	B-factors(Å ²)	Q<0.9
55	MG	1H	3467	1/1	0.91	0.10	101,101,101,101	0
55	MG	1G	1648	1/1	0.91	0.28	109,109,109,109	0
55	MG	1H	3218	1/1	0.91	0.31	87,87,87,87	0
55	MG	1H	3475	1/1	0.91	0.12	69,69,69,69	0
55	MG	14	3174	1/1	0.92	0.60	85,85,85,85	0
55	MG	1H	3103	1/1	0.92	0.13	74,74,74,74	0
55	MG	13	1680	1/1	0.92	0.40	160,160,160,160	0
55	MG	14	3396	1/1	0.92	0.19	94,94,94,94	0
55	MG	1G	1699	1/1	0.92	0.14	157,157,157,157	0
55	MG	14	3067	1/1	0.92	0.15	66,66,66,66	0
55	MG	1H	3519	1/1	0.92	0.08	132,132,132,132	0
55	MG	1H	3109	1/1	0.92	0.11	57,57,57,57	0
55	MG	1G	1702	1/1	0.92	0.34	173,173,173,173	0
55	MG	1H	3069	1/1	0.92	0.22	86,86,86,86	0
55	MG	1H	3523	1/1	0.92	0.08	135,135,135,135	0
55	MG	14	3422	1/1	0.92	0.08	110,110,110,110	0
55	MG	1H	3042	1/1	0.92	0.32	69,69,69,69	0
55	MG	1H	3442	1/1	0.92	0.11	97,97,97,97	0
55	MG	1H	3112	1/1	0.92	0.29	64,64,64,64	0
55	MG	14	3433	1/1	0.92	0.09	105,105,105,105	0
55	MG	1H	3167	1/1	0.92	0.23	119,119,119,119	0
55	MG	13	1613	1/1	0.92	0.19	123,123,123,123	0
55	MG	14	3205	1/1	0.92	0.12	82,82,82,82	0
55	MG	1H	3257	1/1	0.92	0.41	102,102,102,102	0
55	MG	1H	3076	1/1	0.92	0.29	74,74,74,74	0
55	MG	1H	3327	1/1	0.92	0.25	88,88,88,88	0
55	MG	13	1664	1/1	0.92	0.18	142,142,142,142	0
55	MG	1H	3049	1/1	0.92	0.24	78,78,78,78	0
55	MG	1H	3119	1/1	0.92	0.24	92,92,92,92	0
55	MG	1H	3480	1/1	0.92	0.08	100,100,100,100	0
55	MG	1H	3231	1/1	0.92	0.11	81,81,81,81	0
55	MG	16	207	1/1	0.92	0.29	95,95,95,95	0
55	MG	16	208	1/1	0.92	0.25	76,76,76,76	0
55	MG	14	3218	1/1	0.92	0.14	77,77,77,77	0
55	MG	1G	1656	1/1	0.92	0.31	104,104,104,104	0
55	MG	1G	1726	1/1	0.92	0.07	137,137,137,137	0
55	MG	1H	3485	1/1	0.92	0.08	97,97,97,97	0
55	MG	1H	3232	1/1	0.92	0.18	82,82,82,82	0
55	MG	14	3465	1/1	0.92	0.14	92,92,92,92	0
55	MG	1H	3120	1/1	0.92	0.31	69,69,69,69	0
55	MG	14	3115	1/1	0.92	0.09	94,94,94,94	0
55	MG	14	3117	1/1	0.92	0.11	87,87,87,87	0

Continued on next page...

Continued from previous page...

Mol	Type	Chain	Res	Atoms	RSCC	RSR	B-factors(\AA^2)	Q<0.9
55	MG	1H	3377	1/1	0.92	0.19	66,66,66,66	0
55	MG	1H	3378	1/1	0.92	0.12	59,59,59,59	0
55	MG	1G	1668	1/1	0.92	0.34	99,99,99,99	0
55	MG	14	3230	1/1	0.92	0.24	81,81,81,81	0
55	MG	14	3476	1/1	0.92	0.27	110,110,110,110	0
55	MG	14	3231	1/1	0.92	0.07	112,112,112,112	0
55	MG	1H	3384	1/1	0.92	0.12	72,72,72,72	0
55	MG	1H	3394	1/1	0.92	0.15	119,119,119,119	0
55	MG	1H	3147	1/1	0.92	0.44	76,76,76,76	0
55	MG	1H	3050	1/1	0.92	0.36	73,73,73,73	0
55	MG	1G	1674	1/1	0.92	0.20	106,106,106,106	0
55	MG	14	3485	1/1	0.92	0.10	73,73,73,73	0
55	MG	13	1632	1/1	0.92	0.25	87,87,87,87	0
55	MG	2L	102	1/1	0.92	0.16	113,113,113,113	0
55	MG	J8	101	1/1	0.92	0.19	83,83,83,83	0
55	MG	3L	101	1/1	0.92	0.24	189,189,189,189	0
55	MG	14	3142	1/1	0.92	0.10	67,67,67,67	0
55	MG	1H	3212	1/1	0.92	0.16	97,97,97,97	0
55	MG	1J	210	1/1	0.92	0.13	105,105,105,105	0
55	MG	1H	3032	1/1	0.92	0.19	76,76,76,76	0
55	MG	1G	1604	1/1	0.92	0.09	106,106,106,106	0
55	MG	1H	3097	1/1	0.92	0.09	75,75,75,75	0
55	MG	14	3151	1/1	0.92	0.20	79,79,79,79	0
55	MG	14	3018	1/1	0.92	0.22	81,81,81,81	0
55	MG	1H	3407	1/1	0.92	0.08	83,83,83,83	0
55	MG	25	201	1/1	0.92	0.07	129,129,129,129	0
55	MG	1H	3057	1/1	0.92	0.27	76,76,76,76	0
55	MG	55	201	1/1	0.92	0.42	92,92,92,92	0
55	MG	14	3030	1/1	0.92	0.22	92,92,92,92	0
55	MG	1G	1611	1/1	0.92	0.11	92,92,92,92	0
55	MG	1H	3410	1/1	0.92	0.08	82,82,82,82	0
55	MG	14	3348	1/1	0.92	0.16	96,96,96,96	0
55	MG	14	3353	1/1	0.92	0.08	74,74,74,74	0
55	MG	13	1697	1/1	0.92	0.14	100,100,100,100	0
55	MG	1H	3514	1/1	0.92	0.13	129,129,129,129	0
55	MG	1H	3477	1/1	0.93	0.09	80,80,80,80	0
55	MG	1H	3479	1/1	0.93	0.05	97,97,97,97	0
55	MG	14	3430	1/1	0.93	0.07	114,114,114,114	0
55	MG	16	212	1/1	0.93	0.16	126,126,126,126	0
55	MG	13	1634	1/1	0.93	0.14	79,79,79,79	0
55	MG	14	3088	1/1	0.93	0.13	99,99,99,99	0
55	MG	14	3164	1/1	0.93	0.16	89,89,89,89	0

Continued on next page...

Continued from previous page...

Mol	Type	Chain	Res	Atoms	RSCC	RSR	B-factors(Å ²)	Q<0.9
55	MG	14	3439	1/1	0.93	0.06	109,109,109,109	0
55	MG	14	3165	1/1	0.93	0.15	90,90,90,90	0
55	MG	14	3443	1/1	0.93	0.07	106,106,106,106	0
55	MG	13	1722	1/1	0.93	0.10	103,103,103,103	0
55	MG	1H	3520	1/1	0.93	0.07	104,104,104,104	0
55	MG	14	3170	1/1	0.93	0.13	77,77,77,77	0
55	MG	1H	3484	1/1	0.93	0.10	98,98,98,98	0
55	MG	14	3239	1/1	0.93	0.13	101,101,101,101	0
55	MG	13	1662	1/1	0.93	0.33	85,85,85,85	0
55	MG	14	3242	1/1	0.93	0.13	100,100,100,100	0
55	MG	14	3176	1/1	0.93	0.15	75,75,75,75	0
55	MG	1H	3247	1/1	0.93	0.17	89,89,89,89	0
55	MG	14	3456	1/1	0.93	0.06	125,125,125,125	0
55	MG	1H	3145	1/1	0.93	0.28	84,84,84,84	0
55	MG	1G	1649	1/1	0.93	0.19	125,125,125,125	0
55	MG	I8	103	1/1	0.93	0.31	94,94,94,94	0
55	MG	14	3252	1/1	0.93	0.24	79,79,79,79	0
55	MG	1H	3374	1/1	0.93	0.15	64,64,64,64	0
55	MG	14	3190	1/1	0.93	0.14	85,85,85,85	0
55	MG	1H	3163	1/1	0.93	0.40	111,111,111,111	0
55	MG	1H	3530	1/1	0.93	0.19	97,97,97,97	0
55	MG	14	3003	1/1	0.93	0.25	67,67,67,67	0
55	MG	1H	3181	1/1	0.93	0.18	69,69,69,69	0
55	MG	1G	1657	1/1	0.93	0.27	93,93,93,93	0
55	MG	14	3017	1/1	0.93	0.20	79,79,79,79	0
55	MG	1H	3267	1/1	0.93	0.40	95,95,95,95	0
55	MG	14	3021	1/1	0.93	0.42	87,87,87,87	0
55	MG	1H	3536	1/1	0.93	0.04	130,130,130,130	0
55	MG	1H	3390	1/1	0.93	0.10	67,67,67,67	0
55	MG	1G	1610	1/1	0.93	0.13	156,156,156,156	0
55	MG	14	3481	1/1	0.93	0.34	112,112,112,112	0
55	MG	13	1652	1/1	0.93	0.37	98,98,98,98	0
55	MG	14	3272	1/1	0.93	0.45	94,94,94,94	0
55	MG	14	3125	1/1	0.93	0.22	93,93,93,93	0
55	MG	14	3210	1/1	0.93	0.17	89,89,89,89	0
55	MG	14	3345	1/1	0.93	0.19	116,116,116,116	0
55	MG	14	3126	1/1	0.93	0.27	110,110,110,110	0
55	MG	1H	3542	1/1	0.93	0.16	123,123,123,123	0
55	MG	13	1604	1/1	0.93	0.13	96,96,96,96	0
55	MG	14	3357	1/1	0.93	0.13	83,83,83,83	0
55	MG	1G	1716	1/1	0.93	0.13	98,98,98,98	0
55	MG	14	3282	1/1	0.93	0.26	77,77,77,77	0

Continued on next page...

Continued from previous page...

Mol	Type	Chain	Res	Atoms	RSCC	RSR	B-factors(\AA^2)	Q<0.9
55	MG	14	3375	1/1	0.93	0.11	75,75,75,75	0
55	MG	29	302	1/1	0.93	0.58	81,81,81,81	0
55	MG	14	3380	1/1	0.93	0.09	92,92,92,92	0
55	MG	1G	1617	1/1	0.93	0.15	74,74,74,74	0
55	MG	1H	3335	1/1	0.93	0.26	90,90,90,90	0
55	MG	1H	3027	1/1	0.93	0.24	88,88,88,88	0
55	MG	14	3066	1/1	0.93	0.21	82,82,82,82	0
55	MG	14	3400	1/1	0.93	0.18	61,61,61,61	0
55	MG	1G	1673	1/1	0.93	0.18	101,101,101,101	0
55	MG	13	1719	1/1	0.93	0.06	140,140,140,140	0
55	MG	1H	3124	1/1	0.93	0.43	85,85,85,85	0
55	MG	1H	3473	1/1	0.93	0.05	95,95,95,95	0
55	MG	13	1704	1/1	0.93	0.11	89,89,89,89	0
55	MG	E5	102	1/1	0.93	0.34	116,116,116,116	0
55	MG	14	3298	1/1	0.93	0.75	88,88,88,88	0
55	MG	1H	3512	1/1	0.93	0.25	103,103,103,103	0
55	MG	1H	3127	1/1	0.93	0.61	93,93,93,93	0
55	MG	14	3156	1/1	0.93	0.10	84,84,84,84	0
55	MG	14	3262	1/1	0.94	0.13	84,84,84,84	0
55	MG	1G	1695	1/1	0.94	0.14	108,108,108,108	0
55	MG	1H	3368	1/1	0.94	0.28	64,64,64,64	0
55	MG	14	3168	1/1	0.94	0.18	86,86,86,86	0
55	MG	1G	1614	1/1	0.94	0.17	89,89,89,89	0
55	MG	1G	1615	1/1	0.94	0.27	83,83,83,83	0
55	MG	1H	3337	1/1	0.94	0.39	87,87,87,87	0
55	MG	1H	3058	1/1	0.94	0.25	88,88,88,88	0
55	MG	1H	3462	1/1	0.94	0.09	104,104,104,104	0
55	MG	1H	3372	1/1	0.94	0.10	68,68,68,68	0
55	MG	14	3273	1/1	0.94	0.19	92,92,92,92	0
55	MG	14	3178	1/1	0.94	0.51	87,87,87,87	0
55	MG	1H	3527	1/1	0.94	0.14	118,118,118,118	0
55	MG	14	3276	1/1	0.94	0.27	75,75,75,75	0
55	MG	1H	3528	1/1	0.94	0.06	115,115,115,115	0
55	MG	1G	1706	1/1	0.94	0.16	116,116,116,116	0
55	MG	1H	3201	1/1	0.94	0.12	98,98,98,98	0
55	MG	1H	3469	1/1	0.94	0.17	109,109,109,109	0
55	MG	14	3431	1/1	0.94	0.05	106,106,106,106	0
55	MG	1H	3340	1/1	0.94	0.25	81,81,81,81	0
55	MG	14	3283	1/1	0.94	0.40	81,81,81,81	0
55	MG	1H	3533	1/1	0.94	0.18	88,88,88,88	0
55	MG	1H	3375	1/1	0.94	0.12	65,65,65,65	0
55	MG	1H	3283	1/1	0.94	0.54	104,104,104,104	0

Continued on next page...

Continued from previous page...

Mol	Type	Chain	Res	Atoms	RSCC	RSR	B-factors(\AA^2)	Q<0.9
55	MG	1H	3203	1/1	0.94	0.35	83,83,83,83	0
55	MG	14	3442	1/1	0.94	0.27	84,84,84,84	0
55	MG	1H	3478	1/1	0.94	0.07	99,99,99,99	0
55	MG	1H	3539	1/1	0.94	0.09	123,123,123,123	0
55	MG	1H	3541	1/1	0.94	0.12	89,89,89,89	0
55	MG	1H	3095	1/1	0.94	0.33	72,72,72,72	0
55	MG	1H	3186	1/1	0.94	0.24	74,74,74,74	0
55	MG	1G	1647	1/1	0.94	0.14	102,102,102,102	0
55	MG	14	3207	1/1	0.94	0.12	96,96,96,96	0
55	MG	1H	3482	1/1	0.94	0.18	99,99,99,99	0
55	MG	16	201	1/1	0.94	0.18	112,112,112,112	0
55	MG	1H	3393	1/1	0.94	0.09	99,99,99,99	0
55	MG	1H	3075	1/1	0.94	0.42	80,80,80,80	0
55	MG	16	204	1/1	0.94	0.14	121,121,121,121	0
55	MG	1H	3395	1/1	0.94	0.40	107,107,107,107	0
55	MG	1H	3244	1/1	0.94	0.34	75,75,75,75	0
55	MG	14	3112	1/1	0.94	0.32	81,81,81,81	0
55	MG	1G	1735	1/1	0.94	0.06	128,128,128,128	0
55	MG	14	3114	1/1	0.94	0.30	83,83,83,83	0
55	MG	1H	3188	1/1	0.94	0.30	88,88,88,88	0
55	MG	1H	3019	1/1	0.94	0.17	73,73,73,73	0
55	MG	1G	1738	1/1	0.94	0.28	108,108,108,108	0
55	MG	1G	1739	1/1	0.94	0.15	112,112,112,112	0
55	MG	14	3121	1/1	0.94	0.21	88,88,88,88	0
55	MG	1H	3349	1/1	0.94	0.15	95,95,95,95	0
55	MG	1H	3159	1/1	0.94	0.66	90,90,90,90	0
55	MG	1H	3352	1/1	0.94	0.12	84,84,84,84	0
55	MG	13	1605	1/1	0.94	0.11	103,103,103,103	0
55	MG	1G	1667	1/1	0.94	0.13	92,92,92,92	0
55	MG	1H	3496	1/1	0.94	0.12	91,91,91,91	0
55	MG	1H	3408	1/1	0.94	0.08	102,102,102,102	0
55	MG	1H	3016	1/1	0.94	0.24	75,75,75,75	0
55	MG	14	3134	1/1	0.94	0.27	77,77,77,77	0
55	MG	1H	3501	1/1	0.94	0.13	93,93,93,93	0
55	MG	1H	3272	1/1	0.94	0.15	97,97,97,97	0
55	MG	14	3487	1/1	0.94	0.16	73,73,73,73	0
55	MG	1H	3030	1/1	0.94	0.12	66,66,66,66	0
55	MG	14	3139	1/1	0.94	0.25	102,102,102,102	0
55	MG	1H	3413	1/1	0.94	0.11	83,83,83,83	0
55	MG	1H	3275	1/1	0.94	0.23	85,85,85,85	0
55	MG	1H	3151	1/1	0.94	0.19	80,80,80,80	0
55	MG	14	3145	1/1	0.94	0.27	75,75,75,75	0

Continued on next page...

Continued from previous page...

Mol	Type	Chain	Res	Atoms	RSCC	RSR	B-factors(\AA^2)	Q<0.9
55	MG	1H	3277	1/1	0.94	0.46	88,88,88,88	0
55	MG	1H	3196	1/1	0.94	0.29	106,106,106,106	0
55	MG	1H	3306	1/1	0.94	0.27	109,109,109,109	0
55	MG	1H	3365	1/1	0.94	0.24	96,96,96,96	0
55	MG	14	3152	1/1	0.94	0.16	80,80,80,80	0
55	MG	14	3022	1/1	0.94	0.11	60,60,60,60	0
55	MG	1G	1606	1/1	0.94	0.14	108,108,108,108	0
55	MG	1H	3515	1/1	0.94	0.06	125,125,125,125	0
55	MG	14	3254	1/1	0.94	0.19	95,95,95,95	0
55	MG	1H	3117	1/1	0.94	0.26	83,83,83,83	0
55	MG	14	3161	1/1	0.94	0.28	72,72,72,72	0
55	MG	14	3354	1/1	0.94	0.15	92,92,92,92	0
55	MG	1H	3446	1/1	0.94	0.16	112,112,112,112	0
55	MG	1H	3447	1/1	0.94	0.12	78,78,78,78	0
55	MG	14	3366	1/1	0.94	0.09	71,71,71,71	0
55	MG	1H	3089	1/1	0.94	0.13	62,62,62,62	0
55	MG	14	3260	1/1	0.94	0.13	88,88,88,88	0
55	MG	14	3376	1/1	0.94	0.11	84,84,84,84	0
55	MG	14	3378	1/1	0.94	0.12	99,99,99,99	0
55	MG	13	1728	1/1	0.95	0.09	119,119,119,119	0
55	MG	13	1625	1/1	0.95	0.20	63,63,63,63	0
55	MG	14	3355	1/1	0.95	0.16	97,97,97,97	0
55	MG	13	1714	1/1	0.95	0.07	120,120,120,120	0
55	MG	1H	3033	1/1	0.95	0.18	113,113,113,113	0
55	MG	14	3359	1/1	0.95	0.11	87,87,87,87	0
55	MG	14	3365	1/1	0.95	0.09	72,72,72,72	0
55	MG	1H	3079	1/1	0.95	0.21	50,50,50,50	0
55	MG	14	3367	1/1	0.95	0.14	87,87,87,87	0
55	MG	1H	3081	1/1	0.95	0.15	66,66,66,66	0
55	MG	3I	201	1/1	0.95	0.14	89,89,89,89	0
55	MG	14	3143	1/1	0.95	0.12	58,58,58,58	0
55	MG	1H	3331	1/1	0.95	0.24	62,62,62,62	0
55	MG	1H	3035	1/1	0.95	0.48	98,98,98,98	0
55	MG	1H	3284	1/1	0.95	0.22	83,83,83,83	0
55	MG	2K	101	1/1	0.95	0.18	84,84,84,84	0
55	MG	14	3388	1/1	0.95	0.11	80,80,80,80	0
55	MG	14	3009	1/1	0.95	0.23	67,67,67,67	0
55	MG	14	3150	1/1	0.95	0.14	64,64,64,64	0
55	MG	1H	3287	1/1	0.95	0.17	67,67,67,67	0
55	MG	14	3015	1/1	0.95	0.23	78,78,78,78	0
55	MG	1H	3041	1/1	0.95	0.24	68,68,68,68	0
55	MG	1H	3092	1/1	0.95	0.19	79,79,79,79	0

Continued on next page...

Continued from previous page...

Mol	Type	Chain	Res	Atoms	RSCC	RSR	B-factors(Å ²)	Q<0.9
55	MG	1H	3129	1/1	0.95	0.26	80,80,80,80	0
55	MG	14	3415	1/1	0.95	0.06	96,96,96,96	0
55	MG	1H	3500	1/1	0.95	0.14	87,87,87,87	0
55	MG	14	3268	1/1	0.95	0.19	87,87,87,87	0
55	MG	1G	1677	1/1	0.95	0.28	97,97,97,97	0
55	MG	1H	3130	1/1	0.95	0.36	91,91,91,91	0
55	MG	14	3027	1/1	0.95	0.22	80,80,80,80	0
55	MG	1H	3292	1/1	0.95	0.22	100,100,100,100	0
55	MG	1H	3293	1/1	0.95	0.45	89,89,89,89	0
55	MG	14	3426	1/1	0.95	0.10	96,96,96,96	0
55	MG	13	1716	1/1	0.95	0.07	97,97,97,97	0
55	MG	14	3032	1/1	0.95	0.21	79,79,79,79	0
55	MG	13	1698	1/1	0.95	0.14	77,77,77,77	0
55	MG	14	3434	1/1	0.95	0.11	102,102,102,102	0
55	MG	14	3036	1/1	0.95	0.20	84,84,84,84	0
55	MG	14	3436	1/1	0.95	0.12	99,99,99,99	0
55	MG	1H	3296	1/1	0.95	0.22	92,92,92,92	0
55	MG	1G	1684	1/1	0.95	0.21	108,108,108,108	0
55	MG	14	3280	1/1	0.95	0.59	79,79,79,79	0
55	MG	14	3052	1/1	0.95	0.27	74,74,74,74	0
55	MG	14	3056	1/1	0.95	0.16	74,74,74,74	0
55	MG	14	3059	1/1	0.95	0.14	64,64,64,64	0
55	MG	1H	3510	1/1	0.95	0.06	125,125,125,125	0
55	MG	1G	1688	1/1	0.95	0.17	115,115,115,115	0
55	MG	1H	3251	1/1	0.95	0.44	76,76,76,76	0
55	MG	14	3288	1/1	0.95	0.21	88,88,88,88	0
55	MG	1H	3045	1/1	0.95	0.23	104,104,104,104	0
55	MG	14	3189	1/1	0.95	0.29	98,98,98,98	0
55	MG	14	3292	1/1	0.95	0.23	104,104,104,104	0
55	MG	1H	3416	1/1	0.95	0.15	77,77,77,77	0
55	MG	14	3454	1/1	0.95	0.11	96,96,96,96	0
55	MG	14	3192	1/1	0.95	0.19	74,74,74,74	0
55	MG	1H	3008	1/1	0.95	0.26	74,74,74,74	0
55	MG	1H	3421	1/1	0.95	0.18	63,63,63,63	0
55	MG	1H	3423	1/1	0.95	0.15	64,64,64,64	0
55	MG	1H	3429	1/1	0.95	0.12	65,65,65,65	0
55	MG	1H	3014	1/1	0.95	0.29	69,69,69,69	0
55	MG	1G	1616	1/1	0.95	0.26	85,85,85,85	0
55	MG	1H	3176	1/1	0.95	0.47	93,93,93,93	0
55	MG	14	3303	1/1	0.95	0.34	122,122,122,122	0
55	MG	1H	3102	1/1	0.95	0.21	82,82,82,82	0
55	MG	14	3085	1/1	0.95	0.19	67,67,67,67	0

Continued on next page...

Continued from previous page...

Mol	Type	Chain	Res	Atoms	RSCC	RSR	B-factors(\AA^2)	Q<0.9
55	MG	1G	1620	1/1	0.95	0.19	97,97,97,97	0
55	MG	1H	3441	1/1	0.95	0.33	97,97,97,97	0
55	MG	1G	1622	1/1	0.95	0.27	124,124,124,124	0
55	MG	13	1633	1/1	0.95	0.09	107,107,107,107	0
55	MG	1H	3104	1/1	0.95	0.51	84,84,84,84	0
55	MG	14	3095	1/1	0.95	0.43	87,87,87,87	0
55	MG	14	3478	1/1	0.95	0.23	102,102,102,102	0
55	MG	13	1622	1/1	0.95	0.18	96,96,96,96	0
55	MG	1H	3526	1/1	0.95	0.08	106,106,106,106	0
55	MG	1H	3108	1/1	0.95	0.36	79,79,79,79	0
55	MG	1H	3357	1/1	0.95	0.09	87,87,87,87	0
55	MG	1G	1631	1/1	0.95	0.26	81,81,81,81	0
55	MG	13	1615	1/1	0.95	0.31	146,146,146,146	0
55	MG	1H	3452	1/1	0.95	0.10	86,86,86,86	0
55	MG	13	1621	1/1	0.95	0.18	116,116,116,116	0
55	MG	13	1657	1/1	0.95	0.16	109,109,109,109	0
55	MG	1G	1636	1/1	0.95	0.28	97,97,97,97	0
55	MG	1H	3460	1/1	0.95	0.09	94,94,94,94	0
55	MG	1H	3224	1/1	0.95	0.18	87,87,87,87	0
55	MG	1G	1643	1/1	0.95	0.12	128,128,128,128	0
55	MG	1G	1724	1/1	0.95	0.10	95,95,95,95	0
55	MG	13	1726	1/1	0.95	0.05	134,134,134,134	0
55	MG	13	1711	1/1	0.95	0.18	86,86,86,86	0
55	MG	19	301	1/1	0.95	0.23	76,76,76,76	0
55	MG	1H	3148	1/1	0.95	0.29	74,74,74,74	0
55	MG	1H	3471	1/1	0.95	0.10	89,89,89,89	0
55	MG	1G	1733	1/1	0.95	0.10	105,105,105,105	0
55	MG	1H	3190	1/1	0.95	0.21	98,98,98,98	0
55	MG	14	3122	1/1	0.95	0.15	81,81,81,81	0
55	MG	1H	3317	1/1	0.95	0.35	87,87,87,87	0
55	MG	14	3337	1/1	0.95	0.30	111,111,111,111	0
55	MG	14	3338	1/1	0.95	0.19	80,80,80,80	0
55	MG	1H	3028	1/1	0.95	0.38	93,93,93,93	0
55	MG	1H	3547	1/1	0.95	0.36	85,85,85,85	0
55	MG	1G	1652	1/1	0.95	0.35	100,100,100,100	0
55	MG	1H	3029	1/1	0.95	0.26	84,84,84,84	0
55	MG	E5	101	1/1	0.95	0.16	73,73,73,73	0
55	MG	14	3130	1/1	0.95	0.25	85,85,85,85	0
55	MG	1H	3274	1/1	0.95	0.12	97,97,97,97	0
55	MG	1H	3116	1/1	0.95	0.41	92,92,92,92	0
55	MG	14	3241	1/1	0.95	0.10	117,117,117,117	0
55	MG	1G	1742	1/1	0.95	0.34	116,116,116,116	0

Continued on next page...

Continued from previous page...

Mol	Type	Chain	Res	Atoms	RSCC	RSR	B-factors(\AA^2)	Q<0.9
55	MG	14	3371	1/1	0.96	0.09	66,66,66,66	0
55	MG	14	3372	1/1	0.96	0.13	65,65,65,65	0
55	MG	1H	3443	1/1	0.96	0.19	97,97,97,97	0
55	MG	14	3374	1/1	0.96	0.10	80,80,80,80	0
55	MG	1H	3506	1/1	0.96	0.17	102,102,102,102	0
55	MG	1H	3311	1/1	0.96	0.18	85,85,85,85	0
55	MG	14	3377	1/1	0.96	0.09	91,91,91,91	0
55	MG	14	3069	1/1	0.96	0.45	86,86,86,86	0
55	MG	1H	3445	1/1	0.96	0.10	76,76,76,76	0
55	MG	14	3072	1/1	0.96	0.24	85,85,85,85	0
55	MG	14	3384	1/1	0.96	0.05	75,75,75,75	0
55	MG	14	3166	1/1	0.96	0.16	86,86,86,86	0
55	MG	1H	3004	1/1	0.96	0.21	74,74,74,74	0
55	MG	14	3391	1/1	0.96	0.25	80,80,80,80	0
55	MG	1H	3379	1/1	0.96	0.14	71,71,71,71	0
55	MG	88	201	1/1	0.96	0.18	93,93,93,93	0
55	MG	14	3397	1/1	0.96	0.07	79,79,79,79	0
55	MG	1H	3381	1/1	0.96	0.17	78,78,78,78	0
55	MG	1H	3005	1/1	0.96	0.17	64,64,64,64	0
55	MG	14	3172	1/1	0.96	0.15	74,74,74,74	0
55	MG	14	3173	1/1	0.96	0.30	103,103,103,103	0
55	MG	1G	1659	1/1	0.96	0.19	97,97,97,97	0
55	MG	14	3414	1/1	0.96	0.13	99,99,99,99	0
55	MG	1G	1662	1/1	0.96	0.20	96,96,96,96	0
55	MG	14	3416	1/1	0.96	0.06	87,87,87,87	0
55	MG	1G	1727	1/1	0.96	0.08	126,126,126,126	0
55	MG	18	102	1/1	0.96	0.44	73,73,73,73	0
55	MG	1G	1730	1/1	0.96	0.07	100,100,100,100	0
55	MG	1H	3056	1/1	0.96	0.26	67,67,67,67	0
55	MG	14	3182	1/1	0.96	0.16	79,79,79,79	0
55	MG	14	3090	1/1	0.96	0.29	53,53,53,53	0
55	MG	14	3091	1/1	0.96	0.17	73,73,73,73	0
55	MG	14	3285	1/1	0.96	0.08	107,107,107,107	0
55	MG	14	3092	1/1	0.96	0.21	84,84,84,84	0
55	MG	14	3093	1/1	0.96	0.13	66,66,66,66	0
55	MG	14	3432	1/1	0.96	0.10	107,107,107,107	0
55	MG	14	3191	1/1	0.96	0.29	97,97,97,97	0
55	MG	1H	3392	1/1	0.96	0.16	70,70,70,70	0
55	MG	14	3290	1/1	0.96	0.18	102,102,102,102	0
55	MG	1H	3516	1/1	0.96	0.04	126,126,126,126	0
55	MG	14	3096	1/1	0.96	0.20	78,78,78,78	0
55	MG	1H	3171	1/1	0.96	0.23	70,70,70,70	0

Continued on next page...

Continued from previous page...

Mol	Type	Chain	Res	Atoms	RSCC	RSR	B-factors(\AA^2)	Q<0.9
55	MG	1H	3458	1/1	0.96	0.15	67,67,67,67	0
55	MG	14	3099	1/1	0.96	0.24	75,75,75,75	0
55	MG	1H	3199	1/1	0.96	0.56	106,106,106,106	0
55	MG	1H	3007	1/1	0.96	0.30	53,53,53,53	0
55	MG	1G	1607	1/1	0.96	0.21	94,94,94,94	0
55	MG	1H	3396	1/1	0.96	0.09	84,84,84,84	0
55	MG	14	3204	1/1	0.96	0.07	104,104,104,104	0
55	MG	1H	3094	1/1	0.96	0.29	72,72,72,72	0
55	MG	13	1701	1/1	0.96	0.05	89,89,89,89	0
55	MG	14	3106	1/1	0.96	0.34	75,75,75,75	0
55	MG	1H	3470	1/1	0.96	0.15	98,98,98,98	0
55	MG	13	1715	1/1	0.96	0.24	108,108,108,108	0
55	MG	13	1620	1/1	0.96	0.28	67,67,67,67	0
55	MG	14	3309	1/1	0.96	0.14	85,85,85,85	0
55	MG	1G	1746	1/1	0.96	0.10	162,162,162,162	0
55	MG	1H	3474	1/1	0.96	0.24	88,88,88,88	0
55	MG	1H	3064	1/1	0.96	0.37	82,82,82,82	0
55	MG	1H	3150	1/1	0.96	0.31	81,81,81,81	0
55	MG	1H	3405	1/1	0.96	0.11	94,94,94,94	0
55	MG	14	3116	1/1	0.96	0.48	89,89,89,89	0
55	MG	1H	3406	1/1	0.96	0.14	103,103,103,103	0
55	MG	1G	1619	1/1	0.96	0.20	92,92,92,92	0
55	MG	1H	3065	1/1	0.96	0.22	74,74,74,74	0
55	MG	14	3120	1/1	0.96	0.21	69,69,69,69	0
55	MG	1H	3066	1/1	0.96	0.26	81,81,81,81	0
55	MG	14	3008	1/1	0.96	0.15	52,52,52,52	0
55	MG	1H	3067	1/1	0.96	0.22	79,79,79,79	0
55	MG	14	3012	1/1	0.96	0.16	62,62,62,62	0
55	MG	14	3475	1/1	0.96	0.35	99,99,99,99	0
55	MG	1H	3269	1/1	0.96	0.25	107,107,107,107	0
55	MG	1H	3329	1/1	0.96	0.33	96,96,96,96	0
55	MG	14	3127	1/1	0.96	0.17	87,87,87,87	0
55	MG	14	3228	1/1	0.96	0.38	93,93,93,93	0
55	MG	1H	3036	1/1	0.96	0.33	72,72,72,72	0
55	MG	14	3129	1/1	0.96	0.19	77,77,77,77	0
55	MG	1G	1694	1/1	0.96	0.18	103,103,103,103	0
55	MG	1G	1627	1/1	0.96	0.21	89,89,89,89	0
55	MG	13	1606	1/1	0.96	0.27	100,100,100,100	0
55	MG	1H	3156	1/1	0.96	0.25	76,76,76,76	0
55	MG	14	3486	1/1	0.96	0.07	64,64,64,64	0
55	MG	13	1729	1/1	0.96	0.14	115,115,115,115	0
55	MG	14	3026	1/1	0.96	0.25	76,76,76,76	0

Continued on next page...

Continued from previous page...

Mol	Type	Chain	Res	Atoms	RSCC	RSR	B-factors(Å ²)	Q<0.9
55	MG	1H	3545	1/1	0.96	0.24	71,71,71,71	0
55	MG	1H	3420	1/1	0.96	0.14	71,71,71,71	0
55	MG	1H	3490	1/1	0.96	0.17	88,88,88,88	0
55	MG	1H	3074	1/1	0.96	0.38	63,63,63,63	0
55	MG	1J	208	1/1	0.96	0.07	104,104,104,104	0
55	MG	14	3141	1/1	0.96	0.50	64,64,64,64	0
55	MG	13	1601	1/1	0.96	0.13	110,110,110,110	0
55	MG	1H	3424	1/1	0.96	0.14	57,57,57,57	0
55	MG	1H	3495	1/1	0.96	0.08	122,122,122,122	0
55	MG	29	301	1/1	0.96	0.11	67,67,67,67	0
55	MG	1G	1707	1/1	0.96	0.21	91,91,91,91	0
55	MG	14	3346	1/1	0.96	0.35	194,194,194,194	0
55	MG	1H	3426	1/1	0.96	0.10	68,68,68,68	0
55	MG	14	3048	1/1	0.96	0.20	69,69,69,69	0
55	MG	14	3352	1/1	0.96	0.09	65,65,65,65	0
55	MG	14	3050	1/1	0.96	0.26	75,75,75,75	0
55	MG	13	1618	1/1	0.96	0.23	86,86,86,86	0
55	MG	13	1637	1/1	0.96	0.18	113,113,113,113	0
55	MG	14	3356	1/1	0.96	0.10	64,64,64,64	0
55	MG	13	1603	1/1	0.96	0.15	107,107,107,107	0
55	MG	14	3154	1/1	0.96	0.42	102,102,102,102	0
55	MG	1H	3308	1/1	0.96	0.19	90,90,90,90	0
55	MG	13	1723	1/1	0.96	0.07	107,107,107,107	0
55	MG	13	1724	1/1	0.96	0.23	113,113,113,113	0
55	MG	F5	101	1/1	0.96	0.18	90,90,90,90	0
55	MG	14	3159	1/1	0.96	0.17	66,66,66,66	0
56	ZN	5I	101	1/1	0.96	0.14	138,138,138,138	0
55	MG	14	3368	1/1	0.96	0.13	75,75,75,75	0
55	MG	14	3369	1/1	0.96	0.13	63,63,63,63	0
55	MG	14	3370	1/1	0.96	0.13	76,76,76,76	0
55	MG	1H	3026	1/1	0.97	0.16	68,68,68,68	0
55	MG	1H	3202	1/1	0.97	0.21	75,75,75,75	0
55	MG	14	3057	1/1	0.97	0.20	63,63,63,63	0
55	MG	14	3382	1/1	0.97	0.11	93,93,93,93	0
55	MG	14	3383	1/1	0.97	0.07	93,93,93,93	0
55	MG	14	3058	1/1	0.97	0.20	64,64,64,64	0
55	MG	14	3385	1/1	0.97	0.13	96,96,96,96	0
55	MG	14	3386	1/1	0.97	0.13	67,67,67,67	0
55	MG	2K	102	1/1	0.97	0.18	106,106,106,106	0
55	MG	13	1630	1/1	0.97	0.22	92,92,92,92	0
55	MG	14	3389	1/1	0.97	0.09	102,102,102,102	0
55	MG	1H	3455	1/1	0.97	0.07	97,97,97,97	0

Continued on next page...

Continued from previous page...

Mol	Type	Chain	Res	Atoms	RSCC	RSR	B-factors(\AA^2)	Q<0.9
55	MG	14	3392	1/1	0.97	0.20	65,65,65,65	0
55	MG	1H	3456	1/1	0.97	0.07	86,86,86,86	0
55	MG	14	3394	1/1	0.97	0.10	100,100,100,100	0
55	MG	1H	3383	1/1	0.97	0.12	74,74,74,74	0
55	MG	1H	3459	1/1	0.97	0.16	86,86,86,86	0
55	MG	14	3399	1/1	0.97	0.13	63,63,63,63	0
55	MG	1H	3246	1/1	0.97	0.16	86,86,86,86	0
55	MG	14	3401	1/1	0.97	0.13	69,69,69,69	0
55	MG	1H	3387	1/1	0.97	0.09	83,83,83,83	0
55	MG	14	3405	1/1	0.97	0.11	65,65,65,65	0
55	MG	14	3070	1/1	0.97	0.30	72,72,72,72	0
55	MG	1H	3388	1/1	0.97	0.10	77,77,77,77	0
55	MG	14	3411	1/1	0.97	0.10	60,60,60,60	0
55	MG	1H	3389	1/1	0.97	0.09	72,72,72,72	0
55	MG	1H	3535	1/1	0.97	0.08	115,115,115,115	0
55	MG	14	3075	1/1	0.97	0.19	65,65,65,65	0
55	MG	14	3175	1/1	0.97	0.26	95,95,95,95	0
55	MG	13	1649	1/1	0.97	0.25	121,121,121,121	0
55	MG	1H	3391	1/1	0.97	0.06	84,84,84,84	0
55	MG	1H	3059	1/1	0.97	0.48	90,90,90,90	0
55	MG	13	1709	1/1	0.97	0.08	126,126,126,126	0
55	MG	14	3180	1/1	0.97	0.14	94,94,94,94	0
55	MG	14	3082	1/1	0.97	0.34	100,100,100,100	0
55	MG	1H	3540	1/1	0.97	0.09	54,54,54,54	0
55	MG	14	3084	1/1	0.97	0.17	78,78,78,78	0
55	MG	14	3429	1/1	0.97	0.09	79,79,79,79	0
55	MG	13	1643	1/1	0.97	0.24	111,111,111,111	0
55	MG	14	3186	1/1	0.97	0.11	90,90,90,90	0
55	MG	14	3294	1/1	0.97	0.27	82,82,82,82	0
55	MG	14	3187	1/1	0.97	0.21	103,103,103,103	0
55	MG	14	3188	1/1	0.97	0.19	71,71,71,71	0
55	MG	1G	1639	1/1	0.97	0.14	102,102,102,102	0
55	MG	1G	1640	1/1	0.97	0.17	95,95,95,95	0
55	MG	1G	1641	1/1	0.97	0.19	102,102,102,102	0
55	MG	1G	1642	1/1	0.97	0.29	117,117,117,117	0
55	MG	1H	3062	1/1	0.97	0.24	70,70,70,70	0
55	MG	1H	3101	1/1	0.97	0.20	64,64,64,64	0
55	MG	14	3441	1/1	0.97	0.04	113,113,113,113	0
55	MG	1H	3544	1/1	0.97	0.08	59,59,59,59	0
55	MG	1H	3063	1/1	0.97	0.41	76,76,76,76	0
55	MG	1H	3137	1/1	0.97	0.20	93,93,93,93	0
55	MG	1H	3006	1/1	0.97	0.30	58,58,58,58	0

Continued on next page...

Continued from previous page...

Mol	Type	Chain	Res	Atoms	RSCC	RSR	B-factors(Å ²)	Q<0.9
55	MG	1G	1729	1/1	0.97	0.17	112,112,112,112	0
55	MG	14	3308	1/1	0.97	0.19	74,74,74,74	0
55	MG	1H	3400	1/1	0.97	0.14	87,87,87,87	0
55	MG	1H	3481	1/1	0.97	0.11	77,77,77,77	0
55	MG	1G	1732	1/1	0.97	0.18	113,113,113,113	0
55	MG	1H	3401	1/1	0.97	0.17	82,82,82,82	0
55	MG	1H	3177	1/1	0.97	0.27	69,69,69,69	0
55	MG	13	1682	1/1	0.97	0.31	98,98,98,98	0
55	MG	1H	3258	1/1	0.97	0.31	94,94,94,94	0
55	MG	1H	3105	1/1	0.97	0.32	62,62,62,62	0
55	MG	13	1713	1/1	0.97	0.11	94,94,94,94	0
55	MG	1H	3107	1/1	0.97	0.20	84,84,84,84	0
55	MG	14	3461	1/1	0.97	0.22	88,88,88,88	0
55	MG	1H	3009	1/1	0.97	0.30	67,67,67,67	0
55	MG	1G	1660	1/1	0.97	0.11	112,112,112,112	0
55	MG	1H	3350	1/1	0.97	0.21	72,72,72,72	0
55	MG	14	3110	1/1	0.97	0.22	95,95,95,95	0
55	MG	1H	3183	1/1	0.97	0.26	55,55,55,55	0
55	MG	14	3469	1/1	0.97	0.06	115,115,115,115	0
55	MG	1H	3068	1/1	0.97	0.39	72,72,72,72	0
55	MG	1H	3412	1/1	0.97	0.11	103,103,103,103	0
55	MG	1H	3010	1/1	0.97	0.22	57,57,57,57	0
55	MG	1G	1747	1/1	0.97	0.15	123,123,123,123	0
55	MG	13	1611	1/1	0.97	0.17	103,103,103,103	0
55	MG	1H	3072	1/1	0.97	0.23	65,65,65,65	0
55	MG	1H	3498	1/1	0.97	0.08	71,71,71,71	0
55	MG	1H	3417	1/1	0.97	0.13	70,70,70,70	0
55	MG	1H	3039	1/1	0.97	0.27	55,55,55,55	0
55	MG	1H	3015	1/1	0.97	0.33	56,56,56,56	0
55	MG	13	1700	1/1	0.97	0.11	97,97,97,97	0
55	MG	14	3002	1/1	0.97	0.23	64,64,64,64	0
55	MG	1H	3360	1/1	0.97	0.08	96,96,96,96	0
55	MG	1H	3043	1/1	0.97	0.25	89,89,89,89	0
55	MG	13	1645	1/1	0.97	0.23	84,84,84,84	0
55	MG	1G	1602	1/1	0.97	0.18	84,84,84,84	0
55	MG	1G	1603	1/1	0.97	0.12	99,99,99,99	0
55	MG	1H	3507	1/1	0.97	0.11	82,82,82,82	0
55	MG	1J	201	1/1	0.97	0.16	125,125,125,125	0
55	MG	1J	202	1/1	0.97	0.11	107,107,107,107	0
55	MG	13	1717	1/1	0.97	0.11	91,91,91,91	0
55	MG	1H	3080	1/1	0.97	0.33	67,67,67,67	0
55	MG	1H	3021	1/1	0.97	0.19	61,61,61,61	0

Continued on next page...

Continued from previous page...

Mol	Type	Chain	Res	Atoms	RSCC	RSR	B-factors(\AA^2)	Q<0.9
55	MG	1H	3234	1/1	0.97	0.28	89,89,89,89	0
55	MG	1H	3434	1/1	0.97	0.06	109,109,109,109	0
55	MG	14	3023	1/1	0.97	0.22	89,89,89,89	0
55	MG	14	3351	1/1	0.97	0.10	82,82,82,82	0
55	MG	14	3024	1/1	0.97	0.23	81,81,81,81	0
55	MG	1G	1685	1/1	0.97	0.21	83,83,83,83	0
55	MG	13	1627	1/1	0.97	0.15	79,79,79,79	0
55	MG	1G	1687	1/1	0.97	0.23	120,120,120,120	0
55	MG	1H	3322	1/1	0.97	0.12	103,103,103,103	0
55	MG	1G	1689	1/1	0.97	0.21	126,126,126,126	0
55	MG	1H	3085	1/1	0.97	0.32	78,78,78,78	0
55	MG	13	1607	1/1	0.97	0.21	97,97,97,97	0
55	MG	14	3361	1/1	0.97	0.20	75,75,75,75	0
55	MG	14	3362	1/1	0.97	0.17	79,79,79,79	0
55	MG	15	201	1/1	0.97	0.47	110,110,110,110	0
55	MG	14	3364	1/1	0.97	0.04	91,91,91,91	0
55	MG	14	3033	1/1	0.97	0.26	83,83,83,83	0
55	MG	1H	3238	1/1	0.97	0.25	97,97,97,97	0
55	MG	13	1705	1/1	0.97	0.15	85,85,85,85	0
55	MG	14	3037	1/1	0.97	0.11	48,48,48,48	0
55	MG	1H	3090	1/1	0.97	0.25	80,80,80,80	0
55	MG	14	3042	1/1	0.97	0.07	71,71,71,71	0
55	MG	1H	3241	1/1	0.97	0.23	99,99,99,99	0
55	MG	14	3153	1/1	0.97	0.28	91,91,91,91	0
55	MG	14	3261	1/1	0.97	0.48	68,68,68,68	0
55	MG	14	3047	1/1	0.97	0.26	78,78,78,78	0
55	MG	14	3155	1/1	0.97	0.20	99,99,99,99	0
55	MG	1G	1697	1/1	0.97	0.23	83,83,83,83	0
55	MG	1H	3450	1/1	0.97	0.10	100,100,100,100	0
55	MG	14	3019	1/1	0.98	0.15	73,73,73,73	0
55	MG	1H	3369	1/1	0.98	0.75	77,77,77,77	0
55	MG	14	3427	1/1	0.98	0.09	72,72,72,72	0
55	MG	1H	3040	1/1	0.98	0.29	80,80,80,80	0
55	MG	1H	3011	1/1	0.98	0.26	65,65,65,65	0
55	MG	1H	3012	1/1	0.98	0.15	67,67,67,67	0
55	MG	1H	3086	1/1	0.98	0.17	60,60,60,60	0
55	MG	1H	3548	1/1	0.98	0.21	76,76,76,76	0
55	MG	1H	3087	1/1	0.98	0.22	81,81,81,81	0
55	MG	14	3028	1/1	0.98	0.17	76,76,76,76	0
55	MG	1G	1722	1/1	0.98	0.10	83,83,83,83	0
55	MG	13	1651	1/1	0.98	0.16	91,91,91,91	0
55	MG	1H	3457	1/1	0.98	0.11	79,79,79,79	0

Continued on next page...

Continued from previous page...

Mol	Type	Chain	Res	Atoms	RSCC	RSR	B-factors(Å ²)	Q<0.9
55	MG	1H	3376	1/1	0.98	0.10	78,78,78,78	0
55	MG	13	1677	1/1	0.98	0.27	96,96,96,96	0
55	MG	14	3034	1/1	0.98	0.20	67,67,67,67	0
55	MG	13	1710	1/1	0.98	0.15	119,119,119,119	0
55	MG	1H	3461	1/1	0.98	0.12	77,77,77,77	0
55	MG	1H	3018	1/1	0.98	0.21	76,76,76,76	0
55	MG	14	3039	1/1	0.98	0.23	90,90,90,90	0
55	MG	14	3350	1/1	0.98	0.13	73,73,73,73	0
55	MG	14	3040	1/1	0.98	0.14	67,67,67,67	0
55	MG	1H	3464	1/1	0.98	0.09	86,86,86,86	0
55	MG	1H	3465	1/1	0.98	0.24	73,73,73,73	0
55	MG	14	3194	1/1	0.98	0.33	92,92,92,92	0
55	MG	14	3451	1/1	0.98	0.09	92,92,92,92	0
55	MG	14	3043	1/1	0.98	0.47	84,84,84,84	0
55	MG	14	3453	1/1	0.98	0.11	73,73,73,73	0
55	MG	14	3044	1/1	0.98	0.19	78,78,78,78	0
55	MG	14	3045	1/1	0.98	0.28	66,66,66,66	0
55	MG	14	3198	1/1	0.98	0.13	88,88,88,88	0
55	MG	1H	3380	1/1	0.98	0.08	63,63,63,63	0
55	MG	14	3360	1/1	0.98	0.10	64,64,64,64	0
55	MG	1H	3140	1/1	0.98	0.20	87,87,87,87	0
55	MG	1H	3047	1/1	0.98	0.38	84,84,84,84	0
55	MG	14	3363	1/1	0.98	0.13	73,73,73,73	0
55	MG	14	3463	1/1	0.98	0.12	98,98,98,98	0
55	MG	14	3049	1/1	0.98	0.25	65,65,65,65	0
55	MG	13	1614	1/1	0.98	0.23	96,96,96,96	0
55	MG	1H	3385	1/1	0.98	0.10	58,58,58,58	0
55	MG	14	3467	1/1	0.98	0.21	95,95,95,95	0
55	MG	14	3053	1/1	0.98	0.21	49,49,49,49	0
55	MG	14	3055	1/1	0.98	0.17	72,72,72,72	0
55	MG	1H	3386	1/1	0.98	0.14	72,72,72,72	0
55	MG	1H	3271	1/1	0.98	0.16	89,89,89,89	0
55	MG	1H	3354	1/1	0.98	0.16	82,82,82,82	0
55	MG	1G	1690	1/1	0.98	0.12	122,122,122,122	0
55	MG	1H	3425	1/1	0.98	0.12	63,63,63,63	0
55	MG	13	1703	1/1	0.98	0.09	108,108,108,108	0
55	MG	14	3064	1/1	0.98	0.11	84,84,84,84	0
55	MG	1H	3427	1/1	0.98	0.12	71,71,71,71	0
55	MG	1H	3428	1/1	0.98	0.15	60,60,60,60	0
55	MG	1H	3170	1/1	0.98	0.13	69,69,69,69	0
55	MG	14	3379	1/1	0.98	0.09	99,99,99,99	0
55	MG	1H	3221	1/1	0.98	0.21	67,67,67,67	0

Continued on next page...

Continued from previous page...

Mol	Type	Chain	Res	Atoms	RSCC	RSR	B-factors(\AA^2)	Q<0.9
55	MG	13	1673	1/1	0.98	0.14	86,86,86,86	0
55	MG	1H	3022	1/1	0.98	0.20	83,83,83,83	0
55	MG	1H	3098	1/1	0.98	0.21	73,73,73,73	0
55	MG	2L	101	1/1	0.98	0.16	92,92,92,92	0
55	MG	14	3073	1/1	0.98	0.20	82,82,82,82	0
55	MG	1H	3436	1/1	0.98	0.13	55,55,55,55	0
55	MG	14	3488	1/1	0.98	0.20	81,81,81,81	0
55	MG	14	3489	1/1	0.98	0.66	91,91,91,91	0
55	MG	14	3148	1/1	0.98	0.10	79,79,79,79	0
55	MG	1H	3438	1/1	0.98	0.15	69,69,69,69	0
55	MG	1H	3532	1/1	0.98	0.18	91,91,91,91	0
55	MG	14	3390	1/1	0.98	0.14	70,70,70,70	0
55	MG	14	3077	1/1	0.98	0.24	80,80,80,80	0
55	MG	14	3078	1/1	0.98	0.23	70,70,70,70	0
55	MG	1H	3053	1/1	0.98	0.27	74,74,74,74	0
55	MG	1G	1655	1/1	0.98	0.17	88,88,88,88	0
55	MG	1H	3054	1/1	0.98	0.18	66,66,66,66	0
55	MG	1H	3055	1/1	0.98	0.23	55,55,55,55	0
55	MG	14	3398	1/1	0.98	0.14	109,109,109,109	0
55	MG	14	3004	1/1	0.98	0.31	62,62,62,62	0
55	MG	14	3005	1/1	0.98	0.24	72,72,72,72	0
55	MG	14	3006	1/1	0.98	0.23	53,53,53,53	0
55	MG	14	3402	1/1	0.98	0.09	76,76,76,76	0
55	MG	14	3007	1/1	0.98	0.28	75,75,75,75	0
55	MG	14	3404	1/1	0.98	0.11	54,54,54,54	0
55	MG	13	1608	1/1	0.98	0.21	91,91,91,91	0
55	MG	14	3407	1/1	0.98	0.07	109,109,109,109	0
55	MG	1H	3491	1/1	0.98	0.12	97,97,97,97	0
55	MG	14	3011	1/1	0.98	0.20	54,54,54,54	0
55	MG	1H	3077	1/1	0.98	0.26	59,59,59,59	0
55	MG	14	3013	1/1	0.98	0.24	75,75,75,75	0
55	MG	14	3413	1/1	0.98	0.15	74,74,74,74	0
55	MG	1G	1661	1/1	0.98	0.12	82,82,82,82	0
55	MG	14	3322	1/1	0.98	0.63	91,91,91,91	0
55	MG	14	3243	1/1	0.98	0.33	89,89,89,89	0
55	MG	14	3245	1/1	0.98	0.13	109,109,109,109	0
55	MG	14	3418	1/1	0.98	0.11	70,70,70,70	0
55	MG	13	1602	1/1	0.98	0.15	88,88,88,88	0
55	MG	1H	3038	1/1	0.98	0.28	56,56,56,56	0
55	MG	14	3248	1/1	0.98	0.16	110,110,110,110	0
55	MG	1H	3448	1/1	0.98	0.21	79,79,79,79	0
55	MG	13	1707	1/1	0.98	0.13	101,101,101,101	0

Continued on next page...

Continued from previous page...

Mol	Type	Chain	Res	Atoms	RSCC	RSR	B-factors(\AA^2)	Q<0.9
55	MG	1H	3070	1/1	0.99	0.21	72,72,72,72	0
55	MG	13	1629	1/1	0.99	0.27	88,88,88,88	0
55	MG	14	3060	1/1	0.99	0.24	56,56,56,56	0
55	MG	14	3395	1/1	0.99	0.09	73,73,73,73	0
55	MG	14	3061	1/1	0.99	0.12	79,79,79,79	0
55	MG	1H	3013	1/1	0.99	0.15	57,57,57,57	0
55	MG	1H	3503	1/1	0.99	0.16	75,75,75,75	0
55	MG	14	3244	1/1	0.99	0.17	90,90,90,90	0
55	MG	1H	3286	1/1	0.99	0.17	69,69,69,69	0
55	MG	14	3135	1/1	0.99	0.43	101,101,101,101	0
55	MG	1H	3001	1/1	0.99	0.30	47,47,47,47	0
55	MG	1H	3161	1/1	0.99	0.15	73,73,73,73	0
55	MG	1H	3125	1/1	0.99	0.22	93,93,93,93	0
55	MG	1H	3082	1/1	0.99	0.12	66,66,66,66	0
55	MG	1H	3432	1/1	0.99	0.12	85,85,85,85	0
55	MG	1H	3093	1/1	0.99	0.27	67,67,67,67	0
55	MG	14	3409	1/1	0.99	0.10	99,99,99,99	0
55	MG	1H	3414	1/1	0.99	0.14	51,51,51,51	0
55	MG	1H	3435	1/1	0.99	0.10	60,60,60,60	0
55	MG	14	3038	1/1	0.99	0.17	58,58,58,58	0
55	MG	1H	3382	1/1	0.99	0.16	61,61,61,61	0
55	MG	1H	3437	1/1	0.99	0.14	94,94,94,94	0
55	MG	14	3458	1/1	0.99	0.21	94,94,94,94	0
55	MG	14	3183	1/1	0.99	0.36	98,98,98,98	0
55	MG	14	3010	1/1	0.99	0.19	57,57,57,57	0
55	MG	1H	3083	1/1	0.99	0.18	85,85,85,85	0
55	MG	1H	3463	1/1	0.99	0.10	64,64,64,64	0
55	MG	1G	1626	1/1	0.99	0.24	108,108,108,108	0
55	MG	1H	3440	1/1	0.99	0.12	59,59,59,59	0
55	MG	14	3421	1/1	0.99	0.11	73,73,73,73	0
55	MG	1H	3002	1/1	0.99	0.30	61,61,61,61	0
55	MG	1H	3466	1/1	0.99	0.19	78,78,78,78	0
55	MG	1H	3418	1/1	0.99	0.13	60,60,60,60	0
55	MG	1H	3003	1/1	0.99	0.28	51,51,51,51	0
55	MG	1H	3017	1/1	0.99	0.17	66,66,66,66	0
55	MG	14	3051	1/1	0.99	0.34	78,78,78,78	0
55	MG	14	3428	1/1	0.99	0.11	92,92,92,92	0
55	MG	14	3020	1/1	0.99	0.18	71,71,71,71	0
55	MG	1H	3169	1/1	0.99	0.19	68,68,68,68	0
55	MG	14	3054	1/1	0.99	0.17	65,65,65,65	0
56	ZN	3E	301	1/1	0.99	0.36	109,109,109,109	0
55	MG	14	3349	1/1	0.99	0.16	66,66,66,66	0

Continued on next page...

Continued from previous page...

Mol	Type	Chain	Res	Atoms	RSCC	RSR	B-factors(\AA^2)	Q<0.9
55	MG	1H	3422	1/1	0.99	0.12	70,70,70,70	0
56	ZN	32	302	1/1	0.99	0.37	114,114,114,114	0
55	MG	1H	3472	1/1	0.99	0.21	94,94,94,94	0
55	MG	1H	3048	1/1	0.99	0.17	67,67,67,67	0
55	MG	14	3406	1/1	1.00	0.19	76,76,76,76	0
55	MG	1H	3439	1/1	1.00	0.11	63,63,63,63	0

6.5 Other polymers [i](#)

There are no such residues in this entry.