



Full wwPDB EM Validation Report ⓘ

Dec 10, 2022 – 10:18 am GMT

PDB ID : 5FTJ
EMDB ID : EMD-3295
Title : Cryo-EM structure of human p97 bound to UPCDC30245 inhibitor
Authors : Banerjee, S.; Bartesaghi, A.; Merk, A.; Rao, P.; Bulfer, S.L.; Yan, Y.; Green, N.; Mroczkowski, B.; Neitz, R.J.; Wipf, P.; Falconieri, V.; Deshaies, R.J.; Milne, J.L.S.; Huryn, D.; Arkin, M.; Subramaniam, S.
Deposited on : 2016-01-14
Resolution : 2.30 Å(reported)

This is a Full wwPDB EM Validation Report for a publicly released PDB entry.

We welcome your comments at validation@mail.wwpdb.org

A user guide is available at

<https://www.wwpdb.org/validation/2017/EMValidationReportHelp>

with specific help available everywhere you see the ⓘ symbol.

The types of validation reports are described at

<http://www.wwpdb.org/validation/2017/FAQs#types>.

The following versions of software and data (see [references ⓘ](#)) were used in the production of this report:

EMDB validation analysis : 0.0.1.dev43
Mogul : 1.8.4, CSD as541be (2020)
MolProbity : 4.02b-467
buster-report : 1.1.7 (2018)
Percentile statistics : 20191225.v01 (using entries in the PDB archive December 25th 2019)
MapQ : 1.9.9
Ideal geometry (proteins) : Engh & Huber (2001)
Ideal geometry (DNA, RNA) : Parkinson et al. (1996)
Validation Pipeline (wwPDB-VP) : 2.31.3

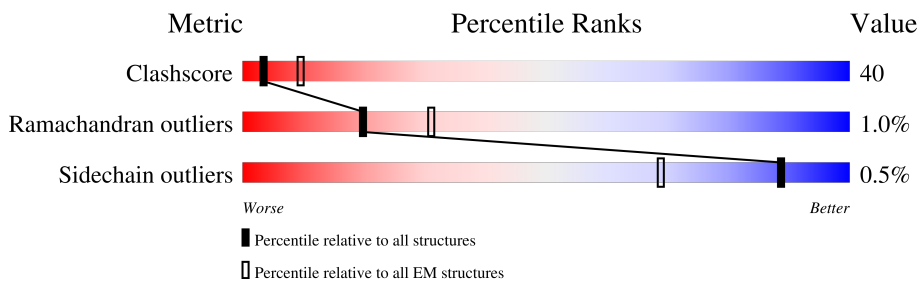
1 Overall quality at a glance i

The following experimental techniques were used to determine the structure:

ELECTRON MICROSCOPY

The reported resolution of this entry is 2.30 Å.

Percentile scores (ranging between 0-100) for global validation metrics of the entry are shown in the following graphic. The table shows the number of entries on which the scores are based.



Metric	Whole archive (#Entries)	EM structures (#Entries)
Clashscore	158937	4297
Ramachandran outliers	154571	4023
Sidechain outliers	154315	3826

The table below summarises the geometric issues observed across the polymeric chains and their fit to the map. The red, orange, yellow and green segments of the bar indicate the fraction of residues that contain outliers for ≥ 3 , 2, 1 and 0 types of geometric quality criteria respectively. A grey segment represents the fraction of residues that are not modelled. The numeric value for each fraction is indicated below the corresponding segment, with a dot representing fractions $\leq 5\%$. The upper red bar (where present) indicates the fraction of residues that have poor fit to the EM map (all-atom inclusion $< 40\%$). The numeric value is given above the bar.

Mol	Chain	Length	Quality of chain
1	A	806	<p>61% (Poor fit), 50% (0 outliers), 39% (1 outlier), 10% (2+ outliers), 10% (Not modelled)</p>
1	B	806	<p>61% (Poor fit), 48% (0 outliers), 40% (1 outlier), 10% (2+ outliers), 10% (Not modelled)</p>
1	C	806	<p>61% (Poor fit), 49% (0 outliers), 39% (1 outlier), 10% (2+ outliers), 10% (Not modelled)</p>
1	D	806	<p>61% (Poor fit), 49% (0 outliers), 40% (1 outlier), 10% (2+ outliers), 10% (Not modelled)</p>
1	E	806	<p>61% (Poor fit), 49% (0 outliers), 40% (1 outlier), 10% (2+ outliers), 10% (Not modelled)</p>
1	F	806	<p>61% (Poor fit), 49% (0 outliers), 39% (1 outlier), 10% (2+ outliers), 10% (Not modelled)</p>

2 Entry composition [i](#)

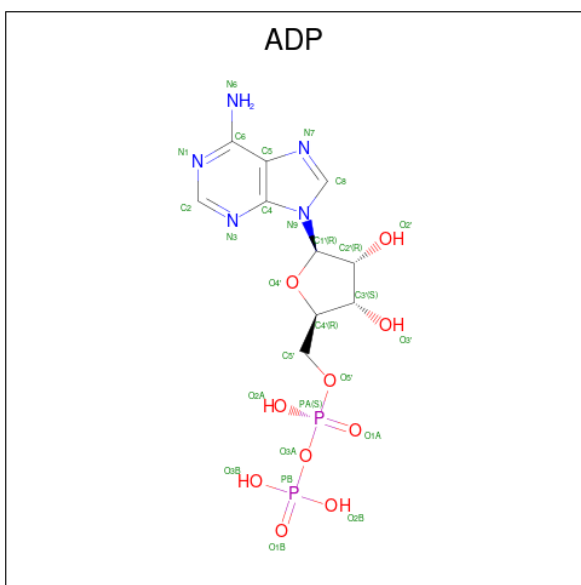
There are 4 unique types of molecules in this entry. The entry contains 34602 atoms, of which 0 are hydrogens and 0 are deuteriums.

In the tables below, the AltConf column contains the number of residues with at least one atom in alternate conformation and the Trace column contains the number of residues modelled with at most 2 atoms.

- Molecule 1 is a protein called TRANSITIONAL ENDOPLASMIC RETICULUM ATPASE.

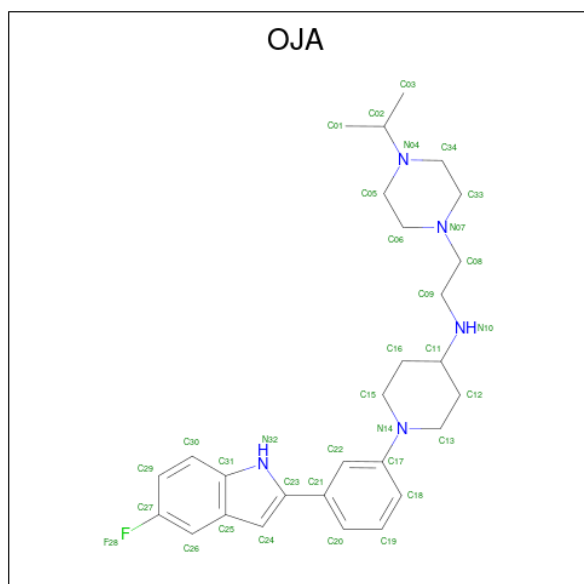
Mol	Chain	Residues	Atoms					AltConf	Trace
			Total	C	N	O	S		
1	A	723	Total	C	N	O	S	0	0
			5659	3561	996	1072	30		
1	B	723	Total	C	N	O	S	0	0
			5659	3561	996	1072	30		
1	C	723	Total	C	N	O	S	0	0
			5659	3561	996	1072	30		
1	D	723	Total	C	N	O	S	0	0
			5659	3561	996	1072	30		
1	E	723	Total	C	N	O	S	0	0
			5659	3561	996	1072	30		
1	F	723	Total	C	N	O	S	0	0
			5659	3561	996	1072	30		

- Molecule 2 is ADENOSINE-5'-DIPHOSPHATE (three-letter code: ADP) (formula: $C_{10}H_{15}N_5O_{10}P_2$).



Mol	Chain	Residues	Atoms				AltConf	
2	A	1	Total	C	N	O	P	0
			54	20	10	20	4	
2	A	1	Total	C	N	O	P	0
			54	20	10	20	4	
2	B	1	Total	C	N	O	P	0
			54	20	10	20	4	
2	B	1	Total	C	N	O	P	0
			54	20	10	20	4	
2	C	1	Total	C	N	O	P	0
			54	20	10	20	4	
2	C	1	Total	C	N	O	P	0
			54	20	10	20	4	
2	D	1	Total	C	N	O	P	0
			54	20	10	20	4	
2	D	1	Total	C	N	O	P	0
			54	20	10	20	4	
2	E	1	Total	C	N	O	P	0
			54	20	10	20	4	
2	E	1	Total	C	N	O	P	0
			54	20	10	20	4	
2	F	1	Total	C	N	O	P	0
			54	20	10	20	4	
2	F	1	Total	C	N	O	P	0
			54	20	10	20	4	

- Molecule 3 is 1-(3-(5-FLUORO-1H-INDOL-2-YL)PHENYL)PIPERIDIN-4-YL)(2-(4-ISO-PROPYL-PIPERAZIN-1-YL)ETHYL)-CARBAMATE (three-letter code: OJA) (formula: $C_{28}H_{38}FN_5$).



Mol	Chain	Residues	Atoms				AltConf
3	A	1	Total	C	F	N	0
			34	28	1	5	
3	B	1	Total	C	F	N	0
			34	28	1	5	
3	C	1	Total	C	F	N	0
			34	28	1	5	
3	D	1	Total	C	F	N	0
			34	28	1	5	
3	E	1	Total	C	F	N	0
			34	28	1	5	
3	F	1	Total	C	F	N	0
			34	28	1	5	


- Molecule 4 is water.

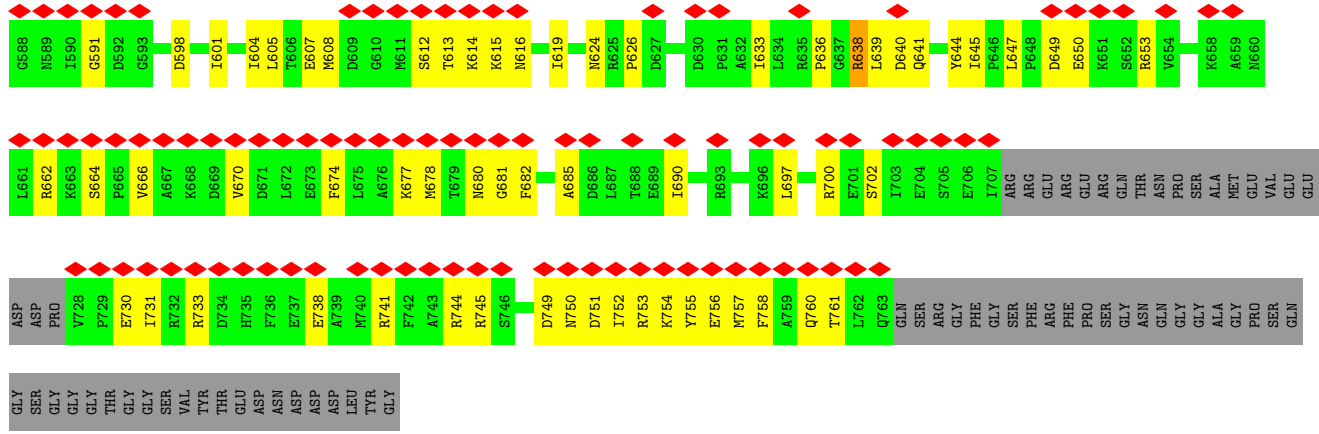
Mol	Chain	Residues	Atoms		AltConf
4	A	20	Total	O	0
			20	20	
4	B	20	Total	O	0
			20	20	
4	C	20	Total	O	0
			20	20	
4	D	20	Total	O	0
			20	20	
4	E	20	Total	O	0
			20	20	
4	F	20	Total	O	0
			20	20	

3 Residue-property plots


These plots are drawn for all protein, RNA, DNA and oligosaccharide chains in the entry. The first graphic for a chain summarises the proportions of the various outlier classes displayed in the second graphic. The second graphic shows the sequence view annotated by issues in geometry and atom inclusion in map density. Residues are color-coded according to the number of geometric quality criteria for which they contain at least one outlier: green = 0, yellow = 1, orange = 2 and red = 3 or more. A red diamond above a residue indicates a poor fit to the EM map for this residue (all-atom inclusion < 40%). Stretches of 2 or more consecutive residues without any outlier are shown as a green connector. Residues present in the sample, but not in the model, are shown in grey.

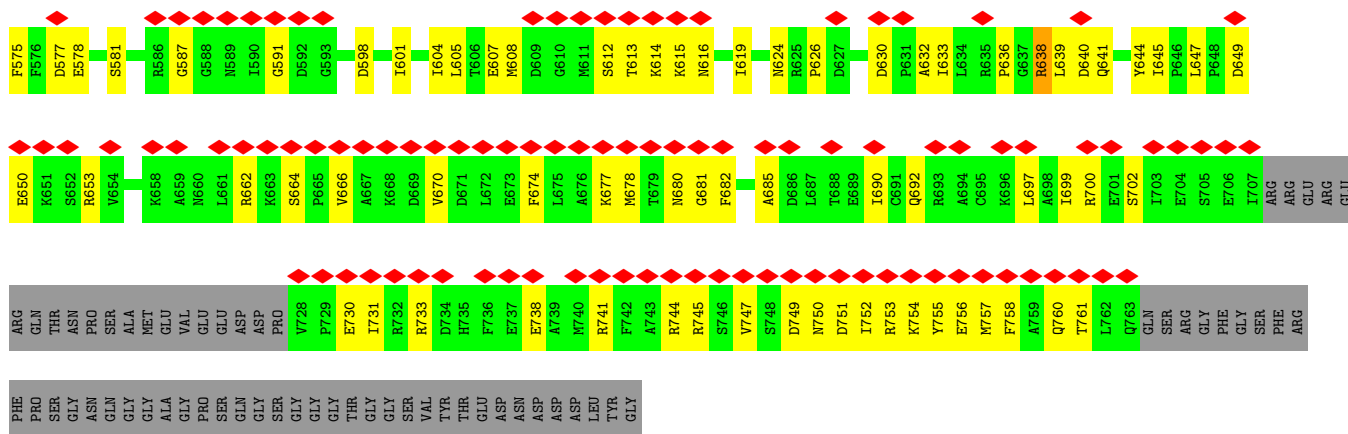
- Molecule 1: TRANSITIONAL ENDOPLASMIC RETICULUM ATPASE






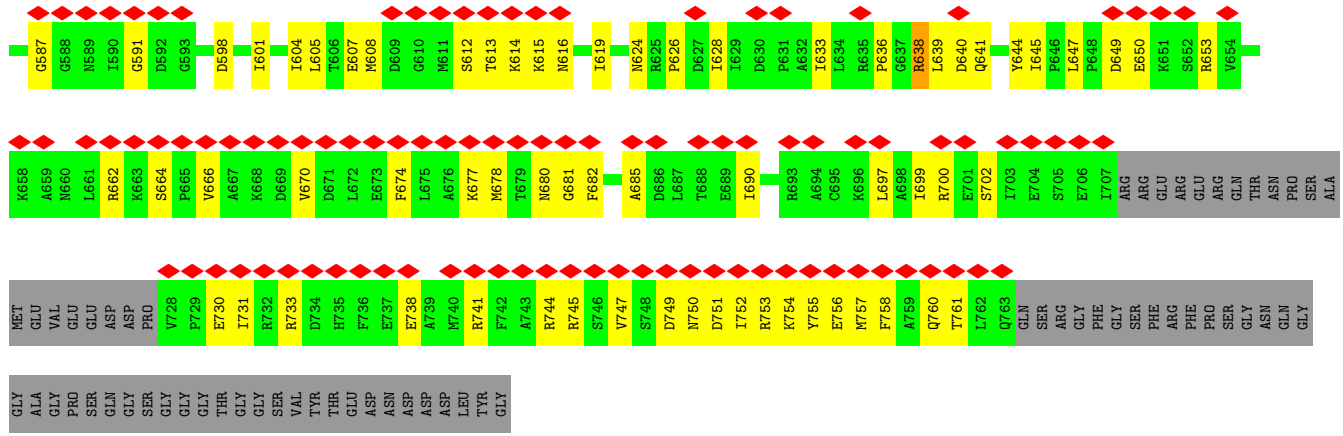
● Molecule 1: TRANSITIONAL ENDOPLASMIC RETICULUM ATPASE






● Molecule 1: TRANSITIONAL ENDOPLASMIC RETICULUM ATPASE





● Molecule 1: TRANSITIONAL ENDOPLASMIC RETICULUM ATPASE



4 Experimental information

Property	Value	Source
EM reconstruction method	SINGLE PARTICLE	Depositor
Imposed symmetry	POINT, C6	Depositor
Number of particles used	40913	Depositor
Resolution determination method	Not provided	
CTF correction method	EACH PARTICLE	Depositor
Microscope	FEI TITAN KRIOS	Depositor
Voltage (kV)	300	Depositor
Electron dose ($e^-/\text{\AA}^2$)	40	Depositor
Minimum defocus (nm)	700	Depositor
Maximum defocus (nm)	2500	Depositor
Magnification	78490	Depositor
Image detector	GATAN K2 SUMMIT (4k x 4k)	Depositor
Maximum map value	0.118	Depositor
Minimum map value	-0.085	Depositor
Average map value	0.000	Depositor
Map value standard deviation	0.011	Depositor
Recommended contour level	0.0375	Depositor
Map size (\AA)	198.744, 198.744, 198.744	wwPDB
Map dimensions	312, 312, 312	wwPDB
Map angles ($^\circ$)	90.0, 90.0, 90.0	wwPDB
Pixel spacing (\AA)	0.637, 0.637, 0.637	Depositor

5 Model quality

5.1 Standard geometry

Bond lengths and bond angles in the following residue types are not validated in this section: ADP, OJA

The Z score for a bond length (or angle) is the number of standard deviations the observed value is removed from the expected value. A bond length (or angle) with $|Z| > 5$ is considered an outlier worth inspection. RMSZ is the root-mean-square of all Z scores of the bond lengths (or angles).

Mol	Chain	Bond lengths		Bond angles	
		RMSZ	$\# Z > 5$	RMSZ	$\# Z > 5$
1	A	0.45	0/5751	0.65	2/7767 (0.0%)
1	B	0.45	0/5751	0.65	3/7767 (0.0%)
1	C	0.45	0/5751	0.65	2/7767 (0.0%)
1	D	0.45	0/5751	0.65	2/7767 (0.0%)
1	E	0.45	0/5751	0.65	2/7767 (0.0%)
1	F	0.45	0/5751	0.65	3/7767 (0.0%)
All	All	0.45	0/34506	0.65	14/46602 (0.0%)

There are no bond length outliers.

All (14) bond angle outliers are listed below:

Mol	Chain	Res	Type	Atoms	Z	Observed(°)	Ideal(°)
1	C	140	LEU	CA-CB-CG	5.44	127.81	115.30
1	F	140	LEU	CA-CB-CG	5.44	127.81	115.30
1	B	140	LEU	CA-CB-CG	5.44	127.81	115.30
1	E	140	LEU	CA-CB-CG	5.44	127.81	115.30
1	A	140	LEU	CA-CB-CG	5.42	127.78	115.30
1	D	140	LEU	CA-CB-CG	5.42	127.77	115.30
1	F	271	GLY	C-N-CD	5.17	139.25	128.40
1	D	271	GLY	C-N-CD	5.16	139.24	128.40
1	A	271	GLY	C-N-CD	5.15	139.22	128.40
1	B	271	GLY	C-N-CD	5.15	139.22	128.40
1	E	271	GLY	C-N-CD	5.14	139.19	128.40
1	C	271	GLY	C-N-CD	5.13	139.17	128.40
1	B	130	LEU	CA-CB-CG	5.00	126.80	115.30
1	F	130	LEU	CA-CB-CG	5.00	126.80	115.30

There are no chirality outliers.

There are no planarity outliers.

5.2 Too-close contacts [i](#)

In the following table, the Non-H and H(model) columns list the number of non-hydrogen atoms and hydrogen atoms in the chain respectively. The H(added) column lists the number of hydrogen atoms added and optimized by MolProbity. The Clashes column lists the number of clashes within the asymmetric unit, whereas Symm-Clashes lists symmetry-related clashes.

Mol	Chain	Non-H	H(model)	H(added)	Clashes	Symm-Clashes
1	A	5659	0	5731	470	0
1	B	5659	0	5731	477	0
1	C	5659	0	5731	473	0
1	D	5659	0	5731	473	0
1	E	5659	0	5731	472	0
1	F	5659	0	5731	472	0
2	A	54	0	24	9	0
2	B	54	0	24	10	0
2	C	54	0	24	9	0
2	D	54	0	24	9	0
2	E	54	0	24	9	0
2	F	54	0	24	9	0
3	A	34	0	38	5	0
3	B	34	0	38	4	0
3	C	34	0	38	4	0
3	D	34	0	38	5	0
3	E	34	0	38	3	0
3	F	34	0	38	4	0
4	A	20	0	0	2	0
4	B	20	0	0	2	0
4	C	20	0	0	0	0
4	D	20	0	0	1	0
4	E	20	0	0	1	0
4	F	20	0	0	1	0
All	All	34602	0	34758	2782	0

The all-atom clashscore is defined as the number of clashes found per 1000 atoms (including hydrogen atoms). The all-atom clashscore for this structure is 40.

All (2782) close contacts within the same asymmetric unit are listed below, sorted by their clash magnitude.

Atom-1	Atom-2	Interatomic distance (Å)	Clash overlap (Å)
1:F:26:LEU:CD2	1:F:100:ILE:HD12	1.21	1.68
1:B:26:LEU:CD2	1:B:100:ILE:HD12	1.21	1.62
1:E:26:LEU:CD2	1:E:100:ILE:HD12	1.21	1.60

Continued on next page...

Continued from previous page...

Atom-1	Atom-2	Interatomic distance (Å)	Clash overlap (Å)
1:C:26:LEU:CD2	1:C:100:ILE:HD12	1.21	1.58
1:A:26:LEU:CD2	1:A:100:ILE:HD12	1.21	1.58
1:A:26:LEU:HD21	1:A:100:ILE:CD1	1.11	1.58
1:D:26:LEU:HD21	1:D:100:ILE:CD1	1.11	1.58
1:C:26:LEU:HD21	1:C:100:ILE:CD1	1.11	1.56
1:E:26:LEU:HD21	1:E:100:ILE:CD1	1.11	1.56
1:F:26:LEU:HD21	1:F:100:ILE:CD1	1.11	1.56
1:D:26:LEU:CD2	1:D:100:ILE:HD12	1.21	1.55
1:B:26:LEU:HD21	1:B:100:ILE:CD1	1.11	1.54
1:C:127:THR:CB	1:C:438:ASP:HA	1.39	1.53
1:D:127:THR:CB	1:D:438:ASP:HA	1.39	1.53
1:B:127:THR:CB	1:B:438:ASP:HA	1.39	1.51
1:E:127:THR:CB	1:E:438:ASP:HA	1.39	1.51
1:F:127:THR:CB	1:F:438:ASP:HA	1.39	1.49
1:A:127:THR:CB	1:A:438:ASP:HA	1.39	1.49
1:D:127:THR:HB	1:D:438:ASP:CA	1.51	1.40
1:E:127:THR:HB	1:E:438:ASP:CA	1.51	1.40
1:C:127:THR:HB	1:C:438:ASP:CA	1.51	1.39
1:A:127:THR:HB	1:A:438:ASP:CA	1.51	1.38
1:B:127:THR:HB	1:B:438:ASP:CA	1.51	1.38
1:F:127:THR:HB	1:F:438:ASP:CA	1.51	1.38
1:E:266:PHE:CD2	1:E:268:LEU:HD11	1.62	1.34
1:F:266:PHE:CD2	1:F:268:LEU:HD11	1.62	1.34
1:C:267:PHE:C	1:C:268:LEU:HD12	1.48	1.33
1:C:266:PHE:CD2	1:C:268:LEU:HD11	1.62	1.33
1:B:267:PHE:C	1:B:268:LEU:HD12	1.48	1.33
1:B:266:PHE:CD2	1:B:268:LEU:HD11	1.62	1.32
1:D:266:PHE:CD2	1:D:268:LEU:HD11	1.62	1.32
1:A:266:PHE:CD2	1:A:268:LEU:HD11	1.62	1.32
1:B:402:GLU:HG2	1:B:456:LEU:CD2	1.60	1.31
1:F:402:GLU:HG2	1:F:456:LEU:CD2	1.60	1.31
1:A:126:ILE:HA	1:A:439:ALA:CB	1.61	1.31
1:E:267:PHE:C	1:E:268:LEU:HD12	1.48	1.30
1:D:267:PHE:C	1:D:268:LEU:HD12	1.48	1.30
1:B:126:ILE:HA	1:B:439:ALA:CB	1.61	1.30
1:F:126:ILE:HA	1:F:439:ALA:CB	1.61	1.30
1:C:267:PHE:O	1:C:268:LEU:HD12	1.32	1.30
1:A:267:PHE:C	1:A:268:LEU:HD12	1.48	1.29
1:A:402:GLU:HG2	1:A:456:LEU:CD2	1.60	1.29
1:C:402:GLU:HG2	1:C:456:LEU:CD2	1.60	1.29
1:F:267:PHE:C	1:F:268:LEU:HD12	1.48	1.29

Continued on next page...

Continued from previous page...

Atom-1	Atom-2	Interatomic distance (Å)	Clash overlap (Å)
1:D:126:ILE:HD13	1:D:130:LEU:CB	1.63	1.29
1:E:402:GLU:HG2	1:E:456:LEU:CD2	1.60	1.29
1:C:126:ILE:HA	1:C:439:ALA:CB	1.61	1.29
1:D:126:ILE:HA	1:D:439:ALA:CB	1.61	1.29
1:E:126:ILE:HA	1:E:439:ALA:CB	1.61	1.29
1:A:119:ILE:HD11	1:A:191:ARG:CD	1.63	1.28
1:E:126:ILE:HD13	1:E:130:LEU:CB	1.63	1.28
1:F:26:LEU:HD22	1:F:102:ILE:CG1	1.63	1.28
1:D:119:ILE:HD11	1:D:191:ARG:CD	1.63	1.28
1:D:267:PHE:O	1:D:268:LEU:HD12	1.32	1.28
1:E:26:LEU:HD22	1:E:102:ILE:CG1	1.63	1.28
1:D:402:GLU:HG2	1:D:456:LEU:CD2	1.61	1.28
1:B:119:ILE:HD11	1:B:191:ARG:CD	1.63	1.28
1:A:26:LEU:HD22	1:A:102:ILE:CG1	1.63	1.27
1:C:126:ILE:HD13	1:C:130:LEU:CB	1.63	1.27
1:F:119:ILE:HD11	1:F:191:ARG:CD	1.63	1.27
1:A:119:ILE:CD1	1:A:191:ARG:HD3	1.65	1.27
1:D:26:LEU:HD22	1:D:102:ILE:CG1	1.63	1.27
1:E:119:ILE:HD11	1:E:191:ARG:CD	1.63	1.27
1:F:119:ILE:CD1	1:F:191:ARG:HD3	1.65	1.27
1:B:126:ILE:HD13	1:B:130:LEU:CB	1.63	1.27
1:C:119:ILE:HD11	1:C:191:ARG:CD	1.63	1.26
1:F:126:ILE:HD13	1:F:130:LEU:CB	1.63	1.26
1:B:267:PHE:O	1:B:268:LEU:HD12	1.32	1.26
1:E:26:LEU:HD13	1:E:102:ILE:CD1	1.66	1.26
1:B:26:LEU:HD22	1:B:102:ILE:CG1	1.63	1.25
1:C:126:ILE:CA	1:C:439:ALA:HB2	1.65	1.25
1:F:26:LEU:HD13	1:F:102:ILE:CD1	1.66	1.25
1:A:126:ILE:HD13	1:A:130:LEU:CB	1.63	1.25
1:D:119:ILE:CD1	1:D:191:ARG:HD3	1.65	1.25
1:A:126:ILE:CA	1:A:439:ALA:HB2	1.65	1.25
1:C:26:LEU:HD13	1:C:102:ILE:CD1	1.66	1.25
1:B:126:ILE:CA	1:B:439:ALA:HB2	1.65	1.25
1:C:119:ILE:CD1	1:C:191:ARG:HD3	1.65	1.25
1:D:26:LEU:HD13	1:D:102:ILE:CD1	1.66	1.25
1:A:26:LEU:HD13	1:A:102:ILE:CD1	1.66	1.24
1:B:26:LEU:HD13	1:B:102:ILE:CD1	1.66	1.24
1:C:26:LEU:HD22	1:C:102:ILE:CG1	1.63	1.24
1:E:119:ILE:CD1	1:E:191:ARG:HD3	1.65	1.24
1:E:126:ILE:CA	1:E:439:ALA:HB2	1.65	1.24
1:B:119:ILE:CD1	1:B:191:ARG:HD3	1.65	1.24

Continued on next page...

Continued from previous page...

Atom-1	Atom-2	Interatomic distance (Å)	Clash overlap (Å)
1:D:126:ILE:CA	1:D:439:ALA:HB2	1.65	1.24
1:D:26:LEU:CD2	1:D:100:ILE:O	1.86	1.24
1:F:126:ILE:CA	1:F:439:ALA:HB2	1.65	1.24
1:E:267:PHE:O	1:E:268:LEU:HD12	1.32	1.23
1:B:26:LEU:CD2	1:B:100:ILE:O	1.86	1.23
1:E:26:LEU:CD2	1:E:100:ILE:O	1.86	1.23
1:D:26:LEU:HD23	1:D:100:ILE:O	1.06	1.22
1:A:26:LEU:HD23	1:A:100:ILE:O	1.06	1.22
1:F:26:LEU:CD2	1:F:100:ILE:O	1.86	1.22
1:E:26:LEU:HD23	1:E:100:ILE:O	1.06	1.22
1:E:130:LEU:CD1	1:E:131:PHE:CE1	2.23	1.22
1:B:26:LEU:HD23	1:B:100:ILE:O	1.06	1.22
1:C:26:LEU:CD2	1:C:100:ILE:O	1.86	1.22
1:D:130:LEU:CD1	1:D:131:PHE:CE1	2.23	1.21
1:A:130:LEU:CD1	1:A:131:PHE:CE1	2.23	1.21
1:A:267:PHE:O	1:A:268:LEU:HD12	1.32	1.21
1:C:26:LEU:HD23	1:C:100:ILE:O	1.06	1.21
1:F:130:LEU:CD1	1:F:131:PHE:CE1	2.23	1.21
1:F:267:PHE:O	1:F:268:LEU:HD12	1.32	1.21
1:B:130:LEU:CD1	1:B:131:PHE:CE1	2.23	1.20
1:A:26:LEU:CD2	1:A:100:ILE:O	1.86	1.20
1:C:130:LEU:CD1	1:C:131:PHE:CE1	2.23	1.19
1:F:26:LEU:HD23	1:F:100:ILE:O	1.06	1.19
1:D:461:PRO:HA	1:D:462:SER:HB3	1.25	1.16
1:F:461:PRO:HA	1:F:462:SER:HB3	1.25	1.16
1:E:461:PRO:HA	1:E:462:SER:HB3	1.26	1.16
1:F:130:LEU:HD12	1:F:131:PHE:CD1	1.81	1.16
1:B:461:PRO:HA	1:B:462:SER:HB3	1.26	1.16
1:B:26:LEU:HD21	1:B:100:ILE:CG1	1.75	1.16
1:C:130:LEU:HD12	1:C:131:PHE:CD1	1.81	1.16
1:E:130:LEU:HD12	1:E:131:PHE:CD1	1.81	1.16
1:A:26:LEU:HD21	1:A:100:ILE:CG1	1.75	1.15
1:B:130:LEU:HD12	1:B:131:PHE:CD1	1.81	1.15
1:C:26:LEU:HD21	1:C:100:ILE:CG1	1.75	1.15
1:D:26:LEU:HD21	1:D:100:ILE:CG1	1.75	1.15
1:E:26:LEU:HD21	1:E:100:ILE:CG1	1.75	1.15
1:A:461:PRO:HA	1:A:462:SER:HB3	1.26	1.15
1:C:461:PRO:HA	1:C:462:SER:HB3	1.26	1.15
1:D:224:LEU:HD22	1:D:298:PRO:HB2	1.16	1.15
1:D:130:LEU:HD12	1:D:131:PHE:CD1	1.81	1.14
1:F:224:LEU:HD22	1:F:298:PRO:HB2	1.16	1.14

Continued on next page...

Continued from previous page...

Atom-1	Atom-2	Interatomic distance (Å)	Clash overlap (Å)
1:A:130:LEU:HD12	1:A:131:PHE:CD1	1.81	1.14
1:B:224:LEU:HD22	1:B:298:PRO:HB2	1.15	1.14
1:E:224:LEU:HD22	1:E:298:PRO:HB2	1.16	1.14
1:C:224:LEU:HD22	1:C:298:PRO:HB2	1.16	1.13
1:F:26:LEU:HD21	1:F:100:ILE:CG1	1.75	1.13
1:F:126:ILE:CD1	1:F:130:LEU:HB3	1.78	1.13
1:A:224:LEU:HD22	1:A:298:PRO:HB2	1.15	1.13
1:A:126:ILE:CD1	1:A:130:LEU:HB3	1.78	1.12
1:D:126:ILE:CD1	1:D:130:LEU:HB3	1.78	1.12
1:E:126:ILE:CD1	1:E:130:LEU:HB3	1.78	1.12
1:C:126:ILE:CD1	1:C:130:LEU:HB3	1.78	1.12
1:D:402:GLU:CG	1:D:456:LEU:HD21	1.79	1.12
1:B:126:ILE:CD1	1:B:130:LEU:HB3	1.78	1.12
1:B:130:LEU:HD11	1:B:131:PHE:CE1	1.85	1.11
1:E:402:GLU:CG	1:E:456:LEU:HD21	1.79	1.11
1:D:130:LEU:HD12	1:D:131:PHE:CE1	1.85	1.11
1:A:402:GLU:CG	1:A:456:LEU:HD21	1.79	1.11
1:C:402:GLU:CG	1:C:456:LEU:HD21	1.79	1.11
1:A:130:LEU:HD11	1:A:131:PHE:CE1	1.85	1.11
1:B:402:GLU:CG	1:B:456:LEU:HD21	1.79	1.11
1:C:130:LEU:HD11	1:C:131:PHE:CE1	1.85	1.10
1:F:402:GLU:CG	1:F:456:LEU:HD21	1.79	1.10
1:F:26:LEU:CD2	1:F:102:ILE:HG13	1.82	1.10
1:D:26:LEU:CD2	1:D:102:ILE:HG13	1.82	1.10
1:E:26:LEU:CD2	1:E:102:ILE:HG13	1.82	1.10
1:F:26:LEU:HD13	1:F:102:ILE:HD12	1.10	1.10
1:F:130:LEU:HD12	1:F:131:PHE:CE1	1.85	1.10
1:A:26:LEU:CD2	1:A:102:ILE:HG13	1.82	1.09
1:F:130:LEU:HD11	1:F:131:PHE:CE1	1.85	1.09
1:A:130:LEU:HD12	1:A:131:PHE:CE1	1.85	1.09
1:C:26:LEU:CD2	1:C:102:ILE:HG13	1.82	1.09
1:C:130:LEU:HD12	1:C:131:PHE:CE1	1.85	1.09
1:B:130:LEU:HD12	1:B:131:PHE:CE1	1.85	1.09
1:C:26:LEU:HD13	1:C:102:ILE:HD12	1.10	1.09
1:D:26:LEU:HD13	1:D:102:ILE:HD12	1.10	1.09
1:B:26:LEU:CD2	1:B:102:ILE:HG13	1.82	1.08
1:D:130:LEU:HD11	1:D:131:PHE:CE1	1.85	1.08
1:E:130:LEU:HD12	1:E:131:PHE:CE1	1.85	1.08
1:F:312:LYS:CE	1:F:316:THR:HG23	1.84	1.07
1:A:26:LEU:HD13	1:A:102:ILE:HD12	1.10	1.07
1:E:130:LEU:HD11	1:E:131:PHE:CE1	1.85	1.07

Continued on next page...

Continued from previous page...

Atom-1	Atom-2	Interatomic distance (Å)	Clash overlap (Å)
1:B:312:LYS:CE	1:B:316:THR:HG23	1.84	1.07
1:E:312:LYS:CE	1:E:316:THR:HG23	1.84	1.07
1:A:312:LYS:CE	1:A:316:THR:HG23	1.84	1.06
1:C:312:LYS:CE	1:C:316:THR:HG23	1.84	1.06
1:D:312:LYS:CE	1:D:316:THR:HG23	1.84	1.06
1:F:402:GLU:HG2	1:F:456:LEU:HD21	1.33	1.06
1:E:26:LEU:HD13	1:E:102:ILE:HD12	1.10	1.06
1:D:26:LEU:HD22	1:D:100:ILE:HD12	1.36	1.05
1:A:26:LEU:HD22	1:A:100:ILE:HD12	1.36	1.05
1:B:26:LEU:HD13	1:B:102:ILE:HD12	1.10	1.05
1:C:402:GLU:HG2	1:C:456:LEU:HD21	1.33	1.04
1:C:559:VAL:HG12	1:C:607:GLU:OE1	1.58	1.04
1:F:26:LEU:HD22	1:F:100:ILE:HD12	1.36	1.04
1:E:26:LEU:HD22	1:E:100:ILE:HD12	1.36	1.04
1:A:559:VAL:HG12	1:A:607:GLU:OE1	1.58	1.03
1:E:559:VAL:HG12	1:E:607:GLU:OE1	1.57	1.03
1:F:559:VAL:HG12	1:F:607:GLU:OE1	1.58	1.03
1:A:567:ARG:NH1	1:A:568:GLN:HE21	1.56	1.03
1:E:567:ARG:NH1	1:E:568:GLN:HE21	1.56	1.03
1:B:567:ARG:NH1	1:B:568:GLN:HE21	1.56	1.02
1:C:567:ARG:NH1	1:C:568:GLN:HE21	1.56	1.02
1:D:402:GLU:HG2	1:D:456:LEU:HD21	1.33	1.02
1:D:224:LEU:HD22	1:D:298:PRO:CB	1.90	1.02
1:F:567:ARG:NH1	1:F:568:GLN:HE21	1.56	1.02
1:D:127:THR:HG21	1:D:438:ASP:OD1	1.60	1.02
1:E:402:GLU:HG2	1:E:456:LEU:HD21	1.33	1.02
1:F:127:THR:HG21	1:F:438:ASP:OD1	1.60	1.02
1:A:127:THR:HG21	1:A:438:ASP:OD1	1.60	1.01
1:D:567:ARG:NH1	1:D:568:GLN:HE21	1.56	1.01
1:F:224:LEU:HD22	1:F:298:PRO:CB	1.90	1.01
1:A:402:GLU:HG2	1:A:456:LEU:HD21	1.33	1.01
1:B:26:LEU:HD22	1:B:100:ILE:HD12	1.36	1.01
1:B:559:VAL:HG12	1:B:607:GLU:OE1	1.58	1.01
1:B:127:THR:HG21	1:B:438:ASP:OD1	1.60	1.01
1:D:559:VAL:HG12	1:D:607:GLU:OE1	1.57	1.01
1:E:127:THR:HG21	1:E:438:ASP:OD1	1.59	1.01
1:E:224:LEU:HD22	1:E:298:PRO:CB	1.90	1.01
1:C:26:LEU:HD22	1:C:100:ILE:HD12	1.36	1.01
1:A:224:LEU:HD22	1:A:298:PRO:CB	1.90	1.00
1:B:224:LEU:HD22	1:B:298:PRO:CB	1.90	1.00
1:C:130:LEU:CD1	1:C:131:PHE:HE1	1.75	1.00

Continued on next page...

Continued from previous page...

Atom-1	Atom-2	Interatomic distance (Å)	Clash overlap (Å)
1:C:127:THR:HG21	1:C:438:ASP:OD1	1.60	0.99
1:C:224:LEU:HD22	1:C:298:PRO:CB	1.90	0.99
1:E:312:LYS:HE2	1:E:321:GLU:HG2	1.44	0.99
1:F:312:LYS:HE2	1:F:321:GLU:HG2	1.44	0.99
1:C:482:LEU:O	1:C:486:LYS:HG3	1.62	0.99
1:E:482:LEU:O	1:E:486:LYS:HG3	1.62	0.99
1:B:482:LEU:O	1:B:486:LYS:HG3	1.62	0.98
1:F:482:LEU:O	1:F:486:LYS:HG3	1.62	0.98
1:A:312:LYS:HE2	1:A:321:GLU:HG2	1.44	0.97
1:B:307:ASP:O	1:B:311:PRO:HB3	1.64	0.97
1:C:312:LYS:HE2	1:C:321:GLU:HG2	1.44	0.97
1:D:130:LEU:CD1	1:D:131:PHE:HE1	1.75	0.97
1:C:307:ASP:O	1:C:311:PRO:HB3	1.64	0.97
1:D:307:ASP:O	1:D:311:PRO:HB3	1.64	0.97
1:A:224:LEU:CD2	1:A:298:PRO:HB2	1.95	0.97
1:A:307:ASP:O	1:A:311:PRO:HB3	1.64	0.97
1:B:224:LEU:CD2	1:B:298:PRO:HB2	1.95	0.97
1:E:26:LEU:CD2	1:E:100:ILE:CD1	2.03	0.97
1:D:312:LYS:HE2	1:D:321:GLU:HG2	1.44	0.97
1:D:482:LEU:O	1:D:486:LYS:HG3	1.62	0.97
1:A:482:LEU:O	1:A:486:LYS:HG3	1.62	0.97
1:B:402:GLU:HG2	1:B:456:LEU:HD21	1.33	0.97
1:F:307:ASP:O	1:F:311:PRO:HB3	1.64	0.97
1:D:224:LEU:CD2	1:D:298:PRO:HB2	1.95	0.96
1:E:224:LEU:CD2	1:E:298:PRO:HB2	1.95	0.96
1:C:224:LEU:CD2	1:C:298:PRO:HB2	1.95	0.96
1:C:266:PHE:HD2	1:C:268:LEU:HD11	1.15	0.96
1:F:402:GLU:HG2	1:F:456:LEU:HD22	1.46	0.96
1:B:312:LYS:HE2	1:B:321:GLU:HG2	1.44	0.96
1:B:402:GLU:CG	1:B:456:LEU:CD2	2.41	0.96
1:E:402:GLU:CG	1:E:456:LEU:CD2	2.41	0.95
1:E:307:ASP:O	1:E:311:PRO:HB3	1.64	0.95
1:E:402:GLU:HG2	1:E:456:LEU:HD22	1.46	0.95
1:C:647:LEU:HD11	1:C:752:ILE:HD11	1.49	0.95
1:D:266:PHE:HD2	1:D:268:LEU:HD11	1.16	0.95
1:F:224:LEU:CD2	1:F:298:PRO:HB2	1.95	0.95
1:D:267:PHE:C	1:D:268:LEU:CD1	2.35	0.95
1:A:647:LEU:HD11	1:A:752:ILE:HD11	1.49	0.95
1:D:587:GLY:HA3	1:D:591:GLY:HA2	1.49	0.95
1:D:647:LEU:HD11	1:D:752:ILE:HD11	1.49	0.95
1:A:587:GLY:HA3	1:A:591:GLY:HA2	1.49	0.95

Continued on next page...

Continued from previous page...

Atom-1	Atom-2	Interatomic distance (Å)	Clash overlap (Å)
1:B:267:PHE:C	1:B:268:LEU:CD1	2.35	0.95
1:B:647:LEU:HD11	1:B:752:ILE:HD11	1.49	0.95
1:C:267:PHE:C	1:C:268:LEU:CD1	2.35	0.94
1:B:587:GLY:HA3	1:B:591:GLY:HA2	1.49	0.94
1:C:26:LEU:CD2	1:C:100:ILE:CD1	2.03	0.94
1:D:127:THR:H	1:D:439:ALA:H	1.07	0.94
1:E:130:LEU:CD1	1:E:131:PHE:HE1	1.75	0.94
1:A:267:PHE:C	1:A:268:LEU:CD1	2.35	0.94
1:A:402:GLU:HG2	1:A:456:LEU:HD22	1.46	0.94
1:D:26:LEU:HD23	1:D:100:ILE:C	1.88	0.94
1:A:126:ILE:HD11	1:A:130:LEU:CD2	1.98	0.94
1:E:26:LEU:HD23	1:E:100:ILE:C	1.88	0.94
1:F:266:PHE:HD2	1:F:268:LEU:HD11	1.15	0.94
1:B:130:LEU:CD1	1:B:131:PHE:HE1	1.75	0.94
1:B:266:PHE:CD2	1:B:268:LEU:CD1	2.51	0.94
1:D:571:PRO:HA	1:D:616:ASN:HB3	1.50	0.94
1:A:266:PHE:CD2	1:A:268:LEU:CD1	2.51	0.94
1:C:26:LEU:HD23	1:C:100:ILE:C	1.88	0.94
1:F:26:LEU:HD23	1:F:100:ILE:C	1.88	0.94
1:C:266:PHE:CD2	1:C:268:LEU:CD1	2.51	0.94
1:A:402:GLU:CG	1:A:456:LEU:CD2	2.41	0.93
1:A:571:PRO:HA	1:A:616:ASN:HB3	1.50	0.93
1:B:26:LEU:HD23	1:B:100:ILE:C	1.88	0.93
1:E:267:PHE:C	1:E:268:LEU:CD1	2.35	0.93
1:A:26:LEU:HD23	1:A:100:ILE:C	1.88	0.93
1:E:587:GLY:HA3	1:E:591:GLY:HA2	1.49	0.93
1:F:267:PHE:C	1:F:268:LEU:CD1	2.35	0.93
1:B:266:PHE:HD2	1:B:268:LEU:HD11	1.15	0.93
1:B:571:PRO:HA	1:B:616:ASN:HB3	1.50	0.93
1:E:126:ILE:HD11	1:E:130:LEU:CD2	1.98	0.93
1:E:266:PHE:HD2	1:E:268:LEU:HD11	1.15	0.93
1:F:266:PHE:CD2	1:F:268:LEU:CD1	2.51	0.93
1:F:647:LEU:HD11	1:F:752:ILE:HD11	1.49	0.93
1:C:560:ARG:HA	1:C:607:GLU:OE2	1.69	0.93
1:A:560:ARG:HA	1:A:607:GLU:OE2	1.69	0.93
1:B:126:ILE:HD11	1:B:130:LEU:CD2	1.98	0.93
1:B:560:ARG:HA	1:B:607:GLU:OE2	1.69	0.93
1:E:567:ARG:HH12	1:E:568:GLN:HE21	1.13	0.93
1:E:127:THR:H	1:E:439:ALA:H	1.07	0.93
1:E:647:LEU:HD11	1:E:752:ILE:HD11	1.49	0.93
1:F:126:ILE:HD11	1:F:130:LEU:CD2	1.98	0.93

Continued on next page...

Continued from previous page...

Atom-1	Atom-2	Interatomic distance (Å)	Clash overlap (Å)
1:B:402:GLU:HG2	1:B:456:LEU:HD22	1.46	0.93
1:C:402:GLU:HG2	1:C:456:LEU:HD22	1.46	0.93
1:D:560:ARG:HA	1:D:607:GLU:OE2	1.69	0.93
1:A:266:PHE:HD2	1:A:268:LEU:HD11	1.15	0.92
1:B:127:THR:H	1:B:439:ALA:H	1.07	0.92
1:C:587:GLY:HA3	1:C:591:GLY:HA2	1.49	0.92
1:D:402:GLU:HG2	1:D:456:LEU:HD22	1.46	0.92
1:F:560:ARG:HA	1:F:607:GLU:OE2	1.69	0.92
1:D:402:GLU:CG	1:D:456:LEU:CD2	2.41	0.92
1:F:402:GLU:CG	1:F:456:LEU:CD2	2.41	0.92
1:D:126:ILE:HD11	1:D:130:LEU:CD2	1.98	0.92
1:D:266:PHE:CD2	1:D:268:LEU:CD1	2.51	0.92
1:E:571:PRO:HA	1:E:616:ASN:HB3	1.50	0.92
1:B:26:LEU:CD2	1:B:100:ILE:CD1	2.03	0.92
1:B:567:ARG:HH12	1:B:568:GLN:HE21	1.13	0.92
1:F:312:LYS:CD	1:F:316:THR:HG23	2.00	0.92
1:F:571:PRO:HA	1:F:616:ASN:HB3	1.50	0.92
1:A:26:LEU:CD2	1:A:100:ILE:CD1	2.03	0.92
1:C:571:PRO:HA	1:C:616:ASN:HB3	1.50	0.92
1:C:127:THR:H	1:C:439:ALA:H	1.07	0.92
1:A:26:LEU:CD1	1:A:102:ILE:CD1	2.48	0.92
1:C:126:ILE:HD11	1:C:130:LEU:CD2	1.98	0.92
1:D:267:PHE:HE2	1:D:289:ALA:HB1	1.34	0.91
1:E:266:PHE:CD2	1:E:268:LEU:CD1	2.51	0.91
1:F:26:LEU:CD1	1:F:102:ILE:CD1	2.48	0.91
1:E:312:LYS:CD	1:E:316:THR:HG23	2.00	0.91
1:F:567:ARG:HH12	1:F:568:GLN:HE21	1.13	0.91
1:F:269:ILE:HG23	1:F:274:ILE:CD1	2.01	0.91
1:A:312:LYS:CD	1:A:316:THR:HG23	2.00	0.91
1:C:567:ARG:HH12	1:C:568:GLN:HE21	1.13	0.91
1:E:267:PHE:HE2	1:E:289:ALA:HB1	1.34	0.91
1:F:587:GLY:HA3	1:F:591:GLY:HA2	1.49	0.91
1:B:26:LEU:CD1	1:B:102:ILE:CD1	2.48	0.91
1:C:269:ILE:HG23	1:C:274:ILE:CD1	2.01	0.91
1:E:560:ARG:HA	1:E:607:GLU:OE2	1.69	0.91
1:A:127:THR:H	1:A:439:ALA:H	1.07	0.91
1:B:269:ILE:HG23	1:B:274:ILE:CD1	2.01	0.91
1:C:402:GLU:CG	1:C:456:LEU:CD2	2.41	0.91
1:D:567:ARG:HH12	1:D:568:GLN:HE21	1.13	0.91
1:E:26:LEU:CD1	1:E:102:ILE:CD1	2.48	0.91
1:C:312:LYS:CD	1:C:316:THR:HG23	2.00	0.91

Continued on next page...

Continued from previous page...

Atom-1	Atom-2	Interatomic distance (Å)	Clash overlap (Å)
1:D:312:LYS:HE2	1:D:321:GLU:CG	2.01	0.91
1:D:312:LYS:CD	1:D:316:THR:HG23	2.00	0.91
1:F:266:PHE:CE2	1:F:268:LEU:HD11	2.06	0.91
1:A:266:PHE:CE2	1:A:268:LEU:HD11	2.06	0.91
1:C:267:PHE:HE2	1:C:289:ALA:HB1	1.34	0.91
1:D:26:LEU:CD1	1:D:102:ILE:CD1	2.48	0.91
1:C:26:LEU:CD1	1:C:102:ILE:CD1	2.48	0.90
1:D:269:ILE:HG23	1:D:274:ILE:CD1	2.01	0.90
1:E:269:ILE:HG23	1:E:274:ILE:CD1	2.01	0.90
1:E:312:LYS:HE2	1:E:321:GLU:CG	2.01	0.90
1:F:267:PHE:HE2	1:F:289:ALA:HB1	1.34	0.90
1:A:130:LEU:CD1	1:A:131:PHE:HE1	1.75	0.90
1:B:312:LYS:CD	1:B:316:THR:HG23	2.00	0.90
1:E:266:PHE:CE2	1:E:268:LEU:HD11	2.06	0.90
1:B:266:PHE:CE2	1:B:268:LEU:HD11	2.07	0.90
1:A:269:ILE:HG23	1:A:274:ILE:CD1	2.01	0.90
1:A:312:LYS:HE2	1:A:321:GLU:CG	2.01	0.90
1:A:567:ARG:HH12	1:A:568:GLN:HE21	1.13	0.90
1:A:267:PHE:HE2	1:A:289:ALA:HB1	1.34	0.90
1:C:266:PHE:CE2	1:C:268:LEU:HD11	2.06	0.90
1:C:312:LYS:HE2	1:C:321:GLU:CG	2.01	0.90
1:D:266:PHE:CE2	1:D:268:LEU:HD11	2.06	0.90
1:F:127:THR:H	1:F:439:ALA:H	1.07	0.90
1:B:26:LEU:HD22	1:B:102:ILE:HG13	0.90	0.89
1:B:312:LYS:HE2	1:B:321:GLU:CG	2.01	0.89
1:C:461:PRO:HA	1:C:462:SER:CB	2.02	0.89
1:B:267:PHE:HE2	1:B:289:ALA:HB1	1.34	0.89
1:F:130:LEU:CD1	1:F:131:PHE:HE1	1.75	0.89
1:C:560:ARG:CA	1:C:607:GLU:OE2	2.21	0.89
1:D:26:LEU:CD2	1:D:100:ILE:CD1	2.03	0.89
1:F:312:LYS:HE2	1:F:321:GLU:CG	2.01	0.89
1:C:26:LEU:HD22	1:C:102:ILE:HG13	0.90	0.89
1:B:560:ARG:CA	1:B:607:GLU:OE2	2.21	0.89
1:D:560:ARG:CA	1:D:607:GLU:OE2	2.21	0.89
1:B:461:PRO:HA	1:B:462:SER:CB	2.02	0.89
1:D:127:THR:HB	1:D:438:ASP:CB	2.03	0.89
1:F:560:ARG:CA	1:F:607:GLU:OE2	2.21	0.89
1:A:406:HIS:HE1	1:A:459:SER:HB3	1.38	0.88
1:B:127:THR:HB	1:B:438:ASP:CB	2.03	0.88
1:C:406:HIS:HE1	1:C:459:SER:HB3	1.38	0.88
1:D:406:HIS:HE1	1:D:459:SER:HB3	1.38	0.88

Continued on next page...

Continued from previous page...

Atom-1	Atom-2	Interatomic distance (Å)	Clash overlap (Å)
1:A:312:LYS:HE3	1:A:316:THR:HG23	1.56	0.88
1:A:461:PRO:HA	1:A:462:SER:CB	2.02	0.88
1:E:461:PRO:HA	1:E:462:SER:CB	2.02	0.88
1:C:127:THR:HB	1:C:438:ASP:CB	2.03	0.88
1:D:461:PRO:HA	1:D:462:SER:CB	2.02	0.88
1:E:560:ARG:CA	1:E:607:GLU:OE2	2.21	0.88
1:F:461:PRO:HA	1:F:462:SER:CB	2.02	0.88
1:D:26:LEU:HD22	1:D:102:ILE:HG13	0.90	0.87
1:E:312:LYS:HE3	1:E:316:THR:HG23	1.56	0.87
1:A:560:ARG:CA	1:A:607:GLU:OE2	2.21	0.87
1:B:312:LYS:HE3	1:B:316:THR:HG23	1.56	0.87
1:E:127:THR:HB	1:E:438:ASP:CB	2.03	0.87
1:B:406:HIS:HE1	1:B:459:SER:HB3	1.38	0.87
1:E:26:LEU:HD22	1:E:102:ILE:HG13	0.90	0.87
1:A:127:THR:HB	1:A:438:ASP:CB	2.03	0.87
1:E:406:HIS:HE1	1:E:459:SER:HB3	1.38	0.87
1:F:127:THR:HB	1:F:438:ASP:CB	2.03	0.87
1:D:312:LYS:HE3	1:D:316:THR:HG23	1.56	0.87
1:A:130:LEU:HD11	1:A:131:PHE:HE1	1.29	0.87
1:F:406:HIS:HE1	1:F:459:SER:HB3	1.38	0.86
1:E:312:LYS:HD2	1:E:316:THR:HG23	1.58	0.86
1:F:26:LEU:HD22	1:F:102:ILE:HG13	0.90	0.86
1:F:403:THR:HG21	1:F:411:LEU:HD21	1.58	0.86
1:F:406:HIS:HE1	1:F:459:SER:CB	1.89	0.86
1:C:312:LYS:HE3	1:C:316:THR:HG23	1.56	0.86
1:B:130:LEU:HD11	1:B:131:PHE:HE1	1.30	0.86
1:A:26:LEU:HD22	1:A:102:ILE:HG13	0.90	0.85
1:A:406:HIS:HE1	1:A:459:SER:CB	1.89	0.85
1:B:636:PRO:HA	1:B:640:ASP:OD2	1.77	0.85
1:C:636:PRO:HA	1:C:640:ASP:OD2	1.76	0.85
1:E:26:LEU:CD1	1:E:102:ILE:HD12	2.04	0.85
1:F:26:LEU:CD2	1:F:100:ILE:CD1	2.03	0.85
1:A:636:PRO:HA	1:A:640:ASP:OD2	1.77	0.85
1:F:312:LYS:HE3	1:F:316:THR:HG23	1.56	0.85
1:A:403:THR:HG21	1:A:411:LEU:HD21	1.58	0.85
1:D:636:PRO:HA	1:D:640:ASP:OD2	1.77	0.85
1:E:403:THR:HG21	1:E:411:LEU:HD21	1.58	0.85
1:B:406:HIS:HE1	1:B:459:SER:CB	1.89	0.85
1:D:406:HIS:HE1	1:D:459:SER:CB	1.89	0.85
1:C:312:LYS:HD2	1:C:316:THR:HG23	1.58	0.85
1:F:636:PRO:HA	1:F:640:ASP:OD2	1.76	0.85

Continued on next page...

Continued from previous page...

Atom-1	Atom-2	Interatomic distance (Å)	Clash overlap (Å)
1:C:406:HIS:HE1	1:C:459:SER:CB	1.89	0.85
1:D:312:LYS:HD2	1:D:316:THR:HG23	1.58	0.85
1:B:312:LYS:HD2	1:B:316:THR:HG23	1.58	0.84
1:E:210:ARG:HG3	1:E:212:GLN:HG2	1.59	0.84
1:A:210:ARG:HG3	1:A:212:GLN:HG2	1.59	0.84
1:E:406:HIS:HE1	1:E:459:SER:CB	1.89	0.84
1:B:403:THR:HG21	1:B:411:LEU:HD21	1.58	0.84
1:F:210:ARG:HG3	1:F:212:GLN:HG2	1.59	0.84
1:D:403:THR:HG21	1:D:411:LEU:HD21	1.58	0.84
1:F:312:LYS:HD2	1:F:316:THR:HG23	1.58	0.84
1:A:312:LYS:HD2	1:A:316:THR:HG23	1.58	0.83
1:D:210:ARG:HG3	1:D:212:GLN:HG2	1.59	0.83
1:B:210:ARG:HG3	1:B:212:GLN:HG2	1.60	0.83
1:C:403:THR:HG21	1:C:411:LEU:HD21	1.58	0.83
1:E:319:GLU:HG3	1:E:322:ARG:HH21	1.43	0.83
1:A:116:VAL:HG13	1:A:163:PHE:HB3	1.59	0.83
1:D:26:LEU:CD1	1:D:102:ILE:HD12	2.03	0.83
1:D:127:THR:OG1	1:D:438:ASP:HA	1.79	0.83
1:F:127:THR:OG1	1:F:438:ASP:HA	1.79	0.83
1:B:116:VAL:HG13	1:B:163:PHE:HB3	1.59	0.83
1:D:116:VAL:HG13	1:D:163:PHE:HB3	1.59	0.83
1:E:127:THR:OG1	1:E:438:ASP:HA	1.79	0.83
1:A:127:THR:OG1	1:A:438:ASP:HA	1.79	0.83
1:E:636:PRO:HA	1:E:640:ASP:OD2	1.77	0.83
1:F:130:LEU:HD11	1:F:131:PHE:HE1	1.29	0.83
1:C:116:VAL:HG13	1:C:163:PHE:HB3	1.59	0.82
1:C:476:TRP:CZ2	1:C:534:GLU:OE1	2.32	0.82
1:D:125:GLY:HA3	1:D:159:ARG:NH1	1.94	0.82
1:D:126:ILE:HD11	1:D:130:LEU:HD23	1.61	0.82
1:E:26:LEU:HD13	1:E:102:ILE:HD11	1.61	0.82
1:E:476:TRP:CZ2	1:E:534:GLU:OE1	2.32	0.82
1:C:125:GLY:HA3	1:C:159:ARG:NH1	1.94	0.82
1:A:476:TRP:CZ2	1:A:534:GLU:OE1	2.32	0.82
1:B:476:TRP:CZ2	1:B:534:GLU:OE1	2.32	0.82
1:F:116:VAL:HG13	1:F:163:PHE:HB3	1.59	0.82
1:F:319:GLU:HG3	1:F:322:ARG:HH21	1.43	0.82
1:F:476:TRP:CZ2	1:F:534:GLU:OE1	2.32	0.82
1:B:26:LEU:HD13	1:B:102:ILE:HD11	1.62	0.82
1:E:116:VAL:HG13	1:E:163:PHE:HB3	1.59	0.82
1:E:126:ILE:HD11	1:E:130:LEU:HD23	1.61	0.82
1:B:126:ILE:CD1	1:B:130:LEU:CD2	2.57	0.82

Continued on next page...

Continued from previous page...

Atom-1	Atom-2	Interatomic distance (Å)	Clash overlap (Å)
1:C:210:ARG:HG3	1:C:212:GLN:HG2	1.59	0.82
1:D:319:GLU:HG3	1:D:322:ARG:HH21	1.43	0.82
1:D:476:TRP:CZ2	1:D:534:GLU:OE1	2.32	0.82
1:C:126:ILE:CD1	1:C:130:LEU:CD2	2.57	0.82
1:C:127:THR:OG1	1:C:438:ASP:HA	1.79	0.82
1:D:26:LEU:HD13	1:D:102:ILE:HD11	1.62	0.82
1:F:126:ILE:HD11	1:F:130:LEU:HD23	1.61	0.82
1:A:126:ILE:CD1	1:A:130:LEU:CD2	2.57	0.82
1:C:26:LEU:HD13	1:C:102:ILE:HD11	1.62	0.82
1:E:125:GLY:HA3	1:E:159:ARG:NH1	1.94	0.82
1:F:126:ILE:CD1	1:F:130:LEU:CD2	2.57	0.82
1:D:126:ILE:CD1	1:D:130:LEU:CD2	2.57	0.82
1:F:125:GLY:HA3	1:F:159:ARG:NH1	1.94	0.82
1:A:319:GLU:HG3	1:A:322:ARG:HH21	1.43	0.81
1:C:319:GLU:HG3	1:C:322:ARG:HH21	1.43	0.81
1:E:126:ILE:CD1	1:E:130:LEU:CD2	2.57	0.81
1:A:126:ILE:HD11	1:A:130:LEU:HD23	1.61	0.81
1:A:513:GLY:HA3	1:A:639:LEU:HD23	1.63	0.81
1:B:319:GLU:HG3	1:B:322:ARG:HH21	1.43	0.81
1:D:127:THR:CG2	1:D:438:ASP:OD1	2.29	0.81
1:A:26:LEU:HD13	1:A:102:ILE:HD11	1.61	0.81
1:B:127:THR:CG2	1:B:438:ASP:OD1	2.29	0.81
1:B:513:GLY:HA3	1:B:639:LEU:HD23	1.63	0.81
1:A:120:ASP:CG	1:A:121:ASP:H	1.84	0.81
1:B:125:GLY:HA3	1:B:159:ARG:NH1	1.94	0.81
1:B:127:THR:OG1	1:B:438:ASP:HA	1.79	0.81
1:E:127:THR:CG2	1:E:438:ASP:OD1	2.29	0.81
1:B:120:ASP:CG	1:B:121:ASP:H	1.84	0.81
1:C:513:GLY:HA3	1:C:639:LEU:HD23	1.62	0.81
1:F:120:ASP:CG	1:F:121:ASP:H	1.84	0.81
1:F:513:GLY:HA3	1:F:639:LEU:HD23	1.62	0.81
1:A:125:GLY:HA3	1:A:159:ARG:NH1	1.94	0.81
1:F:26:LEU:HD21	1:F:100:ILE:HD11	1.56	0.81
1:E:120:ASP:CG	1:E:121:ASP:H	1.84	0.80
1:F:127:THR:CG2	1:F:438:ASP:OD1	2.29	0.80
1:C:120:ASP:CG	1:C:121:ASP:H	1.84	0.80
1:D:120:ASP:CG	1:D:121:ASP:H	1.84	0.80
1:C:127:THR:CG2	1:C:438:ASP:OD1	2.29	0.80
1:D:130:LEU:HD11	1:D:131:PHE:HE1	1.29	0.80
1:E:224:LEU:CD2	1:E:298:PRO:CB	2.58	0.80
1:C:26:LEU:CD1	1:C:102:ILE:HD12	2.03	0.80

Continued on next page...

Continued from previous page...

Atom-1	Atom-2	Interatomic distance (Å)	Clash overlap (Å)
1:B:270:ASN:HB3	1:B:273:GLU:CB	2.12	0.80
1:E:130:LEU:HD11	1:E:131:PHE:HE1	1.29	0.80
1:B:126:ILE:HD11	1:B:130:LEU:HD23	1.61	0.79
1:C:126:ILE:HD11	1:C:130:LEU:HD23	1.61	0.79
1:E:270:ASN:HB3	1:E:273:GLU:CB	2.12	0.79
1:F:270:ASN:HB3	1:F:273:GLU:CB	2.12	0.79
1:A:26:LEU:HD21	1:A:100:ILE:HD11	1.56	0.79
1:E:127:THR:CB	1:E:438:ASP:CA	2.32	0.79
1:A:127:THR:CG2	1:A:438:ASP:OD1	2.29	0.79
1:A:24:ASN:O	1:A:25:ARG:CB	2.31	0.79
1:D:578:GLU:HG2	1:D:581:SER:HB3	1.65	0.79
1:F:24:ASN:O	1:F:25:ARG:CB	2.31	0.79
1:A:578:GLU:HG2	1:A:581:SER:HB3	1.65	0.79
1:D:270:ASN:HB3	1:D:273:GLU:CB	2.12	0.79
1:D:513:GLY:HA3	1:D:639:LEU:HD23	1.63	0.79
1:E:513:GLY:HA3	1:E:639:LEU:HD23	1.63	0.79
1:A:26:LEU:CD1	1:A:102:ILE:HD12	2.04	0.79
1:B:26:LEU:HD21	1:B:100:ILE:HD11	1.56	0.79
1:C:269:ILE:HG23	1:C:274:ILE:HD11	1.65	0.79
1:C:270:ASN:HB3	1:C:273:GLU:CB	2.12	0.79
1:B:269:ILE:HG23	1:B:274:ILE:HD11	1.65	0.78
1:B:269:ILE:HG23	1:B:274:ILE:HD13	1.65	0.78
1:F:267:PHE:O	1:F:268:LEU:CD1	2.26	0.78
1:A:270:ASN:HB3	1:A:273:GLU:CB	2.12	0.78
1:C:269:ILE:HG23	1:C:274:ILE:HD13	1.65	0.78
1:E:26:LEU:HD21	1:E:100:ILE:HD11	1.56	0.78
1:B:24:ASN:O	1:B:25:ARG:CB	2.31	0.78
1:B:578:GLU:HG2	1:B:581:SER:HB3	1.65	0.78
1:E:24:ASN:O	1:E:25:ARG:CB	2.31	0.78
1:C:224:LEU:CD2	1:C:298:PRO:CB	2.58	0.78
1:E:578:GLU:HG2	1:E:581:SER:HB3	1.65	0.78
1:F:269:ILE:HG23	1:F:274:ILE:HD11	1.65	0.78
1:C:578:GLU:HG2	1:C:581:SER:HB3	1.65	0.78
1:A:126:ILE:CG2	1:A:134:TYR:CE2	2.67	0.78
1:A:224:LEU:CD2	1:A:298:PRO:CB	2.58	0.77
1:A:469:VAL:HG21	1:A:565:LYS:HE3	1.66	0.77
1:B:26:LEU:CD1	1:B:102:ILE:HD12	2.04	0.77
1:C:24:ASN:O	1:C:25:ARG:CB	2.31	0.77
1:C:130:LEU:HD11	1:C:131:PHE:HE1	1.29	0.77
1:E:269:ILE:HG23	1:E:274:ILE:HD11	1.65	0.77
1:A:269:ILE:HG23	1:A:274:ILE:HD13	1.65	0.77

Continued on next page...

Continued from previous page...

Atom-1	Atom-2	Interatomic distance (Å)	Clash overlap (Å)
1:B:118:PRO:HD2	1:B:187:GLU:O	1.85	0.77
1:C:126:ILE:HD13	1:C:130:LEU:HB3	0.81	0.77
1:C:469:VAL:HG21	1:C:565:LYS:HE3	1.66	0.77
1:D:269:ILE:HG23	1:D:274:ILE:HD11	1.65	0.77
1:C:26:LEU:CD1	1:C:102:ILE:HD11	2.14	0.77
1:C:118:PRO:HD2	1:C:187:GLU:O	1.85	0.77
1:D:24:ASN:O	1:D:25:ARG:CB	2.31	0.77
1:F:126:ILE:CG2	1:F:134:TYR:CE2	2.67	0.77
1:B:126:ILE:HD11	1:B:130:LEU:HD22	1.67	0.77
1:E:126:ILE:CG2	1:E:134:TYR:CE2	2.67	0.77
1:D:269:ILE:HG23	1:D:274:ILE:HD13	1.65	0.77
1:A:513:GLY:HA3	1:A:639:LEU:CD2	2.15	0.77
1:D:126:ILE:HD13	1:D:130:LEU:HB3	0.81	0.77
1:F:578:GLU:HG2	1:F:581:SER:HB3	1.65	0.77
1:F:127:THR:CB	1:F:438:ASP:CA	2.32	0.77
1:A:118:PRO:HD2	1:A:187:GLU:O	1.85	0.77
1:F:469:VAL:HG21	1:F:565:LYS:HE3	1.66	0.77
1:B:313:ARG:O	1:B:314:GLU:HB2	1.85	0.77
1:C:126:ILE:HD11	1:C:130:LEU:HD22	1.67	0.77
1:C:476:TRP:HE1	1:C:534:GLU:CD	1.88	0.77
1:D:476:TRP:HE1	1:D:534:GLU:CD	1.88	0.77
1:D:513:GLY:HA3	1:D:639:LEU:CD2	2.15	0.77
1:D:753:ARG:O	1:D:757:MET:HB2	1.85	0.77
1:E:513:GLY:HA3	1:E:639:LEU:CD2	2.15	0.77
1:A:126:ILE:HD11	1:A:130:LEU:HD22	1.67	0.76
1:A:753:ARG:O	1:A:757:MET:HB2	1.86	0.76
1:B:126:ILE:CG2	1:B:134:TYR:CE2	2.67	0.76
1:B:224:LEU:CD2	1:B:298:PRO:CB	2.58	0.76
1:B:469:VAL:HG21	1:B:565:LYS:HE3	1.66	0.76
1:F:26:LEU:CD1	1:F:102:ILE:HD11	2.14	0.76
1:A:267:PHE:O	1:A:268:LEU:CD1	2.26	0.76
1:B:126:ILE:HD13	1:B:130:LEU:HB3	0.81	0.76
1:B:476:TRP:HE1	1:B:534:GLU:CD	1.88	0.76
1:C:126:ILE:CG2	1:C:134:TYR:CE2	2.67	0.76
1:F:126:ILE:HD13	1:F:130:LEU:HB3	0.81	0.76
1:F:224:LEU:CD2	1:F:298:PRO:CB	2.58	0.76
1:D:118:PRO:HD2	1:D:187:GLU:O	1.85	0.76
1:F:513:GLY:HA3	1:F:639:LEU:CD2	2.14	0.76
1:C:313:ARG:O	1:C:314:GLU:HB2	1.85	0.76
1:E:269:ILE:HG23	1:E:274:ILE:HD13	1.65	0.76
1:F:126:ILE:CD1	1:F:130:LEU:HD23	2.16	0.76

Continued on next page...

Continued from previous page...

Atom-1	Atom-2	Interatomic distance (Å)	Clash overlap (Å)
1:A:127:THR:HB	1:A:438:ASP:HA	0.76	0.76
1:C:26:LEU:HD21	1:C:100:ILE:HD11	1.56	0.76
1:D:26:LEU:CD1	1:D:102:ILE:HD11	2.14	0.76
1:D:126:ILE:CD1	1:D:130:LEU:HD23	2.16	0.76
1:D:126:ILE:CG2	1:D:134:TYR:CE2	2.67	0.76
1:F:402:GLU:HG3	1:F:456:LEU:HD21	1.68	0.76
1:B:127:THR:HB	1:B:438:ASP:HA	0.76	0.76
1:E:26:LEU:CD1	1:E:102:ILE:HD11	2.14	0.76
1:E:753:ARG:O	1:E:757:MET:HB2	1.86	0.76
1:C:126:ILE:CD1	1:C:130:LEU:HD23	2.16	0.76
1:F:118:PRO:HD2	1:F:187:GLU:O	1.85	0.76
1:F:269:ILE:HG23	1:F:274:ILE:HD13	1.65	0.76
1:D:313:ARG:O	1:D:314:GLU:HB2	1.85	0.76
1:E:118:PRO:HD2	1:E:187:GLU:O	1.85	0.76
1:A:567:ARG:NH1	1:A:568:GLN:NE2	2.34	0.76
1:D:224:LEU:CD2	1:D:298:PRO:CB	2.58	0.76
1:F:753:ARG:O	1:F:757:MET:HB2	1.86	0.76
1:B:753:ARG:O	1:B:757:MET:HB2	1.85	0.76
1:E:126:ILE:CD1	1:E:130:LEU:HD23	2.16	0.76
1:A:126:ILE:CD1	1:A:130:LEU:HD23	2.16	0.75
1:C:513:GLY:HA3	1:C:639:LEU:CD2	2.14	0.75
1:E:267:PHE:O	1:E:268:LEU:CD1	2.26	0.75
1:F:126:ILE:HD11	1:F:130:LEU:HD22	1.67	0.75
1:C:127:THR:HB	1:C:438:ASP:HA	0.76	0.75
1:C:753:ARG:O	1:C:757:MET:HB2	1.86	0.75
1:D:26:LEU:HD21	1:D:100:ILE:HD11	1.56	0.75
1:A:269:ILE:HG23	1:A:274:ILE:HD11	1.65	0.75
1:F:476:TRP:HE1	1:F:534:GLU:CD	1.88	0.75
1:B:513:GLY:HA3	1:B:639:LEU:CD2	2.15	0.75
1:D:126:ILE:HD11	1:D:130:LEU:HD22	1.67	0.75
1:D:469:VAL:HG21	1:D:565:LYS:HE3	1.66	0.75
1:D:567:ARG:NH1	1:D:568:GLN:NE2	2.34	0.75
1:F:26:LEU:CD1	1:F:102:ILE:HD12	2.04	0.75
1:F:461:PRO:CA	1:F:462:SER:HB3	2.14	0.75
1:E:476:TRP:HE1	1:E:534:GLU:CD	1.88	0.75
1:B:26:LEU:CD1	1:B:102:ILE:HD11	2.14	0.75
1:B:402:GLU:HG3	1:B:456:LEU:HD21	1.67	0.75
1:A:571:PRO:CA	1:A:616:ASN:HB3	2.17	0.75
1:D:267:PHE:CE2	1:D:289:ALA:HB1	2.21	0.75
1:E:266:PHE:CE2	1:E:268:LEU:CD1	2.70	0.75
1:F:571:PRO:CA	1:F:616:ASN:HB3	2.17	0.75

Continued on next page...

Continued from previous page...

Atom-1	Atom-2	Interatomic distance (Å)	Clash overlap (Å)
1:A:476:TRP:HE1	1:A:534:GLU:CD	1.88	0.75
1:E:571:PRO:CA	1:E:616:ASN:HB3	2.17	0.75
1:C:567:ARG:NH1	1:C:568:GLN:NE2	2.34	0.75
1:E:126:ILE:HD13	1:E:130:LEU:HB3	0.81	0.75
1:A:21:ASN:N	1:A:23:PRO:HD3	2.02	0.74
1:D:605:LEU:HD21	1:D:633:ILE:HD13	1.69	0.74
1:E:469:VAL:HG21	1:E:565:LYS:HE3	1.66	0.74
1:F:313:ARG:O	1:F:314:GLU:HB2	1.85	0.74
1:B:126:ILE:CD1	1:B:130:LEU:HD23	2.16	0.74
1:C:605:LEU:HD21	1:C:633:ILE:HD13	1.69	0.74
1:B:571:PRO:CA	1:B:616:ASN:HB3	2.17	0.74
1:D:122:THR:OG1	1:D:161:VAL:HG23	1.88	0.74
1:E:126:ILE:HD11	1:E:130:LEU:HD22	1.67	0.74
1:E:313:ARG:O	1:E:314:GLU:HB2	1.85	0.74
1:A:313:ARG:O	1:A:314:GLU:HB2	1.85	0.74
1:A:605:LEU:HD21	1:A:633:ILE:HD13	1.69	0.74
1:D:21:ASN:N	1:D:23:PRO:HD3	2.02	0.74
1:E:21:ASN:N	1:E:23:PRO:HD3	2.03	0.74
1:E:402:GLU:HG3	1:E:456:LEU:HD21	1.68	0.74
1:A:461:PRO:CA	1:A:462:SER:HB3	2.14	0.74
1:C:123:VAL:HG22	1:C:124:GLU:H	1.53	0.74
1:D:266:PHE:CE2	1:D:268:LEU:CD1	2.70	0.74
1:F:122:THR:OG1	1:F:161:VAL:HG23	1.88	0.74
1:F:567:ARG:NH1	1:F:568:GLN:NE2	2.34	0.74
1:B:567:ARG:NH1	1:B:568:GLN:NE2	2.34	0.74
1:C:127:THR:CB	1:C:438:ASP:CA	2.32	0.74
1:D:127:THR:HB	1:D:438:ASP:HA	0.76	0.74
1:E:421:GLN:HG2	1:E:451:ASP:OD1	1.88	0.74
1:E:461:PRO:CA	1:E:462:SER:HB3	2.14	0.74
1:A:26:LEU:CD1	1:A:102:ILE:HD11	2.14	0.74
1:D:571:PRO:CA	1:D:616:ASN:HB3	2.17	0.74
1:F:21:ASN:N	1:F:23:PRO:HD3	2.02	0.74
1:A:402:GLU:HG3	1:A:456:LEU:HD21	1.67	0.74
1:A:266:PHE:CE2	1:A:268:LEU:CD1	2.70	0.74
1:B:21:ASN:N	1:B:23:PRO:HD3	2.02	0.74
1:E:246:PRO:HG3	1:E:466:GLU:OE1	1.88	0.74
1:F:246:PRO:HG3	1:F:466:GLU:OE1	1.88	0.74
1:A:246:PRO:HG3	1:A:466:GLU:OE1	1.88	0.74
1:D:126:ILE:CD1	1:D:130:LEU:CB	2.53	0.74
1:E:122:THR:OG1	1:E:161:VAL:HG23	1.88	0.74
1:C:21:ASN:N	1:C:23:PRO:HD3	2.02	0.73

Continued on next page...

Continued from previous page...

Atom-1	Atom-2	Interatomic distance (Å)	Clash overlap (Å)
1:D:127:THR:CB	1:D:438:ASP:CA	2.32	0.73
1:B:123:VAL:HG22	1:B:124:GLU:H	1.53	0.73
1:B:127:THR:CB	1:B:438:ASP:CA	2.32	0.73
1:B:246:PRO:HG3	1:B:466:GLU:OE1	1.88	0.73
1:B:266:PHE:CE2	1:B:268:LEU:CD1	2.70	0.73
1:B:605:LEU:HD21	1:B:633:ILE:HD13	1.69	0.73
1:D:66:GLU:O	1:D:147:ARG:NH1	2.21	0.73
1:D:123:VAL:HG22	1:D:124:GLU:H	1.53	0.73
1:E:267:PHE:CE2	1:E:289:ALA:HB1	2.21	0.73
1:C:266:PHE:CE2	1:C:268:LEU:CD1	2.70	0.73
1:C:267:PHE:CE2	1:C:289:ALA:HB1	2.21	0.73
1:C:571:PRO:CA	1:C:616:ASN:HB3	2.17	0.73
1:F:123:VAL:HG22	1:F:124:GLU:H	1.53	0.73
1:A:26:LEU:CD2	1:A:100:ILE:CG1	2.57	0.73
1:B:267:PHE:O	1:B:268:LEU:CD1	2.26	0.73
1:D:246:PRO:HG3	1:D:466:GLU:OE1	1.88	0.73
1:F:127:THR:HB	1:F:438:ASP:HA	0.76	0.73
1:B:615:LYS:O	1:B:616:ASN:HB2	1.89	0.73
1:C:402:GLU:HG3	1:C:456:LEU:HD21	1.68	0.73
1:F:267:PHE:CE2	1:F:289:ALA:HB1	2.21	0.73
1:A:123:VAL:HG22	1:A:124:GLU:H	1.53	0.73
1:B:421:GLN:HG2	1:B:451:ASP:OD1	1.88	0.73
1:C:126:ILE:CD1	1:C:130:LEU:CB	2.53	0.73
1:C:246:PRO:HG3	1:C:466:GLU:OE1	1.88	0.73
1:D:267:PHE:O	1:D:268:LEU:CD1	2.26	0.73
1:E:127:THR:HB	1:E:438:ASP:HA	0.76	0.73
1:F:605:LEU:HD21	1:F:633:ILE:HD13	1.69	0.73
1:A:421:GLN:HG2	1:A:451:ASP:OD1	1.88	0.73
1:C:476:TRP:NE1	1:C:534:GLU:OE1	2.22	0.73
1:E:476:TRP:NE1	1:E:534:GLU:OE1	2.22	0.73
1:F:66:GLU:O	1:F:147:ARG:NH1	2.21	0.73
1:C:66:GLU:O	1:C:147:ARG:NH1	2.21	0.73
1:C:122:THR:OG1	1:C:161:VAL:HG23	1.88	0.73
1:A:66:GLU:O	1:A:147:ARG:NH1	2.21	0.73
1:B:66:GLU:O	1:B:147:ARG:NH1	2.21	0.73
1:B:122:THR:OG1	1:B:161:VAL:HG23	1.88	0.73
1:D:267:PHE:HE2	1:D:289:ALA:CB	2.02	0.73
1:D:615:LYS:O	1:D:616:ASN:HB2	1.89	0.73
1:F:476:TRP:NE1	1:F:534:GLU:OE1	2.22	0.73
1:C:421:GLN:HG2	1:C:451:ASP:OD1	1.88	0.72
1:D:402:GLU:HG3	1:D:456:LEU:HD21	1.67	0.72

Continued on next page...

Continued from previous page...

Atom-1	Atom-2	Interatomic distance (Å)	Clash overlap (Å)
1:E:267:PHE:HE2	1:E:289:ALA:CB	2.02	0.72
1:F:421:GLN:HG2	1:F:451:ASP:OD1	1.88	0.72
1:A:127:THR:CB	1:A:438:ASP:CA	2.32	0.72
1:A:647:LEU:CD1	1:A:752:ILE:HD11	2.20	0.72
1:D:476:TRP:NE1	1:D:534:GLU:OE1	2.22	0.72
1:B:647:LEU:CD1	1:B:752:ILE:HD11	2.20	0.72
1:C:647:LEU:CD1	1:C:752:ILE:HD11	2.20	0.72
1:E:756:GLU:O	1:E:760:GLN:N	2.22	0.72
1:A:122:THR:OG1	1:A:161:VAL:HG23	1.88	0.72
1:D:421:GLN:HG2	1:D:451:ASP:OD1	1.88	0.72
1:E:66:GLU:O	1:E:147:ARG:NH1	2.21	0.72
1:C:615:LYS:O	1:C:616:ASN:HB2	1.89	0.72
1:C:756:GLU:O	1:C:760:GLN:N	2.22	0.72
1:D:461:PRO:CA	1:D:462:SER:HB3	2.14	0.72
1:E:123:VAL:HG22	1:E:124:GLU:H	1.53	0.72
1:E:605:LEU:HD21	1:E:633:ILE:HD13	1.69	0.72
1:A:126:ILE:HD13	1:A:130:LEU:HB3	0.81	0.72
1:A:476:TRP:NE1	1:A:534:GLU:OE1	2.22	0.72
1:C:267:PHE:HE2	1:C:289:ALA:CB	2.02	0.72
1:F:206:ILE:HD13	1:F:254:ILE:HD13	1.72	0.72
1:C:206:ILE:HD13	1:C:254:ILE:HD13	1.72	0.72
1:D:89:ARG:HG3	1:D:94:VAL:HG13	1.71	0.72
1:D:647:LEU:CD1	1:D:752:ILE:HD11	2.20	0.72
1:C:267:PHE:O	1:C:268:LEU:CD1	2.26	0.72
1:E:126:ILE:CD1	1:E:130:LEU:CB	2.53	0.72
1:F:307:ASP:O	1:F:311:PRO:CB	2.38	0.72
1:A:89:ARG:HG3	1:A:94:VAL:HG13	1.71	0.71
1:B:89:ARG:HG3	1:B:94:VAL:HG13	1.71	0.71
1:B:270:ASN:HB3	1:B:273:GLU:HB3	1.72	0.71
1:B:476:TRP:NE1	1:B:534:GLU:OE1	2.22	0.71
1:D:26:LEU:CD2	1:D:100:ILE:CG1	2.57	0.71
1:E:406:HIS:CE1	1:E:461:PRO:HD3	2.25	0.71
1:F:26:LEU:HD13	1:F:102:ILE:HD11	1.62	0.71
1:F:267:PHE:HE2	1:F:289:ALA:CB	2.02	0.71
1:F:615:LYS:O	1:F:616:ASN:HB2	1.89	0.71
1:D:206:ILE:HD13	1:D:254:ILE:HD13	1.72	0.71
1:E:307:ASP:O	1:E:311:PRO:CB	2.38	0.71
1:A:406:HIS:CE1	1:A:461:PRO:HD3	2.25	0.71
1:F:266:PHE:CE2	1:F:268:LEU:CD1	2.70	0.71
1:A:267:PHE:CE2	1:A:289:ALA:HB1	2.21	0.71
1:B:461:PRO:CA	1:B:462:SER:HB3	2.14	0.71

Continued on next page...

Continued from previous page...

Atom-1	Atom-2	Interatomic distance (Å)	Clash overlap (Å)
1:A:756:GLU:O	1:A:760:GLN:N	2.22	0.71
1:B:406:HIS:CE1	1:B:461:PRO:HD3	2.25	0.71
1:E:567:ARG:NH1	1:E:568:GLN:NE2	2.34	0.71
1:F:89:ARG:HG3	1:F:94:VAL:HG13	1.71	0.71
1:F:406:HIS:CE1	1:F:461:PRO:HD3	2.25	0.71
1:A:267:PHE:HE2	1:A:289:ALA:CB	2.02	0.71
1:A:405:GLY:O	1:A:462:SER:O	2.09	0.71
1:A:615:LYS:O	1:A:616:ASN:HB2	1.89	0.71
1:B:267:PHE:HE2	1:B:289:ALA:CB	2.02	0.71
1:B:267:PHE:CE2	1:B:289:ALA:HB1	2.21	0.71
1:C:26:LEU:HD22	1:C:102:ILE:CD1	2.21	0.71
1:C:312:LYS:HD2	1:C:316:THR:CG2	2.21	0.71
1:D:312:LYS:HD2	1:D:316:THR:CG2	2.21	0.71
1:D:406:HIS:CE1	1:D:461:PRO:HD3	2.25	0.71
1:A:206:ILE:HD13	1:A:254:ILE:HD13	1.72	0.71
1:B:405:GLY:O	1:B:462:SER:O	2.09	0.71
1:B:206:ILE:HD13	1:B:254:ILE:HD13	1.72	0.71
1:B:312:LYS:HD2	1:B:316:THR:CG2	2.21	0.71
1:D:560:ARG:N	1:D:607:GLU:OE2	2.24	0.71
1:E:270:ASN:HB3	1:E:273:GLU:HB3	1.72	0.71
1:F:126:ILE:CD1	1:F:130:LEU:CB	2.53	0.71
1:B:26:LEU:HD22	1:B:102:ILE:CD1	2.20	0.71
1:D:26:LEU:HD22	1:D:102:ILE:CD1	2.21	0.71
1:C:270:ASN:HB3	1:C:273:GLU:HB3	1.72	0.70
1:C:405:GLY:O	1:C:462:SER:O	2.09	0.70
1:E:206:ILE:HD13	1:E:254:ILE:HD13	1.72	0.70
1:E:647:LEU:CD1	1:E:752:ILE:HD11	2.20	0.70
1:A:270:ASN:HB3	1:A:273:GLU:HB3	1.72	0.70
1:A:312:LYS:HD2	1:A:316:THR:CG2	2.21	0.70
1:B:126:ILE:CD1	1:B:130:LEU:CB	2.53	0.70
1:D:307:ASP:O	1:D:311:PRO:CB	2.38	0.70
1:D:476:TRP:HZ2	1:D:534:GLU:OE1	1.74	0.70
1:F:405:GLY:O	1:F:462:SER:O	2.09	0.70
1:C:680:ASN:OD1	1:C:681:GLY:N	2.25	0.70
1:D:27:ILE:H	1:D:82:ILE:HD13	1.56	0.70
1:D:680:ASN:OD1	1:D:681:GLY:N	2.25	0.70
1:E:615:LYS:O	1:E:616:ASN:HB2	1.89	0.70
1:F:270:ASN:HB3	1:F:273:GLU:HB3	1.72	0.70
1:A:307:ASP:O	1:A:311:PRO:CB	2.38	0.70
1:B:680:ASN:OD1	1:B:681:GLY:N	2.25	0.70
1:C:89:ARG:HG3	1:C:94:VAL:HG13	1.71	0.70

Continued on next page...

Continued from previous page...

Atom-1	Atom-2	Interatomic distance (Å)	Clash overlap (Å)
1:C:560:ARG:N	1:C:607:GLU:OE2	2.24	0.70
1:F:27:ILE:H	1:F:82:ILE:HD13	1.56	0.70
1:B:27:ILE:H	1:B:82:ILE:HD13	1.57	0.70
1:C:461:PRO:CA	1:C:462:SER:HB3	2.14	0.70
1:E:27:ILE:H	1:E:82:ILE:HD13	1.56	0.70
1:E:312:LYS:HD2	1:E:316:THR:CG2	2.21	0.70
1:C:26:LEU:CD2	1:C:100:ILE:CG1	2.57	0.70
1:F:560:ARG:N	1:F:607:GLU:OE2	2.24	0.70
1:B:26:LEU:CD2	1:B:100:ILE:CG1	2.57	0.70
1:D:270:ASN:HB3	1:D:273:GLU:HB3	1.72	0.70
1:E:26:LEU:HD22	1:E:102:ILE:CD1	2.20	0.70
1:A:754:LYS:HD3	1:A:757:MET:CE	2.22	0.70
1:C:27:ILE:H	1:C:82:ILE:HD13	1.57	0.70
1:C:406:HIS:NE2	1:C:461:PRO:HG3	2.07	0.70
1:E:26:LEU:CD2	1:E:100:ILE:CG1	2.57	0.70
1:F:754:LYS:HD3	1:F:757:MET:CE	2.22	0.70
1:B:754:LYS:HD3	1:B:757:MET:CE	2.22	0.70
1:A:650:GLU:HA	1:A:653:ARG:HB2	1.74	0.70
1:A:680:ASN:OD1	1:A:681:GLY:N	2.25	0.70
1:B:22:ARG:N	1:B:23:PRO:HD3	2.07	0.70
1:C:406:HIS:CE1	1:C:461:PRO:HD3	2.25	0.70
1:E:680:ASN:OD1	1:E:681:GLY:N	2.25	0.70
1:A:26:LEU:HD22	1:A:102:ILE:CD1	2.20	0.69
1:B:307:ASP:O	1:B:311:PRO:CB	2.38	0.69
1:D:405:GLY:O	1:D:462:SER:O	2.09	0.69
1:E:89:ARG:HG3	1:E:94:VAL:HG13	1.71	0.69
1:E:476:TRP:HZ2	1:E:534:GLU:OE1	1.74	0.69
1:F:406:HIS:NE2	1:F:461:PRO:HG3	2.07	0.69
1:A:406:HIS:NE2	1:A:461:PRO:HG3	2.07	0.69
1:B:313:ARG:HH21	1:B:352:SER:HA	1.57	0.69
1:D:22:ARG:N	1:D:23:PRO:HD3	2.07	0.69
1:D:406:HIS:NE2	1:D:461:PRO:HG3	2.07	0.69
1:E:405:GLY:O	1:E:462:SER:O	2.09	0.69
1:A:22:ARG:N	1:A:23:PRO:HD3	2.07	0.69
1:A:27:ILE:H	1:A:82:ILE:HD13	1.56	0.69
1:D:517:TYR:CZ	1:D:644:TYR:HB2	2.28	0.69
1:E:560:ARG:N	1:E:607:GLU:OE2	2.24	0.69
1:F:647:LEU:CD1	1:F:752:ILE:HD11	2.20	0.69
1:B:560:ARG:N	1:B:607:GLU:OE2	2.24	0.69
1:C:307:ASP:O	1:C:311:PRO:CB	2.38	0.69
1:C:754:LYS:HD3	1:C:757:MET:CE	2.22	0.69

Continued on next page...

Continued from previous page...

Atom-1	Atom-2	Interatomic distance (Å)	Clash overlap (Å)
1:F:26:LEU:HD22	1:F:102:ILE:CD1	2.20	0.69
1:F:312:LYS:HD2	1:F:316:THR:CG2	2.21	0.69
1:D:756:GLU:O	1:D:760:GLN:N	2.22	0.69
1:E:406:HIS:NE2	1:E:461:PRO:HG3	2.07	0.69
1:E:517:TYR:CZ	1:E:644:TYR:HB2	2.28	0.69
1:F:650:GLU:HA	1:F:653:ARG:HB2	1.74	0.69
1:F:680:ASN:OD1	1:F:681:GLY:N	2.25	0.69
1:A:560:ARG:N	1:A:607:GLU:OE2	2.24	0.69
1:C:313:ARG:HH21	1:C:352:SER:HA	1.57	0.69
1:D:313:ARG:HH21	1:D:352:SER:HA	1.57	0.69
1:E:754:LYS:HD3	1:E:757:MET:CE	2.22	0.69
1:F:756:GLU:O	1:F:760:GLN:N	2.22	0.69
1:B:650:GLU:HA	1:B:653:ARG:HB2	1.74	0.69
1:C:22:ARG:N	1:C:23:PRO:HD3	2.07	0.69
1:C:517:TYR:CZ	1:C:644:TYR:HB2	2.28	0.69
1:A:42:SER:HB2	1:A:44:PRO:HD2	1.75	0.69
1:A:126:ILE:CD1	1:A:130:LEU:CB	2.53	0.69
1:B:42:SER:HB2	1:B:44:PRO:HD2	1.75	0.69
1:B:126:ILE:HG21	1:B:134:TYR:CE2	2.28	0.69
1:B:406:HIS:NE2	1:B:461:PRO:HG3	2.07	0.69
1:D:126:ILE:HG21	1:D:134:TYR:CE2	2.28	0.69
1:E:650:GLU:HA	1:E:653:ARG:HB2	1.75	0.69
1:F:28:VAL:HG21	1:F:94:VAL:HG21	1.75	0.69
1:F:476:TRP:HZ2	1:F:534:GLU:OE1	1.74	0.69
1:F:612:SER:O	1:F:613:THR:OG1	2.09	0.69
1:E:126:ILE:HG21	1:E:134:TYR:CE2	2.28	0.69
1:A:127:THR:N	1:A:439:ALA:H	1.88	0.69
1:B:517:TYR:CZ	1:B:644:TYR:HB2	2.28	0.69
1:E:28:VAL:HG21	1:E:94:VAL:HG21	1.75	0.69
1:A:126:ILE:HG21	1:A:134:TYR:CE2	2.28	0.68
1:B:127:THR:N	1:B:439:ALA:H	1.88	0.68
1:E:313:ARG:HH21	1:E:352:SER:HA	1.57	0.68
1:F:22:ARG:N	1:F:23:PRO:HD3	2.07	0.68
1:C:650:GLU:HA	1:C:653:ARG:HB2	1.74	0.68
1:F:42:SER:HB2	1:F:44:PRO:HD2	1.75	0.68
1:F:126:ILE:HG21	1:F:134:TYR:CE2	2.28	0.68
1:F:313:ARG:HH21	1:F:352:SER:HA	1.57	0.68
1:F:517:TYR:CZ	1:F:644:TYR:HB2	2.28	0.68
1:A:28:VAL:HG21	1:A:94:VAL:HG21	1.75	0.68
1:B:612:SER:O	1:B:613:THR:OG1	2.09	0.68
1:C:612:SER:O	1:C:613:THR:OG1	2.09	0.68

Continued on next page...

Continued from previous page...

Atom-1	Atom-2	Interatomic distance (Å)	Clash overlap (Å)
1:A:313:ARG:HH21	1:A:352:SER:HA	1.57	0.68
1:C:42:SER:HB2	1:C:44:PRO:HD2	1.75	0.68
1:D:28:VAL:HG21	1:D:94:VAL:HG21	1.75	0.68
1:E:22:ARG:N	1:E:23:PRO:HD3	2.07	0.68
1:B:756:GLU:O	1:B:760:GLN:N	2.22	0.68
1:C:126:ILE:HG21	1:C:134:TYR:CE2	2.28	0.68
1:D:650:GLU:HA	1:D:653:ARG:HB2	1.74	0.68
1:E:612:SER:O	1:E:613:THR:OG1	2.09	0.68
1:C:127:THR:N	1:C:439:ALA:H	1.88	0.68
1:D:754:LYS:HD3	1:D:757:MET:CE	2.22	0.68
1:E:60:LYS:HB3	1:E:101:SER:O	1.94	0.68
1:A:60:LYS:HB3	1:A:101:SER:O	1.94	0.68
1:A:476:TRP:HZ2	1:A:534:GLU:OE1	1.74	0.68
1:C:477:GLU:HB2	1:C:662:ARG:HH12	1.59	0.68
1:B:60:LYS:HB3	1:B:101:SER:O	1.94	0.68
1:D:60:LYS:HB3	1:D:101:SER:O	1.94	0.68
1:D:543:LYS:HA	1:D:577:ASP:HB2	1.76	0.68
1:A:270:ASN:HB3	1:A:273:GLU:HB2	1.76	0.67
1:B:28:VAL:HG21	1:B:94:VAL:HG21	1.75	0.67
1:C:28:VAL:HG21	1:C:94:VAL:HG21	1.75	0.67
1:D:42:SER:HB2	1:D:44:PRO:HD2	1.75	0.67
1:F:60:LYS:HB3	1:F:101:SER:O	1.94	0.67
1:A:517:TYR:CZ	1:A:644:TYR:HB2	2.28	0.67
1:C:60:LYS:HB3	1:C:101:SER:O	1.94	0.67
1:E:526:LEU:HD11	2:E:900:ADP:H2'	1.77	0.67
1:B:476:TRP:HZ2	1:B:534:GLU:OE1	1.74	0.67
1:C:476:TRP:CE2	1:C:534:GLU:OE1	2.47	0.67
1:D:477:GLU:HB2	1:D:662:ARG:HH12	1.59	0.67
1:F:270:ASN:HB3	1:F:273:GLU:HB2	1.76	0.67
1:C:526:LEU:HD11	2:C:900:ADP:H2'	1.77	0.67
1:B:543:LYS:HA	1:B:577:ASP:HB2	1.76	0.67
1:D:526:LEU:HD11	2:D:900:ADP:H2'	1.77	0.67
1:E:543:LYS:HA	1:E:577:ASP:HB2	1.76	0.67
1:A:476:TRP:CE2	1:A:534:GLU:OE1	2.47	0.67
1:B:270:ASN:HB3	1:B:273:GLU:HB2	1.76	0.67
1:E:42:SER:HB2	1:E:44:PRO:HD2	1.75	0.67
1:F:476:TRP:CE2	1:F:534:GLU:OE1	2.47	0.67
1:B:526:LEU:HD11	2:B:900:ADP:H2'	1.77	0.67
1:F:127:THR:N	1:F:439:ALA:H	1.88	0.67
1:C:476:TRP:HZ2	1:C:534:GLU:OE1	1.74	0.67
1:F:526:LEU:HD11	2:F:900:ADP:H2'	1.77	0.67

Continued on next page...

Continued from previous page...

Atom-1	Atom-2	Interatomic distance (Å)	Clash overlap (Å)
1:F:543:LYS:HA	1:F:577:ASP:HB2	1.76	0.67
1:A:543:LYS:HA	1:A:577:ASP:HB2	1.76	0.66
1:D:24:ASN:O	1:D:25:ARG:HB2	1.95	0.66
1:D:476:TRP:CE2	1:D:534:GLU:OE1	2.47	0.66
1:A:526:LEU:HD11	2:A:900:ADP:H2'	1.77	0.66
1:E:270:ASN:HB3	1:E:273:GLU:HB2	1.76	0.66
1:E:476:TRP:CE2	1:E:534:GLU:OE1	2.47	0.66
1:B:476:TRP:CE2	1:B:534:GLU:OE1	2.47	0.66
1:C:543:LYS:HA	1:C:577:ASP:HB2	1.76	0.66
1:E:24:ASN:O	1:E:25:ARG:HB2	1.95	0.66
1:E:127:THR:N	1:E:439:ALA:H	1.88	0.66
1:F:477:GLU:HB2	1:F:662:ARG:HH12	1.59	0.66
1:D:127:THR:N	1:D:439:ALA:H	1.88	0.66
1:F:26:LEU:CD2	1:F:100:ILE:CG1	2.57	0.66
1:B:754:LYS:HA	1:B:757:MET:HE3	1.76	0.66
1:D:612:SER:O	1:D:613:THR:OG1	2.09	0.66
1:A:465:ARG:HH12	1:F:607:GLU:HG2	1.61	0.66
1:A:477:GLU:HB2	1:A:662:ARG:HH12	1.59	0.66
1:A:510:PRO:HG3	1:A:614:LYS:HE3	1.77	0.66
1:B:477:GLU:HB2	1:B:662:ARG:HH12	1.59	0.66
1:E:255:ALA:HB1	1:E:266:PHE:HE1	1.61	0.66
1:D:255:ALA:HB1	1:D:266:PHE:HE1	1.61	0.65
1:E:140:LEU:HG	1:E:141:GLU:OE1	1.97	0.65
1:B:459:SER:O	1:B:460:ASN:CG	2.35	0.65
1:B:607:GLU:HG2	1:C:465:ARG:HH12	1.61	0.65
1:C:210:ARG:CG	1:C:212:GLN:HG2	2.27	0.65
1:C:754:LYS:HA	1:C:757:MET:HE3	1.77	0.65
1:D:140:LEU:HG	1:D:141:GLU:OE1	1.96	0.65
1:F:510:PRO:HG3	1:F:614:LYS:HE3	1.77	0.65
1:C:24:ASN:O	1:C:25:ARG:HB2	1.95	0.65
1:F:459:SER:O	1:F:460:ASN:CG	2.35	0.65
1:C:510:PRO:HG3	1:C:614:LYS:HE3	1.77	0.65
1:D:236:LYS:HZ1	1:D:239:ARG:HG3	1.62	0.65
1:D:459:SER:O	1:D:460:ASN:CG	2.35	0.65
1:A:140:LEU:HG	1:A:141:GLU:OE1	1.96	0.65
1:B:127:THR:CG2	1:B:438:ASP:CG	2.65	0.65
1:B:210:ARG:CG	1:B:212:GLN:HG2	2.27	0.65
1:D:560:ARG:CG	1:D:607:GLU:OE2	2.45	0.65
1:E:477:GLU:HB2	1:E:662:ARG:HH12	1.59	0.65
1:E:560:ARG:CG	1:E:607:GLU:OE2	2.45	0.65
1:C:127:THR:CG2	1:C:438:ASP:CG	2.65	0.65

Continued on next page...

Continued from previous page...

Atom-1	Atom-2	Interatomic distance (Å)	Clash overlap (Å)
1:C:140:LEU:HG	1:C:141:GLU:OE1	1.97	0.65
1:D:270:ASN:HB3	1:D:273:GLU:HB2	1.76	0.65
1:E:127:THR:CG2	1:E:438:ASP:CG	2.65	0.65
1:F:24:ASN:O	1:F:25:ARG:HB2	1.95	0.65
1:A:612:SER:O	1:A:613:THR:OG1	2.09	0.65
1:C:270:ASN:HB3	1:C:273:GLU:HB2	1.76	0.65
1:C:406:HIS:CE1	1:C:459:SER:HB3	2.29	0.65
1:D:127:THR:CG2	1:D:438:ASP:CG	2.65	0.65
1:E:607:GLU:HG2	1:F:465:ARG:HH12	1.61	0.65
1:F:140:LEU:HG	1:F:141:GLU:OE1	1.97	0.65
1:F:560:ARG:CG	1:F:607:GLU:OE2	2.45	0.65
1:A:127:THR:CG2	1:A:438:ASP:CG	2.65	0.65
1:A:560:ARG:CG	1:A:607:GLU:OE2	2.45	0.65
1:E:510:PRO:HG3	1:E:614:LYS:HE3	1.77	0.65
1:A:607:GLU:HG2	1:B:465:ARG:HH12	1.61	0.65
1:C:459:SER:O	1:C:460:ASN:CG	2.35	0.65
1:E:210:ARG:CG	1:E:212:GLN:HG2	2.27	0.65
1:F:127:THR:CG2	1:F:438:ASP:CG	2.65	0.65
1:F:255:ALA:HB1	1:F:266:PHE:HE1	1.61	0.65
1:B:140:LEU:HG	1:B:141:GLU:OE1	1.96	0.64
1:C:255:ALA:HB1	1:C:266:PHE:HE1	1.61	0.64
1:F:210:ARG:CG	1:F:212:GLN:HG2	2.27	0.64
1:A:24:ASN:O	1:A:25:ARG:HB2	1.95	0.64
1:B:510:PRO:HG3	1:B:614:LYS:HE3	1.77	0.64
1:D:510:PRO:HG3	1:D:614:LYS:HE3	1.77	0.64
1:E:459:SER:O	1:E:460:ASN:CG	2.35	0.64
1:A:459:SER:O	1:A:460:ASN:CG	2.35	0.64
1:D:312:LYS:HD2	1:D:316:THR:CB	2.28	0.64
1:E:312:LYS:HD2	1:E:316:THR:CB	2.28	0.64
1:B:24:ASN:O	1:B:25:ARG:HB2	1.95	0.64
1:A:505:LYS:NZ	1:B:730:GLU:OE2	2.29	0.64
1:A:754:LYS:HA	1:A:757:MET:HE3	1.79	0.64
1:B:269:ILE:CG2	1:B:274:ILE:HD13	2.28	0.64
1:B:560:ARG:CG	1:B:607:GLU:OE2	2.45	0.64
1:E:754:LYS:HA	1:E:757:MET:HE3	1.80	0.64
1:B:269:ILE:HD11	1:B:290:PHE:HE1	1.63	0.64
1:D:269:ILE:HD11	1:D:290:PHE:HE1	1.63	0.64
1:E:269:ILE:HD11	1:E:290:PHE:HE1	1.63	0.64
1:E:269:ILE:CG2	1:E:274:ILE:HD13	2.28	0.64
1:F:312:LYS:HD2	1:F:316:THR:CB	2.28	0.64
1:A:269:ILE:HD11	1:A:290:PHE:HE1	1.63	0.64

Continued on next page...

Continued from previous page...

Atom-1	Atom-2	Interatomic distance (Å)	Clash overlap (Å)
1:B:255:ALA:HB1	1:B:266:PHE:HE1	1.61	0.64
1:C:269:ILE:HD11	1:C:290:PHE:HE1	1.63	0.64
1:C:560:ARG:CG	1:C:607:GLU:OE2	2.45	0.64
1:F:269:ILE:CG2	1:F:274:ILE:HD13	2.28	0.64
1:F:269:ILE:HD11	1:F:290:PHE:HE1	1.63	0.63
1:C:312:LYS:HD2	1:C:316:THR:CB	2.28	0.63
1:D:210:ARG:CG	1:D:212:GLN:HG2	2.27	0.63
1:A:255:ALA:HB1	1:A:266:PHE:HE1	1.61	0.63
1:B:312:LYS:HD2	1:B:316:THR:CB	2.28	0.63
1:B:505:LYS:NZ	1:C:730:GLU:OE2	2.30	0.63
1:D:269:ILE:CG2	1:D:274:ILE:HD13	2.28	0.63
1:A:210:ARG:CG	1:A:212:GLN:HG2	2.27	0.63
1:A:269:ILE:CG2	1:A:274:ILE:HD13	2.28	0.63
1:B:403:THR:HG22	1:B:406:HIS:HB2	1.80	0.63
1:C:607:GLU:HG2	1:D:465:ARG:HH12	1.61	0.63
1:C:269:ILE:CG2	1:C:274:ILE:HD13	2.28	0.63
1:D:406:HIS:CE1	1:D:459:SER:HB3	2.29	0.63
1:D:607:GLU:HG2	1:E:465:ARG:HH12	1.62	0.63
1:D:754:LYS:HA	1:D:757:MET:HE3	1.79	0.63
1:A:403:THR:HG22	1:A:406:HIS:HB2	1.80	0.63
1:C:403:THR:HG22	1:C:406:HIS:HB2	1.80	0.63
1:A:406:HIS:CE1	1:A:459:SER:CB	2.79	0.63
1:B:269:ILE:CD1	1:B:290:PHE:HE1	2.12	0.63
1:E:269:ILE:CD1	1:E:290:PHE:HE1	2.12	0.63
1:A:269:ILE:CD1	1:A:290:PHE:HE1	2.12	0.62
1:A:120:ASP:CG	1:A:121:ASP:N	2.53	0.62
1:A:312:LYS:HD2	1:A:316:THR:CB	2.28	0.62
1:A:312:LYS:HD2	1:A:316:THR:OG1	2.00	0.62
1:B:312:LYS:HD2	1:B:316:THR:OG1	2.00	0.62
1:F:269:ILE:CD1	1:F:290:PHE:HE1	2.12	0.62
1:F:612:SER:HG	1:F:615:LYS:HD3	1.64	0.62
1:B:754:LYS:HD3	1:B:757:MET:HE1	1.82	0.62
1:C:312:LYS:HD2	1:C:316:THR:OG1	1.99	0.62
1:E:406:HIS:CE1	1:E:459:SER:HB3	2.29	0.62
1:A:612:SER:HG	1:A:615:LYS:HD3	1.64	0.62
1:C:119:ILE:HD11	1:C:191:ARG:HD3	0.74	0.62
1:D:403:THR:HG22	1:D:406:HIS:HB2	1.80	0.62
1:F:406:HIS:CE1	1:F:459:SER:HB3	2.29	0.62
1:C:269:ILE:CD1	1:C:290:PHE:HE1	2.12	0.62
1:C:505:LYS:NZ	1:D:730:GLU:OE2	2.30	0.62
1:E:312:LYS:HD2	1:E:316:THR:OG1	2.00	0.62

Continued on next page...

Continued from previous page...

Atom-1	Atom-2	Interatomic distance (Å)	Clash overlap (Å)
1:F:312:LYS:HD2	1:F:316:THR:OG1	1.99	0.62
1:F:120:ASP:CG	1:F:121:ASP:N	2.53	0.62
1:A:25:ARG:HG3	1:A:25:ARG:O	2.00	0.62
1:A:406:HIS:CE1	1:A:459:SER:HB3	2.29	0.62
1:C:25:ARG:O	1:C:25:ARG:HG3	2.00	0.62
1:D:269:ILE:CD1	1:D:290:PHE:HE1	2.12	0.62
1:A:268:LEU:HD12	1:A:268:LEU:N	2.14	0.61
1:B:120:ASP:CG	1:B:121:ASP:N	2.53	0.61
1:B:519:PRO:HG2	1:B:522:CYS:SG	2.40	0.61
1:B:560:ARG:HG2	1:B:607:GLU:OE2	2.00	0.61
1:D:312:LYS:HD2	1:D:316:THR:OG1	2.00	0.61
1:B:53:ARG:HD2	1:B:72:LEU:HA	1.83	0.61
1:C:519:PRO:HG2	1:C:522:CYS:SG	2.40	0.61
1:D:365:ARG:NH1	1:E:458:GLN:O	2.32	0.61
1:E:505:LYS:NZ	1:F:730:GLU:OE2	2.29	0.61
1:F:403:THR:HG22	1:F:406:HIS:HB2	1.80	0.61
1:A:560:ARG:HG2	1:A:607:GLU:OE2	2.00	0.61
1:B:219:MET:SD	1:B:365:ARG:HG2	2.41	0.61
1:D:505:LYS:NZ	1:E:730:GLU:OE2	2.29	0.61
1:F:25:ARG:HG3	1:F:25:ARG:O	2.00	0.61
1:F:86:ARG:NH1	1:F:204:ASP:OD1	2.33	0.61
1:C:86:ARG:NH1	1:C:204:ASP:OD1	2.33	0.61
1:D:86:ARG:NH1	1:D:204:ASP:OD1	2.33	0.61
1:E:120:ASP:CG	1:E:121:ASP:N	2.53	0.61
1:E:86:ARG:NH1	1:E:204:ASP:OD1	2.34	0.61
1:E:560:ARG:HG2	1:E:607:GLU:OE2	2.00	0.61
1:F:268:LEU:HD12	1:F:268:LEU:N	2.14	0.61
1:F:754:LYS:HA	1:F:757:MET:HE3	1.83	0.61
1:A:219:MET:SD	1:A:365:ARG:HG2	2.41	0.61
1:B:86:ARG:NH1	1:B:204:ASP:OD1	2.33	0.61
1:C:560:ARG:HG2	1:C:607:GLU:OE2	2.00	0.61
1:C:754:LYS:HD3	1:C:757:MET:HE1	1.82	0.61
1:D:119:ILE:HD11	1:D:191:ARG:HD3	0.74	0.61
1:D:496:PRO:HB3	1:D:510:PRO:HG3	1.83	0.61
1:D:560:ARG:HG2	1:D:607:GLU:OE2	2.00	0.61
1:F:560:ARG:HG2	1:F:607:GLU:OE2	2.00	0.61
1:B:647:LEU:HD11	1:B:752:ILE:CD1	2.29	0.61
1:C:26:LEU:CD2	1:C:102:ILE:CG1	2.59	0.61
1:E:403:THR:HG22	1:E:406:HIS:HB2	1.80	0.61
1:A:365:ARG:NH1	1:B:458:GLN:O	2.31	0.61
1:A:496:PRO:HB3	1:A:510:PRO:HG3	1.83	0.61

Continued on next page...

Continued from previous page...

Atom-1	Atom-2	Interatomic distance (Å)	Clash overlap (Å)
1:A:575:PHE:HE2	1:A:577:ASP:OD1	1.84	0.61
1:A:730:GLU:OE2	1:F:505:LYS:NZ	2.32	0.61
1:C:219:MET:SD	1:C:365:ARG:HG2	2.41	0.61
1:C:236:LYS:HZ1	1:C:239:ARG:HG3	1.65	0.61
1:D:25:ARG:HG3	1:D:25:ARG:O	2.00	0.61
1:F:496:PRO:HB3	1:F:510:PRO:HG3	1.83	0.61
1:F:575:PHE:HE2	1:F:577:ASP:OD1	1.84	0.61
1:B:119:ILE:HD11	1:B:191:ARG:CG	2.31	0.61
1:E:496:PRO:HB3	1:E:510:PRO:HG3	1.83	0.61
1:E:605:LEU:HD22	1:E:638:ARG:HE	1.66	0.61
1:B:406:HIS:CE1	1:B:459:SER:CB	2.79	0.60
1:C:365:ARG:NH1	1:D:458:GLN:O	2.33	0.60
1:D:85:ASN:HD21	1:D:87:VAL:HG22	1.66	0.60
1:E:519:PRO:HG2	1:E:522:CYS:SG	2.40	0.60
1:F:53:ARG:HD2	1:F:72:LEU:HA	1.82	0.60
1:F:519:PRO:HG2	1:F:522:CYS:SG	2.40	0.60
1:A:571:PRO:HA	1:A:616:ASN:O	2.02	0.60
1:C:53:ARG:HD2	1:C:72:LEU:HA	1.82	0.60
1:D:406:HIS:CE1	1:D:459:SER:CB	2.79	0.60
1:E:365:ARG:NH1	1:F:458:GLN:O	2.32	0.60
1:A:119:ILE:HD11	1:A:191:ARG:CG	2.31	0.60
1:A:519:PRO:HG2	1:A:522:CYS:SG	2.40	0.60
1:B:25:ARG:HG3	1:B:25:ARG:O	2.00	0.60
1:C:475:THR:HG22	1:C:533:ASN:HD21	1.66	0.60
1:D:120:ASP:CG	1:D:121:ASP:N	2.53	0.60
1:B:310:ALA:N	1:B:311:PRO:HD3	2.17	0.60
1:B:406:HIS:CE1	1:B:459:SER:HB3	2.29	0.60
1:C:496:PRO:HB3	1:C:510:PRO:HG3	1.83	0.60
1:D:605:LEU:HD22	1:D:638:ARG:HE	1.66	0.60
1:F:571:PRO:HA	1:F:616:ASN:O	2.02	0.60
1:B:365:ARG:NH1	1:C:458:GLN:O	2.32	0.60
1:B:496:PRO:HB3	1:B:510:PRO:HG3	1.83	0.60
1:C:406:HIS:CE1	1:C:459:SER:CB	2.79	0.60
1:E:219:MET:SD	1:E:365:ARG:HG2	2.41	0.60
1:A:310:ALA:N	1:A:311:PRO:HD3	2.17	0.60
1:B:571:PRO:HA	1:B:616:ASN:O	2.02	0.60
1:B:575:PHE:HE2	1:B:577:ASP:OD1	1.84	0.60
1:D:519:PRO:HG2	1:D:522:CYS:SG	2.40	0.60
1:E:85:ASN:HD21	1:E:87:VAL:HG22	1.66	0.60
1:D:469:VAL:HG22	1:D:540:ILE:HG12	1.83	0.60
1:E:53:ARG:HD2	1:E:72:LEU:HA	1.82	0.60

Continued on next page...

Continued from previous page...

Atom-1	Atom-2	Interatomic distance (Å)	Clash overlap (Å)
1:A:53:ARG:HD2	1:A:72:LEU:HA	1.82	0.60
1:A:86:ARG:NH1	1:A:204:ASP:OD1	2.33	0.60
1:A:475:THR:HG22	1:A:533:ASN:HD21	1.66	0.60
1:C:119:ILE:HD11	1:C:191:ARG:CG	2.31	0.60
1:D:219:MET:SD	1:D:365:ARG:HG2	2.41	0.60
1:E:25:ARG:HG3	1:E:25:ARG:O	2.00	0.60
1:F:605:LEU:HD22	1:F:638:ARG:HE	1.66	0.60
1:A:130:LEU:HD12	1:A:131:PHE:HD1	1.61	0.60
1:C:85:ASN:HD21	1:C:87:VAL:HG22	1.66	0.60
1:C:130:LEU:HD12	1:C:131:PHE:HD1	1.61	0.60
1:E:571:PRO:HA	1:E:616:ASN:O	2.02	0.60
1:E:575:PHE:HE2	1:E:577:ASP:OD1	1.84	0.60
1:C:571:PRO:HA	1:C:616:ASN:O	2.02	0.60
1:C:605:LEU:HD22	1:C:638:ARG:HE	1.66	0.60
1:D:571:PRO:HA	1:D:616:ASN:O	2.02	0.60
1:E:26:LEU:CD2	1:E:102:ILE:CG1	2.59	0.60
1:F:219:MET:SD	1:F:365:ARG:HG2	2.41	0.60
1:B:270:ASN:OD1	1:B:272:PRO:HD2	2.02	0.59
1:B:475:THR:HG22	1:B:533:ASN:HD21	1.66	0.59
1:C:310:ALA:N	1:C:311:PRO:HD3	2.17	0.59
1:E:469:VAL:HG22	1:E:540:ILE:HG12	1.83	0.59
1:B:647:LEU:CD1	1:B:752:ILE:CD1	2.80	0.59
1:E:119:ILE:HD11	1:E:191:ARG:HD3	0.74	0.59
1:F:85:ASN:HD21	1:F:87:VAL:HG22	1.66	0.59
1:F:475:THR:HG22	1:F:533:ASN:HD21	1.66	0.59
1:F:571:PRO:HB3	1:F:616:ASN:ND2	2.18	0.59
1:B:130:LEU:HD12	1:B:131:PHE:HD1	1.61	0.59
1:C:647:LEU:CD1	1:C:752:ILE:CD1	2.80	0.59
1:D:53:ARG:HD2	1:D:72:LEU:HA	1.83	0.59
1:D:575:PHE:HE2	1:D:577:ASP:OD1	1.84	0.59
1:F:119:ILE:HD11	1:F:191:ARG:CG	2.31	0.59
1:F:310:ALA:N	1:F:311:PRO:HD3	2.17	0.59
1:F:754:LYS:HD3	1:F:757:MET:HE3	1.84	0.59
1:A:469:VAL:HG22	1:A:540:ILE:HG12	1.83	0.59
1:E:647:LEU:CD1	1:E:752:ILE:CD1	2.80	0.59
1:A:270:ASN:OD1	1:A:272:PRO:HD2	2.02	0.59
1:B:85:ASN:HD21	1:B:87:VAL:HG22	1.66	0.59
1:B:605:LEU:HD22	1:B:638:ARG:HE	1.66	0.59
1:E:475:THR:HG22	1:E:533:ASN:HD21	1.67	0.59
1:F:469:VAL:HG22	1:F:540:ILE:HG12	1.83	0.59
1:A:647:LEU:CD1	1:A:752:ILE:CD1	2.80	0.59

Continued on next page...

Continued from previous page...

Atom-1	Atom-2	Interatomic distance (Å)	Clash overlap (Å)
1:C:191:ARG:NH2	1:C:192:GLU:OE2	2.36	0.59
1:C:575:PHE:HE2	1:C:577:ASP:OD1	1.84	0.59
1:F:21:ASN:OD1	1:F:23:PRO:HG3	2.03	0.59
1:F:191:ARG:NH2	1:F:192:GLU:OE2	2.36	0.59
1:F:647:LEU:CD1	1:F:752:ILE:CD1	2.80	0.59
1:A:85:ASN:HD21	1:A:87:VAL:HG22	1.66	0.59
1:A:458:GLN:O	1:F:365:ARG:NH1	2.35	0.59
1:A:605:LEU:HD22	1:A:638:ARG:HE	1.66	0.59
1:C:120:ASP:CG	1:C:121:ASP:N	2.53	0.59
1:C:270:ASN:OD1	1:C:272:PRO:HD2	2.02	0.59
1:F:26:LEU:HD21	1:F:100:ILE:HG13	1.80	0.59
1:B:21:ASN:OD1	1:B:23:PRO:HG3	2.03	0.59
1:D:310:ALA:N	1:D:311:PRO:HD3	2.17	0.59
1:E:191:ARG:NH2	1:E:192:GLU:OE2	2.36	0.59
1:E:647:LEU:HD11	1:E:752:ILE:CD1	2.29	0.59
1:A:191:ARG:NH2	1:A:192:GLU:OE2	2.36	0.59
1:A:571:PRO:HB3	1:A:616:ASN:ND2	2.18	0.59
1:B:191:ARG:NH2	1:B:192:GLU:OE2	2.36	0.59
1:C:21:ASN:OD1	1:C:23:PRO:HG3	2.03	0.59
1:C:612:SER:HG	1:C:615:LYS:HD3	1.67	0.59
1:E:21:ASN:OD1	1:E:23:PRO:HG3	2.03	0.59
1:C:469:VAL:HG22	1:C:540:ILE:HG12	1.83	0.59
1:E:310:ALA:N	1:E:311:PRO:HD3	2.17	0.59
1:E:571:PRO:HB3	1:E:616:ASN:ND2	2.18	0.59
1:B:236:LYS:HZ1	1:B:239:ARG:HG3	1.68	0.58
1:D:21:ASN:OD1	1:D:23:PRO:HG3	2.03	0.58
1:D:647:LEU:CD1	1:D:752:ILE:CD1	2.80	0.58
1:F:210:ARG:O	1:F:211:LYS:HB2	2.04	0.58
1:A:753:ARG:O	1:A:757:MET:N	2.30	0.58
1:B:310:ALA:N	1:B:311:PRO:CD	2.66	0.58
1:A:21:ASN:OD1	1:A:23:PRO:HG3	2.03	0.58
1:A:210:ARG:O	1:A:211:LYS:HB2	2.04	0.58
1:A:310:ALA:N	1:A:311:PRO:CD	2.66	0.58
1:C:571:PRO:HB3	1:C:616:ASN:ND2	2.18	0.58
1:E:612:SER:OG	1:E:615:LYS:HD3	2.04	0.58
1:A:233:ILE:HD11	1:B:158:MET:SD	2.43	0.58
1:B:571:PRO:HB3	1:B:616:ASN:ND2	2.18	0.58
1:F:406:HIS:CE1	1:F:459:SER:CB	2.79	0.58
1:D:119:ILE:HD11	1:D:191:ARG:CG	2.31	0.58
1:D:475:THR:HG22	1:D:533:ASN:HD21	1.67	0.58
1:D:571:PRO:HB3	1:D:616:ASN:ND2	2.18	0.58

Continued on next page...

Continued from previous page...

Atom-1	Atom-2	Interatomic distance (Å)	Clash overlap (Å)
1:E:270:ASN:OD1	1:E:272:PRO:HD2	2.02	0.58
1:F:255:ALA:HB2	1:F:302:PHE:CD1	2.39	0.58
1:A:510:PRO:CG	1:A:614:LYS:HE3	2.34	0.58
1:B:60:LYS:O	1:B:100:ILE:CG2	2.52	0.58
1:B:119:ILE:HD11	1:B:191:ARG:HD3	0.74	0.58
1:B:210:ARG:O	1:B:211:LYS:HB2	2.04	0.58
1:D:191:ARG:NH2	1:D:192:GLU:OE2	2.36	0.58
1:E:60:LYS:O	1:E:100:ILE:CG2	2.52	0.58
1:F:60:LYS:O	1:F:100:ILE:CG2	2.52	0.58
1:D:270:ASN:OD1	1:D:272:PRO:HD2	2.02	0.58
1:B:469:VAL:HG22	1:B:540:ILE:HG12	1.83	0.58
1:B:510:PRO:CG	1:B:614:LYS:HE3	2.34	0.58
1:B:612:SER:HG	1:B:615:LYS:HD3	1.67	0.58
1:E:210:ARG:O	1:E:211:LYS:HB2	2.04	0.58
1:E:406:HIS:CE1	1:E:459:SER:CB	2.79	0.58
1:F:612:SER:OG	1:F:615:LYS:HD3	2.04	0.58
1:A:255:ALA:HB2	1:A:302:PHE:CD1	2.39	0.58
1:C:26:LEU:HD21	1:C:100:ILE:HG13	1.80	0.58
1:C:310:ALA:N	1:C:311:PRO:CD	2.66	0.58
1:D:26:LEU:HD21	1:D:100:ILE:HG13	1.80	0.58
1:D:210:ARG:O	1:D:211:LYS:HB2	2.04	0.58
1:D:255:ALA:HB2	1:D:302:PHE:CD1	2.39	0.58
1:E:255:ALA:HB2	1:E:302:PHE:CD1	2.39	0.58
1:F:310:ALA:N	1:F:311:PRO:CD	2.66	0.58
1:A:754:LYS:HD3	1:A:757:MET:HE1	1.85	0.58
1:D:754:LYS:HD3	1:D:757:MET:HE1	1.85	0.57
1:F:270:ASN:OD1	1:F:272:PRO:HD2	2.02	0.57
1:F:510:PRO:CG	1:F:614:LYS:HE3	2.34	0.57
1:D:612:SER:HG	1:D:615:LYS:HD3	1.69	0.57
1:A:333:ASP:HB2	1:A:362:ARG:HE	1.70	0.57
1:A:647:LEU:HD11	1:A:752:ILE:CD1	2.29	0.57
1:B:255:ALA:HB2	1:B:302:PHE:CD1	2.39	0.57
1:C:60:LYS:O	1:C:100:ILE:CG2	2.52	0.57
1:D:60:LYS:O	1:D:100:ILE:CG2	2.52	0.57
1:E:26:LEU:HD21	1:E:100:ILE:HG13	1.80	0.57
1:F:333:ASP:HB2	1:F:362:ARG:HE	1.70	0.57
1:F:477:GLU:OE1	1:F:477:GLU:N	2.37	0.57
1:A:543:LYS:HG2	1:A:577:ASP:OD2	2.05	0.57
1:C:255:ALA:HB2	1:C:302:PHE:CD1	2.39	0.57
1:D:543:LYS:HG2	1:D:577:ASP:OD2	2.05	0.57
1:D:647:LEU:HD11	1:D:752:ILE:CD1	2.29	0.57

Continued on next page...

Continued from previous page...

Atom-1	Atom-2	Interatomic distance (Å)	Clash overlap (Å)
1:D:753:ARG:O	1:D:757:MET:N	2.30	0.57
1:B:333:ASP:HB2	1:B:362:ARG:HE	1.70	0.57
1:B:612:SER:OG	1:B:615:LYS:HD3	2.04	0.57
1:C:290:PHE:O	1:C:294:GLU:HG2	2.05	0.57
1:C:510:PRO:CG	1:C:614:LYS:HE3	2.34	0.57
1:D:333:ASP:HB2	1:D:362:ARG:HE	1.70	0.57
1:D:612:SER:OG	1:D:615:LYS:HD3	2.04	0.57
1:E:333:ASP:HB2	1:E:362:ARG:HE	1.70	0.57
1:F:130:LEU:HD12	1:F:131:PHE:HD1	1.61	0.57
1:A:60:LYS:O	1:A:100:ILE:CG2	2.52	0.57
1:C:333:ASP:HB2	1:C:362:ARG:HE	1.70	0.57
1:C:543:LYS:HG2	1:C:577:ASP:OD2	2.05	0.57
1:D:126:ILE:HA	1:D:439:ALA:HB2	0.71	0.57
1:D:336:LYS:O	1:D:337:GLN:HG2	2.05	0.57
1:D:670:VAL:HG23	1:D:733:ARG:HD2	1.87	0.57
1:E:119:ILE:HD11	1:E:191:ARG:CG	2.31	0.57
1:E:477:GLU:N	1:E:477:GLU:OE1	2.37	0.57
1:E:754:LYS:HD3	1:E:757:MET:HE1	1.86	0.57
1:B:475:THR:HG22	1:B:533:ASN:ND2	2.20	0.57
1:C:210:ARG:O	1:C:211:LYS:HB2	2.04	0.57
1:C:336:LYS:O	1:C:337:GLN:HG2	2.05	0.57
1:D:310:ALA:N	1:D:311:PRO:CD	2.66	0.57
1:E:242:LEU:HD11	1:E:353:ILE:HD11	1.87	0.57
1:E:510:PRO:CG	1:E:614:LYS:HE3	2.34	0.57
1:A:612:SER:OG	1:A:615:LYS:HD3	2.04	0.57
1:C:670:VAL:HG23	1:C:733:ARG:HD2	1.87	0.57
1:E:290:PHE:O	1:E:294:GLU:HG2	2.05	0.57
1:E:310:ALA:N	1:E:311:PRO:CD	2.66	0.57
1:A:475:THR:HG22	1:A:533:ASN:ND2	2.20	0.57
1:D:242:LEU:HD11	1:D:353:ILE:HD11	1.87	0.57
1:D:290:PHE:O	1:D:294:GLU:HG2	2.05	0.57
1:D:510:PRO:CG	1:D:614:LYS:HE3	2.34	0.57
1:E:543:LYS:HG2	1:E:577:ASP:OD2	2.05	0.57
1:A:51:LEU:HD11	1:A:104:PRO:HB3	1.87	0.56
1:A:123:VAL:HG13	1:A:124:GLU:CG	2.35	0.56
1:A:123:VAL:HG13	1:A:124:GLU:HG3	1.87	0.56
1:C:266:PHE:HE2	1:C:268:LEU:HG	1.70	0.56
1:E:336:LYS:O	1:E:337:GLN:HG2	2.05	0.56
1:E:487:ARG:O	1:E:491:GLU:HG2	2.05	0.56
1:F:123:VAL:HG13	1:F:124:GLU:CG	2.35	0.56
1:F:242:LEU:HD11	1:F:353:ILE:HD11	1.87	0.56

Continued on next page...

Continued from previous page...

Atom-1	Atom-2	Interatomic distance (Å)	Clash overlap (Å)
1:A:25:ARG:HE	1:A:45:LYS:HE2	1.71	0.56
1:A:266:PHE:HE2	1:A:268:LEU:HG	1.70	0.56
1:A:290:PHE:O	1:A:294:GLU:HG2	2.05	0.56
1:C:242:LEU:HD11	1:C:353:ILE:HD11	1.87	0.56
1:E:25:ARG:HE	1:E:45:LYS:HE2	1.71	0.56
1:F:51:LEU:HD11	1:F:104:PRO:HB3	1.87	0.56
1:F:487:ARG:O	1:F:491:GLU:HG2	2.06	0.56
1:A:119:ILE:HD11	1:A:191:ARG:HD3	0.74	0.56
1:A:125:GLY:HA3	1:A:159:ARG:CZ	2.35	0.56
1:A:487:ARG:O	1:A:491:GLU:HG2	2.05	0.56
1:B:336:LYS:O	1:B:337:GLN:HG2	2.05	0.56
1:B:670:VAL:HG23	1:B:733:ARG:HD2	1.87	0.56
1:C:123:VAL:HG13	1:C:124:GLU:HG3	1.87	0.56
1:C:125:GLY:HA3	1:C:159:ARG:CZ	2.35	0.56
1:C:475:THR:HG22	1:C:533:ASN:ND2	2.20	0.56
1:C:570:ALA:HB1	1:C:616:ASN:CB	2.36	0.56
1:C:753:ARG:O	1:C:757:MET:N	2.30	0.56
1:D:123:VAL:HG13	1:D:124:GLU:CG	2.35	0.56
1:D:266:PHE:CE2	1:D:268:LEU:HG	2.41	0.56
1:E:266:PHE:CE2	1:E:268:LEU:HG	2.41	0.56
1:E:670:VAL:HG23	1:E:733:ARG:HD2	1.87	0.56
1:F:25:ARG:HE	1:F:45:LYS:HE2	1.71	0.56
1:F:26:LEU:CD2	1:F:102:ILE:CG1	2.59	0.56
1:F:236:LYS:HZ1	1:F:239:ARG:HG3	1.69	0.56
1:F:475:THR:HG22	1:F:533:ASN:ND2	2.20	0.56
1:A:336:LYS:O	1:A:337:GLN:HG2	2.05	0.56
1:B:123:VAL:HG13	1:B:124:GLU:HG3	1.88	0.56
1:B:125:GLY:HA3	1:B:159:ARG:CZ	2.35	0.56
1:B:290:PHE:O	1:B:294:GLU:HG2	2.05	0.56
1:B:570:ALA:HB1	1:B:616:ASN:CB	2.36	0.56
1:F:123:VAL:HG13	1:F:124:GLU:HG3	1.87	0.56
1:F:125:GLY:HA3	1:F:159:ARG:CZ	2.35	0.56
1:F:284:SER:HA	1:F:287:ARG:NH2	2.21	0.56
1:F:543:LYS:HG2	1:F:577:ASP:OD2	2.05	0.56
1:A:119:ILE:HG22	1:A:162:GLU:O	2.06	0.56
1:A:126:ILE:HA	1:A:439:ALA:HB2	0.71	0.56
1:B:25:ARG:HE	1:B:45:LYS:HE2	1.71	0.56
1:B:266:PHE:CE2	1:B:268:LEU:HG	2.41	0.56
1:C:123:VAL:HG13	1:C:124:GLU:CG	2.35	0.56
1:D:25:ARG:HE	1:D:45:LYS:HE2	1.71	0.56
1:D:475:THR:HG22	1:D:533:ASN:ND2	2.20	0.56

Continued on next page...

Continued from previous page...

Atom-1	Atom-2	Interatomic distance (Å)	Clash overlap (Å)
1:E:284:SER:HA	1:E:287:ARG:NH2	2.21	0.56
1:F:290:PHE:O	1:F:294:GLU:HG2	2.05	0.56
1:F:570:ALA:HB1	1:F:616:ASN:CB	2.36	0.56
1:A:266:PHE:CE2	1:A:268:LEU:HG	2.41	0.56
1:A:570:ALA:HB1	1:A:616:ASN:CB	2.36	0.56
1:B:119:ILE:HG22	1:B:162:GLU:O	2.06	0.56
1:D:284:SER:HA	1:D:287:ARG:NH2	2.21	0.56
1:D:477:GLU:OE1	1:D:477:GLU:N	2.37	0.56
1:D:560:ARG:HA	1:D:607:GLU:CD	2.26	0.56
1:E:560:ARG:HA	1:E:607:GLU:CD	2.26	0.56
1:F:119:ILE:HG22	1:F:162:GLU:O	2.06	0.56
1:F:126:ILE:HA	1:F:439:ALA:HB2	0.71	0.56
1:F:266:PHE:HE2	1:F:268:LEU:HG	1.70	0.56
1:B:26:LEU:HD21	1:B:100:ILE:HG13	1.80	0.56
1:B:487:ARG:O	1:B:491:GLU:HG2	2.05	0.56
1:B:543:LYS:HG2	1:B:577:ASP:OD2	2.05	0.56
1:C:25:ARG:HE	1:C:45:LYS:HE2	1.71	0.56
1:C:653:ARG:NH2	1:C:680:ASN:O	2.37	0.56
1:D:266:PHE:HE2	1:D:268:LEU:HG	1.70	0.56
1:E:570:ALA:HB1	1:E:616:ASN:CB	2.36	0.56
1:F:670:VAL:HG23	1:F:733:ARG:HD2	1.87	0.56
1:B:242:LEU:HD11	1:B:353:ILE:HD11	1.87	0.56
1:C:126:ILE:HG23	1:C:134:TYR:CE2	2.41	0.56
1:C:462:SER:O	1:C:463:ALA:HB3	2.06	0.56
1:D:570:ALA:HB1	1:D:616:ASN:CB	2.36	0.56
1:E:125:GLY:HA3	1:E:159:ARG:CZ	2.35	0.56
1:E:236:LYS:HZ1	1:E:239:ARG:HG3	1.71	0.56
1:F:336:LYS:O	1:F:337:GLN:HG2	2.05	0.56
1:C:612:SER:OG	1:C:615:LYS:HD3	2.04	0.56
1:D:233:ILE:HD11	1:E:158:MET:SD	2.46	0.56
1:D:487:ARG:O	1:D:491:GLU:HG2	2.05	0.56
1:E:612:SER:HG	1:E:615:LYS:HD3	1.70	0.56
1:A:236:LYS:HZ1	1:A:239:ARG:HG3	1.71	0.55
1:B:123:VAL:HG13	1:B:124:GLU:CG	2.35	0.55
1:B:653:ARG:NH2	1:B:680:ASN:O	2.37	0.55
1:C:51:LEU:HD11	1:C:104:PRO:HB3	1.87	0.55
1:C:487:ARG:O	1:C:491:GLU:HG2	2.05	0.55
1:D:125:GLY:HA3	1:D:159:ARG:CZ	2.35	0.55
1:D:677:LYS:HE2	1:D:678:MET:HE3	1.88	0.55
1:E:126:ILE:CA	1:E:439:ALA:CB	2.51	0.55
1:E:475:THR:HG22	1:E:533:ASN:ND2	2.20	0.55

Continued on next page...

Continued from previous page...

Atom-1	Atom-2	Interatomic distance (Å)	Clash overlap (Å)
1:A:284:SER:HA	1:A:287:ARG:NH2	2.21	0.55
1:A:670:VAL:HG23	1:A:733:ARG:HD2	1.87	0.55
1:B:51:LEU:HD11	1:B:104:PRO:HB3	1.87	0.55
1:C:123:VAL:HG22	1:C:124:GLU:N	2.22	0.55
1:C:284:SER:HA	1:C:287:ARG:NH2	2.21	0.55
1:D:119:ILE:HG22	1:D:162:GLU:O	2.06	0.55
1:D:126:ILE:HG23	1:D:134:TYR:CE2	2.41	0.55
1:E:123:VAL:HG13	1:E:124:GLU:CG	2.35	0.55
1:E:754:LYS:HD3	1:E:757:MET:HE3	1.88	0.55
1:F:266:PHE:CE2	1:F:268:LEU:HG	2.41	0.55
1:F:677:LYS:HE2	1:F:678:MET:HE3	1.89	0.55
1:A:242:LEU:HD11	1:A:353:ILE:HD11	1.87	0.55
1:E:123:VAL:HG13	1:E:124:GLU:HG3	1.87	0.55
1:E:126:ILE:HA	1:E:439:ALA:HB2	0.71	0.55
1:E:266:PHE:HE2	1:E:268:LEU:HG	1.70	0.55
1:F:268:LEU:CD1	1:F:268:LEU:N	2.70	0.55
1:F:560:ARG:HA	1:F:607:GLU:CD	2.26	0.55
1:A:677:LYS:HE2	1:A:678:MET:HE3	1.89	0.55
1:B:233:ILE:HD11	1:C:158:MET:SD	2.46	0.55
1:B:677:LYS:HE2	1:B:678:MET:HE3	1.89	0.55
1:D:123:VAL:HG13	1:D:124:GLU:HG3	1.88	0.55
1:E:233:ILE:HD11	1:F:158:MET:SD	2.46	0.55
1:F:227:PRO:HB3	1:F:340:HIS:NE2	2.22	0.55
1:B:126:ILE:HG23	1:B:134:TYR:CE2	2.41	0.55
1:B:284:SER:HA	1:B:287:ARG:NH2	2.21	0.55
1:D:51:LEU:HD11	1:D:104:PRO:HB3	1.87	0.55
1:A:85:ASN:ND2	1:A:87:VAL:HG22	2.22	0.55
1:B:462:SER:O	1:B:463:ALA:HB3	2.06	0.55
1:C:119:ILE:HG22	1:C:162:GLU:O	2.06	0.55
1:C:233:ILE:HD11	1:D:158:MET:SD	2.47	0.55
1:D:462:SER:O	1:D:463:ALA:HB3	2.06	0.55
1:E:119:ILE:HG22	1:E:162:GLU:O	2.06	0.55
1:E:510:PRO:HG2	1:E:614:LYS:HD3	1.89	0.55
1:A:266:PHE:CE2	1:A:268:LEU:CG	2.90	0.55
1:B:434:ASP:N	1:B:434:ASP:OD1	2.40	0.55
1:B:560:ARG:HA	1:B:607:GLU:CD	2.26	0.55
1:C:126:ILE:HA	1:C:439:ALA:HB2	0.71	0.55
1:C:266:PHE:CE2	1:C:268:LEU:HG	2.41	0.55
1:D:118:PRO:HB2	1:D:188:PRO:HA	1.89	0.55
1:E:118:PRO:HB2	1:E:188:PRO:HA	1.89	0.55
1:A:614:LYS:HG3	1:A:614:LYS:O	2.07	0.55

Continued on next page...

Continued from previous page...

Atom-1	Atom-2	Interatomic distance (Å)	Clash overlap (Å)
1:B:266:PHE:CE2	1:B:268:LEU:CG	2.90	0.55
1:C:118:PRO:HB2	1:C:188:PRO:HA	1.89	0.55
1:E:126:ILE:HG23	1:E:134:TYR:CE2	2.41	0.55
1:E:227:PRO:HB3	1:E:340:HIS:NE2	2.22	0.55
1:F:85:ASN:ND2	1:F:87:VAL:HG22	2.22	0.55
1:F:403:THR:CG2	1:F:411:LEU:HD21	2.35	0.55
1:B:123:VAL:HG22	1:B:124:GLU:N	2.22	0.55
1:C:22:ARG:N	1:C:23:PRO:CD	2.70	0.55
1:C:477:GLU:OE1	1:C:477:GLU:N	2.37	0.55
1:C:677:LYS:HE2	1:C:678:MET:HE3	1.89	0.55
1:D:227:PRO:HB3	1:D:340:HIS:NE2	2.22	0.55
1:E:405:GLY:O	1:E:463:ALA:HB3	2.07	0.55
1:F:118:PRO:HB2	1:F:188:PRO:HA	1.89	0.55
1:A:227:PRO:HB3	1:A:340:HIS:NE2	2.22	0.55
1:C:60:LYS:O	1:C:100:ILE:HG22	2.07	0.55
1:C:403:THR:CG2	1:C:411:LEU:HD21	2.35	0.55
1:D:22:ARG:N	1:D:23:PRO:CD	2.70	0.55
1:D:266:PHE:CE2	1:D:268:LEU:CG	2.90	0.55
1:D:268:LEU:CD1	1:D:268:LEU:N	2.70	0.55
1:D:754:LYS:HD3	1:D:757:MET:HE3	1.89	0.55
1:E:677:LYS:HE2	1:E:678:MET:HE3	1.89	0.55
1:A:138:TYR:HD2	1:A:154:VAL:HG12	1.71	0.54
1:A:385:THR:HG22	1:A:388:MET:HG3	1.90	0.54
1:B:85:ASN:ND2	1:B:87:VAL:HG22	2.22	0.54
1:B:118:PRO:HB2	1:B:188:PRO:HA	1.89	0.54
1:B:266:PHE:HE2	1:B:268:LEU:HG	1.70	0.54
1:B:421:GLN:CG	1:B:451:ASP:OD1	2.54	0.54
1:C:421:GLN:CG	1:C:451:ASP:OD1	2.55	0.54
1:E:22:ARG:N	1:E:23:PRO:CD	2.70	0.54
1:E:138:TYR:HD2	1:E:154:VAL:HG12	1.72	0.54
1:A:26:LEU:CD2	1:A:102:ILE:CG1	2.59	0.54
1:A:118:PRO:HB2	1:A:188:PRO:HA	1.89	0.54
1:A:126:ILE:HG23	1:A:134:TYR:CE2	2.41	0.54
1:A:477:GLU:OE1	1:A:477:GLU:N	2.37	0.54
1:D:138:TYR:HD2	1:D:154:VAL:HG12	1.72	0.54
1:D:510:PRO:HG2	1:D:614:LYS:HD3	1.89	0.54
1:E:51:LEU:HD11	1:E:104:PRO:HB3	1.87	0.54
1:E:266:PHE:CE2	1:E:268:LEU:CG	2.90	0.54
1:E:385:THR:HG22	1:E:388:MET:HG3	1.90	0.54
1:E:421:GLN:CG	1:E:451:ASP:OD1	2.54	0.54
1:E:462:SER:O	1:E:463:ALA:HB3	2.06	0.54

Continued on next page...

Continued from previous page...

Atom-1	Atom-2	Interatomic distance (Å)	Clash overlap (Å)
1:F:307:ASP:O	1:F:311:PRO:CG	2.56	0.54
1:F:510:PRO:HG2	1:F:614:LYS:HD3	1.89	0.54
1:F:614:LYS:HG3	1:F:614:LYS:O	2.07	0.54
1:A:24:ASN:O	1:A:25:ARG:HB3	2.06	0.54
1:A:307:ASP:O	1:A:311:PRO:CG	2.56	0.54
1:A:462:SER:O	1:A:463:ALA:HB3	2.06	0.54
1:A:650:GLU:OE1	1:A:650:GLU:N	2.32	0.54
1:B:122:THR:O	1:B:123:VAL:HB	2.08	0.54
1:B:126:ILE:HA	1:B:439:ALA:HB2	0.71	0.54
1:C:307:ASP:O	1:C:311:PRO:CG	2.55	0.54
1:C:614:LYS:HG3	1:C:614:LYS:O	2.07	0.54
1:D:574:LEU:HD23	1:D:619:ILE:HD12	1.90	0.54
1:E:614:LYS:O	1:E:614:LYS:HG3	2.07	0.54
1:E:753:ARG:O	1:E:757:MET:N	2.30	0.54
1:A:60:LYS:O	1:A:100:ILE:HG22	2.07	0.54
1:A:421:GLN:CG	1:A:451:ASP:OD1	2.54	0.54
1:B:227:PRO:HB3	1:B:340:HIS:NE2	2.22	0.54
1:B:405:GLY:O	1:B:463:ALA:HB3	2.07	0.54
1:B:753:ARG:O	1:B:757:MET:N	2.30	0.54
1:C:227:PRO:HB3	1:C:340:HIS:NE2	2.22	0.54
1:C:405:GLY:O	1:C:463:ALA:HB3	2.07	0.54
1:C:574:LEU:HD23	1:C:619:ILE:HD12	1.90	0.54
1:F:266:PHE:CE2	1:F:268:LEU:CG	2.90	0.54
1:F:405:GLY:O	1:F:463:ALA:HB3	2.07	0.54
1:F:482:LEU:O	1:F:486:LYS:CG	2.48	0.54
1:A:560:ARG:HA	1:A:607:GLU:CD	2.26	0.54
1:D:24:ASN:O	1:D:25:ARG:HB3	2.06	0.54
1:D:307:ASP:O	1:D:311:PRO:CG	2.56	0.54
1:D:614:LYS:HG3	1:D:614:LYS:O	2.07	0.54
1:E:85:ASN:ND2	1:E:87:VAL:HG22	2.22	0.54
1:F:24:ASN:O	1:F:25:ARG:HB3	2.06	0.54
1:F:462:SER:O	1:F:463:ALA:HB3	2.06	0.54
1:A:405:GLY:O	1:A:463:ALA:HB3	2.07	0.54
1:A:423:ILE:HD11	1:F:233:ILE:HD13	1.89	0.54
1:A:574:LEU:HD23	1:A:619:ILE:HD12	1.90	0.54
1:C:482:LEU:O	1:C:486:LYS:CG	2.48	0.54
1:C:560:ARG:HA	1:C:607:GLU:CD	2.26	0.54
1:D:385:THR:HG22	1:D:388:MET:HG3	1.90	0.54
1:D:405:GLY:O	1:D:463:ALA:HB3	2.07	0.54
1:E:24:ASN:O	1:E:25:ARG:HB3	2.06	0.54
1:E:574:LEU:HD23	1:E:619:ILE:HD12	1.90	0.54

Continued on next page...

Continued from previous page...

Atom-1	Atom-2	Interatomic distance (Å)	Clash overlap (Å)
1:C:126:ILE:CD1	1:C:130:LEU:HD22	2.34	0.54
1:E:27:ILE:HD13	1:E:99:VAL:HG12	1.90	0.54
1:E:434:ASP:N	1:E:434:ASP:OD1	2.40	0.54
1:A:122:THR:O	1:A:123:VAL:HB	2.08	0.54
1:A:477:GLU:CB	1:A:662:ARG:HH12	2.21	0.54
1:B:60:LYS:O	1:B:100:ILE:HG22	2.07	0.54
1:B:614:LYS:HG3	1:B:614:LYS:O	2.07	0.54
1:C:266:PHE:CE2	1:C:268:LEU:CG	2.90	0.54
1:C:434:ASP:OD1	1:C:434:ASP:N	2.40	0.54
1:C:477:GLU:CB	1:C:662:ARG:HH12	2.21	0.54
1:D:27:ILE:HD13	1:D:99:VAL:HG12	1.89	0.54
1:D:85:ASN:ND2	1:D:87:VAL:HG22	2.22	0.54
1:E:559:VAL:HG12	1:E:607:GLU:CD	2.27	0.54
1:F:126:ILE:HG23	1:F:134:TYR:CE2	2.41	0.54
1:F:138:TYR:HD2	1:F:154:VAL:HG12	1.72	0.54
1:F:434:ASP:OD1	1:F:434:ASP:N	2.40	0.54
1:C:85:ASN:ND2	1:C:87:VAL:HG22	2.22	0.54
1:D:21:ASN:C	1:D:23:PRO:HD3	2.29	0.54
1:D:210:ARG:HG2	1:D:212:GLN:HB2	1.90	0.54
1:D:421:GLN:CG	1:D:451:ASP:OD1	2.55	0.54
1:E:307:ASP:O	1:E:311:PRO:CG	2.56	0.54
1:A:123:VAL:HG22	1:A:124:GLU:N	2.22	0.54
1:A:403:THR:CG2	1:A:411:LEU:HD21	2.35	0.54
1:B:21:ASN:C	1:B:23:PRO:HD3	2.29	0.54
1:C:210:ARG:HG2	1:C:212:GLN:HB2	1.90	0.54
1:D:26:LEU:CD2	1:D:102:ILE:CD1	2.86	0.54
1:E:210:ARG:HG2	1:E:212:GLN:HB2	1.90	0.54
1:E:477:GLU:CB	1:E:662:ARG:HH12	2.21	0.54
1:E:575:PHE:CE2	1:E:577:ASP:OD1	2.61	0.54
2:E:807:ADP:C5'	2:E:807:ADP:H8	2.21	0.54
1:A:21:ASN:C	1:A:23:PRO:HD3	2.29	0.53
1:A:26:LEU:CD2	1:A:102:ILE:CD1	2.86	0.53
1:A:210:ARG:HG2	1:A:212:GLN:HB2	1.90	0.53
1:B:24:ASN:O	1:B:25:ARG:HB3	2.06	0.53
1:B:31:ALA:HB2	1:B:84:MET:N	2.23	0.53
1:B:138:TYR:HD2	1:B:154:VAL:HG12	1.72	0.53
1:B:403:THR:CG2	1:B:411:LEU:HD21	2.35	0.53
1:D:434:ASP:N	1:D:434:ASP:OD1	2.40	0.53
2:D:807:ADP:C5'	2:D:807:ADP:H8	2.21	0.53
1:F:385:THR:HG22	1:F:388:MET:HG3	1.90	0.53
1:A:268:LEU:CD1	1:A:268:LEU:N	2.70	0.53

Continued on next page...

Continued from previous page...

Atom-1	Atom-2	Interatomic distance (Å)	Clash overlap (Å)
1:B:27:ILE:HD13	1:B:99:VAL:HG12	1.89	0.53
1:B:575:PHE:CE2	1:B:577:ASP:OD1	2.61	0.53
1:C:122:THR:O	1:C:123:VAL:HB	2.08	0.53
1:F:122:THR:O	1:F:123:VAL:HB	2.08	0.53
1:F:477:GLU:CB	1:F:662:ARG:HH12	2.21	0.53
1:F:574:LEU:HD23	1:F:619:ILE:HD12	1.90	0.53
1:A:510:PRO:HG2	1:A:614:LYS:HD3	1.89	0.53
1:B:22:ARG:N	1:B:23:PRO:CD	2.70	0.53
1:B:210:ARG:HG2	1:B:212:GLN:HB2	1.90	0.53
1:B:510:PRO:HG2	1:B:614:LYS:HD3	1.89	0.53
1:C:138:TYR:HD2	1:C:154:VAL:HG12	1.71	0.53
1:B:268:LEU:CD1	1:B:268:LEU:N	2.70	0.53
1:B:307:ASP:O	1:B:311:PRO:CG	2.56	0.53
1:C:24:ASN:O	1:C:25:ARG:HB3	2.06	0.53
1:C:575:PHE:CE2	1:C:577:ASP:OD1	2.61	0.53
1:C:647:LEU:HD11	1:C:752:ILE:CD1	2.29	0.53
2:C:807:ADP:C5'	2:C:807:ADP:H8	2.21	0.53
1:D:60:LYS:O	1:D:100:ILE:HG22	2.08	0.53
1:D:403:THR:HG22	1:D:403:THR:O	2.08	0.53
1:E:60:LYS:O	1:E:100:ILE:HG22	2.08	0.53
1:F:22:ARG:N	1:F:23:PRO:CD	2.70	0.53
1:F:570:ALA:HB1	1:F:616:ASN:HB2	1.91	0.53
1:A:31:ALA:HB2	1:A:84:MET:N	2.24	0.53
1:A:570:ALA:HB1	1:A:616:ASN:HB2	1.91	0.53
1:A:754:LYS:HD3	1:A:757:MET:HE3	1.89	0.53
1:B:750:ASN:OD1	1:B:751:ASP:N	2.42	0.53
2:B:807:ADP:C5'	2:B:807:ADP:H8	2.21	0.53
1:C:26:LEU:CD2	1:C:102:ILE:CD1	2.86	0.53
1:D:575:PHE:CE2	1:D:577:ASP:OD1	2.61	0.53
1:E:403:THR:HG22	1:E:403:THR:O	2.08	0.53
1:F:27:ILE:HD13	1:F:99:VAL:HG12	1.90	0.53
1:F:31:ALA:HB2	1:F:84:MET:N	2.24	0.53
1:F:210:ARG:HG2	1:F:212:GLN:HB2	1.90	0.53
1:F:403:THR:HG22	1:F:403:THR:O	2.08	0.53
1:B:385:THR:HG22	1:B:388:MET:HG3	1.90	0.53
1:B:477:GLU:N	1:B:477:GLU:OE1	2.37	0.53
1:C:403:THR:HG22	1:C:403:THR:O	2.08	0.53
1:C:510:PRO:HG2	1:C:614:LYS:HD3	1.89	0.53
1:D:650:GLU:OE1	1:D:650:GLU:N	2.32	0.53
1:F:119:ILE:HD11	1:F:191:ARG:HD3	0.74	0.53
1:F:421:GLN:CG	1:F:451:ASP:OD1	2.55	0.53

Continued on next page...

Continued from previous page...

Atom-1	Atom-2	Interatomic distance (Å)	Clash overlap (Å)
1:B:403:THR:HG22	1:B:403:THR:O	2.08	0.53
1:B:502:LYS:HZ3	1:C:702:SER:HG	1.56	0.53
1:C:570:ALA:HB1	1:C:616:ASN:HB2	1.91	0.53
1:E:21:ASN:C	1:E:23:PRO:HD3	2.29	0.53
1:E:147:ARG:HG2	1:E:148:LYS:O	2.09	0.53
1:F:60:LYS:O	1:F:100:ILE:HG22	2.08	0.53
1:F:750:ASN:OD1	1:F:751:ASP:N	2.42	0.53
1:A:147:ARG:HG2	1:A:148:LYS:O	2.09	0.53
1:A:563:PHE:CD1	1:A:607:GLU:OE1	2.62	0.53
1:A:575:PHE:CE2	1:A:577:ASP:OD1	2.61	0.53
1:B:574:LEU:HD23	1:B:619:ILE:HD12	1.90	0.53
1:D:147:ARG:HG2	1:D:148:LYS:O	2.09	0.53
1:D:482:LEU:O	1:D:486:LYS:CG	2.48	0.53
1:E:31:ALA:HB2	1:E:84:MET:N	2.24	0.53
1:E:122:THR:O	1:E:123:VAL:HB	2.08	0.53
1:F:653:ARG:NH2	1:F:680:ASN:O	2.37	0.53
1:A:403:THR:HG22	1:A:403:THR:O	2.08	0.53
1:B:477:GLU:CB	1:B:662:ARG:HH12	2.21	0.53
1:B:563:PHE:CD1	1:B:607:GLU:OE1	2.62	0.53
1:C:571:PRO:HB3	1:C:616:ASN:HD22	1.74	0.53
1:D:26:LEU:CD2	1:D:102:ILE:CG1	2.59	0.53
1:E:563:PHE:CD1	1:E:607:GLU:OE1	2.62	0.53
1:F:21:ASN:C	1:F:23:PRO:HD3	2.29	0.53
1:F:147:ARG:HG2	1:F:148:LYS:O	2.09	0.53
1:F:575:PHE:CE2	1:F:577:ASP:OD1	2.61	0.53
2:F:807:ADP:C5'	2:F:807:ADP:H8	2.21	0.53
1:A:27:ILE:HD13	1:A:99:VAL:HG12	1.90	0.53
1:A:614:LYS:HB2	3:A:1001:OJA:C26	2.39	0.53
1:C:27:ILE:HD13	1:C:99:VAL:HG12	1.90	0.53
1:C:31:ALA:HB2	1:C:84:MET:N	2.24	0.53
1:C:268:LEU:CD1	1:C:268:LEU:N	2.70	0.53
1:D:571:PRO:HB3	1:D:616:ASN:HD22	1.74	0.53
1:E:571:PRO:HB3	1:E:616:ASN:HD22	1.74	0.53
1:E:614:LYS:HB2	3:E:1001:OJA:C26	2.39	0.53
1:F:26:LEU:CD2	1:F:102:ILE:CD1	2.86	0.53
1:F:614:LYS:HB2	3:F:1001:OJA:C26	2.39	0.53
1:A:750:ASN:OD1	1:A:751:ASP:N	2.42	0.52
1:C:563:PHE:CD1	1:C:607:GLU:OE1	2.62	0.52
1:E:269:ILE:CG2	1:E:274:ILE:CD1	2.82	0.52
1:F:559:VAL:HG12	1:F:607:GLU:CD	2.28	0.52
1:A:158:MET:SD	1:F:233:ILE:HD11	2.49	0.52

Continued on next page...

Continued from previous page...

Atom-1	Atom-2	Interatomic distance (Å)	Clash overlap (Å)
1:A:312:LYS:HZ2	1:A:316:THR:HA	1.73	0.52
1:C:147:ARG:HG2	1:C:148:LYS:O	2.09	0.52
1:C:385:THR:HG22	1:C:388:MET:HG3	1.90	0.52
1:D:111:GLY:HA2	1:D:170:PRO:HG3	1.92	0.52
1:E:26:LEU:CD2	1:E:102:ILE:CD1	2.86	0.52
1:F:126:ILE:CA	1:F:439:ALA:CB	2.51	0.52
1:A:266:PHE:HE2	1:A:268:LEU:CG	2.22	0.52
1:B:559:VAL:HG12	1:B:607:GLU:CD	2.28	0.52
1:B:570:ALA:HB1	1:B:616:ASN:HB2	1.91	0.52
1:B:571:PRO:HB3	1:B:616:ASN:HD22	1.74	0.52
1:C:21:ASN:C	1:C:23:PRO:HD3	2.29	0.52
1:C:750:ASN:OD1	1:C:751:ASP:N	2.42	0.52
1:D:31:ALA:HB2	1:D:84:MET:N	2.24	0.52
1:D:614:LYS:HB2	3:D:1001:OJA:C26	2.39	0.52
1:E:266:PHE:HE2	1:E:268:LEU:CG	2.22	0.52
1:D:126:ILE:CD1	1:D:130:LEU:HD22	2.34	0.52
1:D:563:PHE:CD1	1:D:607:GLU:OE1	2.62	0.52
1:D:570:ALA:HB1	1:D:616:ASN:HB2	1.91	0.52
1:E:31:ALA:HA	1:E:83:ARG:HD2	1.92	0.52
1:A:26:LEU:HD21	1:A:100:ILE:HG13	1.80	0.52
1:A:111:GLY:HA2	1:A:170:PRO:HG3	1.92	0.52
1:A:434:ASP:N	1:A:434:ASP:OD1	2.40	0.52
2:A:807:ADP:C5'	2:A:807:ADP:H8	2.21	0.52
1:B:111:GLY:HA2	1:B:170:PRO:HG3	1.92	0.52
1:B:126:ILE:HD13	1:B:130:LEU:CD2	2.35	0.52
1:B:266:PHE:HE2	1:B:268:LEU:CG	2.22	0.52
1:B:614:LYS:HB2	3:B:1001:OJA:C26	2.39	0.52
1:D:122:THR:O	1:D:123:VAL:HB	2.08	0.52
1:D:134:TYR:HD2	1:D:163:PHE:HZ	1.58	0.52
1:E:134:TYR:HD2	1:E:163:PHE:HZ	1.58	0.52
1:A:31:ALA:HA	1:A:83:ARG:HD2	1.92	0.52
1:B:31:ALA:HA	1:B:83:ARG:HD2	1.92	0.52
1:C:134:TYR:HD2	1:C:163:PHE:HZ	1.58	0.52
1:D:123:VAL:HG22	1:D:124:GLU:N	2.22	0.52
1:D:126:ILE:CA	1:D:439:ALA:CB	2.51	0.52
1:D:750:ASN:OD1	1:D:751:ASP:N	2.42	0.52
1:E:123:VAL:HG22	1:E:124:GLU:N	2.22	0.52
1:E:126:ILE:CD1	1:E:130:LEU:HD22	2.34	0.52
1:F:754:LYS:HD3	1:F:757:MET:HE1	1.90	0.52
1:B:134:TYR:HD2	1:B:163:PHE:HZ	1.58	0.52
1:C:754:LYS:HD3	1:C:757:MET:HE3	1.92	0.52

Continued on next page...

Continued from previous page...

Atom-1	Atom-2	Interatomic distance (Å)	Clash overlap (Å)
1:F:484:ASP:OD1	1:F:485:VAL:N	2.43	0.52
1:A:134:TYR:HD2	1:A:163:PHE:HZ	1.58	0.52
1:A:236:LYS:NZ	1:A:239:ARG:HG3	2.25	0.52
1:A:484:ASP:OD1	1:A:485:VAL:N	2.43	0.52
1:A:653:ARG:NH2	1:A:680:ASN:O	2.37	0.52
1:C:614:LYS:HB2	3:C:1001:OJA:C26	2.39	0.52
1:E:233:ILE:HD13	1:F:423:ILE:HD11	1.92	0.52
1:E:750:ASN:OD1	1:E:751:ASP:N	2.42	0.52
1:F:236:LYS:NZ	1:F:239:ARG:HG3	2.25	0.52
1:F:442:MET:O	1:F:445:LEU:HG	2.10	0.52
1:F:563:PHE:CD1	1:F:607:GLU:OE1	2.62	0.52
1:F:571:PRO:HB3	1:F:616:ASN:HD22	1.74	0.52
1:B:674:PHE:HD1	1:B:677:LYS:HZ3	1.58	0.52
1:C:559:VAL:HG12	1:C:607:GLU:CD	2.27	0.52
1:E:312:LYS:HZ2	1:E:316:THR:HA	1.73	0.52
1:E:442:MET:O	1:E:445:LEU:HG	2.10	0.52
1:F:134:TYR:HD2	1:F:163:PHE:HZ	1.58	0.52
1:F:753:ARG:O	1:F:757:MET:N	2.30	0.52
1:A:482:LEU:O	1:A:486:LYS:CG	2.48	0.52
1:C:233:ILE:HD13	1:D:423:ILE:HD11	1.92	0.52
1:F:31:ALA:HA	1:F:83:ARG:HD2	1.92	0.52
1:B:147:ARG:HG2	1:B:148:LYS:O	2.09	0.51
1:B:482:LEU:O	1:B:486:LYS:CG	2.48	0.51
1:C:459:SER:HB2	1:C:461:PRO:HD3	1.92	0.51
1:D:31:ALA:HA	1:D:83:ARG:HD2	1.92	0.51
2:D:807:ADP:C5'	2:D:807:ADP:C8	2.94	0.51
1:E:570:ALA:HB1	1:E:616:ASN:HB2	1.91	0.51
2:F:807:ADP:C5'	2:F:807:ADP:C8	2.94	0.51
1:B:269:ILE:CG2	1:B:274:ILE:CD1	2.82	0.51
1:C:269:ILE:CG2	1:C:274:ILE:CD1	2.82	0.51
1:C:442:MET:O	1:C:445:LEU:HG	2.10	0.51
2:C:807:ADP:C5'	2:C:807:ADP:C8	2.93	0.51
1:D:266:PHE:HE2	1:D:268:LEU:CG	2.22	0.51
1:F:126:ILE:CD1	1:F:130:LEU:HD22	2.34	0.51
1:F:312:LYS:HZ2	1:F:316:THR:HA	1.76	0.51
1:A:624:ASN:O	1:A:755:TYR:HE1	1.94	0.51
1:B:650:GLU:OE1	1:B:650:GLU:N	2.32	0.51
1:C:111:GLY:HA2	1:C:170:PRO:HG3	1.92	0.51
1:C:266:PHE:HE2	1:C:268:LEU:CG	2.22	0.51
1:D:233:ILE:HD13	1:E:423:ILE:HD11	1.92	0.51
1:E:111:GLY:HA2	1:E:170:PRO:HG3	1.92	0.51

Continued on next page...

Continued from previous page...

Atom-1	Atom-2	Interatomic distance (Å)	Clash overlap (Å)
2:E:807:ADP:C5'	2:E:807:ADP:C8	2.93	0.51
1:B:25:ARG:HH21	1:B:45:LYS:HE2	1.76	0.51
1:B:26:LEU:CD2	1:B:102:ILE:CD1	2.86	0.51
1:B:233:ILE:HD13	1:C:423:ILE:HD11	1.92	0.51
1:E:653:ARG:NH2	1:E:680:ASN:O	2.37	0.51
1:F:123:VAL:HG22	1:F:124:GLU:N	2.22	0.51
1:F:624:ASN:O	1:F:755:TYR:HE1	1.94	0.51
2:A:807:ADP:C5'	2:A:807:ADP:C8	2.94	0.51
1:B:236:LYS:NZ	1:B:239:ARG:HG3	2.25	0.51
1:B:459:SER:HB2	1:B:461:PRO:HD3	1.92	0.51
1:C:236:LYS:NZ	1:C:239:ARG:HG3	2.25	0.51
1:D:526:LEU:CD1	2:D:900:ADP:H2'	2.40	0.51
1:D:624:ASN:O	1:D:755:TYR:HE1	1.94	0.51
1:F:459:SER:HB2	1:F:461:PRO:HD3	1.92	0.51
1:A:22:ARG:N	1:A:23:PRO:CD	2.70	0.51
1:A:143:TYR:HB3	1:A:175:ILE:HD11	1.92	0.51
1:A:442:MET:O	1:A:445:LEU:HG	2.10	0.51
1:B:26:LEU:HD23	1:B:100:ILE:CA	2.41	0.51
1:D:477:GLU:CB	1:D:662:ARG:HH12	2.21	0.51
1:F:310:ALA:HA	1:F:325:VAL:HG22	1.93	0.51
1:A:702:SER:HG	1:F:502:LYS:HZ3	1.59	0.51
1:B:442:MET:O	1:B:445:LEU:HG	2.10	0.51
1:B:666:VAL:HA	1:B:731:ILE:CG2	2.41	0.51
2:B:807:ADP:C5'	2:B:807:ADP:C8	2.93	0.51
1:C:526:LEU:CD1	2:C:900:ADP:H2'	2.40	0.51
1:C:666:VAL:HA	1:C:731:ILE:CG2	2.41	0.51
1:D:143:TYR:HB3	1:D:175:ILE:HD11	1.93	0.51
1:D:312:LYS:NZ	1:D:316:THR:HG23	2.25	0.51
1:E:624:ASN:O	1:E:755:TYR:HE1	1.94	0.51
1:F:147:ARG:NH2	1:F:150:ASP:HB3	2.26	0.51
1:F:666:VAL:HA	1:F:731:ILE:CG2	2.41	0.51
1:A:224:LEU:HD11	1:A:342:ILE:CG1	2.41	0.51
1:A:559:VAL:HG12	1:A:607:GLU:CD	2.27	0.51
1:C:26:LEU:HD23	1:C:100:ILE:CA	2.41	0.51
1:C:31:ALA:HA	1:C:83:ARG:HD2	1.92	0.51
1:C:469:VAL:CG2	1:C:565:LYS:HE3	2.40	0.51
1:D:224:LEU:HD11	1:D:342:ILE:CG1	2.41	0.51
1:E:526:LEU:CD1	2:E:900:ADP:H2'	2.40	0.51
1:A:310:ALA:HA	1:A:325:VAL:HG22	1.93	0.51
1:C:650:GLU:OE1	1:C:650:GLU:N	2.32	0.51
1:D:459:SER:HB2	1:D:461:PRO:HD3	1.92	0.51

Continued on next page...

Continued from previous page...

Atom-1	Atom-2	Interatomic distance (Å)	Clash overlap (Å)
1:E:236:LYS:NZ	1:E:239:ARG:HG3	2.25	0.51
1:E:459:SER:HB2	1:E:461:PRO:HD3	1.92	0.51
1:F:111:GLY:HA2	1:F:170:PRO:HG3	1.92	0.51
1:F:312:LYS:NZ	1:F:316:THR:HG23	2.25	0.51
1:B:624:ASN:O	1:B:755:TYR:HE1	1.94	0.51
1:B:754:LYS:HD3	1:B:757:MET:HE3	1.93	0.51
1:D:666:VAL:HA	1:D:731:ILE:CG2	2.41	0.51
1:E:25:ARG:HH21	1:E:45:LYS:HE2	1.76	0.51
1:E:224:LEU:HD11	1:E:342:ILE:CG1	2.41	0.51
1:F:266:PHE:HE2	1:F:268:LEU:CG	2.22	0.51
1:F:319:GLU:CG	1:F:322:ARG:HH21	2.21	0.51
1:A:761:THR:O	1:B:744:ARG:NH1	2.44	0.50
1:B:143:TYR:HB3	1:B:175:ILE:HD11	1.92	0.50
1:B:210:ARG:CG	1:B:212:GLN:CG	2.90	0.50
1:C:25:ARG:HH21	1:C:45:LYS:HE2	1.76	0.50
1:C:224:LEU:HD11	1:C:342:ILE:CG1	2.41	0.50
1:C:312:LYS:NZ	1:C:316:THR:HG23	2.26	0.50
1:D:442:MET:O	1:D:445:LEU:HG	2.10	0.50
1:D:653:ARG:NH2	1:D:680:ASN:O	2.37	0.50
1:F:224:LEU:HD11	1:F:342:ILE:CG1	2.41	0.50
1:A:26:LEU:HD23	1:A:100:ILE:CA	2.41	0.50
1:A:571:PRO:HB3	1:A:616:ASN:HD22	1.74	0.50
1:B:147:ARG:NH2	1:B:150:ASP:HB3	2.26	0.50
1:B:224:LEU:HD11	1:B:342:ILE:CG1	2.41	0.50
1:B:269:ILE:HD11	1:B:290:PHE:CE1	2.46	0.50
1:C:210:ARG:CG	1:C:212:GLN:CG	2.90	0.50
1:C:624:ASN:O	1:C:755:TYR:HE1	1.94	0.50
1:D:403:THR:CG2	1:D:411:LEU:HD21	2.35	0.50
1:E:560:ARG:HH21	1:F:465:ARG:HG3	1.77	0.50
1:E:761:THR:O	1:F:744:ARG:NH1	2.44	0.50
1:F:25:ARG:HH21	1:F:45:LYS:HE2	1.76	0.50
1:A:502:LYS:HZ3	1:B:702:SER:HG	1.57	0.50
1:D:408:GLY:HA3	2:D:807:ADP:N7	2.26	0.50
1:E:147:ARG:NH2	1:E:150:ASP:HB3	2.26	0.50
1:E:312:LYS:NZ	1:E:316:THR:HG23	2.26	0.50
1:F:408:GLY:HA3	2:F:807:ADP:N7	2.26	0.50
1:A:666:VAL:HA	1:A:731:ILE:CG2	2.41	0.50
1:B:26:LEU:HD22	1:B:100:ILE:O	2.02	0.50
1:C:349:ARG:O	1:C:352:SER:OG	2.26	0.50
1:D:210:ARG:CG	1:D:212:GLN:CG	2.90	0.50
1:E:310:ALA:HA	1:E:325:VAL:HG22	1.93	0.50

Continued on next page...

Continued from previous page...

Atom-1	Atom-2	Interatomic distance (Å)	Clash overlap (Å)
1:A:147:ARG:NH2	1:A:150:ASP:HB3	2.26	0.50
1:A:408:GLY:HA3	2:A:807:ADP:N7	2.26	0.50
1:D:26:LEU:HD23	1:D:100:ILE:CA	2.41	0.50
1:E:143:TYR:HB3	1:E:175:ILE:HD11	1.92	0.50
1:E:666:VAL:HA	1:E:731:ILE:CG2	2.41	0.50
1:A:459:SER:HB2	1:A:461:PRO:HD3	1.92	0.50
1:B:26:LEU:CD2	1:B:102:ILE:CG1	2.59	0.50
1:C:127:THR:O	1:C:440:GLU:OE1	2.30	0.50
1:C:408:GLY:HA3	2:C:807:ADP:N7	2.26	0.50
1:F:513:GLY:HA3	1:F:639:LEU:HD22	1.92	0.50
1:A:126:ILE:HD13	1:A:130:LEU:CD2	2.35	0.50
1:A:427:MET:O	1:A:429:LEU:N	2.45	0.50
1:A:513:GLY:CA	1:A:639:LEU:CD2	2.89	0.50
1:A:744:ARG:NH1	1:F:761:THR:O	2.45	0.50
1:C:147:ARG:NH2	1:C:150:ASP:HB3	2.26	0.50
1:D:147:ARG:NH2	1:D:150:ASP:HB3	2.26	0.50
1:D:269:ILE:HD11	1:D:290:PHE:CE1	2.46	0.50
1:D:560:ARG:HH21	1:E:465:ARG:HG3	1.77	0.50
1:D:674:PHE:HD1	1:D:677:LYS:HZ3	1.56	0.50
1:F:526:LEU:CD1	2:F:900:ADP:H2'	2.40	0.50
1:C:269:ILE:HD11	1:C:290:PHE:CE1	2.46	0.50
1:C:310:ALA:HA	1:C:325:VAL:HG22	1.93	0.50
1:D:127:THR:O	1:D:440:GLU:OE1	2.30	0.50
1:D:310:ALA:HA	1:D:325:VAL:HG22	1.93	0.50
1:E:26:LEU:HD23	1:E:100:ILE:CA	2.41	0.50
1:E:302:PHE:HA	1:E:344:MET:O	2.12	0.50
1:E:408:GLY:HA3	2:E:807:ADP:N7	2.26	0.50
1:F:26:LEU:HD23	1:F:100:ILE:CA	2.41	0.50
1:A:43:GLN:CD	1:A:44:PRO:HD3	2.33	0.50
1:A:233:ILE:HD13	1:B:423:ILE:HD11	1.93	0.50
1:B:427:MET:O	1:B:429:LEU:N	2.45	0.50
1:C:359:ARG:HG2	1:C:362:ARG:HG3	1.94	0.50
1:C:560:ARG:HH21	1:D:465:ARG:HG3	1.77	0.50
1:D:27:ILE:H	1:D:82:ILE:CD1	2.25	0.50
1:F:674:PHE:HD1	1:F:677:LYS:HZ3	1.58	0.50
1:A:25:ARG:HH21	1:A:45:LYS:HE2	1.76	0.49
1:A:85:ASN:OD1	1:A:88:VAL:HG23	2.13	0.49
1:B:319:GLU:CG	1:B:322:ARG:HH21	2.21	0.49
1:B:408:GLY:HA3	2:B:807:ADP:N7	2.26	0.49
1:C:143:TYR:HB3	1:C:175:ILE:HD11	1.92	0.49
1:F:43:GLN:CD	1:F:44:PRO:HD3	2.33	0.49

Continued on next page...

Continued from previous page...

Atom-1	Atom-2	Interatomic distance (Å)	Clash overlap (Å)
1:B:302:PHE:HA	1:B:344:MET:O	2.12	0.49
1:B:513:GLY:HA3	1:B:639:LEU:HD22	1.93	0.49
1:B:526:LEU:CD1	2:B:900:ADP:H2'	2.40	0.49
1:B:560:ARG:HH21	1:C:465:ARG:HG3	1.77	0.49
1:C:302:PHE:HA	1:C:344:MET:O	2.12	0.49
1:F:143:TYR:HB3	1:F:175:ILE:HD11	1.92	0.49
1:F:513:GLY:CA	1:F:639:LEU:CD2	2.89	0.49
1:A:127:THR:O	1:A:440:GLU:OE1	2.30	0.49
1:A:674:PHE:HD1	1:A:677:LYS:HZ3	1.59	0.49
1:B:126:ILE:CA	1:B:439:ALA:CB	2.51	0.49
1:F:54:GLY:HA2	1:F:70:ILE:HG23	1.94	0.49
1:F:427:MET:O	1:F:429:LEU:N	2.45	0.49
1:C:54:GLY:HA2	1:C:70:ILE:HG23	1.94	0.49
1:C:255:ALA:CB	1:C:302:PHE:CD1	2.95	0.49
1:D:111:GLY:CA	1:D:170:PRO:HG3	2.43	0.49
1:D:427:MET:O	1:D:429:LEU:N	2.45	0.49
1:E:210:ARG:CG	1:E:212:GLN:CG	2.90	0.49
1:A:469:VAL:CG2	1:A:565:LYS:HE3	2.40	0.49
1:A:526:LEU:CD1	2:A:900:ADP:H2'	2.40	0.49
1:A:560:ARG:HH21	1:B:465:ARG:HG3	1.77	0.49
1:B:81:LYS:HA	1:B:82:ILE:HD12	1.94	0.49
1:B:127:THR:O	1:B:440:GLU:OE1	2.30	0.49
1:B:359:ARG:HG2	1:B:362:ARG:HG3	1.95	0.49
1:C:427:MET:O	1:C:429:LEU:N	2.45	0.49
1:D:54:GLY:HA2	1:D:70:ILE:HG23	1.94	0.49
1:D:85:ASN:OD1	1:D:88:VAL:HG23	2.13	0.49
1:D:302:PHE:HA	1:D:344:MET:O	2.12	0.49
1:D:359:ARG:HG2	1:D:362:ARG:HG3	1.94	0.49
1:A:183:HIS:NE2	1:A:185:GLU:OE2	2.46	0.49
1:A:218:GLU:OE1	1:B:454:TRP:HZ2	1.96	0.49
1:B:32:ILE:HG22	1:B:83:ARG:HH12	1.78	0.49
1:B:85:ASN:OD1	1:B:88:VAL:HG23	2.13	0.49
1:C:43:GLN:CD	1:C:44:PRO:HD3	2.33	0.49
1:C:111:GLY:CA	1:C:170:PRO:HG3	2.43	0.49
1:C:183:HIS:NE2	1:C:185:GLU:OE2	2.46	0.49
1:E:85:ASN:OD1	1:E:88:VAL:HG23	2.13	0.49
1:E:469:VAL:CG2	1:E:565:LYS:HE3	2.40	0.49
1:F:85:ASN:OD1	1:F:88:VAL:HG23	2.12	0.49
1:F:127:THR:O	1:F:440:GLU:OE1	2.30	0.49
1:F:469:VAL:CG2	1:F:565:LYS:HE3	2.40	0.49
1:A:491:GLU:OE1	1:A:495:TYR:HE2	1.96	0.49

Continued on next page...

Continued from previous page...

Atom-1	Atom-2	Interatomic distance (Å)	Clash overlap (Å)
1:B:312:LYS:NZ	1:B:316:THR:HG23	2.26	0.49
2:C:807:ADP:H8	2:C:807:ADP:H5'2	1.78	0.49
1:D:236:LYS:NZ	1:D:239:ARG:HG3	2.25	0.49
1:E:43:GLN:CD	1:E:44:PRO:HD3	2.33	0.49
1:E:513:GLY:HA3	1:E:639:LEU:HD22	1.93	0.49
1:F:255:ALA:CB	1:F:302:PHE:CD1	2.95	0.49
1:A:54:GLY:HA2	1:A:70:ILE:HG23	1.94	0.49
1:A:126:ILE:CD1	1:A:130:LEU:HD22	2.34	0.49
1:A:255:ALA:CB	1:A:302:PHE:CD1	2.95	0.49
1:A:443:ASN:OD1	1:A:444:SER:N	2.46	0.49
1:A:465:ARG:HG3	1:F:560:ARG:HH21	1.78	0.49
1:A:624:ASN:O	1:A:626:PRO:HD3	2.13	0.49
2:A:807:ADP:H8	2:A:807:ADP:H5'2	1.78	0.49
1:B:183:HIS:NE2	1:B:185:GLU:OE2	2.46	0.49
1:C:32:ILE:HG22	1:C:83:ARG:HH12	1.78	0.49
1:C:81:LYS:HA	1:C:82:ILE:HD12	1.95	0.49
1:D:255:ALA:CB	1:D:302:PHE:CD1	2.95	0.49
1:D:559:VAL:HG12	1:D:607:GLU:CD	2.27	0.49
1:E:183:HIS:NE2	1:E:185:GLU:OE2	2.46	0.49
1:E:283:GLU:OE2	1:E:324:ILE:HD13	2.13	0.49
1:E:491:GLU:OE1	1:E:495:TYR:HE2	1.96	0.49
1:E:502:LYS:NZ	1:F:702:SER:OG	2.42	0.49
1:E:674:PHE:HD1	1:E:677:LYS:HZ3	1.58	0.49
1:F:183:HIS:NE2	1:F:185:GLU:OE2	2.46	0.49
1:F:302:PHE:HA	1:F:344:MET:O	2.12	0.49
1:A:506:PHE:O	1:B:664:SER:HB3	2.13	0.49
1:B:255:ALA:CB	1:B:302:PHE:CD1	2.95	0.49
1:C:283:GLU:OE2	1:C:324:ILE:HD13	2.13	0.49
1:D:43:GLN:CD	1:D:44:PRO:HD3	2.33	0.49
1:D:517:TYR:HB2	1:D:626:PRO:HG3	1.95	0.49
1:F:136:LYS:O	1:F:140:LEU:HB2	2.13	0.49
1:F:359:ARG:HG2	1:F:362:ARG:HG3	1.94	0.49
1:A:27:ILE:H	1:A:82:ILE:CD1	2.25	0.49
1:A:302:PHE:HA	1:A:344:MET:O	2.12	0.49
1:A:745:ARG:NH2	1:A:749:ASP:OD1	2.46	0.49
1:B:136:LYS:O	1:B:140:LEU:HB2	2.13	0.49
1:B:283:GLU:OE2	1:B:324:ILE:HD13	2.13	0.49
1:B:310:ALA:HA	1:B:325:VAL:HG22	1.93	0.49
1:D:25:ARG:HH21	1:D:45:LYS:HE2	1.76	0.49
1:D:183:HIS:NE2	1:D:185:GLU:OE2	2.46	0.49
1:E:54:GLY:HA2	1:E:70:ILE:HG23	1.94	0.49

Continued on next page...

Continued from previous page...

Atom-1	Atom-2	Interatomic distance (Å)	Clash overlap (Å)
1:E:127:THR:O	1:E:440:GLU:OE1	2.30	0.49
1:F:491:GLU:OE1	1:F:495:TYR:HE2	1.96	0.49
1:A:32:ILE:HG22	1:A:83:ARG:HH12	1.78	0.48
1:A:136:LYS:O	1:A:140:LEU:HB2	2.13	0.48
1:B:43:GLN:CD	1:B:44:PRO:HD3	2.33	0.48
1:C:136:LYS:O	1:C:140:LEU:HB2	2.13	0.48
1:C:598:ASP:N	1:C:598:ASP:OD1	2.46	0.48
1:D:136:LYS:O	1:D:140:LEU:HB2	2.13	0.48
1:D:537:ALA:HB2	3:D:1001:OJA:H18	1.95	0.48
1:D:745:ARG:NH2	1:D:749:ASP:OD1	2.46	0.48
1:E:136:LYS:O	1:E:140:LEU:HB2	2.13	0.48
1:E:213:LEU:HD12	1:E:254:ILE:HD12	1.95	0.48
1:E:269:ILE:HD11	1:E:290:PHE:CE1	2.46	0.48
1:E:517:TYR:HB2	1:E:626:PRO:HG3	1.95	0.48
2:E:807:ADP:H8	2:E:807:ADP:H5'2	1.78	0.48
1:F:210:ARG:CG	1:F:212:GLN:CG	2.90	0.48
1:F:517:TYR:HB2	1:F:626:PRO:HG3	1.95	0.48
1:B:111:GLY:CA	1:B:170:PRO:HG3	2.43	0.48
1:B:134:TYR:CD2	1:B:163:PHE:HZ	2.32	0.48
1:B:443:ASN:OD1	1:B:444:SER:N	2.46	0.48
1:C:406:HIS:ND1	1:C:410:ASP:HB3	2.29	0.48
1:C:443:ASN:OD1	1:C:444:SER:N	2.46	0.48
1:E:111:GLY:CA	1:E:170:PRO:HG3	2.43	0.48
1:F:283:GLU:OE2	1:F:324:ILE:HD13	2.13	0.48
1:B:624:ASN:O	1:B:626:PRO:HD3	2.13	0.48
1:C:131:PHE:CG	1:C:135:LEU:HD12	2.49	0.48
1:C:491:GLU:OE1	1:C:495:TYR:HE2	1.96	0.48
1:C:537:ALA:HB2	3:C:1001:OJA:H18	1.96	0.48
1:C:649:ASP:O	1:C:653:ARG:N	2.47	0.48
1:D:213:LEU:HD12	1:D:254:ILE:HD12	1.95	0.48
1:F:406:HIS:ND1	1:F:410:ASP:HB3	2.29	0.48
1:F:443:ASN:OD1	1:F:444:SER:N	2.46	0.48
1:A:210:ARG:CG	1:A:212:GLN:CG	2.90	0.48
1:A:406:HIS:ND1	1:A:410:ASP:HB3	2.29	0.48
1:A:513:GLY:HA3	1:A:639:LEU:HD22	1.93	0.48
1:B:213:LEU:HD12	1:B:254:ILE:HD12	1.95	0.48
1:C:484:ASP:OD1	1:C:485:VAL:N	2.43	0.48
1:E:131:PHE:CG	1:E:135:LEU:HD12	2.49	0.48
1:E:268:LEU:CD1	1:E:268:LEU:N	2.70	0.48
1:E:427:MET:O	1:E:429:LEU:N	2.45	0.48
1:F:81:LYS:HA	1:F:82:ILE:HD12	1.95	0.48

Continued on next page...

Continued from previous page...

Atom-1	Atom-2	Interatomic distance (Å)	Clash overlap (Å)
1:A:134:TYR:CD2	1:A:163:PHE:HZ	2.31	0.48
1:B:371:ILE:HD11	1:B:466:GLU:HB3	1.96	0.48
1:B:406:HIS:ND1	1:B:410:ASP:HB3	2.29	0.48
1:B:649:ASP:O	1:B:653:ARG:N	2.46	0.48
1:C:26:LEU:CD2	1:C:100:ILE:HG13	2.42	0.48
1:C:134:TYR:CD2	1:C:163:PHE:HZ	2.32	0.48
1:D:131:PHE:CG	1:D:135:LEU:HD12	2.49	0.48
1:D:283:GLU:OE2	1:D:324:ILE:HD13	2.13	0.48
1:D:319:GLU:CG	1:D:322:ARG:HH21	2.21	0.48
1:D:443:ASN:OD1	1:D:444:SER:N	2.46	0.48
1:E:255:ALA:CB	1:E:302:PHE:CD1	2.95	0.48
1:E:484:ASP:OD1	1:E:485:VAL:N	2.43	0.48
1:F:126:ILE:HD13	1:F:130:LEU:CD2	2.35	0.48
1:A:111:GLY:CA	1:A:170:PRO:HG3	2.43	0.48
1:A:213:LEU:HD12	1:A:254:ILE:HD12	1.95	0.48
1:A:517:TYR:HB2	1:A:626:PRO:HG3	1.95	0.48
1:B:131:PHE:CG	1:B:135:LEU:HD12	2.49	0.48
1:B:491:GLU:OE1	1:B:495:TYR:HE2	1.96	0.48
1:B:598:ASP:OD1	1:B:598:ASP:N	2.46	0.48
1:B:761:THR:O	1:C:744:ARG:NH1	2.45	0.48
1:C:85:ASN:OD1	1:C:88:VAL:HG23	2.13	0.48
1:C:513:GLY:HA3	1:C:639:LEU:HD22	1.92	0.48
1:C:745:ARG:NH2	1:C:749:ASP:OD1	2.46	0.48
1:D:32:ILE:HG22	1:D:83:ARG:HH12	1.78	0.48
1:D:126:ILE:HD13	1:D:130:LEU:CD2	2.35	0.48
1:D:406:HIS:ND1	1:D:410:ASP:HB3	2.29	0.48
1:D:761:THR:O	1:E:744:ARG:NH1	2.45	0.48
1:E:81:LYS:HA	1:E:82:ILE:HD12	1.95	0.48
1:F:213:LEU:HD12	1:F:254:ILE:HD12	1.95	0.48
2:F:807:ADP:H8	2:F:807:ADP:H5'2	1.78	0.48
1:B:469:VAL:CG2	1:B:565:LYS:HE3	2.40	0.48
1:C:517:TYR:HB2	1:C:626:PRO:HG3	1.95	0.48
1:D:491:GLU:OE1	1:D:495:TYR:HE2	1.96	0.48
2:D:807:ADP:H8	2:D:807:ADP:H5'2	1.78	0.48
1:E:32:ILE:HG22	1:E:83:ARG:HH12	1.78	0.48
1:E:513:GLY:CA	1:E:639:LEU:CD2	2.89	0.48
1:E:624:ASN:O	1:E:626:PRO:HD3	2.13	0.48
1:E:745:ARG:NH2	1:E:749:ASP:OD1	2.46	0.48
1:F:134:TYR:CD2	1:F:163:PHE:HZ	2.31	0.48
1:F:624:ASN:O	1:F:626:PRO:HD3	2.13	0.48
1:F:745:ARG:NH2	1:F:749:ASP:OD1	2.46	0.48

Continued on next page...

Continued from previous page...

Atom-1	Atom-2	Interatomic distance (Å)	Clash overlap (Å)
1:C:383:ILE:HD12	1:C:386:LYS:HE3	1.96	0.48
1:D:469:VAL:CG2	1:D:565:LYS:HE3	2.40	0.48
1:E:443:ASN:OD1	1:E:444:SER:N	2.46	0.48
1:E:537:ALA:HB2	3:E:1001:OJA:H18	1.95	0.48
1:F:32:ILE:HG22	1:F:83:ARG:HH12	1.78	0.48
1:A:312:LYS:NZ	1:A:316:THR:HG23	2.26	0.48
1:B:136:LYS:HB3	1:B:137:PRO:HD3	1.96	0.48
1:B:484:ASP:OD1	1:B:485:VAL:N	2.43	0.48
1:C:127:THR:H	1:C:439:ALA:N	1.92	0.48
1:C:213:LEU:HD12	1:C:254:ILE:HD12	1.95	0.48
1:D:427:MET:O	1:D:430:ILE:HG12	2.14	0.48
1:E:130:LEU:HD12	1:E:131:PHE:HD1	1.61	0.48
1:E:136:LYS:HB3	1:E:137:PRO:HD3	1.96	0.48
1:E:359:ARG:HG2	1:E:362:ARG:HG3	1.95	0.48
1:E:427:MET:O	1:E:430:ILE:HG12	2.14	0.48
1:F:111:GLY:CA	1:F:170:PRO:HG3	2.43	0.48
1:F:131:PHE:CG	1:F:135:LEU:HD12	2.49	0.48
1:A:131:PHE:CG	1:A:135:LEU:HD12	2.49	0.48
1:A:283:GLU:OE2	1:A:324:ILE:HD13	2.13	0.48
1:A:359:ARG:HG2	1:A:362:ARG:HG3	1.95	0.48
1:A:371:ILE:HD11	1:A:466:GLU:HB3	1.96	0.48
1:B:126:ILE:HG22	1:B:439:ALA:CB	2.44	0.48
1:C:126:ILE:CA	1:C:439:ALA:CB	2.51	0.48
1:C:126:ILE:HG22	1:C:439:ALA:CB	2.44	0.48
1:D:134:TYR:CD2	1:D:163:PHE:HZ	2.31	0.48
1:D:598:ASP:N	1:D:598:ASP:OD1	2.46	0.48
1:D:624:ASN:O	1:D:626:PRO:HD3	2.13	0.48
1:D:649:ASP:O	1:D:653:ARG:N	2.46	0.48
1:E:406:HIS:ND1	1:E:410:ASP:HB3	2.29	0.48
1:A:81:LYS:HA	1:A:82:ILE:HD12	1.95	0.47
1:A:267:PHE:HE2	1:A:289:ALA:CA	2.27	0.47
1:A:604:ILE:O	1:A:608:MET:HG3	2.14	0.47
1:B:54:GLY:HA2	1:B:70:ILE:HG23	1.94	0.47
1:B:537:ALA:HB2	3:B:1001:OJA:H18	1.96	0.47
1:C:371:ILE:HD11	1:C:466:GLU:HB3	1.96	0.47
1:C:624:ASN:O	1:C:626:PRO:HD3	2.13	0.47
1:D:269:ILE:CG2	1:D:274:ILE:CD1	2.82	0.47
1:D:484:ASP:OD1	1:D:485:VAL:N	2.43	0.47
1:F:427:MET:O	1:F:430:ILE:HG12	2.14	0.47
1:F:598:ASP:N	1:F:598:ASP:OD1	2.46	0.47
2:B:807:ADP:H8	2:B:807:ADP:H5'2	1.78	0.47

Continued on next page...

Continued from previous page...

Atom-1	Atom-2	Interatomic distance (Å)	Clash overlap (Å)
1:F:430:ILE:HG13	1:F:431:ASP:N	2.30	0.47
1:A:365:ARG:NH1	1:B:460:ASN:HD22	2.13	0.47
1:B:430:ILE:HG13	1:B:431:ASP:N	2.30	0.47
1:B:517:TYR:HB2	1:B:626:PRO:HG3	1.95	0.47
1:B:604:ILE:O	1:B:608:MET:HG3	2.14	0.47
1:B:745:ARG:NH2	1:B:749:ASP:OD1	2.46	0.47
1:C:267:PHE:HE2	1:C:289:ALA:CA	2.27	0.47
1:C:427:MET:O	1:C:430:ILE:HG12	2.14	0.47
1:F:647:LEU:HD11	1:F:752:ILE:CD1	2.29	0.47
1:C:136:LYS:HB3	1:C:137:PRO:HD3	1.96	0.47
1:C:430:ILE:HG13	1:C:431:ASP:N	2.30	0.47
1:D:126:ILE:HG22	1:D:439:ALA:CB	2.44	0.47
1:E:286:LEU:O	1:E:289:ALA:HB3	2.15	0.47
1:A:430:ILE:HG13	1:A:431:ASP:N	2.30	0.47
1:A:598:ASP:N	1:A:598:ASP:OD1	2.46	0.47
1:A:649:ASP:O	1:A:653:ARG:N	2.46	0.47
1:B:27:ILE:H	1:B:82:ILE:CD1	2.25	0.47
1:B:312:LYS:CE	1:B:321:GLU:CG	2.87	0.47
1:B:513:GLY:CA	1:B:639:LEU:CD2	2.89	0.47
1:D:267:PHE:HE2	1:D:289:ALA:CA	2.27	0.47
1:E:134:TYR:CD2	1:E:163:PHE:HZ	2.32	0.47
1:E:267:PHE:HE2	1:E:289:ALA:CA	2.28	0.47
1:F:371:ILE:HD11	1:F:466:GLU:HB3	1.96	0.47
1:A:537:ALA:HB2	3:A:1001:OJA:H18	1.96	0.47
1:B:383:ILE:HD12	1:B:386:LYS:HE3	1.96	0.47
1:C:126:ILE:HD13	1:C:130:LEU:CD2	2.35	0.47
1:D:81:LYS:HA	1:D:82:ILE:HD12	1.94	0.47
1:D:130:LEU:HD12	1:D:131:PHE:HD1	1.61	0.47
1:D:158:MET:HG2	1:D:388:MET:SD	2.55	0.47
1:D:286:LEU:O	1:D:289:ALA:HB3	2.15	0.47
1:E:126:ILE:HD13	1:E:130:LEU:CD2	2.35	0.47
1:E:604:ILE:O	1:E:608:MET:HG3	2.14	0.47
1:F:286:LEU:O	1:F:289:ALA:HB3	2.15	0.47
1:A:32:ILE:HG22	1:A:83:ARG:NH1	2.30	0.47
1:A:126:ILE:HG22	1:A:439:ALA:CB	2.44	0.47
1:A:158:MET:HG2	1:A:388:MET:SD	2.55	0.47
1:A:383:ILE:HD12	1:A:386:LYS:HE3	1.96	0.47
1:A:427:MET:O	1:A:430:ILE:HG12	2.14	0.47
1:B:427:MET:O	1:B:430:ILE:HG12	2.14	0.47
1:C:286:LEU:O	1:C:289:ALA:HB3	2.15	0.47
1:C:513:GLY:CA	1:C:639:LEU:HD22	2.45	0.47

Continued on next page...

Continued from previous page...

Atom-1	Atom-2	Interatomic distance (Å)	Clash overlap (Å)
1:C:604:ILE:O	1:C:608:MET:HG3	2.14	0.47
1:E:158:MET:HG2	1:E:388:MET:SD	2.55	0.47
1:E:430:ILE:HG13	1:E:431:ASP:N	2.30	0.47
1:E:650:GLU:OE1	1:E:650:GLU:N	2.32	0.47
1:F:126:ILE:HG22	1:F:439:ALA:CB	2.44	0.47
1:F:136:LYS:HB3	1:F:137:PRO:HD3	1.96	0.47
1:F:269:ILE:CG2	1:F:274:ILE:CD1	2.82	0.47
1:F:537:ALA:HB2	3:F:1001:OJA:H18	1.96	0.47
1:A:26:LEU:HD22	1:A:100:ILE:O	2.03	0.47
1:B:513:GLY:HA3	1:B:639:LEU:HA	1.97	0.47
1:D:130:LEU:HA	1:D:133:VAL:HG12	1.97	0.47
1:D:371:ILE:HD11	1:D:466:GLU:HB3	1.96	0.47
1:D:406:HIS:CE1	1:D:461:PRO:CD	2.98	0.47
1:D:604:ILE:O	1:D:608:MET:HG3	2.14	0.47
1:F:32:ILE:HG22	1:F:83:ARG:NH1	2.30	0.47
1:F:158:MET:HG2	1:F:388:MET:SD	2.55	0.47
1:F:359:ARG:HD3	1:F:362:ARG:CZ	2.45	0.47
1:B:32:ILE:HG22	1:B:83:ARG:NH1	2.30	0.47
1:D:393:ASP:OD1	1:D:394:VAL:N	2.47	0.47
1:E:359:ARG:HD3	1:E:362:ARG:CZ	2.45	0.47
1:E:649:ASP:O	1:E:653:ARG:N	2.46	0.47
1:F:26:LEU:CD2	1:F:100:ILE:HG13	2.42	0.47
1:F:130:LEU:HA	1:F:133:VAL:HG12	1.97	0.47
1:F:513:GLY:CA	1:F:639:LEU:HD22	2.45	0.47
1:A:286:LEU:O	1:A:289:ALA:HB3	2.15	0.47
1:B:52:PHE:O	1:B:53:ARG:HB2	2.15	0.47
1:B:267:PHE:HE2	1:B:289:ALA:CA	2.27	0.47
1:B:349:ARG:O	1:B:352:SER:OG	2.26	0.47
1:D:52:PHE:O	1:D:53:ARG:HB2	2.15	0.47
1:D:136:LYS:HB3	1:D:137:PRO:HD3	1.96	0.47
1:E:506:PHE:O	1:F:664:SER:HB3	2.15	0.47
1:A:136:LYS:HB3	1:A:137:PRO:HD3	1.96	0.46
1:A:319:GLU:CG	1:A:322:ARG:HH21	2.21	0.46
1:A:359:ARG:HD3	1:A:362:ARG:CZ	2.45	0.46
1:C:359:ARG:HD3	1:C:362:ARG:CZ	2.45	0.46
1:C:513:GLY:HA3	1:C:639:LEU:HA	1.97	0.46
1:C:607:GLU:HG2	1:D:465:ARG:NH1	2.30	0.46
1:D:682:PHE:HE2	1:D:690:ILE:HD11	1.81	0.46
1:E:371:ILE:HD11	1:E:466:GLU:HB3	1.96	0.46
1:E:513:GLY:CA	1:E:639:LEU:HD22	2.45	0.46
1:F:267:PHE:HE2	1:F:289:ALA:CA	2.27	0.46

Continued on next page...

Continued from previous page...

Atom-1	Atom-2	Interatomic distance (Å)	Clash overlap (Å)
1:A:52:PHE:O	1:A:53:ARG:HB2	2.15	0.46
1:A:127:THR:H	1:A:439:ALA:N	1.92	0.46
1:A:130:LEU:HA	1:A:133:VAL:HG12	1.97	0.46
1:A:131:PHE:HE2	1:A:183:HIS:O	1.98	0.46
1:B:131:PHE:HE2	1:B:183:HIS:O	1.98	0.46
1:C:27:ILE:O	1:C:82:ILE:HD13	2.16	0.46
1:C:514:VAL:HG22	1:C:641:GLN:HB2	1.97	0.46
1:C:761:THR:O	1:D:744:ARG:NH1	2.45	0.46
1:D:32:ILE:HG22	1:D:83:ARG:NH1	2.30	0.46
1:D:131:PHE:HE2	1:D:183:HIS:O	1.98	0.46
1:D:359:ARG:HD3	1:D:362:ARG:CZ	2.45	0.46
1:D:430:ILE:HG13	1:D:431:ASP:N	2.30	0.46
1:E:126:ILE:HG22	1:E:439:ALA:CB	2.44	0.46
1:F:161:VAL:HG22	1:F:162:GLU:H	1.81	0.46
1:F:383:ILE:HD12	1:F:386:LYS:HE3	1.96	0.46
1:A:126:ILE:CA	1:A:439:ALA:CB	2.51	0.46
1:A:513:GLY:HA3	1:A:639:LEU:HA	1.97	0.46
1:B:267:PHE:CE2	1:B:289:ALA:CB	2.91	0.46
1:B:393:ASP:OD1	1:B:394:VAL:N	2.47	0.46
1:C:130:LEU:HA	1:C:133:VAL:HG12	1.97	0.46
1:D:383:ILE:HD12	1:D:386:LYS:HE3	1.96	0.46
1:D:513:GLY:CA	1:D:639:LEU:CD2	2.89	0.46
1:E:131:PHE:HE2	1:E:183:HIS:O	1.98	0.46
1:F:649:ASP:O	1:F:653:ARG:N	2.47	0.46
1:A:513:GLY:CA	1:A:639:LEU:HD22	2.45	0.46
1:B:56:THR:HG23	1:B:68:VAL:CG1	2.46	0.46
1:B:286:LEU:O	1:B:289:ALA:HB3	2.15	0.46
1:D:27:ILE:O	1:D:82:ILE:HD13	2.16	0.46
1:E:52:PHE:O	1:E:53:ARG:HB2	2.15	0.46
1:E:403:THR:CG2	1:E:411:LEU:HD21	2.35	0.46
1:F:27:ILE:O	1:F:82:ILE:HD13	2.16	0.46
1:A:56:THR:HG23	1:A:68:VAL:CG1	2.46	0.46
1:A:460:ASN:HD22	1:F:365:ARG:NH1	2.13	0.46
1:B:682:PHE:HE2	1:B:690:ILE:HD11	1.81	0.46
1:C:513:GLY:CA	1:C:639:LEU:CD2	2.89	0.46
1:D:134:TYR:HD2	1:D:163:PHE:CZ	2.33	0.46
1:E:27:ILE:O	1:E:82:ILE:HD13	2.15	0.46
1:E:598:ASP:OD1	1:E:598:ASP:N	2.46	0.46
1:F:26:LEU:HD11	1:F:100:ILE:HD11	1.98	0.46
1:F:27:ILE:H	1:F:82:ILE:CD1	2.25	0.46
1:A:25:ARG:NE	1:A:45:LYS:HE2	2.31	0.46

Continued on next page...

Continued from previous page...

Atom-1	Atom-2	Interatomic distance (Å)	Clash overlap (Å)
1:A:27:ILE:O	1:A:82:ILE:HD13	2.15	0.46
1:A:682:PHE:HE2	1:A:690:ILE:HD11	1.81	0.46
1:B:127:THR:H	1:B:439:ALA:N	1.92	0.46
1:B:359:ARG:HD3	1:B:362:ARG:CZ	2.45	0.46
1:C:32:ILE:HG22	1:C:83:ARG:NH1	2.30	0.46
1:C:56:THR:HG23	1:C:68:VAL:CG1	2.46	0.46
1:E:32:ILE:HG22	1:E:83:ARG:NH1	2.30	0.46
1:E:383:ILE:HD12	1:E:386:LYS:HE3	1.96	0.46
1:F:25:ARG:NE	1:F:45:LYS:HE2	2.31	0.46
1:A:161:VAL:HG22	1:A:162:GLU:H	1.81	0.46
1:A:206:ILE:HG12	1:A:253:LEU:HD13	1.98	0.46
1:A:292:GLU:HA	1:A:295:LYS:NZ	2.31	0.46
1:B:56:THR:HG23	1:B:68:VAL:HG13	1.98	0.46
1:B:158:MET:HG2	1:B:388:MET:SD	2.55	0.46
1:B:206:ILE:HG12	1:B:253:LEU:HD13	1.98	0.46
1:B:514:VAL:HG22	1:B:641:GLN:HB2	1.97	0.46
1:C:131:PHE:HE2	1:C:183:HIS:O	1.98	0.46
1:C:158:MET:HG2	1:C:388:MET:SD	2.55	0.46
1:C:161:VAL:HG22	1:C:162:GLU:H	1.81	0.46
1:E:91:ASN:ND2	1:E:150:ASP:HB2	2.31	0.46
1:F:35:ASP:N	1:F:35:ASP:OD1	2.49	0.46
1:F:292:GLU:HA	1:F:295:LYS:NZ	2.31	0.46
1:A:485:VAL:HG11	1:A:645:ILE:HD11	1.98	0.46
1:B:27:ILE:O	1:B:82:ILE:HD13	2.16	0.46
1:B:126:ILE:CG2	1:B:134:TYR:CZ	2.99	0.46
1:B:513:GLY:CA	1:B:639:LEU:HD22	2.45	0.46
1:D:506:PHE:O	1:E:664:SER:HB3	2.15	0.46
1:E:25:ARG:NE	1:E:45:LYS:HE2	2.31	0.46
1:E:130:LEU:HA	1:E:133:VAL:HG12	1.97	0.46
1:F:82:ILE:HD12	1:F:82:ILE:N	2.31	0.46
1:F:206:ILE:HG12	1:F:253:LEU:HD13	1.98	0.46
1:F:682:PHE:HE2	1:F:690:ILE:HD11	1.81	0.46
1:B:292:GLU:HA	1:B:295:LYS:NZ	2.31	0.46
1:B:506:PHE:O	1:C:664:SER:HB3	2.16	0.46
1:B:570:ALA:HB1	1:B:616:ASN:HB3	1.98	0.46
1:D:25:ARG:NE	1:D:45:LYS:HE2	2.31	0.46
1:D:312:LYS:HZ3	1:D:316:THR:HA	1.81	0.46
1:D:477:GLU:CB	1:D:662:ARG:NH1	2.79	0.46
1:E:26:LEU:HD11	1:E:100:ILE:HD11	1.98	0.46
1:F:514:VAL:HG22	1:F:641:GLN:HB2	1.97	0.46
1:A:56:THR:HG23	1:A:68:VAL:HG13	1.98	0.46

Continued on next page...

Continued from previous page...

Atom-1	Atom-2	Interatomic distance (Å)	Clash overlap (Å)
1:A:514:VAL:HG22	1:A:641:GLN:HB2	1.97	0.46
1:B:365:ARG:NH1	1:C:460:ASN:HD22	2.14	0.46
1:B:477:GLU:CB	1:B:662:ARG:NH1	2.79	0.46
1:C:25:ARG:NE	1:C:45:LYS:HE2	2.31	0.46
1:C:52:PHE:O	1:C:53:ARG:HB2	2.15	0.46
1:C:134:TYR:HD2	1:C:163:PHE:CZ	2.33	0.46
1:C:319:GLU:CG	1:C:322:ARG:HH21	2.21	0.46
1:C:682:PHE:HE2	1:C:690:ILE:HD11	1.81	0.46
1:D:161:VAL:HG22	1:D:162:GLU:H	1.80	0.46
1:E:27:ILE:H	1:E:82:ILE:CD1	2.25	0.46
1:E:82:ILE:HD12	1:E:82:ILE:N	2.31	0.46
1:F:91:ASN:ND2	1:F:150:ASP:HB2	2.31	0.46
1:F:127:THR:H	1:F:439:ALA:N	1.92	0.46
1:A:26:LEU:HD11	1:A:100:ILE:HD11	1.98	0.45
1:A:82:ILE:HD12	1:A:82:ILE:N	2.31	0.45
1:A:570:ALA:HB1	1:A:616:ASN:HB3	1.98	0.45
1:B:130:LEU:HA	1:B:133:VAL:HG12	1.97	0.45
1:B:161:VAL:HG22	1:B:162:GLU:H	1.81	0.45
1:B:227:PRO:HB3	1:B:340:HIS:CD2	2.51	0.45
1:C:477:GLU:CB	1:C:662:ARG:NH1	2.79	0.45
1:C:738:GLU:OE2	1:C:741:ARG:NH1	2.49	0.45
1:D:56:THR:HG23	1:D:68:VAL:CG1	2.46	0.45
1:D:513:GLY:HA3	1:D:639:LEU:HA	1.97	0.45
1:D:513:GLY:CA	1:D:639:LEU:HD22	2.45	0.45
1:D:514:VAL:HG22	1:D:641:GLN:HB2	1.97	0.45
1:C:312:LYS:HZ2	1:C:316:THR:HA	1.81	0.45
1:C:365:ARG:NH1	1:D:460:ASN:HD22	2.14	0.45
1:D:82:ILE:HD12	1:D:82:ILE:N	2.31	0.45
1:D:218:GLU:OE1	1:E:454:TRP:HZ2	1.99	0.45
1:D:738:GLU:OE2	1:D:741:ARG:NH1	2.49	0.45
1:E:514:VAL:HG22	1:E:641:GLN:HB2	1.97	0.45
1:E:738:GLU:OE2	1:E:741:ARG:NH1	2.49	0.45
1:F:604:ILE:O	1:F:608:MET:HG3	2.14	0.45
1:B:35:ASP:OD1	1:B:35:ASP:N	2.49	0.45
1:C:56:THR:HG23	1:C:68:VAL:HG13	1.98	0.45
1:C:91:ASN:ND2	1:C:150:ASP:HB2	2.31	0.45
1:C:126:ILE:CG2	1:C:134:TYR:CZ	2.99	0.45
1:D:26:LEU:HD11	1:D:100:ILE:HD11	1.98	0.45
1:D:224:LEU:CD2	1:D:298:PRO:HB3	2.46	0.45
1:E:542:ILE:HD12	1:E:562:ILE:HD13	1.98	0.45
1:F:131:PHE:HE2	1:F:183:HIS:O	1.98	0.45

Continued on next page...

Continued from previous page...

Atom-1	Atom-2	Interatomic distance (Å)	Clash overlap (Å)
1:F:224:LEU:CD2	1:F:298:PRO:HB3	2.46	0.45
1:F:227:PRO:HB3	1:F:340:HIS:CD2	2.51	0.45
1:F:650:GLU:OE1	1:F:650:GLU:N	2.32	0.45
1:A:538:ASN:ND2	1:A:569:ALA:O	2.50	0.45
1:B:26:LEU:CD2	1:B:100:ILE:HG13	2.42	0.45
1:B:134:TYR:HD2	1:B:163:PHE:CZ	2.34	0.45
1:B:485:VAL:HG11	1:B:645:ILE:HD11	1.98	0.45
1:C:542:ILE:HD12	1:C:562:ILE:HD13	1.98	0.45
1:E:126:ILE:CG2	1:E:134:TYR:CZ	2.99	0.45
1:E:206:ILE:HG12	1:E:253:LEU:HD13	1.98	0.45
1:E:292:GLU:HA	1:E:295:LYS:NZ	2.31	0.45
1:E:682:PHE:HE2	1:E:690:ILE:HD11	1.81	0.45
1:F:126:ILE:CG2	1:F:134:TYR:CZ	2.99	0.45
1:F:477:GLU:CB	1:F:662:ARG:NH1	2.79	0.45
1:A:227:PRO:HB3	1:A:340:HIS:CD2	2.51	0.45
1:B:126:ILE:CD1	1:B:130:LEU:HD22	2.34	0.45
1:D:126:ILE:CG2	1:D:134:TYR:CZ	2.99	0.45
1:D:292:GLU:HA	1:D:295:LYS:NZ	2.31	0.45
1:D:513:GLY:HA3	1:D:639:LEU:HD22	1.93	0.45
1:E:161:VAL:HG22	1:E:162:GLU:H	1.81	0.45
1:E:227:PRO:HB3	1:E:340:HIS:CD2	2.51	0.45
1:E:477:GLU:CB	1:E:662:ARG:NH1	2.79	0.45
1:F:52:PHE:O	1:F:53:ARG:HB2	2.15	0.45
1:F:56:THR:HG23	1:F:68:VAL:CG1	2.46	0.45
1:F:406:HIS:CE1	1:F:461:PRO:CD	2.98	0.45
1:F:738:GLU:OE2	1:F:741:ARG:NH1	2.49	0.45
1:A:134:TYR:HD2	1:A:163:PHE:CZ	2.33	0.45
1:A:738:GLU:OE2	1:A:741:ARG:NH1	2.49	0.45
1:B:26:LEU:HD11	1:B:100:ILE:HD11	1.98	0.45
1:C:26:LEU:HD11	1:C:100:ILE:HD11	1.98	0.45
1:C:570:ALA:HB1	1:C:616:ASN:HB3	1.98	0.45
1:D:91:ASN:ND2	1:D:150:ASP:HB2	2.31	0.45
1:E:56:THR:HG23	1:E:68:VAL:HG13	1.98	0.45
1:E:56:THR:HG23	1:E:68:VAL:CG1	2.46	0.45
1:E:393:ASP:OD1	1:E:394:VAL:N	2.47	0.45
1:F:485:VAL:HG11	1:F:645:ILE:HD11	1.98	0.45
1:A:126:ILE:CG2	1:A:134:TYR:CZ	2.99	0.45
1:B:312:LYS:HZ2	1:B:316:THR:HA	1.81	0.45
1:B:607:GLU:HG2	1:C:465:ARG:NH1	2.30	0.45
1:B:738:GLU:OE2	1:B:741:ARG:NH1	2.49	0.45
1:C:35:ASP:N	1:C:35:ASP:OD1	2.49	0.45

Continued on next page...

Continued from previous page...

Atom-1	Atom-2	Interatomic distance (Å)	Clash overlap (Å)
1:C:82:ILE:HD12	1:C:82:ILE:N	2.31	0.45
1:C:292:GLU:HA	1:C:295:LYS:NZ	2.31	0.45
1:C:506:PHE:O	1:D:664:SER:HB3	2.16	0.45
1:C:674:PHE:HD1	1:C:677:LYS:HZ3	1.60	0.45
1:D:227:PRO:HB3	1:D:340:HIS:CD2	2.51	0.45
1:E:513:GLY:HA3	1:E:639:LEU:HA	1.97	0.45
1:F:406:HIS:HE1	1:F:459:SER:HB2	1.78	0.45
1:A:406:HIS:HE1	1:A:459:SER:HB2	1.78	0.45
1:B:218:GLU:OE1	1:C:454:TRP:HZ2	1.99	0.45
1:D:538:ASN:ND2	1:D:569:ALA:O	2.50	0.45
1:F:134:TYR:HD2	1:F:163:PHE:CZ	2.33	0.45
1:F:513:GLY:HA3	1:F:639:LEU:HA	1.97	0.45
1:A:393:ASP:OD1	1:A:394:VAL:N	2.47	0.45
1:B:405:GLY:HA3	1:B:464:LEU:HD23	1.99	0.45
1:B:542:ILE:HD12	1:B:562:ILE:HD13	1.98	0.45
1:D:485:VAL:HG11	1:D:645:ILE:HD11	1.98	0.45
1:A:35:ASP:N	1:A:35:ASP:OD1	2.49	0.45
1:C:206:ILE:HG12	1:C:253:LEU:HD13	1.98	0.45
1:C:567:ARG:HH11	1:C:568:GLN:NE2	2.14	0.45
1:F:542:ILE:HD12	1:F:562:ILE:HD13	1.98	0.45
1:A:91:ASN:ND2	1:A:150:ASP:HB2	2.31	0.44
1:A:269:ILE:HD11	1:A:290:PHE:CE1	2.46	0.44
1:B:82:ILE:HD12	1:B:82:ILE:N	2.31	0.44
1:C:312:LYS:CE	1:C:321:GLU:CG	2.87	0.44
1:C:485:VAL:HG11	1:C:645:ILE:HD11	1.98	0.44
1:E:538:ASN:ND2	1:E:569:ALA:O	2.50	0.44
1:E:546:GLU:HA	1:E:549:THR:HG22	2.00	0.44
1:F:119:ILE:HG13	1:F:191:ARG:HB2	1.99	0.44
1:F:570:ALA:HB1	1:F:616:ASN:HB3	1.98	0.44
1:B:406:HIS:CE1	1:B:461:PRO:CD	2.98	0.44
1:C:27:ILE:H	1:C:82:ILE:CD1	2.25	0.44
1:C:405:GLY:HA3	1:C:464:LEU:HD23	1.99	0.44
1:D:56:THR:HG23	1:D:68:VAL:HG13	1.98	0.44
1:D:570:ALA:HB1	1:D:616:ASN:HB3	1.98	0.44
1:E:365:ARG:NH1	1:F:460:ASN:HD22	2.14	0.44
1:F:448:THR:O	1:F:451:ASP:HB2	2.17	0.44
1:B:91:ASN:ND2	1:B:150:ASP:HB2	2.31	0.44
1:C:227:PRO:HB3	1:C:340:HIS:CD2	2.51	0.44
1:C:697:LEU:O	1:C:700:ARG:HB3	2.18	0.44
1:D:35:ASP:N	1:D:35:ASP:OD1	2.49	0.44
1:E:134:TYR:HD2	1:E:163:PHE:CZ	2.33	0.44

Continued on next page...

Continued from previous page...

Atom-1	Atom-2	Interatomic distance (Å)	Clash overlap (Å)
1:F:269:ILE:HD11	1:F:290:PHE:CE1	2.46	0.44
1:F:406:HIS:CD2	1:F:461:PRO:HG3	2.53	0.44
1:F:697:LEU:O	1:F:700:ARG:HB3	2.18	0.44
1:A:477:GLU:CB	1:A:662:ARG:NH1	2.79	0.44
1:A:567:ARG:HH11	1:A:568:GLN:NE2	2.14	0.44
1:B:131:PHE:HB3	1:B:135:LEU:HD12	2.00	0.44
1:B:567:ARG:HH11	1:B:568:GLN:NE2	2.14	0.44
1:C:448:THR:O	1:C:451:ASP:HB2	2.17	0.44
1:E:35:ASP:OD1	1:E:35:ASP:N	2.49	0.44
1:E:119:ILE:HG13	1:E:191:ARG:HB2	1.99	0.44
1:E:218:GLU:OE1	1:F:454:TRP:HZ2	1.99	0.44
1:F:56:THR:HG23	1:F:68:VAL:HG13	1.98	0.44
1:A:224:LEU:HD23	1:A:298:PRO:HB3	2.00	0.44
1:A:406:HIS:CD2	1:A:461:PRO:HG3	2.53	0.44
1:A:448:THR:O	1:A:451:ASP:HB2	2.17	0.44
1:B:406:HIS:HE1	1:B:459:SER:HB2	1.78	0.44
1:B:448:THR:O	1:B:451:ASP:HB2	2.17	0.44
1:C:224:LEU:HD23	1:C:298:PRO:HB3	2.00	0.44
1:C:601:ILE:CG2	1:C:633:ILE:HD11	2.48	0.44
1:D:206:ILE:HG12	1:D:253:LEU:HD13	1.98	0.44
1:D:601:ILE:CG2	1:D:633:ILE:HD11	2.48	0.44
1:D:697:LEU:O	1:D:700:ARG:HB3	2.18	0.44
1:E:131:PHE:HB3	1:E:135:LEU:HD12	2.00	0.44
1:E:405:GLY:HA3	1:E:464:LEU:HD23	1.99	0.44
1:E:601:ILE:CG2	1:E:633:ILE:HD11	2.48	0.44
1:F:224:LEU:HD23	1:F:298:PRO:HB3	2.00	0.44
1:A:119:ILE:HG13	1:A:191:ARG:HB2	1.99	0.44
1:A:542:ILE:HD12	1:A:562:ILE:HD13	1.98	0.44
1:A:697:LEU:O	1:A:700:ARG:HB3	2.18	0.44
3:B:1001:OJA:H031	3:B:1001:OJA:H052	1.82	0.44
1:C:373:ASP:HB2	1:C:470:GLU:CD	2.38	0.44
1:D:365:ARG:NH1	1:E:460:ASN:HD22	2.15	0.44
1:E:224:LEU:HD23	1:E:298:PRO:HB3	2.00	0.44
1:E:319:GLU:CG	1:E:322:ARG:HH21	2.21	0.44
1:E:448:THR:O	1:E:451:ASP:HB2	2.17	0.44
1:F:393:ASP:OD1	1:F:394:VAL:N	2.47	0.44
1:A:405:GLY:HA3	1:A:464:LEU:HD23	1.99	0.44
1:B:406:HIS:CD2	1:B:461:PRO:HG3	2.53	0.44
1:B:538:ASN:ND2	1:B:569:ALA:O	2.50	0.44
1:D:448:THR:O	1:D:451:ASP:HB2	2.17	0.44
1:E:406:HIS:CD2	1:E:461:PRO:HG3	2.53	0.44

Continued on next page...

Continued from previous page...

Atom-1	Atom-2	Interatomic distance (Å)	Clash overlap (Å)
1:E:485:VAL:HG11	1:E:645:ILE:HD11	1.98	0.44
1:E:570:ALA:HB1	1:E:616:ASN:HB3	1.98	0.44
1:E:697:LEU:O	1:E:700:ARG:HB3	2.18	0.44
1:F:601:ILE:CG2	1:F:633:ILE:HD11	2.48	0.44
1:B:25:ARG:NE	1:B:45:LYS:HE2	2.31	0.44
1:B:697:LEU:O	1:B:700:ARG:HB3	2.18	0.44
1:D:373:ASP:HB2	1:D:470:GLU:CD	2.38	0.44
1:D:546:GLU:HA	1:D:549:THR:HG22	2.00	0.44
1:B:224:LEU:HD23	1:B:298:PRO:HB3	2.00	0.44
1:C:218:GLU:OE1	1:D:454:TRP:HZ2	2.00	0.44
1:C:406:HIS:CD2	1:C:461:PRO:HG3	2.53	0.44
1:C:685:ALA:HB2	2:C:900:ADP:H5'1	2.00	0.44
1:D:224:LEU:HD23	1:D:298:PRO:HB3	2.00	0.44
1:D:354:ASP:OD1	1:D:355:PRO:HD2	2.18	0.44
1:D:542:ILE:HD12	1:D:562:ILE:HD13	1.98	0.44
1:E:307:ASP:O	1:E:311:PRO:HG3	2.18	0.44
1:E:354:ASP:OD1	1:E:355:PRO:HD2	2.18	0.44
1:F:405:GLY:HA3	1:F:464:LEU:HD23	1.99	0.44
1:A:127:THR:HG22	1:A:438:ASP:CG	2.39	0.43
1:A:131:PHE:HB3	1:A:135:LEU:HD12	2.00	0.43
1:B:119:ILE:HG13	1:B:191:ARG:HB2	1.99	0.43
1:C:25:ARG:NH2	1:C:45:LYS:HE2	2.33	0.43
1:C:131:PHE:CD1	1:C:131:PHE:N	2.85	0.43
1:D:98:ASP:OD1	1:D:99:VAL:N	2.49	0.43
1:D:612:SER:C	1:D:613:THR:HG1	2.10	0.43
1:D:685:ALA:HB2	2:D:900:ADP:H5'1	2.00	0.43
1:E:100:ILE:CD1	1:E:102:ILE:HD11	2.48	0.43
1:E:373:ASP:HB2	1:E:470:GLU:CD	2.38	0.43
1:E:472:PRO:HD3	1:E:539:PHE:HB2	2.00	0.43
1:E:510:PRO:HG2	1:E:614:LYS:CD	2.48	0.43
1:E:685:ALA:HB2	2:E:900:ADP:H5'1	2.00	0.43
1:F:546:GLU:HA	1:F:549:THR:HG22	2.00	0.43
1:A:27:ILE:HB	1:A:81:LYS:HG2	2.00	0.43
1:B:373:ASP:HB2	1:B:470:GLU:CD	2.38	0.43
1:C:27:ILE:HB	1:C:81:LYS:HG2	2.00	0.43
1:C:40:SER:HA	1:C:72:LEU:O	2.19	0.43
1:C:100:ILE:HG13	1:C:100:ILE:H	1.73	0.43
1:D:25:ARG:NH2	1:D:45:LYS:HE2	2.33	0.43
1:D:27:ILE:HB	1:D:81:LYS:HG2	2.01	0.43
1:D:40:SER:HA	1:D:72:LEU:O	2.19	0.43
1:D:131:PHE:HB3	1:D:135:LEU:HD12	2.00	0.43

Continued on next page...

Continued from previous page...

Atom-1	Atom-2	Interatomic distance (Å)	Clash overlap (Å)
1:E:224:LEU:O	1:E:298:PRO:HG3	2.18	0.43
1:E:406:HIS:HE1	1:E:459:SER:HB2	1.78	0.43
1:F:307:ASP:O	1:F:311:PRO:HG3	2.18	0.43
1:F:510:PRO:HG2	1:F:614:LYS:CD	2.48	0.43
3:A:1001:OJA:H011	3:A:1001:OJA:H341	1.81	0.43
1:C:354:ASP:OD1	1:C:355:PRO:HD2	2.18	0.43
1:D:112:LYS:HB3	1:D:113:ARG:HG2	2.00	0.43
1:D:119:ILE:HG13	1:D:191:ARG:HB2	1.99	0.43
1:D:751:ASP:O	1:D:754:LYS:N	2.52	0.43
1:A:406:HIS:CE1	1:A:461:PRO:CD	2.98	0.43
1:B:27:ILE:HB	1:B:81:LYS:HG2	2.01	0.43
1:B:127:THR:HG22	1:B:438:ASP:CG	2.39	0.43
1:B:472:PRO:HD3	1:B:539:PHE:HB2	2.00	0.43
1:B:601:ILE:CG2	1:B:633:ILE:HD11	2.48	0.43
1:C:100:ILE:CD1	1:C:102:ILE:HD11	2.48	0.43
1:C:472:PRO:HD3	1:C:539:PHE:HB2	2.00	0.43
1:D:567:ARG:HH11	1:D:568:GLN:NE2	2.14	0.43
1:E:406:HIS:CE1	1:E:461:PRO:CD	2.98	0.43
1:F:100:ILE:CD1	1:F:102:ILE:HD11	2.48	0.43
1:A:100:ILE:CD1	1:A:102:ILE:HD11	2.48	0.43
1:A:510:PRO:HG2	1:A:614:LYS:CD	2.48	0.43
1:B:25:ARG:NH2	1:B:45:LYS:HE2	2.33	0.43
1:B:40:SER:HA	1:B:72:LEU:O	2.19	0.43
1:C:614:LYS:HB2	3:C:1001:OJA:C27	2.49	0.43
1:E:27:ILE:HB	1:E:81:LYS:HG2	2.01	0.43
1:E:112:LYS:HB3	1:E:113:ARG:HG2	2.00	0.43
1:E:546:GLU:O	1:E:549:THR:HG22	2.19	0.43
1:F:27:ILE:HB	1:F:81:LYS:HG2	2.00	0.43
1:F:354:ASP:OD1	1:F:355:PRO:HD2	2.18	0.43
1:F:472:PRO:HD3	1:F:539:PHE:HB2	2.00	0.43
1:A:40:SER:HA	1:A:72:LEU:O	2.19	0.43
1:C:89:ARG:NH2	1:C:203:TYR:HE1	2.17	0.43
1:C:224:LEU:O	1:C:298:PRO:HG3	2.18	0.43
1:C:510:PRO:HG2	1:C:614:LYS:CD	2.48	0.43
1:D:89:ARG:NH2	1:D:203:TYR:HE1	2.17	0.43
1:D:127:THR:HB	1:D:438:ASP:CG	2.39	0.43
1:D:224:LEU:O	1:D:298:PRO:HG3	2.18	0.43
1:D:406:HIS:CD2	1:D:461:PRO:HG3	2.53	0.43
1:E:25:ARG:NH2	1:E:45:LYS:HE2	2.33	0.43
1:E:26:LEU:CD2	1:E:100:ILE:HG13	2.42	0.43
1:E:607:GLU:HG2	1:F:465:ARG:NH1	2.30	0.43

Continued on next page...

Continued from previous page...

Atom-1	Atom-2	Interatomic distance (Å)	Clash overlap (Å)
1:F:224:LEU:O	1:F:298:PRO:HG3	2.18	0.43
1:A:115:HIS:HB3	1:A:167:GLU:O	2.19	0.43
1:A:123:VAL:HG13	1:A:124:GLU:HG2	2.01	0.43
1:A:224:LEU:CD2	1:A:298:PRO:HB3	2.46	0.43
1:A:224:LEU:O	1:A:298:PRO:HG3	2.18	0.43
1:A:546:GLU:O	1:A:549:THR:HG22	2.19	0.43
1:B:546:GLU:O	1:B:549:THR:HG22	2.19	0.43
1:B:685:ALA:HB2	2:B:900:ADP:H5'1	2.00	0.43
1:C:131:PHE:HB3	1:C:135:LEU:HD12	2.00	0.43
1:D:100:ILE:CD1	1:D:102:ILE:HD11	2.48	0.43
1:D:307:ASP:O	1:D:311:PRO:HG3	2.18	0.43
1:D:510:PRO:HG2	1:D:614:LYS:CD	2.48	0.43
1:E:127:THR:HB	1:E:438:ASP:CG	2.39	0.43
1:F:546:GLU:O	1:F:549:THR:HG22	2.19	0.43
1:A:349:ARG:O	1:A:352:SER:OG	2.26	0.43
1:A:354:ASP:OD1	1:A:355:PRO:HD2	2.18	0.43
1:A:472:PRO:HD3	1:A:539:PHE:HB2	2.00	0.43
1:A:546:GLU:HA	1:A:549:THR:HG22	2.00	0.43
1:B:100:ILE:CD1	1:B:102:ILE:HD11	2.48	0.43
1:B:510:PRO:HG2	1:B:614:LYS:CD	2.48	0.43
1:B:546:GLU:HA	1:B:549:THR:HG22	2.00	0.43
1:B:614:LYS:HB2	3:B:1001:OJA:C27	2.49	0.43
1:B:751:ASP:O	1:B:754:LYS:N	2.52	0.43
1:C:119:ILE:HG13	1:C:191:ARG:HB2	1.99	0.43
1:D:224:LEU:HD23	1:D:298:PRO:CB	2.48	0.43
1:E:131:PHE:CD1	1:E:131:PHE:N	2.85	0.43
1:E:751:ASP:O	1:E:754:LYS:N	2.52	0.43
1:A:503:PHE:CD2	1:B:699:ILE:HD13	2.54	0.43
1:A:601:ILE:CG2	1:A:633:ILE:HD11	2.48	0.43
1:B:354:ASP:OD1	1:B:355:PRO:HD2	2.18	0.43
1:B:517:TYR:CE2	1:B:758:PHE:CD2	3.07	0.43
1:C:98:ASP:OD1	1:C:99:VAL:N	2.49	0.43
1:D:144:ARG:O	1:D:146:ILE:HG12	2.19	0.43
1:E:40:SER:HA	1:E:72:LEU:O	2.19	0.43
1:E:144:ARG:O	1:E:146:ILE:HG12	2.19	0.43
1:F:131:PHE:HB3	1:F:135:LEU:HD12	2.00	0.43
1:F:144:ARG:O	1:F:146:ILE:HG12	2.19	0.43
1:F:373:ASP:HB2	1:F:470:GLU:CD	2.38	0.43
1:A:112:LYS:HB3	1:A:113:ARG:HG2	2.00	0.43
1:A:307:ASP:O	1:A:311:PRO:HG3	2.18	0.43
1:B:217:LYS:HE2	1:B:261:GLU:OE2	2.19	0.43

Continued on next page...

Continued from previous page...

Atom-1	Atom-2	Interatomic distance (Å)	Clash overlap (Å)
1:C:127:THR:HG22	1:C:438:ASP:CG	2.39	0.43
1:C:210:ARG:HG3	1:C:212:GLN:CG	2.41	0.43
1:C:217:LYS:HE2	1:C:261:GLU:OE2	2.19	0.43
1:C:751:ASP:O	1:C:754:LYS:N	2.52	0.43
1:D:349:ARG:O	1:D:352:SER:OG	2.26	0.43
1:D:546:GLU:O	1:D:549:THR:HG22	2.19	0.43
1:F:25:ARG:NH2	1:F:45:LYS:HE2	2.33	0.43
1:F:112:LYS:HB3	1:F:113:ARG:HG2	2.00	0.43
1:F:685:ALA:HB2	2:F:900:ADP:H5'1	2.00	0.43
1:A:127:THR:HB	1:A:438:ASP:CG	2.39	0.42
1:A:230:PHE:CE2	1:A:237:PRO:HB3	2.54	0.42
1:A:373:ASP:HB2	1:A:470:GLU:CD	2.38	0.42
1:A:517:TYR:CE2	1:A:758:PHE:CD2	3.07	0.42
1:A:664:SER:HB3	1:F:506:PHE:O	2.18	0.42
1:A:751:ASP:O	1:A:754:LYS:N	2.52	0.42
1:B:89:ARG:NH2	1:B:203:TYR:HE1	2.17	0.42
1:B:127:THR:HB	1:B:438:ASP:CG	2.39	0.42
1:B:131:PHE:CD1	1:B:131:PHE:N	2.85	0.42
1:B:230:PHE:CE2	1:B:237:PRO:HB3	2.54	0.42
1:C:406:HIS:CE1	1:C:461:PRO:CD	2.98	0.42
1:E:89:ARG:NH2	1:E:203:TYR:HE1	2.17	0.42
2:E:807:ADP:C8	2:E:807:ADP:H5'1	2.54	0.42
1:F:119:ILE:O	1:F:120:ASP:HB3	2.19	0.42
1:F:123:VAL:HG13	1:F:124:GLU:HG2	2.01	0.42
1:F:131:PHE:CD1	1:F:131:PHE:N	2.85	0.42
1:F:519:PRO:O	4:F:2006:HOH:O	2.22	0.42
1:F:538:ASN:ND2	1:F:569:ALA:O	2.50	0.42
1:F:751:ASP:O	1:F:754:LYS:N	2.52	0.42
1:A:25:ARG:NH2	1:A:45:LYS:HE2	2.33	0.42
1:A:502:LYS:NZ	1:B:702:SER:OG	2.37	0.42
1:A:607:GLU:HG2	1:B:465:ARG:NH1	2.31	0.42
1:A:685:ALA:HB2	2:A:900:ADP:H5'1	2.00	0.42
1:B:224:LEU:O	1:B:298:PRO:HG3	2.18	0.42
1:B:286:LEU:HD23	1:B:331:LEU:CD1	2.49	0.42
1:C:406:HIS:HE1	1:C:459:SER:HB2	1.78	0.42
2:C:807:ADP:C8	2:C:807:ADP:H5'1	2.54	0.42
1:D:115:HIS:HB3	1:D:167:GLU:O	2.19	0.42
1:D:405:GLY:HA3	1:D:464:LEU:HD23	1.99	0.42
1:E:119:ILE:CD1	1:E:191:ARG:HB2	2.50	0.42
1:F:115:HIS:HB3	1:F:167:GLU:O	2.19	0.42
1:F:127:THR:HB	1:F:438:ASP:CG	2.39	0.42

Continued on next page...

Continued from previous page...

Atom-1	Atom-2	Interatomic distance (Å)	Clash overlap (Å)
1:A:89:ARG:NH2	1:A:203:TYR:HE1	2.17	0.42
1:A:119:ILE:CD1	1:A:191:ARG:HB2	2.50	0.42
1:A:131:PHE:CD1	1:A:131:PHE:N	2.85	0.42
1:A:147:ARG:CZ	1:A:150:ASP:HB3	2.50	0.42
1:A:269:ILE:CG2	1:A:274:ILE:CD1	2.82	0.42
1:B:119:ILE:CD1	1:B:191:ARG:HB2	2.49	0.42
1:B:144:ARG:O	1:B:146:ILE:HG12	2.19	0.42
1:B:147:ARG:CZ	1:B:150:ASP:HB3	2.49	0.42
1:C:127:THR:HB	1:C:438:ASP:CG	2.39	0.42
1:C:230:PHE:CE2	1:C:237:PRO:HB3	2.54	0.42
1:C:307:ASP:O	1:C:311:PRO:HG3	2.18	0.42
1:C:402:GLU:CG	1:C:456:LEU:HD22	2.32	0.42
1:D:127:THR:HG22	1:D:438:ASP:CG	2.39	0.42
1:D:217:LYS:HE2	1:D:261:GLU:OE2	2.19	0.42
2:D:807:ADP:C8	2:D:807:ADP:H5'1	2.54	0.42
1:E:98:ASP:OD1	1:E:99:VAL:N	2.49	0.42
1:E:229:LEU:O	1:E:233:ILE:HG22	2.20	0.42
1:E:312:LYS:CE	1:E:321:GLU:CG	2.87	0.42
1:F:89:ARG:NH2	1:F:203:TYR:HE1	2.17	0.42
3:F:1001:OJA:H031	3:F:1001:OJA:H052	1.83	0.42
1:A:26:LEU:CD2	1:A:100:ILE:HG13	2.42	0.42
1:A:144:ARG:O	1:A:146:ILE:HG12	2.19	0.42
1:A:465:ARG:NH1	1:F:607:GLU:HG2	2.30	0.42
1:B:115:HIS:HB3	1:B:167:GLU:O	2.19	0.42
1:C:144:ARG:O	1:C:146:ILE:HG12	2.19	0.42
1:C:229:LEU:O	1:C:233:ILE:HG22	2.19	0.42
1:C:538:ASN:ND2	1:C:569:ALA:O	2.50	0.42
1:C:546:GLU:HA	1:C:549:THR:HG22	2.00	0.42
1:D:472:PRO:HD3	1:D:539:PHE:HB2	2.00	0.42
2:F:807:ADP:C8	2:F:807:ADP:H5'1	2.54	0.42
1:A:120:ASP:HA	1:A:191:ARG:H	1.85	0.42
1:A:614:LYS:HB2	3:A:1001:OJA:C27	2.49	0.42
1:B:519:PRO:O	4:B:2006:HOH:O	2.22	0.42
1:C:517:TYR:CE2	1:C:758:PHE:CD2	3.07	0.42
1:D:229:LEU:O	1:D:233:ILE:HG22	2.20	0.42
1:F:40:SER:HA	1:F:72:LEU:O	2.19	0.42
1:A:217:LYS:HE2	1:A:261:GLU:OE2	2.19	0.42
1:B:229:LEU:O	1:B:233:ILE:HG22	2.20	0.42
1:B:307:ASP:O	1:B:311:PRO:HG3	2.18	0.42
1:C:112:LYS:HB3	1:C:113:ARG:HG2	2.00	0.42
1:C:286:LEU:HD23	1:C:331:LEU:CD1	2.49	0.42

Continued on next page...

Continued from previous page...

Atom-1	Atom-2	Interatomic distance (Å)	Clash overlap (Å)
1:D:406:HIS:HE1	1:D:459:SER:HB2	1.78	0.42
1:D:614:LYS:HB2	3:D:1001:OJA:C27	2.49	0.42
1:E:123:VAL:HG13	1:E:124:GLU:HG2	2.01	0.42
1:E:406:HIS:CE1	1:E:461:PRO:HG3	2.55	0.42
1:E:482:LEU:O	1:E:486:LYS:CG	2.48	0.42
1:F:230:PHE:CE2	1:F:237:PRO:HB3	2.54	0.42
1:A:119:ILE:O	1:A:120:ASP:HB3	2.19	0.42
1:A:286:LEU:HD23	1:A:331:LEU:CD1	2.49	0.42
1:C:120:ASP:HA	1:C:191:ARG:H	1.85	0.42
1:D:406:HIS:CE1	1:D:461:PRO:HG3	2.54	0.42
1:D:560:ARG:HE	1:E:465:ARG:NH1	2.18	0.42
1:D:601:ILE:HG23	1:D:633:ILE:HD11	2.02	0.42
1:E:286:LEU:HD23	1:E:331:LEU:CD1	2.49	0.42
1:F:119:ILE:CD1	1:F:191:ARG:HB2	2.49	0.42
1:F:120:ASP:HA	1:F:191:ARG:H	1.85	0.42
1:F:147:ARG:CZ	1:F:150:ASP:HB3	2.49	0.42
1:F:406:HIS:CE1	1:F:461:PRO:HG3	2.55	0.42
1:A:508:MET:HG3	1:B:692:GLN:HE22	1.84	0.42
1:C:546:GLU:O	1:C:549:THR:HG22	2.19	0.42
1:D:123:VAL:HG13	1:D:124:GLU:HG2	2.01	0.42
1:D:286:LEU:HD23	1:D:331:LEU:CD1	2.49	0.42
1:E:120:ASP:HA	1:E:191:ARG:H	1.85	0.42
1:E:224:LEU:HD11	1:E:342:ILE:HG12	2.02	0.42
1:E:517:TYR:CE2	1:E:758:PHE:CD2	3.07	0.42
1:E:754:LYS:HA	1:E:757:MET:CE	2.49	0.42
1:F:100:ILE:HG13	1:F:100:ILE:H	1.73	0.42
1:F:229:LEU:O	1:F:233:ILE:HG22	2.20	0.42
1:F:312:LYS:CE	1:F:321:GLU:CG	2.87	0.42
1:A:454:TRP:HZ2	1:F:218:GLU:OE1	2.03	0.42
3:C:1001:OJA:H011	3:C:1001:OJA:H341	1.81	0.42
1:D:230:PHE:CE2	1:D:237:PRO:HB3	2.54	0.42
1:D:517:TYR:CE2	1:D:758:PHE:CD2	3.07	0.42
1:E:216:ILE:O	1:E:220:VAL:HG22	2.20	0.42
1:F:267:PHE:CE2	1:F:289:ALA:CB	2.91	0.42
1:A:100:ILE:HG13	1:A:100:ILE:H	1.73	0.42
1:A:267:PHE:CE2	1:A:289:ALA:CB	2.91	0.42
1:A:612:SER:HB3	1:B:464:LEU:CD2	2.50	0.42
1:B:120:ASP:HA	1:B:191:ARG:H	1.85	0.42
1:B:670:VAL:HG23	1:B:733:ARG:CD	2.50	0.42
2:B:807:ADP:C8	2:B:807:ADP:H5'1	2.54	0.42
1:C:115:HIS:HB3	1:C:167:GLU:O	2.19	0.42

Continued on next page...

Continued from previous page...

Atom-1	Atom-2	Interatomic distance (Å)	Clash overlap (Å)
1:C:393:ASP:OD1	1:C:394:VAL:N	2.47	0.42
1:C:601:ILE:HG23	1:C:633:ILE:HD11	2.02	0.42
1:D:119:ILE:O	1:D:120:ASP:HB3	2.20	0.42
1:D:477:GLU:HB3	1:D:662:ARG:NH1	2.35	0.42
1:E:230:PHE:CE2	1:E:237:PRO:HB3	2.54	0.42
1:F:614:LYS:HB2	3:F:1001:OJA:C27	2.49	0.42
1:A:519:PRO:O	4:A:2006:HOH:O	2.22	0.41
1:A:670:VAL:HG23	1:A:733:ARG:CD	2.50	0.41
1:A:754:LYS:HA	1:A:757:MET:CE	2.49	0.41
1:C:386:LYS:HB3	1:C:386:LYS:HE2	1.83	0.41
1:D:607:GLU:HG2	1:E:465:ARG:NH1	2.30	0.41
1:E:119:ILE:O	1:E:120:ASP:HB3	2.20	0.41
1:E:477:GLU:HB3	1:E:662:ARG:NH1	2.35	0.41
1:E:614:LYS:HB2	3:E:1001:OJA:C27	2.49	0.41
1:F:26:LEU:HD22	1:F:100:ILE:O	2.02	0.41
1:F:517:TYR:CE2	1:F:758:PHE:CD2	3.07	0.41
1:B:112:LYS:HB3	1:B:113:ARG:HG2	2.00	0.41
1:B:119:ILE:O	1:B:120:ASP:HB3	2.20	0.41
1:B:406:HIS:CE1	1:B:461:PRO:HG3	2.55	0.41
1:C:119:ILE:CD1	1:C:191:ARG:HB2	2.50	0.41
1:C:119:ILE:O	1:C:120:ASP:HB3	2.20	0.41
1:C:312:LYS:NZ	1:C:317:HIS:O	2.53	0.41
1:C:477:GLU:HB3	1:C:662:ARG:NH1	2.35	0.41
1:C:560:ARG:HE	1:D:465:ARG:NH1	2.18	0.41
1:D:224:LEU:HD11	1:D:342:ILE:HG12	2.02	0.41
1:D:503:PHE:CD2	1:E:699:ILE:HD13	2.55	0.41
1:E:503:PHE:CD2	1:F:699:ILE:HD13	2.55	0.41
1:F:217:LYS:HE2	1:F:261:GLU:OE2	2.19	0.41
1:C:286:LEU:CD2	1:C:331:LEU:CD1	2.99	0.41
1:C:670:VAL:HG23	1:C:733:ARG:CD	2.50	0.41
1:E:217:LYS:HE2	1:E:261:GLU:OE2	2.19	0.41
1:F:286:LEU:HD23	1:F:331:LEU:CD1	2.49	0.41
1:F:670:VAL:HG23	1:F:733:ARG:CD	2.50	0.41
1:A:312:LYS:NZ	1:A:317:HIS:O	2.53	0.41
2:A:807:ADP:C8	2:A:807:ADP:H5'1	2.54	0.41
1:B:126:ILE:HG22	1:B:439:ALA:HB1	2.03	0.41
1:B:520:PRO:HD2	1:B:747:VAL:HG22	2.02	0.41
1:C:81:LYS:C	1:C:82:ILE:HD12	2.41	0.41
1:D:119:ILE:CD1	1:D:191:ARG:HB2	2.50	0.41
1:D:446:ALA:O	1:D:448:THR:HG23	2.21	0.41
1:F:126:ILE:HG22	1:F:439:ALA:HB1	2.03	0.41

Continued on next page...

Continued from previous page...

Atom-1	Atom-2	Interatomic distance (Å)	Clash overlap (Å)
1:F:224:LEU:HD11	1:F:342:ILE:HG12	2.02	0.41
1:F:349:ARG:O	1:F:352:SER:OG	2.26	0.41
1:A:126:ILE:HD13	1:A:130:LEU:CG	2.42	0.41
1:B:477:GLU:HB3	1:B:662:ARG:NH1	2.35	0.41
1:C:147:ARG:CZ	1:C:150:ASP:HB3	2.49	0.41
1:C:406:HIS:CE1	1:C:461:PRO:HG3	2.55	0.41
1:D:81:LYS:C	1:D:82:ILE:HD12	2.41	0.41
1:D:131:PHE:CD1	1:D:131:PHE:N	2.85	0.41
1:D:520:PRO:HD2	1:D:747:VAL:HG22	2.02	0.41
1:D:670:VAL:HG23	1:D:733:ARG:CD	2.50	0.41
1:E:670:VAL:HG23	1:E:733:ARG:CD	2.50	0.41
1:F:216:ILE:O	1:F:220:VAL:HG22	2.20	0.41
1:A:229:LEU:O	1:A:233:ILE:HG22	2.20	0.41
1:C:126:ILE:HG22	1:C:439:ALA:HB1	2.03	0.41
1:D:255:ALA:HB1	1:D:266:PHE:CE1	2.50	0.41
1:E:115:HIS:HB3	1:E:167:GLU:O	2.19	0.41
1:E:126:ILE:HG22	1:E:439:ALA:HB1	2.03	0.41
1:E:753:ARG:H	1:E:753:ARG:HG3	1.73	0.41
1:F:754:LYS:HA	1:F:757:MET:CE	2.49	0.41
1:B:126:ILE:HD13	1:B:130:LEU:CG	2.42	0.41
1:B:414:LEU:HD12	1:B:455:ALA:HB1	2.03	0.41
1:D:100:ILE:HG13	1:D:100:ILE:H	1.73	0.41
1:D:216:ILE:O	1:D:220:VAL:HG22	2.20	0.41
1:E:519:PRO:O	4:E:2006:HOH:O	2.22	0.41
1:E:601:ILE:HG23	1:E:633:ILE:HD11	2.02	0.41
1:F:286:LEU:CD2	1:F:331:LEU:CD1	2.99	0.41
1:A:224:LEU:HD11	1:A:342:ILE:HG12	2.02	0.41
1:A:601:ILE:HG23	1:A:633:ILE:HD11	2.02	0.41
1:B:81:LYS:C	1:B:82:ILE:HD12	2.41	0.41
1:B:98:ASP:OD1	1:B:99:VAL:N	2.49	0.41
1:B:491:GLU:OE1	1:B:495:TYR:CE2	2.74	0.41
1:C:52:PHE:O	1:C:53:ARG:CB	2.69	0.41
1:C:123:VAL:HG13	1:C:124:GLU:HG2	2.01	0.41
1:D:120:ASP:HA	1:D:191:ARG:H	1.85	0.41
3:D:1001:OJA:H011	3:D:1001:OJA:H341	1.81	0.41
1:E:127:THR:H	1:E:439:ALA:N	1.92	0.41
1:E:255:ALA:HB1	1:E:266:PHE:CE1	2.50	0.41
1:E:560:ARG:HE	1:F:465:ARG:NH1	2.18	0.41
1:F:567:ARG:HH11	1:F:568:GLN:NE2	2.14	0.41
1:A:126:ILE:HG22	1:A:439:ALA:HB1	2.03	0.41
1:A:286:LEU:CD2	1:A:331:LEU:CD1	2.99	0.41

Continued on next page...

Continued from previous page...

Atom-1	Atom-2	Interatomic distance (Å)	Clash overlap (Å)
1:A:521:GLY:O	2:A:900:ADP:H8	2.04	0.41
1:A:524:LYS:HE2	4:A:2006:HOH:O	2.21	0.41
1:B:108:VAL:HA	1:B:173:TYR:HE1	1.86	0.41
1:B:251:LYS:HD2	1:B:346:ALA:HB1	2.03	0.41
1:B:503:PHE:CD2	1:C:699:ILE:HD13	2.56	0.41
1:B:524:LYS:HE2	4:B:2006:HOH:O	2.21	0.41
1:B:560:ARG:HE	1:C:465:ARG:NH1	2.18	0.41
1:C:251:LYS:HD2	1:C:346:ALA:HB1	2.03	0.41
1:C:286:LEU:HD23	1:C:331:LEU:HD13	2.03	0.41
1:C:445:LEU:O	1:C:445:LEU:HD12	2.21	0.41
1:C:446:ALA:O	1:C:448:THR:HG23	2.21	0.41
1:C:503:PHE:CD2	1:D:699:ILE:HD13	2.56	0.41
1:C:520:PRO:HD2	1:C:747:VAL:HG22	2.02	0.41
1:D:52:PHE:O	1:D:53:ARG:CB	2.69	0.41
1:D:126:ILE:HG22	1:D:439:ALA:HB1	2.03	0.41
1:D:286:LEU:HD23	1:D:331:LEU:HD13	2.03	0.41
1:D:365:ARG:HD3	1:D:365:ARG:HA	1.92	0.41
1:D:521:GLY:O	2:D:900:ADP:H8	2.04	0.41
1:E:81:LYS:C	1:E:82:ILE:HD12	2.41	0.41
1:E:127:THR:HG22	1:E:438:ASP:CG	2.39	0.41
1:E:147:ARG:CZ	1:E:150:ASP:HB3	2.50	0.41
1:E:446:ALA:O	1:E:448:THR:HG23	2.21	0.41
1:F:92:LEU:HB2	1:F:94:VAL:HG12	2.03	0.41
1:F:601:ILE:HG23	1:F:633:ILE:HD11	2.02	0.41
1:A:406:HIS:CE1	1:A:461:PRO:HG3	2.54	0.41
1:A:477:GLU:HB3	1:A:662:ARG:NH1	2.35	0.41
1:B:123:VAL:HG13	1:B:124:GLU:HG2	2.01	0.41
1:C:224:LEU:HD11	1:C:342:ILE:HG12	2.02	0.41
1:D:147:ARG:CZ	1:D:150:ASP:HB3	2.49	0.41
1:D:251:LYS:HD2	1:D:346:ALA:HB1	2.03	0.41
1:D:560:ARG:NH2	1:E:465:ARG:HG3	2.36	0.41
1:E:312:LYS:NZ	1:E:317:HIS:O	2.53	0.41
1:E:445:LEU:O	1:E:445:LEU:HD12	2.21	0.41
1:E:567:ARG:HH11	1:E:568:GLN:NE2	2.14	0.41
1:A:89:ARG:HH22	1:A:203:TYR:HE1	1.70	0.40
1:A:108:VAL:HA	1:A:173:TYR:HE1	1.86	0.40
1:A:251:LYS:HD2	1:A:346:ALA:HB1	2.03	0.40
1:B:480:GLY:N	2:B:900:ADP:N1	2.67	0.40
1:C:35:ASP:OD2	1:C:38:VAL:HB	2.21	0.40
1:D:92:LEU:HB2	1:D:94:VAL:HG12	2.03	0.40
1:D:108:VAL:HA	1:D:173:TYR:HE1	1.86	0.40

Continued on next page...

Continued from previous page...

Atom-1	Atom-2	Interatomic distance (Å)	Clash overlap (Å)
1:D:312:LYS:CE	1:D:321:GLU:HB3	2.51	0.40
1:D:414:LEU:HD12	1:D:455:ALA:HB1	2.03	0.40
1:E:286:LEU:HD23	1:E:331:LEU:HD13	2.03	0.40
1:E:286:LEU:CD2	1:E:331:LEU:CD1	2.99	0.40
1:E:560:ARG:NH2	1:F:465:ARG:HG3	2.36	0.40
1:F:81:LYS:C	1:F:82:ILE:HD12	2.41	0.40
1:F:98:ASP:OD1	1:F:99:VAL:N	2.49	0.40
1:F:108:VAL:HA	1:F:173:TYR:HE1	1.86	0.40
1:F:312:LYS:CE	1:F:321:GLU:HB3	2.51	0.40
1:F:459:SER:CB	1:F:461:PRO:HD3	2.52	0.40
1:F:477:GLU:HB3	1:F:662:ARG:NH1	2.35	0.40
1:F:521:GLY:O	2:F:900:ADP:H8	2.04	0.40
3:A:1001:OJA:H052	3:A:1001:OJA:H031	1.82	0.40
1:B:92:LEU:HB2	1:B:94:VAL:HG12	2.03	0.40
1:B:459:SER:HB2	1:B:461:PRO:CD	2.52	0.40
1:C:491:GLU:OE1	1:C:495:TYR:CE2	2.74	0.40
1:D:26:LEU:CD2	1:D:100:ILE:HG13	2.42	0.40
1:E:108:VAL:HA	1:E:173:TYR:HE1	1.86	0.40
1:E:312:LYS:CE	1:E:321:GLU:HB3	2.51	0.40
1:E:758:PHE:CE2	1:E:762:LEU:HD11	2.57	0.40
1:F:52:PHE:O	1:F:53:ARG:CB	2.69	0.40
1:F:445:LEU:O	1:F:445:LEU:HD12	2.21	0.40
1:F:520:PRO:HD2	1:F:747:VAL:HG22	2.02	0.40
1:A:290:PHE:CE2	1:A:331:LEU:HB3	2.57	0.40
1:A:491:GLU:OE1	1:A:495:TYR:CE2	2.74	0.40
1:B:89:ARG:HH22	1:B:203:TYR:HE1	1.70	0.40
1:B:126:ILE:HG22	1:B:133:VAL:HG11	2.04	0.40
1:B:267:PHE:CE2	1:B:289:ALA:CA	3.05	0.40
1:B:286:LEU:HD23	1:B:331:LEU:HD13	2.03	0.40
1:B:286:LEU:CD2	1:B:331:LEU:CD1	2.99	0.40
1:B:753:ARG:H	1:B:753:ARG:HG3	1.73	0.40
1:C:92:LEU:HB2	1:C:94:VAL:HG12	2.03	0.40
1:C:496:PRO:HA	1:C:503:PHE:CE1	2.57	0.40
1:D:286:LEU:CD2	1:D:331:LEU:CD1	2.99	0.40
3:D:1001:OJA:H052	3:D:1001:OJA:H031	1.82	0.40
1:E:52:PHE:O	1:E:53:ARG:CB	2.69	0.40
1:A:216:ILE:O	1:A:220:VAL:HG22	2.20	0.40
1:A:445:LEU:O	1:A:445:LEU:HD12	2.21	0.40
1:A:496:PRO:HA	1:A:503:PHE:CE1	2.57	0.40
1:B:52:PHE:O	1:B:53:ARG:CB	2.69	0.40
1:B:560:ARG:NH2	1:C:465:ARG:HG3	2.37	0.40

Continued on next page...

Continued from previous page...

Atom-1	Atom-2	Interatomic distance (Å)	Clash overlap (Å)
1:B:630:ASP:OD2	1:B:632:ALA:HB3	2.22	0.40
1:C:459:SER:HB2	1:C:461:PRO:CD	2.52	0.40
1:D:26:LEU:HD22	1:D:100:ILE:O	2.02	0.40
1:D:290:PHE:CE2	1:D:331:LEU:HB3	2.57	0.40
1:D:519:PRO:O	4:D:2006:HOH:O	2.22	0.40
1:D:583:ALA:HB3	1:D:628:ILE:HD12	2.04	0.40
1:D:758:PHE:CE2	1:D:762:LEU:HD11	2.56	0.40
1:E:92:LEU:HB2	1:E:94:VAL:HG12	2.03	0.40
1:E:251:LYS:HD2	1:E:346:ALA:HB1	2.03	0.40
1:E:520:PRO:HD2	1:E:747:VAL:HG22	2.02	0.40
1:E:521:GLY:O	2:E:900:ADP:H8	2.04	0.40
1:F:102:ILE:HG22	1:F:103:GLN:N	2.37	0.40
1:F:251:LYS:HD2	1:F:346:ALA:HB1	2.03	0.40
1:F:491:GLU:OE1	1:F:495:TYR:CE2	2.74	0.40
1:A:81:LYS:C	1:A:82:ILE:HD12	2.41	0.40
1:A:517:TYR:OH	1:A:644:TYR:HB2	2.22	0.40
1:B:244:TYR:CD2	1:B:350:PRO:HD3	2.57	0.40
1:B:290:PHE:CD2	1:B:331:LEU:HB3	2.57	0.40
1:B:446:ALA:O	1:B:448:THR:HG23	2.21	0.40
1:B:521:GLY:O	2:B:900:ADP:H8	2.04	0.40
1:C:216:ILE:O	1:C:220:VAL:HG22	2.20	0.40
1:C:290:PHE:CD2	1:C:331:LEU:HB3	2.57	0.40
1:C:521:GLY:O	2:C:900:ADP:H8	2.04	0.40
1:C:560:ARG:NH2	1:D:465:ARG:HG3	2.37	0.40
1:C:583:ALA:HB3	1:C:628:ILE:HD12	2.04	0.40
1:D:459:SER:CB	1:D:461:PRO:HD3	2.52	0.40
1:E:414:LEU:HD12	1:E:455:ALA:HB1	2.03	0.40
1:E:630:ASP:OD2	1:E:632:ALA:HB3	2.22	0.40
1:E:697:LEU:HA	1:E:697:LEU:HD23	1.89	0.40
1:F:89:ARG:HH22	1:F:203:TYR:HE1	1.70	0.40
1:F:496:PRO:HA	1:F:503:PHE:CE1	2.57	0.40
1:F:630:ASP:OD2	1:F:632:ALA:HB3	2.22	0.40

There are no symmetry-related clashes.

5.3 Torsion angles [i](#)

5.3.1 Protein backbone [i](#)

In the following table, the Percentiles column shows the percent Ramachandran outliers of the chain as a percentile score with respect to all PDB entries followed by that with respect to all EM

entries.

The Analysed column shows the number of residues for which the backbone conformation was analysed, and the total number of residues.

Mol	Chain	Analysed	Favoured	Allowed	Outliers	Percentiles	
1	A	719/806 (89%)	671 (93%)	41 (6%)	7 (1%)	15	17
1	B	719/806 (89%)	671 (93%)	41 (6%)	7 (1%)	15	17
1	C	719/806 (89%)	671 (93%)	41 (6%)	7 (1%)	15	17
1	D	719/806 (89%)	671 (93%)	41 (6%)	7 (1%)	15	17
1	E	719/806 (89%)	671 (93%)	41 (6%)	7 (1%)	15	17
1	F	719/806 (89%)	671 (93%)	41 (6%)	7 (1%)	15	17
All	All	4314/4836 (89%)	4026 (93%)	246 (6%)	42 (1%)	20	17

All (42) Ramachandran outliers are listed below:

Mol	Chain	Res	Type
1	A	25	ARG
1	A	53	ARG
1	A	123	VAL
1	B	25	ARG
1	B	53	ARG
1	B	123	VAL
1	C	25	ARG
1	C	53	ARG
1	C	123	VAL
1	D	25	ARG
1	D	53	ARG
1	D	123	VAL
1	E	25	ARG
1	E	53	ARG
1	E	123	VAL
1	F	25	ARG
1	F	53	ARG
1	F	123	VAL
1	A	462	SER
1	B	462	SER
1	C	462	SER
1	D	462	SER
1	E	462	SER
1	F	462	SER
1	A	339	ALA
1	A	460	ASN

Continued on next page...

Continued from previous page...

Mol	Chain	Res	Type
1	B	339	ALA
1	B	460	ASN
1	C	339	ALA
1	C	460	ASN
1	D	339	ALA
1	D	460	ASN
1	E	339	ALA
1	E	460	ASN
1	F	339	ALA
1	F	460	ASN
1	A	22	ARG
1	B	22	ARG
1	C	22	ARG
1	D	22	ARG
1	E	22	ARG
1	F	22	ARG

5.3.2 Protein sidechains [i](#)

In the following table, the Percentiles column shows the percent sidechain outliers of the chain as a percentile score with respect to all PDB entries followed by that with respect to all EM entries.

The Analysed column shows the number of residues for which the sidechain conformation was analysed, and the total number of residues.

Mol	Chain	Analysed	Rotameric	Outliers	Percentiles	
1	A	615/678 (91%)	612 (100%)	3 (0%)	88	95
1	B	615/678 (91%)	612 (100%)	3 (0%)	88	95
1	C	615/678 (91%)	612 (100%)	3 (0%)	88	95
1	D	615/678 (91%)	612 (100%)	3 (0%)	88	95
1	E	615/678 (91%)	612 (100%)	3 (0%)	88	95
1	F	615/678 (91%)	612 (100%)	3 (0%)	88	95
All	All	3690/4068 (91%)	3672 (100%)	18 (0%)	89	95

All (18) residues with a non-rotameric sidechain are listed below:

Mol	Chain	Res	Type
1	A	100	ILE
1	A	122	THR

Continued on next page...

Continued from previous page...

Mol	Chain	Res	Type
1	A	638	ARG
1	B	100	ILE
1	B	122	THR
1	B	638	ARG
1	C	100	ILE
1	C	122	THR
1	C	638	ARG
1	D	100	ILE
1	D	122	THR
1	D	638	ARG
1	E	100	ILE
1	E	122	THR
1	E	638	ARG
1	F	100	ILE
1	F	122	THR
1	F	638	ARG

Sometimes sidechains can be flipped to improve hydrogen bonding and reduce clashes. All (65) such sidechains are listed below:

Mol	Chain	Res	Type
1	A	115	HIS
1	A	226	HIS
1	A	406	HIS
1	A	421	GLN
1	A	460	ASN
1	A	533	ASN
1	A	536	GLN
1	A	568	GLN
1	A	616	ASN
1	A	692	GLN
1	A	763	GLN
1	B	115	HIS
1	B	226	HIS
1	B	406	HIS
1	B	421	GLN
1	B	460	ASN
1	B	533	ASN
1	B	536	GLN
1	B	568	GLN
1	B	616	ASN
1	B	692	GLN
1	B	763	GLN

Continued on next page...

Continued from previous page...

Mol	Chain	Res	Type
1	C	115	HIS
1	C	226	HIS
1	C	406	HIS
1	C	421	GLN
1	C	460	ASN
1	C	533	ASN
1	C	536	GLN
1	C	568	GLN
1	C	616	ASN
1	C	692	GLN
1	C	763	GLN
1	D	115	HIS
1	D	226	HIS
1	D	406	HIS
1	D	421	GLN
1	D	460	ASN
1	D	533	ASN
1	D	536	GLN
1	D	568	GLN
1	D	616	ASN
1	D	692	GLN
1	D	763	GLN
1	E	115	HIS
1	E	226	HIS
1	E	406	HIS
1	E	421	GLN
1	E	460	ASN
1	E	533	ASN
1	E	536	GLN
1	E	568	GLN
1	E	616	ASN
1	E	692	GLN
1	E	763	GLN
1	F	115	HIS
1	F	226	HIS
1	F	406	HIS
1	F	421	GLN
1	F	533	ASN
1	F	536	GLN
1	F	568	GLN
1	F	616	ASN
1	F	692	GLN

Continued on next page...

Continued from previous page...

Mol	Chain	Res	Type
1	F	763	GLN

5.3.3 RNA [i](#)

There are no RNA molecules in this entry.

5.4 Non-standard residues in protein, DNA, RNA chains [i](#)

There are no non-standard protein/DNA/RNA residues in this entry.

5.5 Carbohydrates [i](#)

There are no monosaccharides in this entry.

5.6 Ligand geometry [i](#)

18 ligands are modelled in this entry.

In the following table, the Counts columns list the number of bonds (or angles) for which Mogul statistics could be retrieved, the number of bonds (or angles) that are observed in the model and the number of bonds (or angles) that are defined in the Chemical Component Dictionary. The Link column lists molecule types, if any, to which the group is linked. The Z score for a bond length (or angle) is the number of standard deviations the observed value is removed from the expected value. A bond length (or angle) with $|Z| > 2$ is considered an outlier worth inspection. RMSZ is the root-mean-square of all Z scores of the bond lengths (or angles).

Mol	Type	Chain	Res	Link	Bond lengths			Bond angles		
					Counts	RMSZ	# Z > 2	Counts	RMSZ	# Z > 2
3	OJA	A	1001	-	37,38,38	0.95	3 (8%)	50,53,53	1.64	9 (18%)
2	ADP	F	900	-	24,29,29	0.94	1 (4%)	29,45,45	1.44	4 (13%)
2	ADP	B	900	-	24,29,29	0.94	1 (4%)	29,45,45	1.44	4 (13%)
2	ADP	C	807	-	24,29,29	0.92	1 (4%)	29,45,45	1.43	4 (13%)
2	ADP	E	900	-	24,29,29	0.94	1 (4%)	29,45,45	1.44	4 (13%)
3	OJA	F	1001	-	37,38,38	0.94	3 (8%)	50,53,53	1.64	8 (16%)
2	ADP	D	900	-	24,29,29	0.94	1 (4%)	29,45,45	1.43	4 (13%)
3	OJA	C	1001	-	37,38,38	0.95	3 (8%)	50,53,53	1.64	8 (16%)
2	ADP	E	807	-	24,29,29	0.93	1 (4%)	29,45,45	1.43	4 (13%)
2	ADP	F	807	-	24,29,29	0.93	1 (4%)	29,45,45	1.43	4 (13%)

Mol	Type	Chain	Res	Link	Bond lengths			Bond angles		
					Counts	RMSZ	# Z > 2	Counts	RMSZ	# Z > 2
3	OJA	D	1001	-	37,38,38	0.94	3 (8%)	50,53,53	1.63	8 (16%)
3	OJA	B	1001	-	37,38,38	0.94	3 (8%)	50,53,53	1.63	9 (18%)
2	ADP	A	900	-	24,29,29	0.93	1 (4%)	29,45,45	1.44	4 (13%)
2	ADP	C	900	-	24,29,29	0.93	1 (4%)	29,45,45	1.44	4 (13%)
2	ADP	D	807	-	24,29,29	0.92	1 (4%)	29,45,45	1.43	4 (13%)
3	OJA	E	1001	-	37,38,38	0.95	3 (8%)	50,53,53	1.64	9 (18%)
2	ADP	A	807	-	24,29,29	0.93	1 (4%)	29,45,45	1.43	4 (13%)
2	ADP	B	807	-	24,29,29	0.92	1 (4%)	29,45,45	1.43	4 (13%)

In the following table, the Chirals column lists the number of chiral outliers, the number of chiral centers analysed, the number of these observed in the model and the number defined in the Chemical Component Dictionary. Similar counts are reported in the Torsion and Rings columns. '-' means no outliers of that kind were identified.

Mol	Type	Chain	Res	Link	Chirals	Torsions	Rings
3	OJA	A	1001	-	-	3/18/38/38	0/5/5/5
2	ADP	F	900	-	-	4/12/32/32	0/3/3/3
2	ADP	B	900	-	-	4/12/32/32	0/3/3/3
2	ADP	C	807	-	-	2/12/32/32	0/3/3/3
2	ADP	E	900	-	-	4/12/32/32	0/3/3/3
3	OJA	F	1001	-	-	3/18/38/38	0/5/5/5
2	ADP	D	900	-	-	4/12/32/32	0/3/3/3
3	OJA	C	1001	-	-	3/18/38/38	0/5/5/5
2	ADP	E	807	-	-	2/12/32/32	0/3/3/3
2	ADP	F	807	-	-	2/12/32/32	0/3/3/3
3	OJA	D	1001	-	-	3/18/38/38	0/5/5/5
3	OJA	B	1001	-	-	3/18/38/38	0/5/5/5
2	ADP	A	900	-	-	4/12/32/32	0/3/3/3
2	ADP	C	900	-	-	4/12/32/32	0/3/3/3
2	ADP	D	807	-	-	2/12/32/32	0/3/3/3
3	OJA	E	1001	-	-	3/18/38/38	0/5/5/5
2	ADP	A	807	-	-	2/12/32/32	0/3/3/3
2	ADP	B	807	-	-	2/12/32/32	0/3/3/3

All (30) bond length outliers are listed below:

Mol	Chain	Res	Type	Atoms	Z	Observed(Å)	Ideal(Å)
3	C	1001	OJA	C02-N04	2.42	1.52	1.48
2	D	807	ADP	C5-C4	2.42	1.47	1.40
2	F	807	ADP	C5-C4	2.42	1.47	1.40
2	A	807	ADP	C5-C4	2.42	1.47	1.40
2	E	900	ADP	C5-C4	2.41	1.47	1.40
3	D	1001	OJA	C02-N04	2.40	1.52	1.48
2	C	900	ADP	C5-C4	2.40	1.47	1.40
3	A	1001	OJA	C02-N04	2.40	1.52	1.48
2	B	807	ADP	C5-C4	2.40	1.47	1.40
2	E	807	ADP	C5-C4	2.40	1.47	1.40
3	B	1001	OJA	C02-N04	2.40	1.52	1.48
3	E	1001	OJA	C02-N04	2.40	1.52	1.48
2	C	807	ADP	C5-C4	2.39	1.47	1.40
3	F	1001	OJA	C02-N04	2.39	1.52	1.48
2	D	900	ADP	C5-C4	2.39	1.47	1.40
2	A	900	ADP	C5-C4	2.38	1.47	1.40
2	B	900	ADP	C5-C4	2.38	1.47	1.40
2	F	900	ADP	C5-C4	2.37	1.47	1.40
3	D	1001	OJA	C21-C23	-2.28	1.45	1.48
3	E	1001	OJA	C21-C23	-2.27	1.45	1.48
3	C	1001	OJA	C21-C23	-2.27	1.45	1.48
3	F	1001	OJA	C21-C23	-2.27	1.45	1.48
3	A	1001	OJA	C21-C23	-2.27	1.45	1.48
3	B	1001	OJA	C21-C23	-2.20	1.45	1.48
3	E	1001	OJA	F28-C27	-2.11	1.31	1.36
3	D	1001	OJA	F28-C27	-2.09	1.31	1.36
3	A	1001	OJA	F28-C27	-2.09	1.31	1.36
3	B	1001	OJA	F28-C27	-2.09	1.31	1.36
3	C	1001	OJA	F28-C27	-2.08	1.31	1.36
3	F	1001	OJA	F28-C27	-2.08	1.31	1.36

All (99) bond angle outliers are listed below:

Mol	Chain	Res	Type	Atoms	Z	Observed(°)	Ideal(°)
3	C	1001	OJA	C21-C22-C17	4.71	125.69	120.58
3	F	1001	OJA	C21-C22-C17	4.71	125.69	120.58
3	E	1001	OJA	C21-C22-C17	4.70	125.68	120.58
3	A	1001	OJA	C21-C22-C17	4.70	125.67	120.58
3	D	1001	OJA	C21-C22-C17	4.69	125.67	120.58
3	B	1001	OJA	C21-C22-C17	4.62	125.59	120.58
3	C	1001	OJA	C18-C17-N14	3.69	126.47	121.38
3	F	1001	OJA	C18-C17-N14	3.67	126.43	121.38
3	E	1001	OJA	C18-C17-N14	3.65	126.41	121.38

Continued on next page...

Continued from previous page...

Mol	Chain	Res	Type	Atoms	Z	Observed(°)	Ideal(°)
3	A	1001	OJA	C18-C17-N14	3.64	126.40	121.38
3	D	1001	OJA	C18-C17-N14	3.64	126.39	121.38
3	B	1001	OJA	C18-C17-N14	3.62	126.38	121.38
2	B	900	ADP	C3'-C2'-C1'	3.41	106.12	100.98
2	E	900	ADP	C3'-C2'-C1'	3.40	106.10	100.98
2	D	900	ADP	C3'-C2'-C1'	3.39	106.08	100.98
2	A	900	ADP	C3'-C2'-C1'	3.39	106.08	100.98
2	C	900	ADP	C3'-C2'-C1'	3.38	106.07	100.98
2	F	900	ADP	C3'-C2'-C1'	3.38	106.07	100.98
3	F	1001	OJA	C09-C08-N07	-3.32	104.61	112.88
3	C	1001	OJA	C09-C08-N07	-3.32	104.62	112.88
3	A	1001	OJA	C09-C08-N07	-3.32	104.63	112.88
3	E	1001	OJA	C09-C08-N07	-3.31	104.64	112.88
3	D	1001	OJA	C09-C08-N07	-3.31	104.65	112.88
3	B	1001	OJA	C09-C08-N07	-3.30	104.67	112.88
2	C	807	ADP	N3-C2-N1	-3.27	123.56	128.68
2	A	807	ADP	N3-C2-N1	-3.25	123.59	128.68
2	F	807	ADP	N3-C2-N1	-3.25	123.60	128.68
2	B	807	ADP	N3-C2-N1	-3.24	123.61	128.68
2	D	807	ADP	N3-C2-N1	-3.24	123.61	128.68
2	E	807	ADP	N3-C2-N1	-3.23	123.63	128.68
2	E	807	ADP	C3'-C2'-C1'	3.23	105.84	100.98
2	B	807	ADP	C3'-C2'-C1'	3.22	105.83	100.98
2	A	807	ADP	C3'-C2'-C1'	3.21	105.81	100.98
2	C	807	ADP	C3'-C2'-C1'	3.21	105.81	100.98
2	D	807	ADP	C3'-C2'-C1'	3.20	105.80	100.98
2	F	807	ADP	C3'-C2'-C1'	3.20	105.80	100.98
2	E	900	ADP	N3-C2-N1	-3.18	123.71	128.68
2	C	900	ADP	N3-C2-N1	-3.16	123.74	128.68
2	A	900	ADP	N3-C2-N1	-3.14	123.77	128.68
2	F	900	ADP	N3-C2-N1	-3.14	123.77	128.68
2	D	900	ADP	N3-C2-N1	-3.13	123.78	128.68
2	B	900	ADP	N3-C2-N1	-3.12	123.80	128.68
2	E	807	ADP	PA-O3A-PB	-3.07	122.29	132.83
2	F	807	ADP	PA-O3A-PB	-3.06	122.31	132.83
2	C	807	ADP	PA-O3A-PB	-3.06	122.31	132.83
2	B	807	ADP	PA-O3A-PB	-3.06	122.32	132.83
2	A	807	ADP	PA-O3A-PB	-3.06	122.32	132.83
2	D	807	ADP	PA-O3A-PB	-3.05	122.36	132.83
2	E	900	ADP	C4-C5-N7	-2.89	106.39	109.40
2	F	900	ADP	C4-C5-N7	-2.88	106.39	109.40
2	E	900	ADP	PA-O3A-PB	-2.88	122.94	132.83

Continued on next page...

Continued from previous page...

Mol	Chain	Res	Type	Atoms	Z	Observed(°)	Ideal(°)
2	B	900	ADP	C4-C5-N7	-2.88	106.40	109.40
2	D	900	ADP	PA-O3A-PB	-2.88	122.95	132.83
2	C	900	ADP	C4-C5-N7	-2.87	106.40	109.40
2	A	900	ADP	PA-O3A-PB	-2.87	122.97	132.83
2	B	900	ADP	PA-O3A-PB	-2.87	122.98	132.83
2	C	900	ADP	PA-O3A-PB	-2.87	122.99	132.83
2	F	900	ADP	PA-O3A-PB	-2.87	122.99	132.83
2	A	900	ADP	C4-C5-N7	-2.86	106.41	109.40
3	B	1001	OJA	C22-C17-N14	-2.84	118.28	121.33
3	C	1001	OJA	C22-C17-N14	-2.83	118.29	121.33
2	D	900	ADP	C4-C5-N7	-2.83	106.45	109.40
3	F	1001	OJA	C22-C17-N14	-2.81	118.31	121.33
3	A	1001	OJA	C22-C17-N14	-2.80	118.32	121.33
3	E	1001	OJA	C22-C17-N14	-2.78	118.34	121.33
3	D	1001	OJA	C22-C17-N14	-2.78	118.34	121.33
2	A	807	ADP	C4-C5-N7	-2.64	106.65	109.40
2	F	807	ADP	C4-C5-N7	-2.64	106.65	109.40
2	D	807	ADP	C4-C5-N7	-2.63	106.66	109.40
2	E	807	ADP	C4-C5-N7	-2.63	106.66	109.40
2	C	807	ADP	C4-C5-N7	-2.63	106.66	109.40
2	B	807	ADP	C4-C5-N7	-2.60	106.69	109.40
3	E	1001	OJA	C33-C34-N04	2.55	115.47	110.59
3	A	1001	OJA	C33-C34-N04	2.54	115.46	110.59
3	B	1001	OJA	C33-C34-N04	2.54	115.45	110.59
3	C	1001	OJA	C33-C34-N04	2.54	115.45	110.59
3	F	1001	OJA	C33-C34-N04	2.54	115.45	110.59
3	D	1001	OJA	C33-C34-N04	2.52	115.41	110.59
3	C	1001	OJA	C22-C21-C23	2.43	124.11	120.59
3	F	1001	OJA	C22-C21-C23	2.43	124.11	120.59
3	A	1001	OJA	C22-C21-C23	2.42	124.09	120.59
3	E	1001	OJA	C22-C21-C23	2.42	124.09	120.59
3	D	1001	OJA	C22-C21-C23	2.41	124.07	120.59
3	B	1001	OJA	C03-C02-N04	-2.38	107.03	112.20
3	C	1001	OJA	C03-C02-N04	-2.38	107.03	112.20
3	F	1001	OJA	C03-C02-N04	-2.38	107.03	112.20
3	A	1001	OJA	C03-C02-N04	-2.38	107.03	112.20
3	E	1001	OJA	C03-C02-N04	-2.38	107.03	112.20
3	B	1001	OJA	C22-C21-C23	2.37	124.02	120.59
3	D	1001	OJA	C03-C02-N04	-2.37	107.05	112.20
3	E	1001	OJA	C08-N07-C33	-2.05	105.99	111.23
3	F	1001	OJA	C08-N07-C33	-2.04	106.01	111.23
3	C	1001	OJA	C08-N07-C33	-2.04	106.02	111.23

Continued on next page...

Continued from previous page...

Mol	Chain	Res	Type	Atoms	Z	Observed(°)	Ideal(°)
3	E	1001	OJA	C23-C24-C25	2.04	109.10	106.55
3	A	1001	OJA	C08-N07-C33	-2.04	106.03	111.23
3	B	1001	OJA	C08-N07-C33	-2.03	106.03	111.23
3	D	1001	OJA	C08-N07-C33	-2.02	106.06	111.23
3	A	1001	OJA	C23-C24-C25	2.01	109.07	106.55
3	B	1001	OJA	C23-C24-C25	2.00	109.05	106.55

There are no chirality outliers.

All (54) torsion outliers are listed below:

Mol	Chain	Res	Type	Atoms
2	A	900	ADP	C5'-O5'-PA-O2A
2	B	900	ADP	C5'-O5'-PA-O2A
2	C	900	ADP	C5'-O5'-PA-O2A
2	D	900	ADP	C5'-O5'-PA-O2A
2	E	900	ADP	C5'-O5'-PA-O2A
2	F	900	ADP	C5'-O5'-PA-O2A
2	A	807	ADP	O4'-C4'-C5'-O5'
2	B	807	ADP	O4'-C4'-C5'-O5'
2	C	807	ADP	O4'-C4'-C5'-O5'
2	D	807	ADP	O4'-C4'-C5'-O5'
2	E	807	ADP	O4'-C4'-C5'-O5'
2	F	807	ADP	O4'-C4'-C5'-O5'
2	A	807	ADP	C3'-C4'-C5'-O5'
2	B	807	ADP	C3'-C4'-C5'-O5'
2	C	807	ADP	C3'-C4'-C5'-O5'
2	D	807	ADP	C3'-C4'-C5'-O5'
2	E	807	ADP	C3'-C4'-C5'-O5'
2	F	807	ADP	C3'-C4'-C5'-O5'
3	A	1001	OJA	N07-C08-C09-N10
3	B	1001	OJA	N07-C08-C09-N10
3	C	1001	OJA	N07-C08-C09-N10
3	D	1001	OJA	N07-C08-C09-N10
3	E	1001	OJA	N07-C08-C09-N10
3	F	1001	OJA	N07-C08-C09-N10
3	A	1001	OJA	C12-C11-N10-C09
3	B	1001	OJA	C12-C11-N10-C09
3	C	1001	OJA	C12-C11-N10-C09
3	D	1001	OJA	C12-C11-N10-C09
3	E	1001	OJA	C12-C11-N10-C09
3	F	1001	OJA	C12-C11-N10-C09
2	A	900	ADP	C5'-O5'-PA-O3A

Continued on next page...

Continued from previous page...

Mol	Chain	Res	Type	Atoms
2	B	900	ADP	C5'-O5'-PA-O3A
2	C	900	ADP	C5'-O5'-PA-O3A
2	D	900	ADP	C5'-O5'-PA-O3A
2	E	900	ADP	C5'-O5'-PA-O3A
2	F	900	ADP	C5'-O5'-PA-O3A
2	A	900	ADP	C5'-O5'-PA-O1A
2	B	900	ADP	C5'-O5'-PA-O1A
2	C	900	ADP	C5'-O5'-PA-O1A
2	D	900	ADP	C5'-O5'-PA-O1A
2	E	900	ADP	C5'-O5'-PA-O1A
2	F	900	ADP	C5'-O5'-PA-O1A
3	A	1001	OJA	C16-C11-N10-C09
3	B	1001	OJA	C16-C11-N10-C09
3	C	1001	OJA	C16-C11-N10-C09
3	D	1001	OJA	C16-C11-N10-C09
3	E	1001	OJA	C16-C11-N10-C09
3	F	1001	OJA	C16-C11-N10-C09
2	A	900	ADP	PB-O3A-PA-O1A
2	B	900	ADP	PB-O3A-PA-O1A
2	C	900	ADP	PB-O3A-PA-O1A
2	D	900	ADP	PB-O3A-PA-O1A
2	E	900	ADP	PB-O3A-PA-O1A
2	F	900	ADP	PB-O3A-PA-O1A

There are no ring outliers.

18 monomers are involved in 80 short contacts:

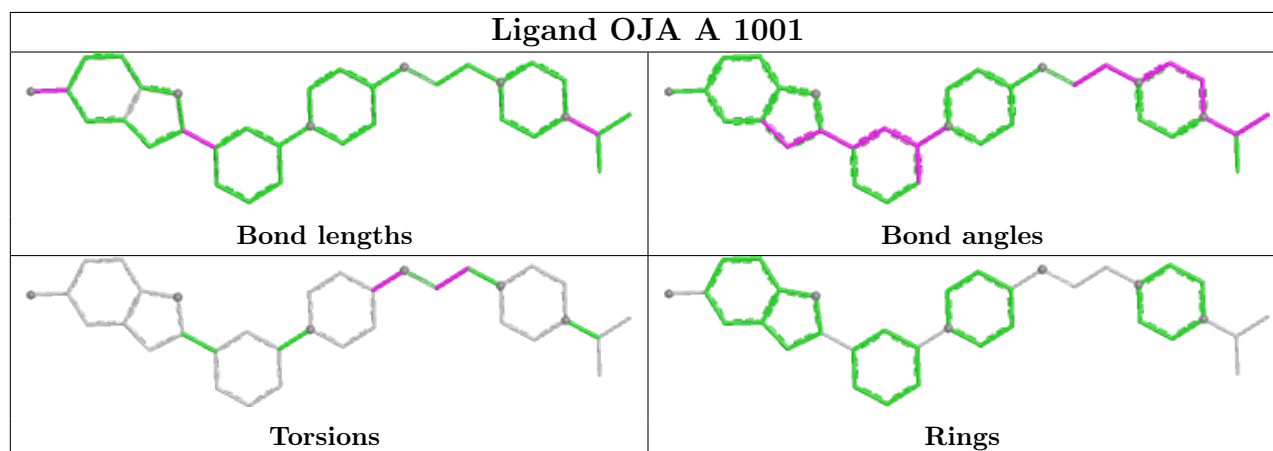
Mol	Chain	Res	Type	Clashes	Symm-Clashes
3	A	1001	OJA	5	0
2	F	900	ADP	4	0
2	B	900	ADP	5	0
2	C	807	ADP	5	0
2	E	900	ADP	4	0
3	F	1001	OJA	4	0
2	D	900	ADP	4	0
3	C	1001	OJA	4	0
2	E	807	ADP	5	0
2	F	807	ADP	5	0
3	D	1001	OJA	5	0
3	B	1001	OJA	4	0
2	A	900	ADP	4	0
2	C	900	ADP	4	0

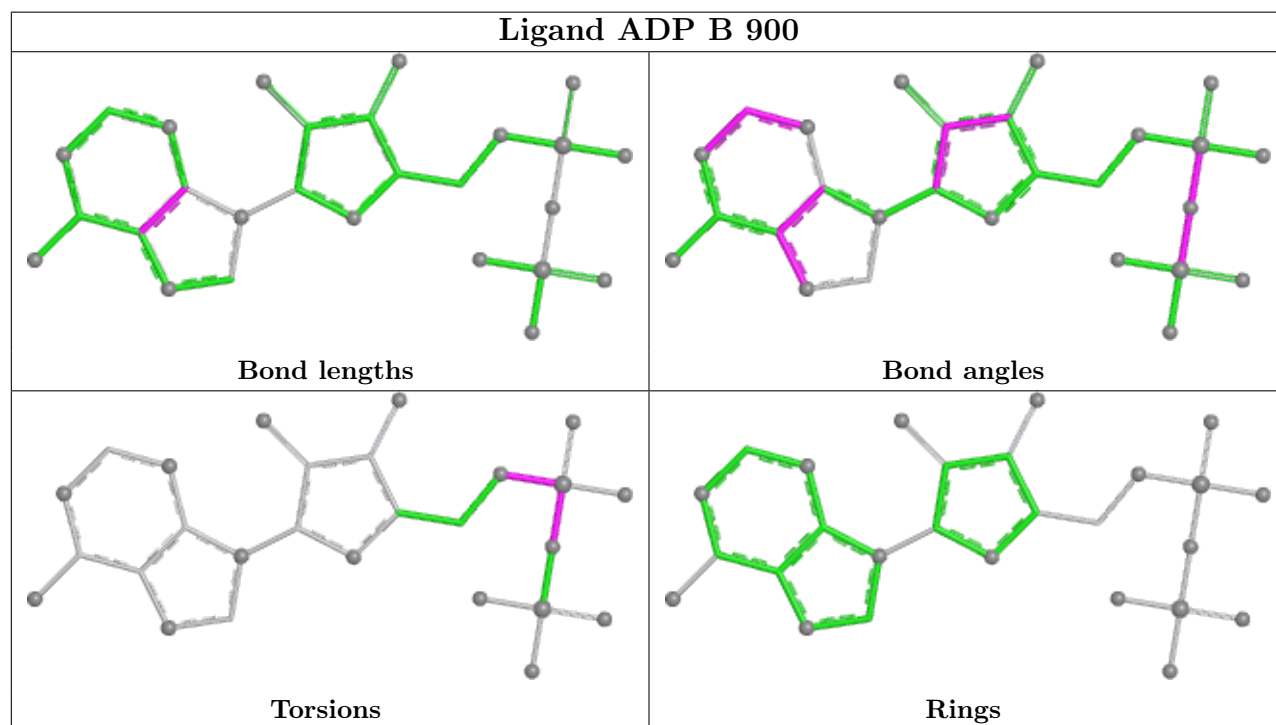
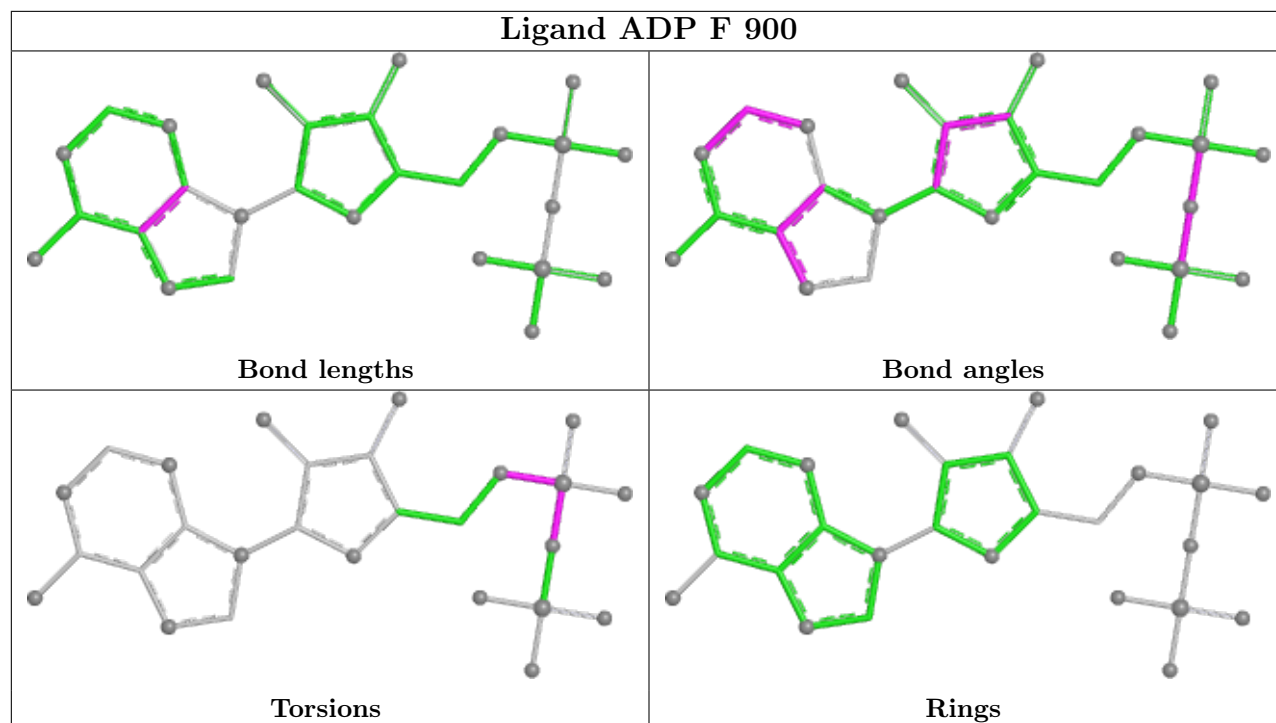
Continued on next page...

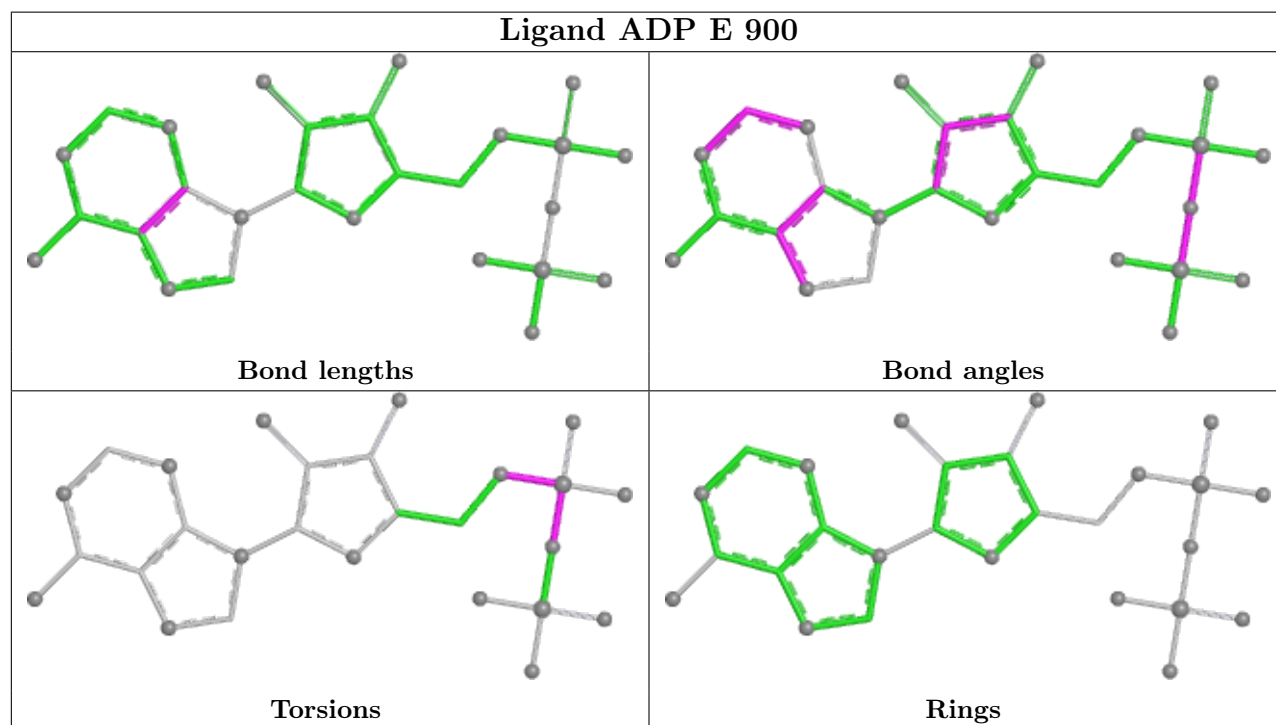
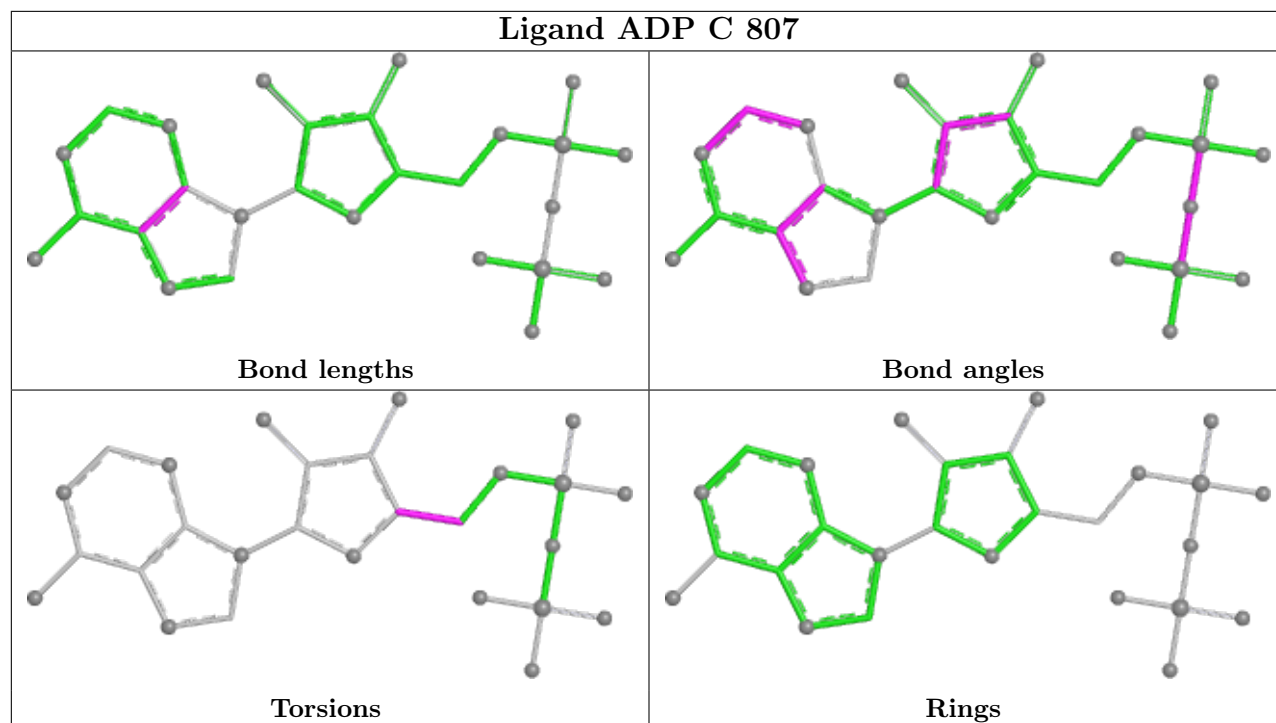
Continued from previous page...

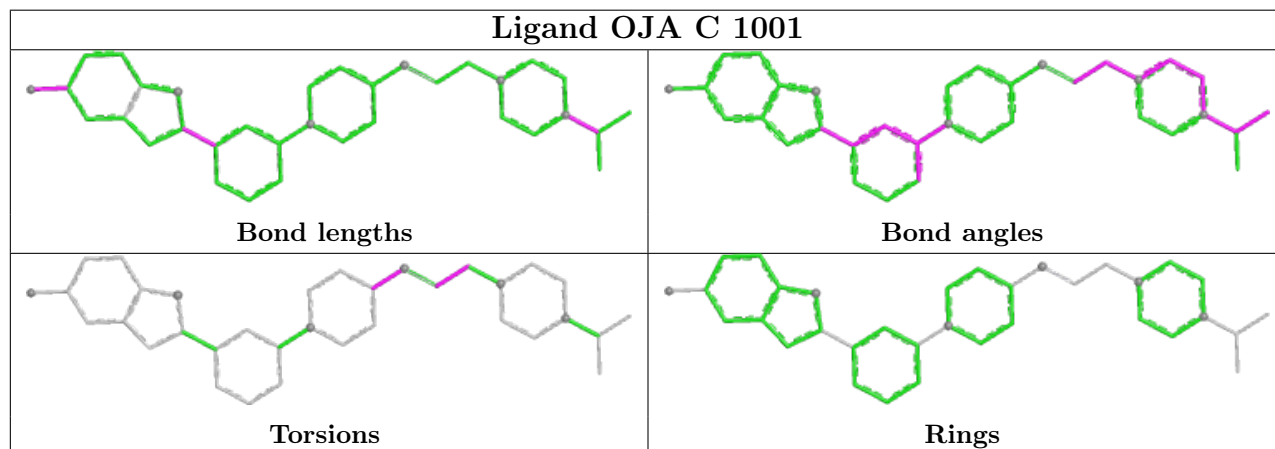
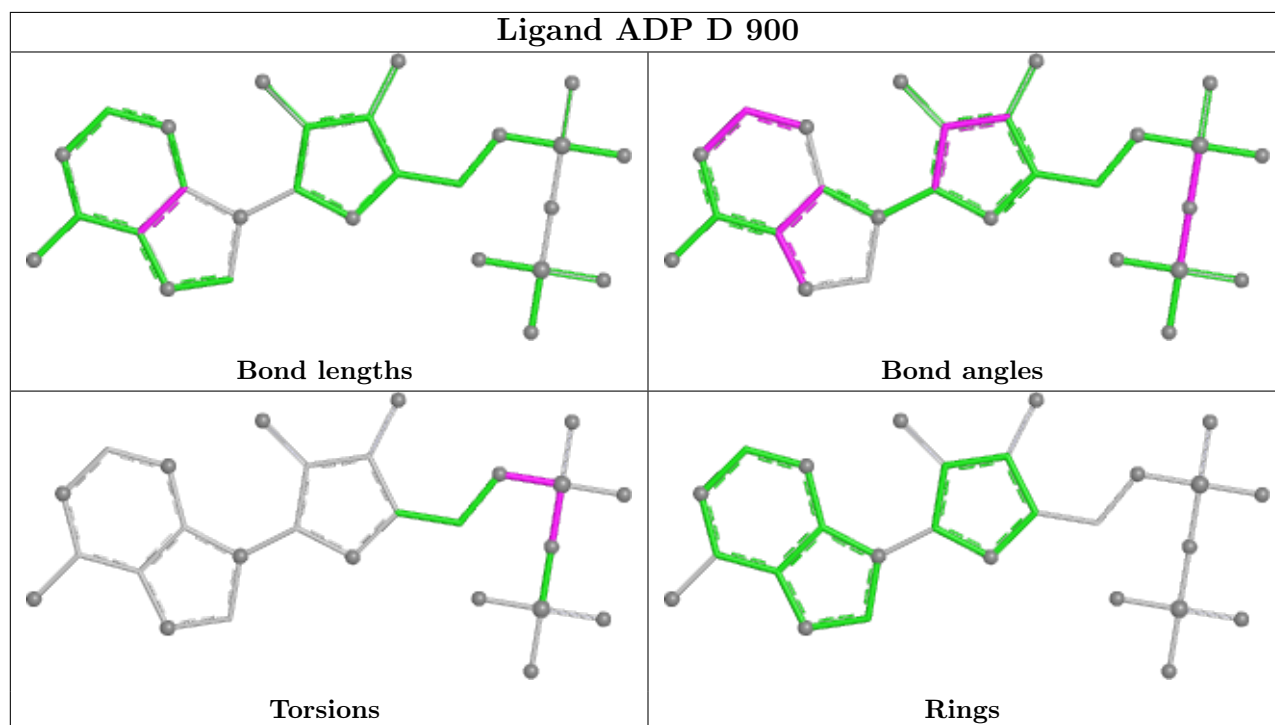
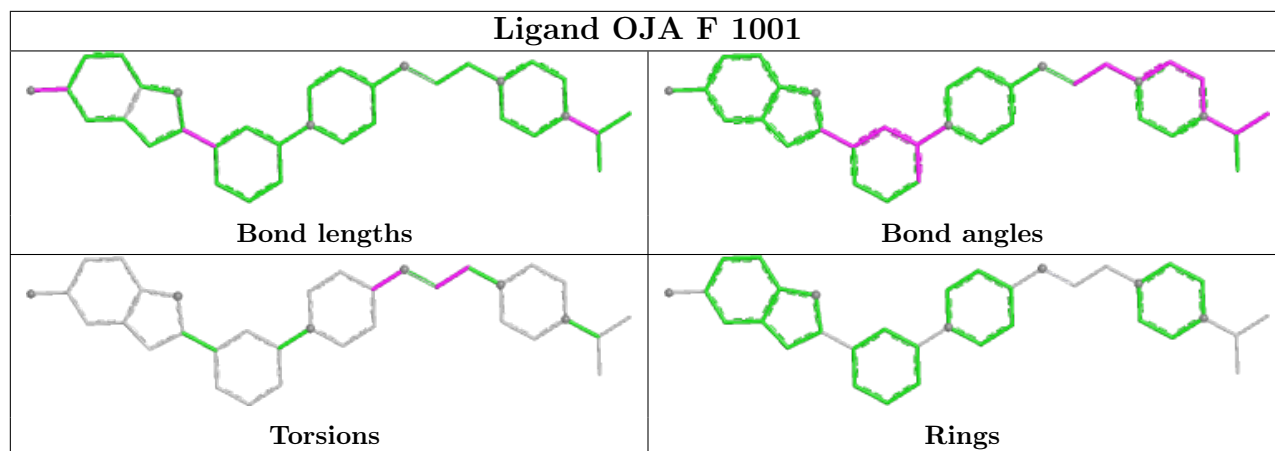
Mol	Chain	Res	Type	Clashes	Symm-Clashes
2	D	807	ADP	5	0
3	E	1001	OJA	3	0
2	A	807	ADP	5	0
2	B	807	ADP	5	0

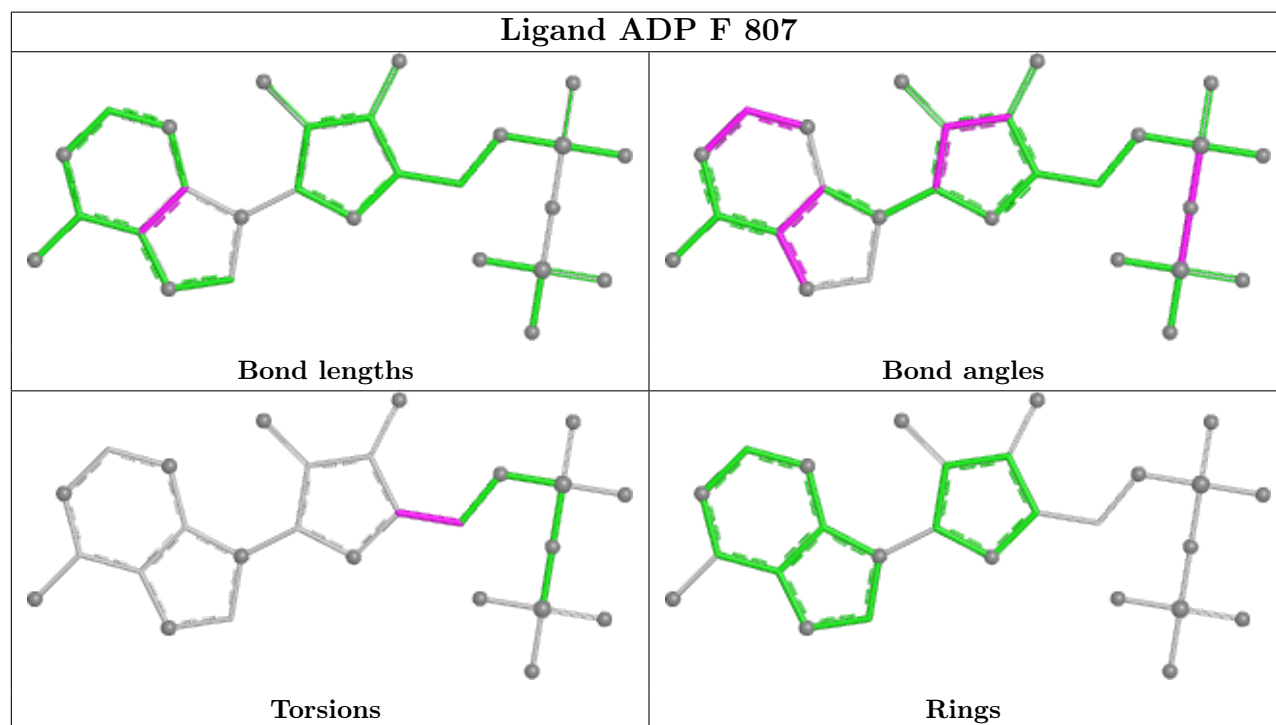
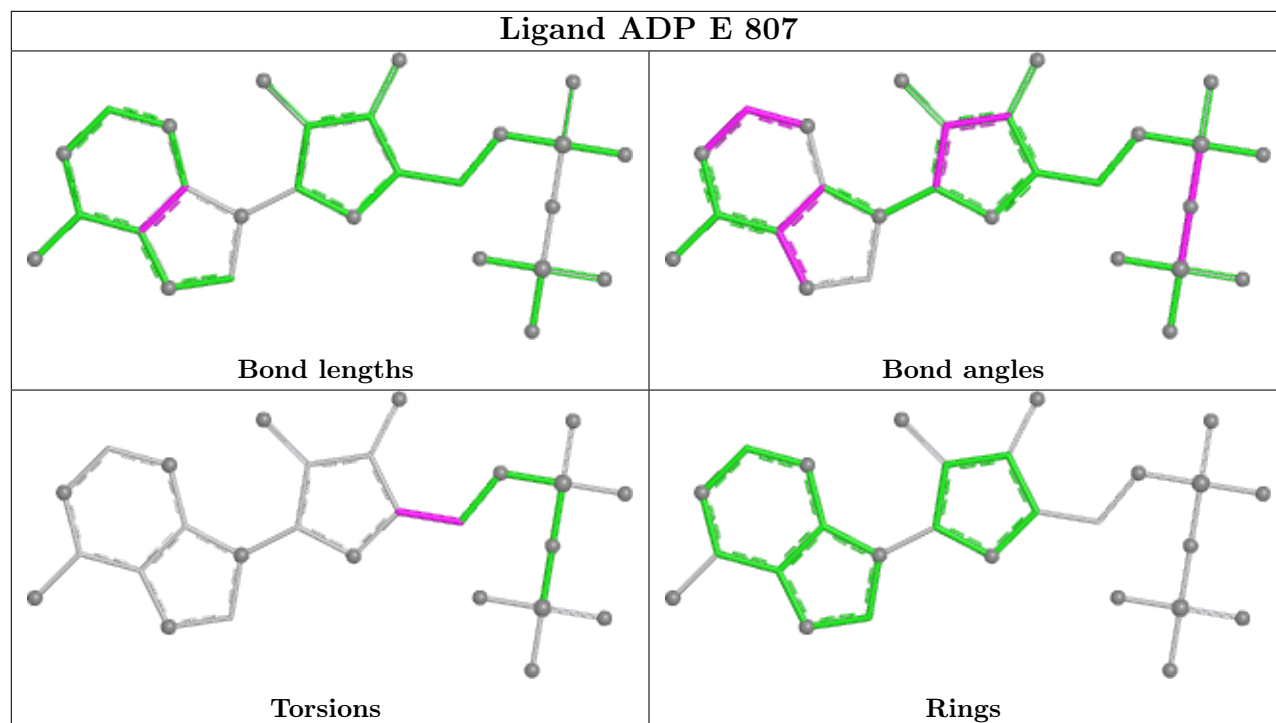
The following is a two-dimensional graphical depiction of Mogul quality analysis of bond lengths, bond angles, torsion angles, and ring geometry for all instances of the Ligand of Interest. In addition, ligands with molecular weight > 250 and outliers as shown on the validation Tables will also be included. For torsion angles, if less than 5% of the Mogul distribution of torsion angles is within 10 degrees of the torsion angle in question, then that torsion angle is considered an outlier. Any bond that is central to one or more torsion angles identified as an outlier by Mogul will be highlighted in the graph. For rings, the root-mean-square deviation (RMSD) between the ring in question and similar rings identified by Mogul is calculated over all ring torsion angles. If the average RMSD is greater than 60 degrees and the minimal RMSD between the ring in question and any Mogul-identified rings is also greater than 60 degrees, then that ring is considered an outlier. The outliers are highlighted in purple. The color gray indicates Mogul did not find sufficient equivalents in the CSD to analyse the geometry.

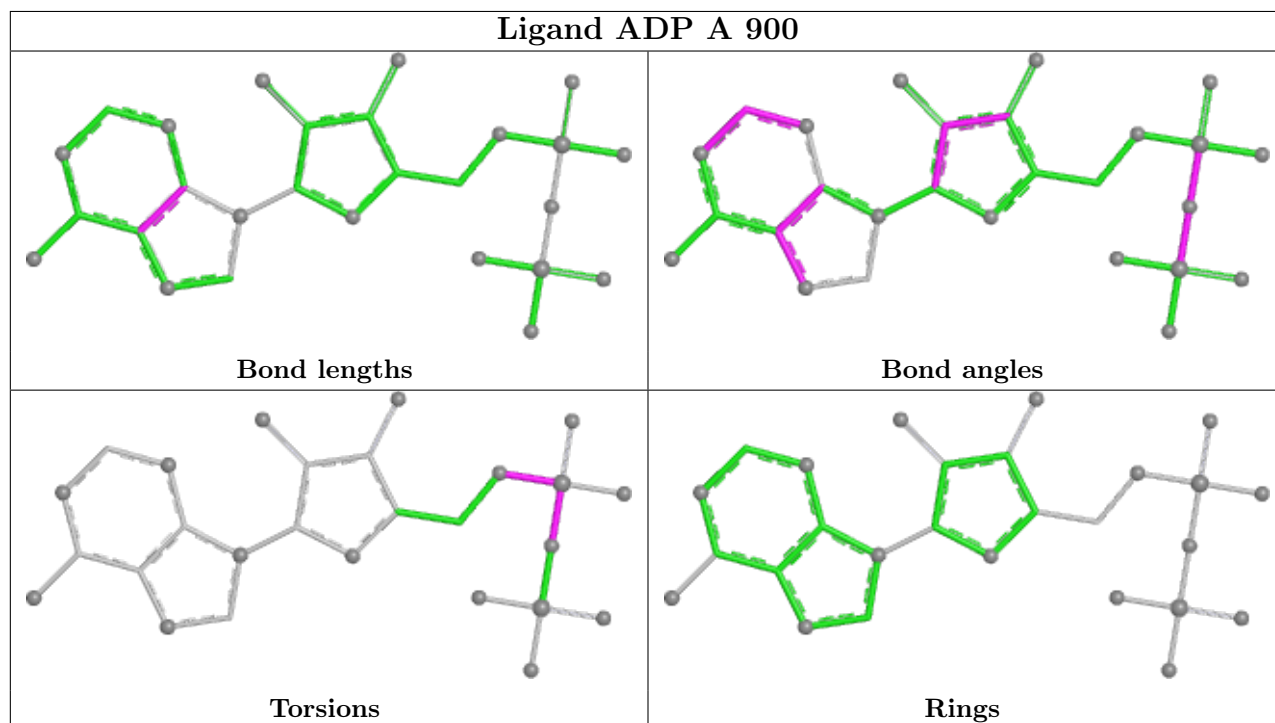
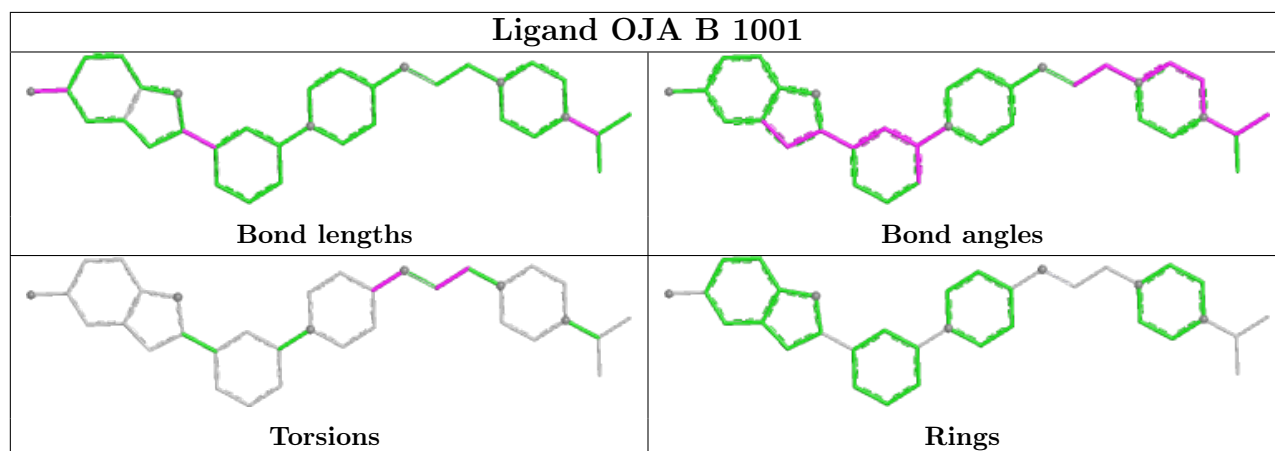
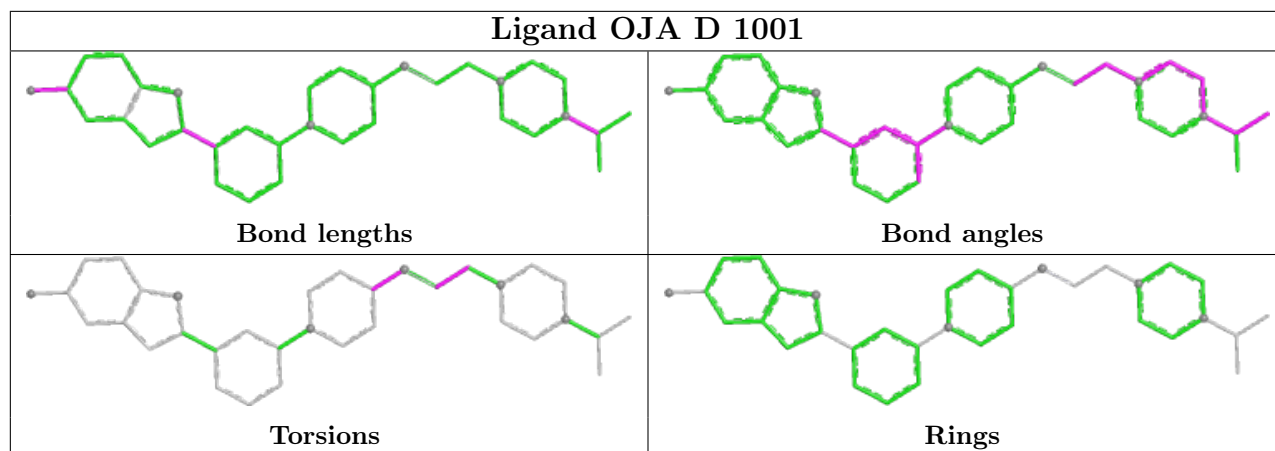


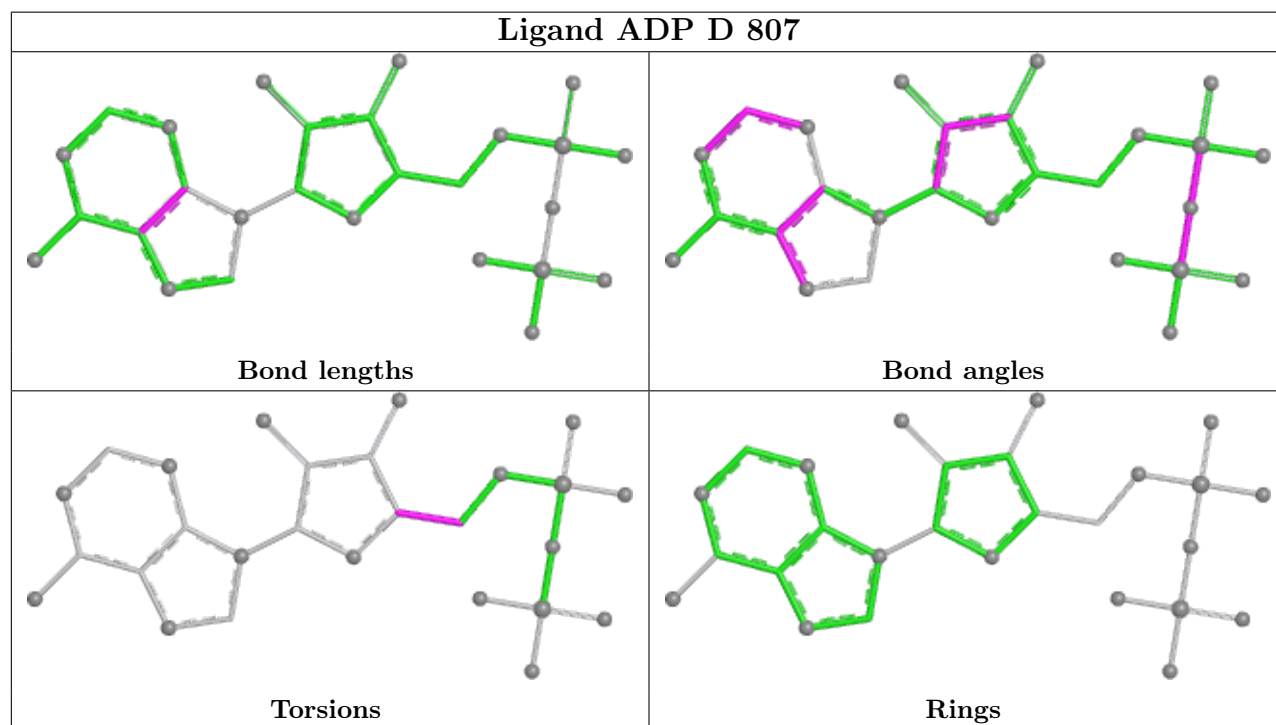
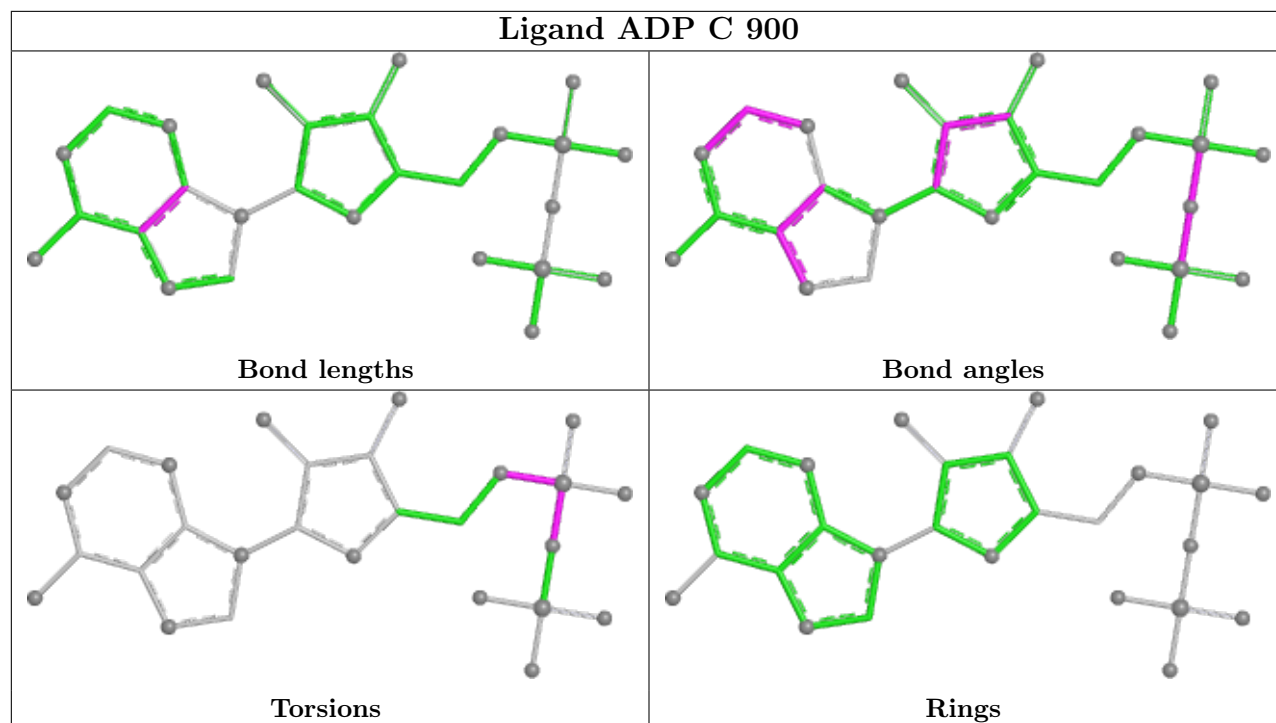


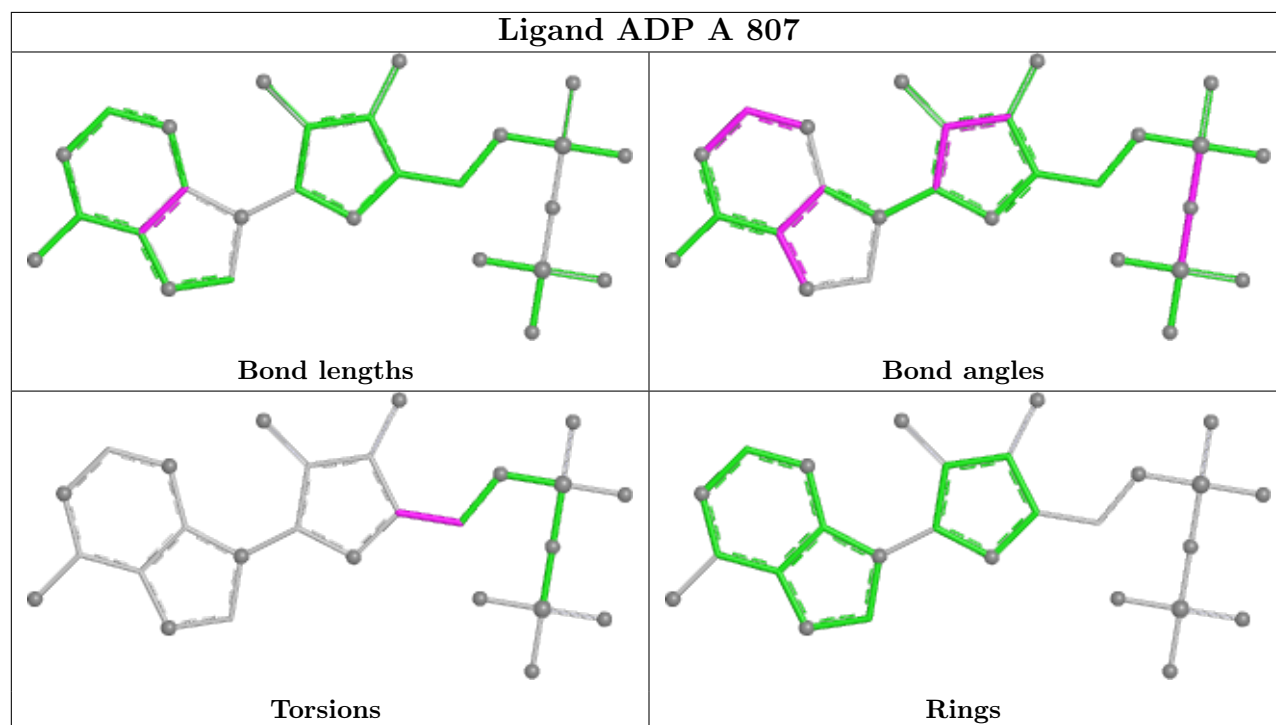
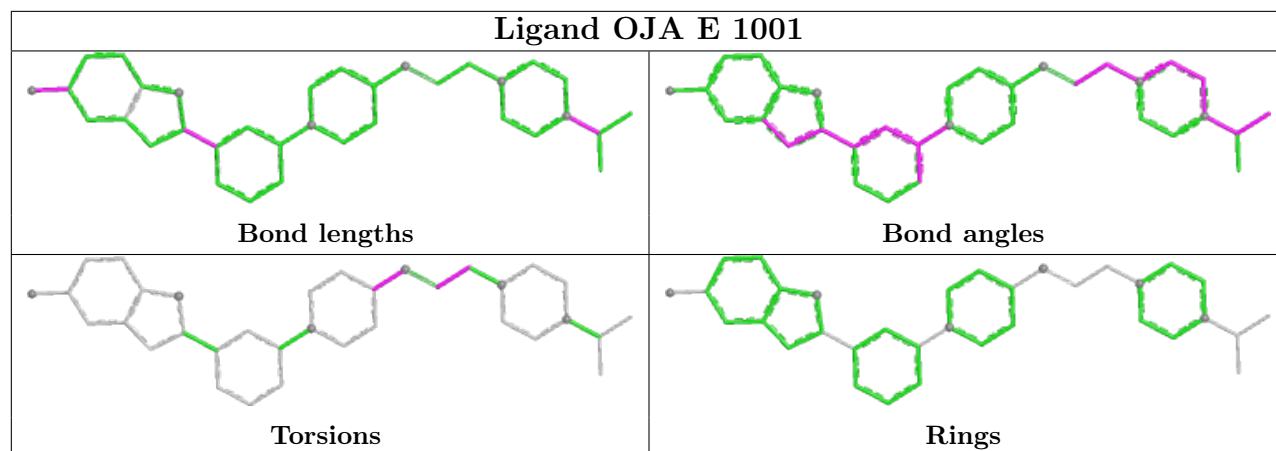


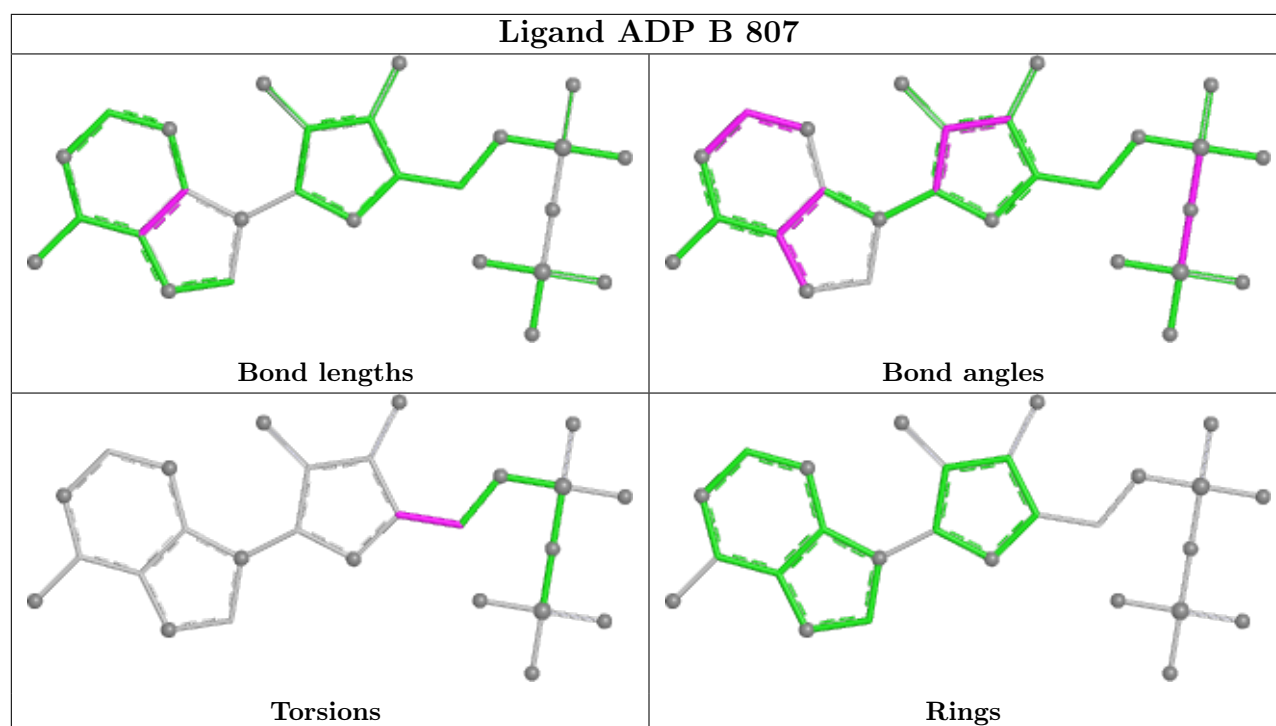












5.7 Other polymers [i](#)

There are no such residues in this entry.

5.8 Polymer linkage issues [i](#)

There are no chain breaks in this entry.


6 Map visualisation [i](#)

This section contains visualisations of the EMDB entry EMD-3295. These allow visual inspection of the internal detail of the map and identification of artifacts.

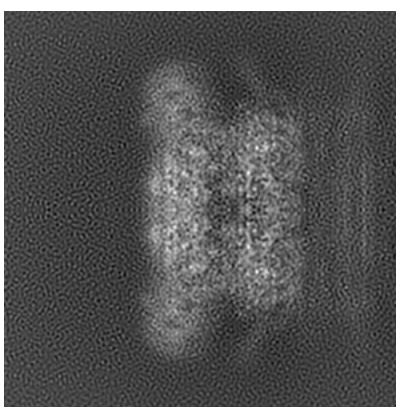
No raw map or half-maps were deposited for this entry and therefore no images, graphs, etc. pertaining to the raw map can be shown.

6.1 Orthogonal projections [i](#)

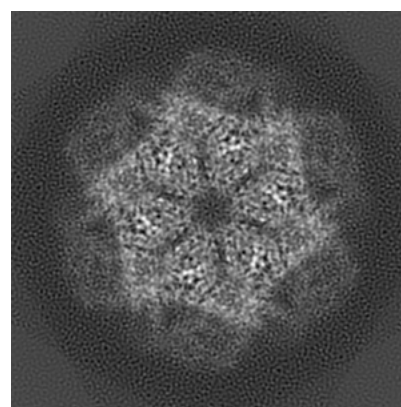
6.1.1 Primary map



X



Y




Z

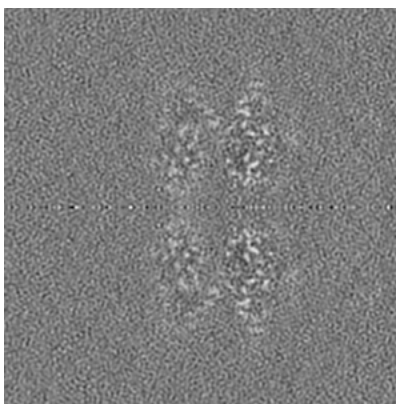
The images above show the map projected in three orthogonal directions.

6.2 Central slices [i](#)

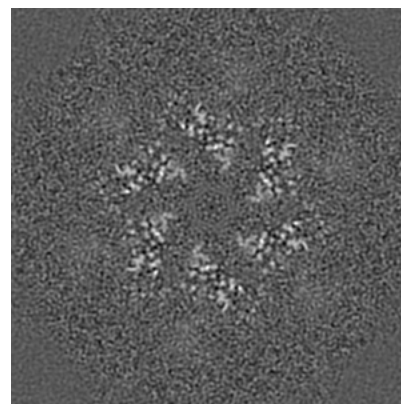
6.2.1 Primary map



X Index: 156



Y Index: 156




Z Index: 156

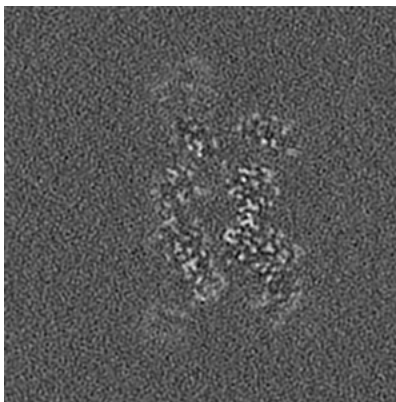
The images above show central slices of the map in three orthogonal directions.

6.3 Largest variance slices [i](#)

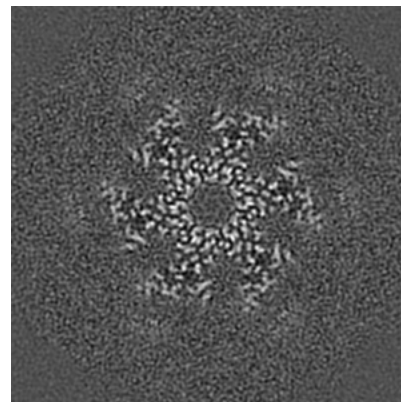
6.3.1 Primary map



X Index: 171



Y Index: 186




Z Index: 190


The images above show the largest variance slices of the map in three orthogonal directions.

6.4 Orthogonal surface views [i](#)


6.4.1 Primary map



X



Y



Z

The images above show the 3D surface view of the map at the recommended contour level 0.0375. These images, in conjunction with the slice images, may facilitate assessment of whether an appropriate contour level has been provided.

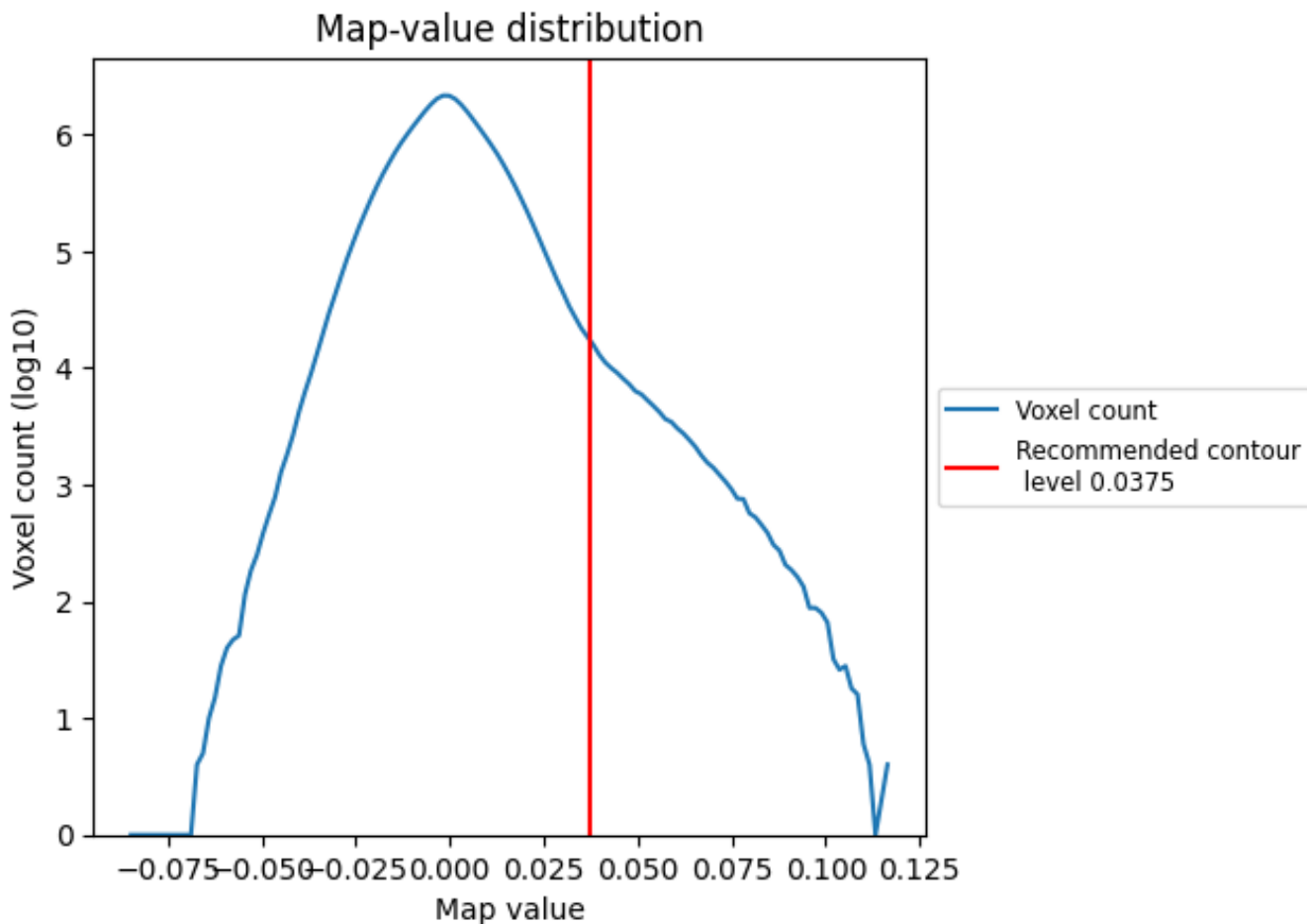
6.5 Mask visualisation

This section was not generated. No masks/segmentation were deposited.

7 Map analysis [i](#)

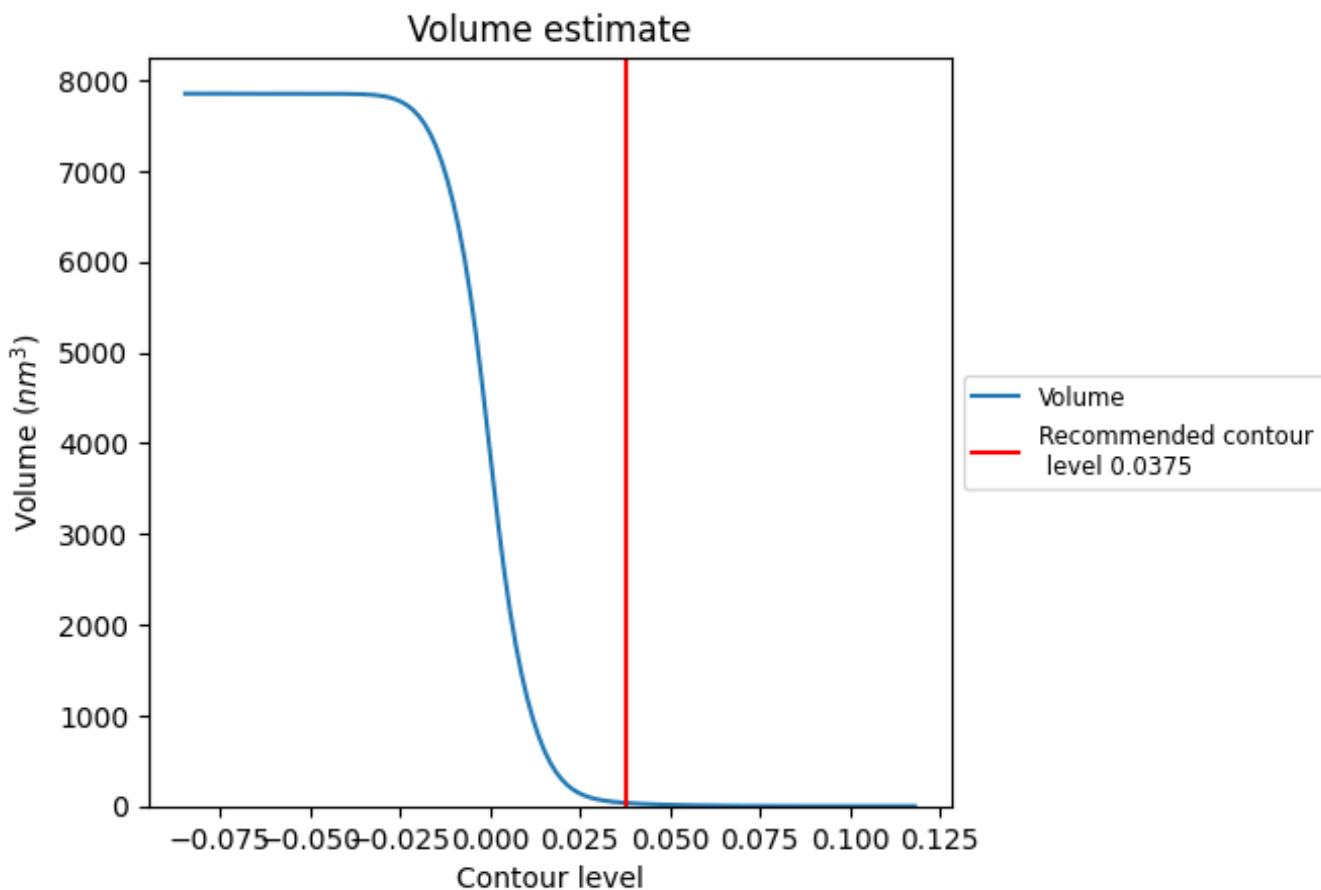
This section contains the results of statistical analysis of the map.

7.1 Map-value distribution [i](#)



The map-value distribution is plotted in 128 intervals along the x-axis. The y-axis is logarithmic. A spike in this graph at zero usually indicates that the volume has been masked.

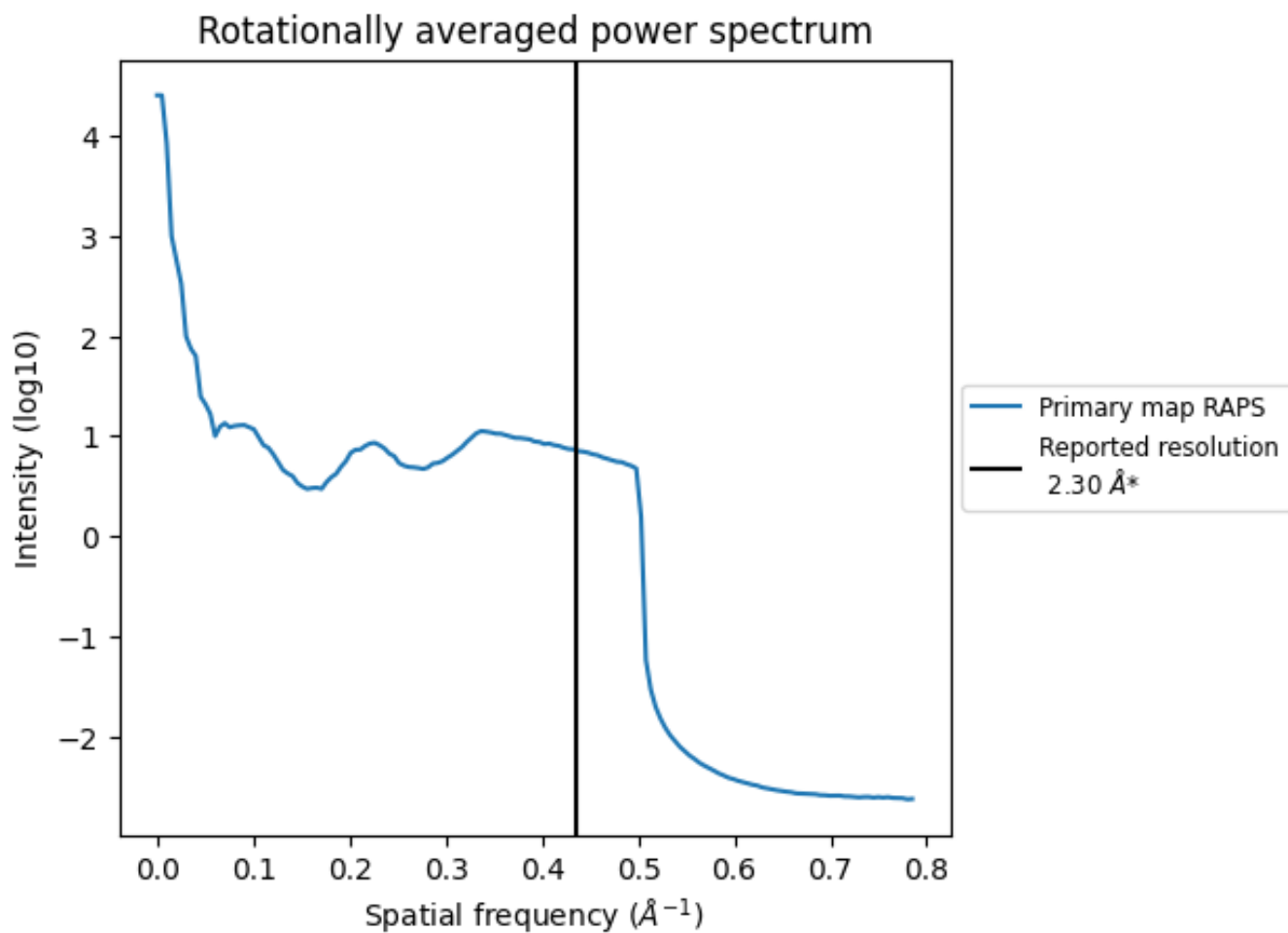
7.2 Volume estimate [i](#)



The volume at the recommended contour level is 36 nm^3 ; this corresponds to an approximate mass of 32 kDa.

The volume estimate graph shows how the enclosed volume varies with the contour level. The recommended contour level is shown as a vertical line and the intersection between the line and the curve gives the volume of the enclosed surface at the given level.

7.3 Rotationally averaged power spectrum i



*Reported resolution corresponds to spatial frequency of 0.435 Å⁻¹


8 Fourier-Shell correlation

This section was not generated. No FSC curve or half-maps provided.

9 Map-model fit [i](#)

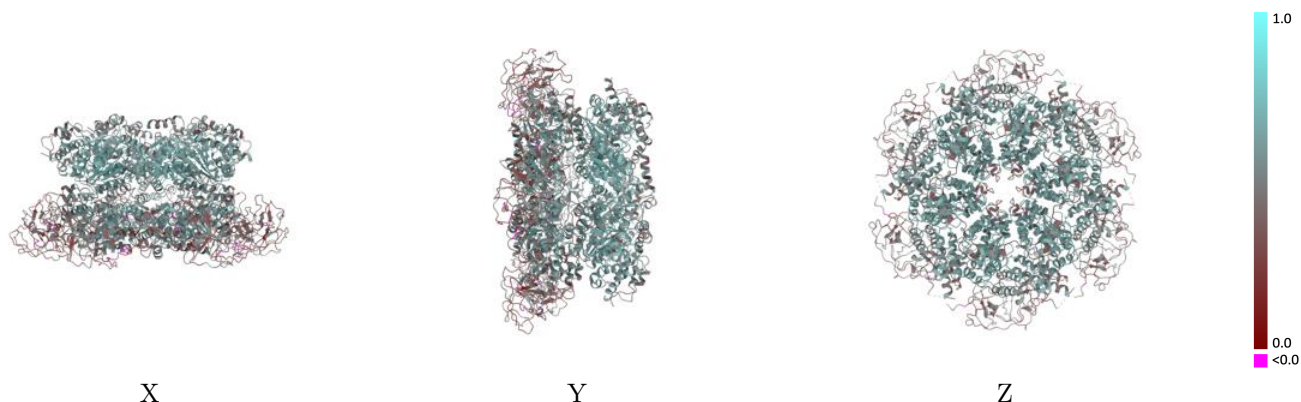
This section contains information regarding the fit between EMDB map EMD-3295 and PDB model 5FTJ. Per-residue inclusion information can be found in section 3 on page 6.

9.1 Map-model overlay [i](#)



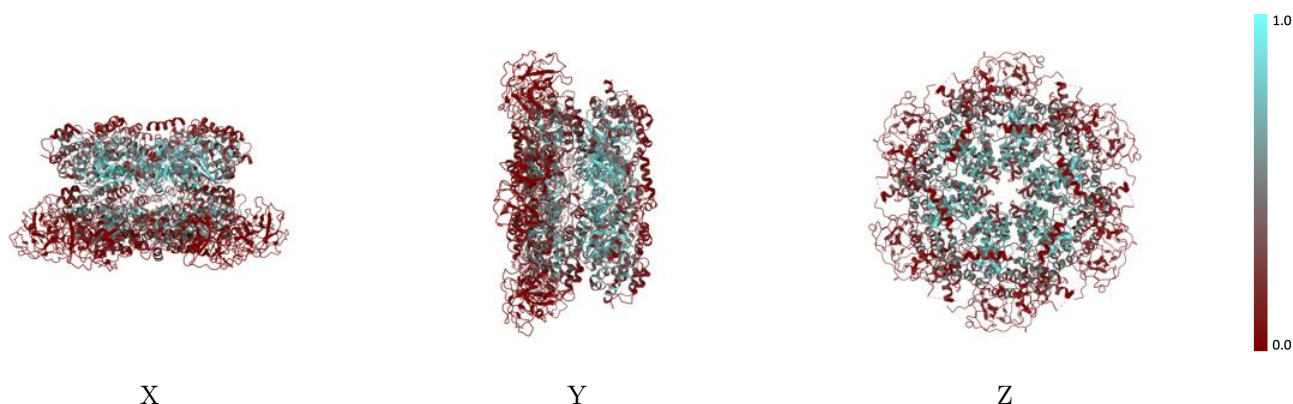
The images above show the 3D surface view of the map at the recommended contour level 0.0375 at 50% transparency in yellow overlaid with a ribbon representation of the model coloured in blue. These images allow for the visual assessment of the quality of fit between the atomic model and the map.

9.2 Q-score mapped to coordinate model [i](#)



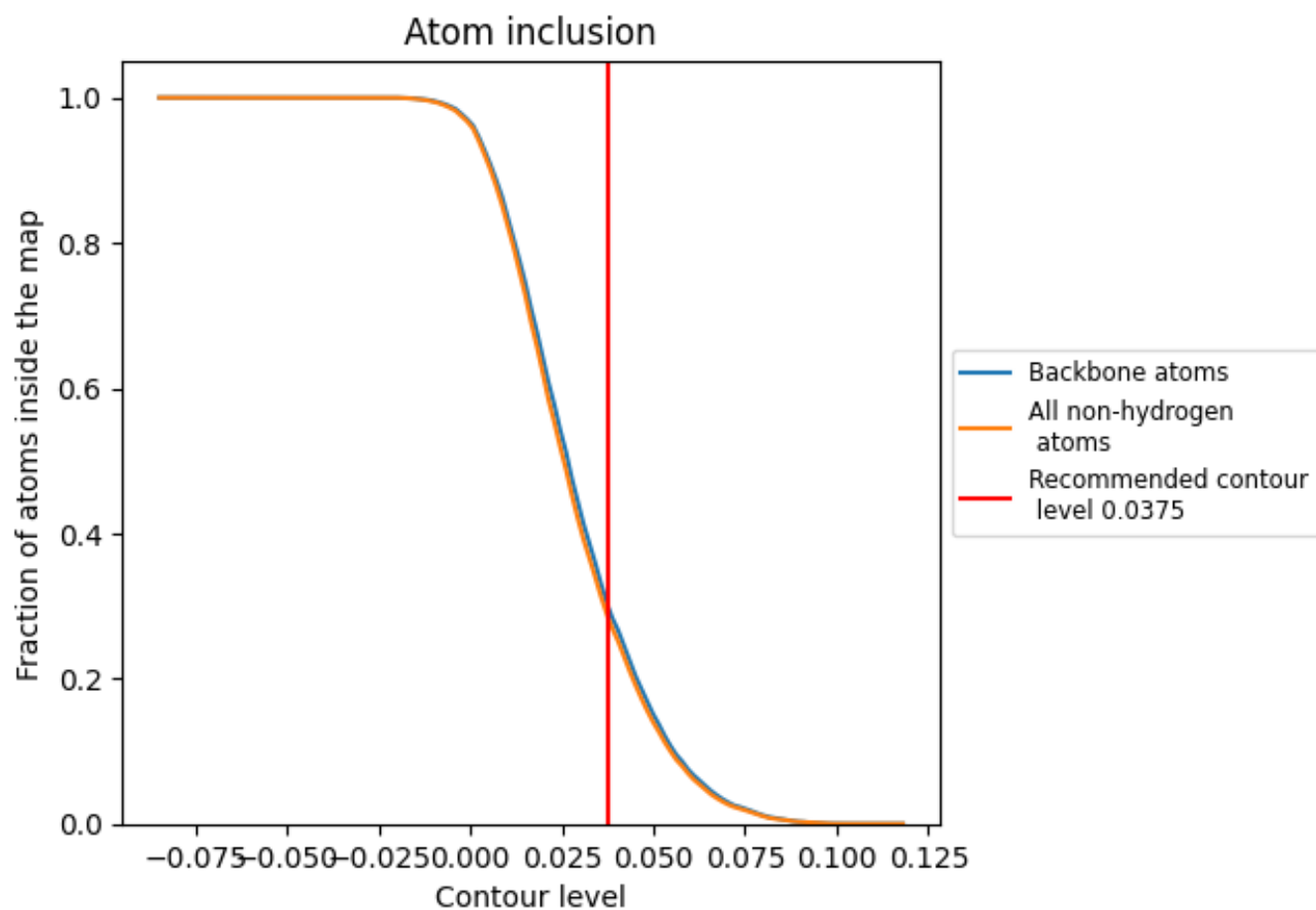
The images above show the model with each residue coloured according to its Q-score. This shows their resolvability in the map with higher Q-score values reflecting better resolvability. Please note: Q-score is calculating the resolvability of atoms, and thus high values are only expected at resolutions at which atoms can be resolved. Low Q-score values may therefore be expected for many entries.

9.3 Atom inclusion mapped to coordinate model [i](#)



The images above show the model with each residue coloured according to its atom inclusion. This shows to what extent they are inside the map at the recommended contour level (0.0375).















9.4 Atom inclusion [i](#)



At the recommended contour level, 30% of all backbone atoms, 29% of all non-hydrogen atoms, are inside the map.

9.5 Map-model fit summary [i](#)

The table lists the average atom inclusion at the recommended contour level (0.0375) and Q-score for the entire model and for each chain.

Chain	Atom inclusion	Q-score
All	 0.2855	 0.5010
A	 0.2903	 0.5010
B	 0.2889	 0.5010
C	 0.2890	 0.5010
D	 0.2901	 0.5010
E	 0.2890	 0.5000
F	 0.2890	 0.5000

