



Full wwPDB X-ray Structure Validation Report ⓘ

Nov 6, 2023 – 05:55 AM EST

PDB ID : 5IT8
Title : High-resolution structure of the Escherichia coli ribosome
Authors : Cocozaki, A.; Ferguson, A.
Deposited on : 2016-03-16
Resolution : 3.12 Å(reported)

This is a Full wwPDB X-ray Structure Validation Report for a publicly released PDB entry.

We welcome your comments at validation@mail.wwpdb.org

A user guide is available at

<https://www.wwpdb.org/validation/2017/XrayValidationReportHelp>

with specific help available everywhere you see the ⓘ symbol.

The types of validation reports are described at

<http://www.wwpdb.org/validation/2017/FAQs#types>.

The following versions of software and data (see [references ⓘ](#)) were used in the production of this report:

MolProbity : 4.02b-467
Mogul : 1.8.5 (274361), CSD as541be (2020)
Xtrriage (Phenix) : 1.13
EDS : 2.36
Percentile statistics : 20191225.v01 (using entries in the PDB archive December 25th 2019)
Refmac : 5.8.0158
CCP4 : 7.0.044 (Gargrove)
Ideal geometry (proteins) : Engh & Huber (2001)
Ideal geometry (DNA, RNA) : Parkinson et al. (1996)
Validation Pipeline (wwPDB-VP) : 2.36

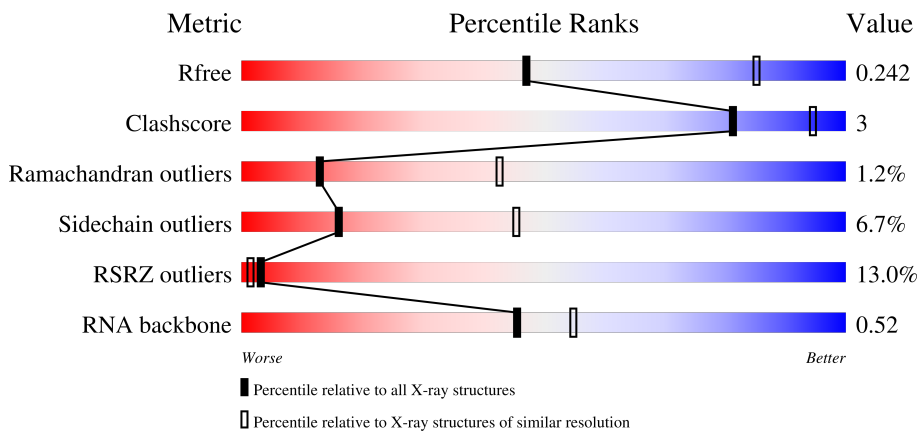
1 Overall quality at a glance i

The following experimental techniques were used to determine the structure:

X-RAY DIFFRACTION

The reported resolution of this entry is 3.12 Å.

Percentile scores (ranging between 0-100) for global validation metrics of the entry are shown in the following graphic. The table shows the number of entries on which the scores are based.












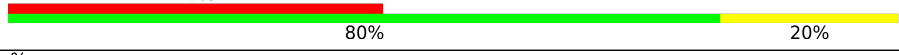















Metric	Whole archive (#Entries)	Similar resolution (#Entries, resolution range(Å))
R_{free}	130704	1292 (3.14-3.10)
Clashscore	141614	1389 (3.14-3.10)
Ramachandran outliers	138981	1337 (3.14-3.10)
Sidechain outliers	138945	1337 (3.14-3.10)
RSRZ outliers	127900	1260 (3.14-3.10)
RNA backbone	3102	1134 (3.44-2.80)

The table below summarises the geometric issues observed across the polymeric chains and their fit to the electron density. The red, orange, yellow and green segments of the lower bar indicate the fraction of residues that contain outliers for ≥ 3 , 2, 1 and 0 types of geometric quality criteria respectively. A grey segment represents the fraction of residues that are not modelled. The numeric value for each fraction is indicated below the corresponding segment, with a dot representing fractions $\leq 5\%$. The upper red bar (where present) indicates the fraction of residues that have poor fit to the electron density. The numeric value is given above the bar.

Mol	Chain	Length	Quality of chain
1	AA	1534	<div style="display: flex; align-items: center;"> <div style="width: 2%; height: 10px; background-color: red; margin-right: 2px;"></div> <div style="width: 75%; height: 10px; background-color: green; margin-right: 2px;"></div> <div style="width: 22%; height: 10px; background-color: yellow; margin-right: 2px;"></div> <div style="width: 1%; height: 10px; background-color: orange; margin-right: 2px;"></div> <div style="width: 1%; height: 10px; background-color: grey;"></div> </div> <p style="margin-left: 20px;">9% 75% 22% •</p>
1	BA	1534	<div style="display: flex; align-items: center;"> <div style="width: 9%; height: 10px; background-color: red; margin-right: 2px;"></div> <div style="width: 74%; height: 10px; background-color: green; margin-right: 2px;"></div> <div style="width: 23%; height: 10px; background-color: yellow; margin-right: 2px;"></div> <div style="width: 1%; height: 10px; background-color: orange; margin-right: 2px;"></div> <div style="width: 1%; height: 10px; background-color: grey;"></div> </div> <p style="margin-left: 20px;">9% 74% 23% •</p>
2	AB	224	<div style="display: flex; align-items: center;"> <div style="width: 2%; height: 10px; background-color: red; margin-right: 2px;"></div> <div style="width: 83%; height: 10px; background-color: green; margin-right: 2px;"></div> <div style="width: 16%; height: 10px; background-color: yellow; margin-right: 2px;"></div> <div style="width: 1%; height: 10px; background-color: orange; margin-right: 2px;"></div> <div style="width: 1%; height: 10px; background-color: grey;"></div> </div> <p style="margin-left: 20px;">2% 83% 16% •</p>
2	BB	224	<div style="display: flex; align-items: center;"> <div style="width: 7%; height: 10px; background-color: red; margin-right: 2px;"></div> <div style="width: 82%; height: 10px; background-color: green; margin-right: 2px;"></div> <div style="width: 17%; height: 10px; background-color: yellow; margin-right: 2px;"></div> <div style="width: 1%; height: 10px; background-color: orange; margin-right: 2px;"></div> <div style="width: 1%; height: 10px; background-color: grey;"></div> </div> <p style="margin-left: 20px;">7% 82% 17% •</p>

Continued on next page...

Continued from previous page...

Mol	Chain	Length	Quality of chain
3	AC	206	 86% 12%
3	BC	206	 82% 18% 8%
4	AD	205	 90% 10%
4	BD	205	 87% 12%
5	AE	155	 75% 21%
5	BE	155	 68% 24%
6	AF	106	 87% 12%
6	BF	106	 74% 20% 6%
7	AG	151	 77% 22% 6%
7	BG	151	 80% 20% 42%
8	AH	129	 81% 17%
8	BH	129	 85% 15% 8%
9	AI	127	 87% 13% 2%
9	BI	127	 87% 13% 18%
10	AJ	99	 79% 17% 4%
10	BJ	99	 76% 17% 6% 49%
11	AK	117	 83% 16% 6%
11	BK	117	 81% 18% 3%
12	AL	123	 85% 15%
12	BL	123	 80% 18% 2%
13	AM	114	 80% 19% 4%
13	BM	114	 76% 20% 71%
14	AN	100	 84% 15% 8%
14	BN	100	 85% 14% 38%
15	AO	88	 92% 8%

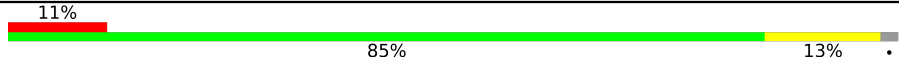
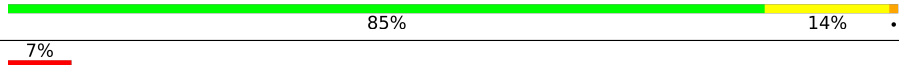
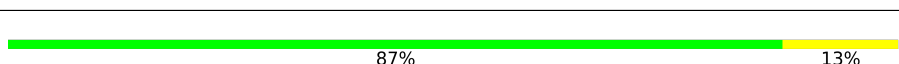
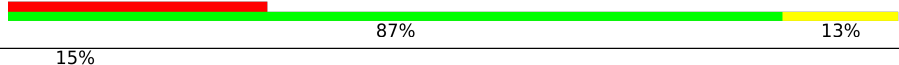
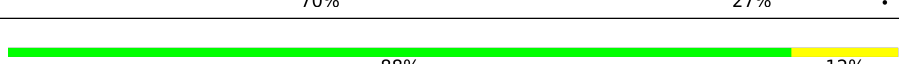




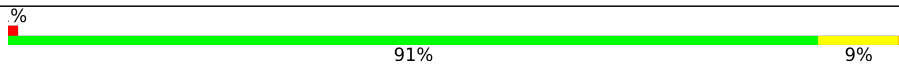

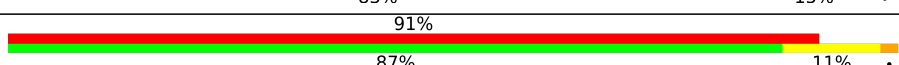

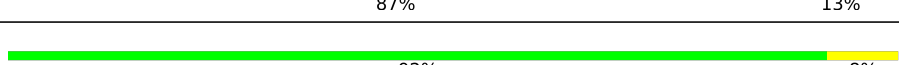


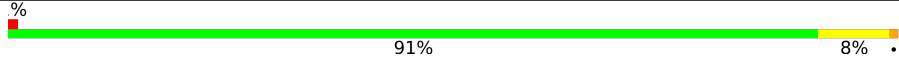



Continued on next page...

Continued from previous page...

Mol	Chain	Length	Quality of chain
15	BO	88	2% 86% 13%
16	AP	82	6% 91% 9%
16	BP	82	21% 82% 17%
17	AQ	80	6% 82% 18%
17	BQ	80	21% 74% 25%
18	AR	55	89% 11%
18	BR	55	7% 96%
19	AS	79	5% 80% 18%
19	BS	79	71% 80% 16%
20	AT	86	% 88% 9%
20	BT	86	35% 74% 19% 6%
21	AU	56	16% 80% 20%
21	BU	56	2% 80% 20%
22	C1	56	45% 80% 16%
22	D1	56	77% 21%
23	C2	51	67% 76% 22%
23	D2	51	82% 18%
24	C3	46	46% 83% 15%
24	D3	46	93% 7%
25	C4	64	27% 92% 8%
25	D4	64	89% 11%
26	C5	38	42% 89% 11%
26	D5	38	97%
27	C0	58	29% 78% 21%
27	D0	58	86% 14%

Continued on next page...

Continued from previous page...

Mol	Chain	Length	Quality of chain
28	CB	120	
28	DB	120	
29	CC	271	
29	DC	271	
30	CD	209	
31	CA	2904	
32	DD	209	
33	DA	2903	
34	CE	201	
34	DE	201	
35	CF	177	
35	DF	177	
36	CG	176	
36	DG	176	
37	CH	149	
37	DH	149	
38	CJ	134	
38	DJ	134	
39	CK	142	
39	DK	142	
40	CL	123	
40	DL	123	
41	CM	144	
41	DM	144	
42	CN	136	

Continued on next page...

Continued from previous page...

Mol	Chain	Length	Quality of chain
42	DN	136	88% 12%
43	CO	125	43% 79% 14% . .
43	DO	125	% 88% 10% .
44	CP	117	48% 87% 11% ..
44	DP	117	88% 10% .
45	CQ	114	23% 89% 10% .
45	DQ	114	90% 9% .
46	CR	117	32% 89% 11%
46	DR	117	89% 11%
47	CS	103	51% 83% 15% .
47	DS	103	% 89% 10% .
48	CT	110	50% 78% 21% .
48	DT	110	82% 18%
49	CU	93	45% 82% 16% .
49	DU	93	2% 88% 12%
50	CV	102	72% 82% 16% .
50	DV	102	% 85% 14% .
51	CW	94	26% 86% 14%
51	DW	94	% 87% 13%
52	CX	76	57% 92% 7% .
52	DX	76	% 86% 12% .
53	CY	77	26% 82% 18%
53	DY	77	90% 10%
54	CZ	62	52% 87% 11% .
54	DZ	62	2% 90% 10%

Continued on next page...

Continued from previous page...

Mol	Chain	Length	Quality of chain
55	DI	135	

The following table lists non-polymeric compounds, carbohydrate monomers and non-standard residues in protein, DNA, RNA chains that are outliers for geometric or electron-density-fit criteria:

Mol	Type	Chain	Res	Chirality	Geometry	Clashes	Electron density
56	MG	AA	1603	-	-	-	X
56	MG	AA	1605	-	-	-	X
56	MG	AA	1606	-	-	-	X
56	MG	AA	1615	-	-	-	X
56	MG	AA	1618	-	-	-	X
56	MG	AA	1619	-	-	-	X
56	MG	AA	1620	-	-	-	X
56	MG	AA	1622	-	-	-	X
56	MG	AA	1626	-	-	-	X
56	MG	AA	1628	-	-	-	X
56	MG	BA	1624	-	-	-	X
56	MG	CA	3003	-	-	-	X
56	MG	CA	3005	-	-	-	X
56	MG	CA	3007	-	-	-	X
56	MG	CA	3008	-	-	-	X
56	MG	CA	3023	-	-	-	X
56	MG	CA	3026	-	-	-	X
56	MG	CA	3032	-	-	-	X
56	MG	CA	3060	-	-	-	X
56	MG	CA	3064	-	-	-	X
56	MG	CA	3075	-	-	-	X
56	MG	CA	3077	-	-	-	X
56	MG	CA	3104	-	-	-	X
56	MG	CA	3110	-	-	-	X
56	MG	CA	3111	-	-	-	X
56	MG	CA	3123	-	-	-	X
56	MG	CA	3124	-	-	-	X
56	MG	CA	3125	-	-	-	X
56	MG	CA	3133	-	-	-	X
56	MG	CA	3135	-	-	-	X
56	MG	CA	3139	-	-	-	X
56	MG	CA	3154	-	-	-	X
56	MG	DA	3130	-	-	-	X
56	MG	DA	3136	-	-	-	X
56	MG	DA	3143	-	-	-	X

Continued on next page...

Continued from previous page...

Mol	Type	Chain	Res	Chirality	Geometry	Clashes	Electron density
56	MG	DA	3169	-	-	-	X
56	MG	DA	3170	-	-	-	X
57	PG4	DA	3213	-	-	-	X
58	MPD	DA	3201	-	-	-	X
58	MPD	DE	301	-	-	-	X
58	MPD	DK	201	-	-	-	X
59	PUT	AA	1672	-	-	-	X
59	PUT	AA	1674	-	-	-	X
59	PUT	AA	1675	-	-	-	X
59	PUT	DA	3193	-	-	-	X
59	PUT	DA	3210	-	-	-	X
61	PEG	D3	102	-	-	-	X
61	PEG	DA	3197	-	-	-	X
61	PEG	DA	3198	-	-	-	X
61	PEG	DP	201	-	-	-	X
61	PEG	DQ	201	-	-	-	X
62	EDO	DA	3196	-	-	-	X
62	EDO	DA	3206	-	-	-	X
62	EDO	DA	3227	-	-	-	X
63	PGE	DT	201	-	-	-	X
66	ACY	DA	3194	-	X	-	-
68	TRS	DA	3217	-	-	-	X

2 Entry composition

There are 69 unique types of molecules in this entry. The entry contains 295125 atoms, of which 0 are hydrogens and 0 are deuteriums.

In the tables below, the ZeroOcc column contains the number of atoms modelled with zero occupancy, the AltConf column contains the number of residues with at least one atom in alternate conformation and the Trace column contains the number of residues modelled with at most 2 atoms.

- Molecule 1 is a RNA chain called 16S rRNA.

Mol	Chain	Residues	Atoms					ZeroOcc	AltConf	Trace
			Total	C	N	O	P			
1	AA	1534	Total 32930	C 14694	N 6041	O 10661	P 1534	0	0	0
1	BA	1533	Total 32908	C 14684	N 6036	O 10655	P 1533	0	0	0

- Molecule 2 is a protein called 30S ribosomal protein S2.

Mol	Chain	Residues	Atoms					ZeroOcc	AltConf	Trace
			Total	C	N	O	S			
2	AB	224	Total 1753	C 1109	N 315	O 321	S 8	0	0	0
2	BB	224	Total 1753	C 1109	N 315	O 321	S 8	0	0	0

- Molecule 3 is a protein called 30S ribosomal protein S3.

Mol	Chain	Residues	Atoms					ZeroOcc	AltConf	Trace
			Total	C	N	O	S			
3	AC	206	Total 1625	C 1028	N 305	O 289	S 3	0	0	0
3	BC	206	Total 1625	C 1028	N 305	O 289	S 3	0	0	0

- Molecule 4 is a protein called 30S ribosomal protein S4.

Mol	Chain	Residues	Atoms					ZeroOcc	AltConf	Trace
			Total	C	N	O	S			
4	AD	205	Total 1643	C 1026	N 315	O 298	S 4	0	0	0
4	BD	205	Total 1643	C 1026	N 315	O 298	S 4	0	0	0

- Molecule 5 is a protein called 30S ribosomal protein S5.

Mol	Chain	Residues	Atoms					ZeroOcc	AltConf	Trace
5	AE	155	Total	C	N	O	S	0	0	0
			1144	711	216	211	6			
5	BE	150	Total	C	N	O	S	0	0	0
			1105	687	211	201	6			

- Molecule 6 is a protein called 30S ribosomal protein S6.

Mol	Chain	Residues	Atoms					ZeroOcc	AltConf	Trace
6	AF	106	Total	C	N	O	S	0	0	0
			862	545	156	154	7			
6	BF	100	Total	C	N	O	S	0	0	0
			817	515	148	148	6			

- Molecule 7 is a protein called 30S ribosomal protein S7.

Mol	Chain	Residues	Atoms					ZeroOcc	AltConf	Trace
7	AG	151	Total	C	N	O	S	0	0	0
			1182	735	227	216	4			
7	BG	151	Total	C	N	O	S	0	0	0
			1182	735	227	216	4			

- Molecule 8 is a protein called 30S ribosomal protein S8.

Mol	Chain	Residues	Atoms					ZeroOcc	AltConf	Trace
8	AH	129	Total	C	N	O	S	0	0	0
			979	616	173	184	6			
8	BH	129	Total	C	N	O	S	0	0	0
			979	616	173	184	6			

- Molecule 9 is a protein called 30S ribosomal protein S9.

Mol	Chain	Residues	Atoms					ZeroOcc	AltConf	Trace
9	AI	127	Total	C	N	O	S	0	0	0
			1022	634	206	179	3			
9	BI	127	Total	C	N	O	S	0	0	0
			1022	634	206	179	3			

- Molecule 10 is a protein called 30S ribosomal protein S10.

Mol	Chain	Residues	Atoms					ZeroOcc	AltConf	Trace
10	AJ	99	Total	C	N	O	S	0	0	0
			796	498	152	145	1			

Continued on next page...

Continued from previous page...

Mol	Chain	Residues	Atoms					ZeroOcc	AltConf	Trace
			Total	C	N	O	S			
10	BJ	98	787	493	150	143	1	0	0	0

- Molecule 11 is a protein called 30S ribosomal protein S11.

Mol	Chain	Residues	Atoms					ZeroOcc	AltConf	Trace
			Total	C	N	O	S			
11	AK	117	877	540	174	160	3	0	0	0
11	BK	117	877	540	174	160	3	0	0	0

- Molecule 12 is a protein called 30S ribosomal protein S12.

Mol	Chain	Residues	Atoms					ZeroOcc	AltConf	Trace
			Total	C	N	O	S			
12	AL	123	957	591	196	165	5	0	0	0
12	BL	123	957	591	196	165	5	0	0	0

- Molecule 13 is a protein called 30S ribosomal protein S13.

Mol	Chain	Residues	Atoms					ZeroOcc	AltConf	Trace
			Total	C	N	O	S			
13	AM	114	884	546	178	157	3	0	0	0
13	BM	114	884	546	178	157	3	0	0	0

- Molecule 14 is a protein called 30S ribosomal protein S14.

Mol	Chain	Residues	Atoms					ZeroOcc	AltConf	Trace
			Total	C	N	O	S			
14	AN	100	805	499	164	139	3	0	0	0
14	BN	100	805	499	164	139	3	0	0	0

- Molecule 15 is a protein called 30S ribosomal protein S15.

Mol	Chain	Residues	Atoms					ZeroOcc	AltConf	Trace
			Total	C	N	O	S			
15	AO	88	714	439	144	130	1	0	0	0
15	BO	88	714	439	144	130	1	0	0	0

- Molecule 16 is a protein called 30S ribosomal protein S16.

Mol	Chain	Residues	Atoms					ZeroOcc	AltConf	Trace
			Total	C	N	O	S			
16	AP	82	Total 649	C 406	N 128	O 114	S 1	0	0	0
16	BP	82	Total 649	C 406	N 128	O 114	S 1	0	0	0

- Molecule 17 is a protein called 30S ribosomal protein S17.

Mol	Chain	Residues	Atoms					ZeroOcc	AltConf	Trace
			Total	C	N	O	S			
17	AQ	80	Total 649	C 411	N 121	O 114	S 3	0	0	0
17	BQ	80	Total 649	C 411	N 121	O 114	S 3	0	0	0

- Molecule 18 is a protein called 30S ribosomal protein S18.

Mol	Chain	Residues	Atoms				ZeroOcc	AltConf	Trace
			Total	C	N	O			
18	AR	55	Total 456	C 288	N 86	O 82	0	0	0
18	BR	55	Total 456	C 288	N 86	O 82	0	0	0

- Molecule 19 is a protein called 30S ribosomal protein S19.

Mol	Chain	Residues	Atoms					ZeroOcc	AltConf	Trace
			Total	C	N	O	S			
19	AS	79	Total 638	C 408	N 120	O 108	S 2	0	0	0
19	BS	79	Total 638	C 408	N 120	O 108	S 2	0	0	0

- Molecule 20 is a protein called 30S ribosomal protein S20.

Mol	Chain	Residues	Atoms					ZeroOcc	AltConf	Trace
			Total	C	N	O	S			
20	AT	86	Total 670	C 414	N 138	O 115	S 3	0	0	0
20	BT	85	Total 665	C 411	N 137	O 114	S 3	0	0	0

- Molecule 21 is a protein called 30S ribosomal protein S21.

Mol	Chain	Residues	Atoms					ZeroOcc	AltConf	Trace
21	AU	56	Total	C	N	O	S	0	0	0
			465	290	96	78	1			
21	BU	56	Total	C	N	O	S	0	0	0
			465	290	96	78	1			

- Molecule 22 is a protein called 50S ribosomal protein L32.

Mol	Chain	Residues	Atoms					ZeroOcc	AltConf	Trace
22	C1	56	Total	C	N	O	S	0	0	0
			444	269	94	80	1			
22	D1	56	Total	C	N	O	S	0	0	0
			444	269	94	80	1			

- Molecule 23 is a protein called 50S ribosomal protein L33.

Mol	Chain	Residues	Atoms				ZeroOcc	AltConf	Trace
23	C2	50	Total	C	N	O	0	0	0
			409	263	75	71			
23	D2	51	Total	C	N	O	0	0	0
			414	266	76	72			

- Molecule 24 is a protein called 50S ribosomal protein L34.

Mol	Chain	Residues	Atoms					ZeroOcc	AltConf	Trace
24	C3	46	Total	C	N	O	S	0	0	0
			377	228	90	57	2			
24	D3	46	Total	C	N	O	S	0	0	0
			377	228	90	57	2			

- Molecule 25 is a protein called 50S ribosomal protein L35.

Mol	Chain	Residues	Atoms					ZeroOcc	AltConf	Trace
25	C4	64	Total	C	N	O	S	0	0	0
			504	323	105	74	2			
25	D4	64	Total	C	N	O	S	0	0	0
			504	323	105	74	2			

- Molecule 26 is a protein called 50S ribosomal protein L36.

Mol	Chain	Residues	Atoms					ZeroOcc	AltConf	Trace
26	C5	38	Total	C	N	O	S	0	0	0
			302	185	65	48	4			

Continued on next page...

Continued from previous page...

Mol	Chain	Residues	Atoms					ZeroOcc	AltConf	Trace
26	D5	38	Total	C	N	O	S	0	0	0
			302	185	65	48	4			

- Molecule 27 is a protein called 50S ribosomal protein L30.

Mol	Chain	Residues	Atoms					ZeroOcc	AltConf	Trace
27	C0	58	Total	C	N	O	S	0	0	0
			449	281	87	79	2			
27	D0	58	Total	C	N	O	S	0	2	0
			463	290	90	81	2			

- Molecule 28 is a RNA chain called 5S rRNA.

Mol	Chain	Residues	Atoms					ZeroOcc	AltConf	Trace
28	CB	118	Total	C	N	O	P	0	0	0
			2529	1126	464	821	118			
28	DB	120	Total	C	N	O	P	0	0	0
			2569	1144	468	837	120			

- Molecule 29 is a protein called 50S ribosomal protein L2.

Mol	Chain	Residues	Atoms					ZeroOcc	AltConf	Trace
29	CC	271	Total	C	N	O	S	0	0	0
			2083	1288	423	365	7			
29	DC	271	Total	C	N	O	S	0	0	0
			2083	1288	423	365	7			

- Molecule 30 is a protein called 50S ribosomal protein L3.

Mol	Chain	Residues	Atoms					ZeroOcc	AltConf	Trace
30	CD	209	Total	C	N	O	S	0	0	0
			1565	979	288	294	4			

- Molecule 31 is a RNA chain called 23S rRNA.

Mol	Chain	Residues	Atoms					ZeroOcc	AltConf	Trace
31	CA	2898	Total	C	N	O	P	0	0	0
			62229	27768	11448	20115	2898			

- Molecule 32 is a protein called 50S ribosomal protein L3.

Mol	Chain	Residues	Atoms					ZeroOcc	AltConf	Trace
			Total	C	N	O	S			
32	DD	209	1576	986	290	296	4	0	1	0

- Molecule 33 is a RNA chain called 23S rRNA.

Mol	Chain	Residues	Atoms					ZeroOcc	AltConf	Trace
			Total	C	N	O	P			
33	DA	2897	62423	27855	11485	20176	2907	0	11	0

- Molecule 34 is a protein called 50S ribosomal protein L4.

Mol	Chain	Residues	Atoms					ZeroOcc	AltConf	Trace
			Total	C	N	O	S			
34	CE	201	1552	974	283	290	5	0	0	0
34	DE	201	1552	974	283	290	5	0	0	0

- Molecule 35 is a protein called 50S ribosomal protein L5.

Mol	Chain	Residues	Atoms					ZeroOcc	AltConf	Trace
			Total	C	N	O	S			
35	CF	177	1411	899	249	257	6	0	0	0
35	DF	177	1411	899	249	257	6	0	0	0

- Molecule 36 is a protein called 50S ribosomal protein L6.

Mol	Chain	Residues	Atoms					ZeroOcc	AltConf	Trace
			Total	C	N	O	S			
36	CG	176	1323	832	243	246	2	0	0	0
36	DG	176	1323	832	243	246	2	0	0	0

- Molecule 37 is a protein called 50S ribosomal protein L9.

Mol	Chain	Residues	Atoms					ZeroOcc	AltConf	Trace
			Total	C	N	O	S			
37	CH	149	1110	699	197	213	1	0	0	0
37	DH	149	1110	699	197	213	1	0	0	0

- Molecule 38 is a protein called 50S ribosomal protein L11.

Mol	Chain	Residues	Atoms					ZeroOcc	AltConf	Trace
38	CJ	134	Total	C	N	O	S	0	0	0
			979	619	169	185	6			
38	DJ	134	Total	C	N	O	S	0	0	0
			979	619	169	185	6			

- Molecule 39 is a protein called 50S ribosomal protein L13.

Mol	Chain	Residues	Atoms					ZeroOcc	AltConf	Trace
39	CK	142	Total	C	N	O	S	0	0	0
			1129	714	212	199	4			
39	DK	142	Total	C	N	O	S	0	0	0
			1129	714	212	199	4			

- Molecule 40 is a protein called 50S ribosomal protein L14.

Mol	Chain	Residues	Atoms					ZeroOcc	AltConf	Trace
40	CL	122	Total	C	N	O	S	0	0	0
			938	587	180	165	6			
40	DL	123	Total	C	N	O	S	0	0	0
			946	593	181	166	6			

- Molecule 41 is a protein called 50S ribosomal protein L15.

Mol	Chain	Residues	Atoms					ZeroOcc	AltConf	Trace
41	CM	144	Total	C	N	O	S	0	0	0
			1053	654	207	190	2			
41	DM	144	Total	C	N	O	S	0	0	0
			1053	654	207	190	2			

- Molecule 42 is a protein called 50S ribosomal protein L16.

Mol	Chain	Residues	Atoms					ZeroOcc	AltConf	Trace
42	CN	136	Total	C	N	O	S	0	0	0
			1075	686	205	178	6			
42	DN	136	Total	C	N	O	S	0	2	0
			1092	696	211	179	6			

There are 2 discrepancies between the modelled and reference sequences:

Chain	Residue	Modelled	Actual	Comment	Reference
CN	81	4D4	ARG	conflict	UNP P0ADY7
DN	81	4D4	ARG	conflict	UNP P0ADY7

- Molecule 43 is a protein called 50S ribosomal protein L17.

Mol	Chain	Residues	Atoms					ZeroOcc	AltConf	Trace
43	CO	120	Total	C	N	O	S	0	0	0
			960	593	196	166	5			
43	DO	125	Total	C	N	O	S	0	0	0
			993	613	202	173	5			

- Molecule 44 is a protein called 50S ribosomal protein L18.

Mol	Chain	Residues	Atoms					ZeroOcc	AltConf	Trace
44	CP	116	Total	C	N	O		0	0	0
			892	552	178	162				
44	DP	117	Total	C	N	O	S	0	0	0
			900	557	179	163	1			

- Molecule 45 is a protein called 50S ribosomal protein L19.

Mol	Chain	Residues	Atoms					ZeroOcc	AltConf	Trace
45	CQ	114	Total	C	N	O	S	0	0	0
			917	574	179	163	1			
45	DQ	114	Total	C	N	O	S	0	0	0
			917	574	179	163	1			

- Molecule 46 is a protein called 50S ribosomal protein L20.

Mol	Chain	Residues	Atoms				ZeroOcc	AltConf	Trace	
46	CR	117	Total	C	N	O		0	0	0
			947	604	192	151				
46	DR	117	Total	C	N	O		0	0	0
			947	604	192	151				

- Molecule 47 is a protein called 50S ribosomal protein L21.

Mol	Chain	Residues	Atoms					ZeroOcc	AltConf	Trace
47	CS	103	Total	C	N	O	S	0	0	0
			816	516	153	145	2			
47	DS	103	Total	C	N	O	S	0	0	0
			816	516	153	145	2			

- Molecule 48 is a protein called 50S ribosomal protein L22.

Mol	Chain	Residues	Atoms					ZeroOcc	AltConf	Trace
48	CT	110	Total	C	N	O	S	0	0	0
			857	532	166	156	3			
48	DT	110	Total	C	N	O	S	0	0	0
			857	532	166	156	3			

- Molecule 49 is a protein called 50S ribosomal protein L23.

Mol	Chain	Residues	Atoms					ZeroOcc	AltConf	Trace
49	CU	93	Total	C	N	O	S	0	0	0
			739	466	139	132	2			
49	DU	93	Total	C	N	O	S	0	0	0
			739	466	139	132	2			

- Molecule 50 is a protein called 50S ribosomal protein L24.

Mol	Chain	Residues	Atoms				ZeroOcc	AltConf	Trace
50	CV	102	Total	C	N	O	0	0	0
			780	492	146	142			
50	DV	102	Total	C	N	O	0	0	0
			780	492	146	142			

- Molecule 51 is a protein called 50S ribosomal protein L25.

Mol	Chain	Residues	Atoms					ZeroOcc	AltConf	Trace
51	CW	94	Total	C	N	O	S	0	0	0
			753	479	137	134	3			
51	DW	94	Total	C	N	O	S	0	0	0
			753	479	137	134	3			

- Molecule 52 is a protein called 50S ribosomal protein L27.

Mol	Chain	Residues	Atoms					ZeroOcc	AltConf	Trace
52	CX	75	Total	C	N	O	S	0	0	0
			569	353	113	102	1			
52	DX	76	Total	C	N	O	S	0	1	0
			591	365	121	104	1			

- Molecule 53 is a protein called 50S ribosomal protein L28.

Mol	Chain	Residues	Atoms					ZeroOcc	AltConf	Trace
53	CY	77	Total	C	N	O	S	0	0	0
			625	388	129	106	2			

Continued on next page...

Continued from previous page...

Mol	Chain	Residues	Atoms					ZeroOcc	AltConf	Trace
53	DY	77	Total	C	N	O	S	0	0	0
			625	388	129	106	2			

- Molecule 54 is a protein called 50S ribosomal protein L29.

Mol	Chain	Residues	Atoms					ZeroOcc	AltConf	Trace
54	CZ	62	Total	C	N	O	S	0	0	0
			501	308	98	94	1			
54	DZ	62	Total	C	N	O	S	0	0	0
			501	308	98	94	1			

- Molecule 55 is a protein called 50S ribosomal protein L10.

Mol	Chain	Residues	Atoms					ZeroOcc	AltConf	Trace
55	DI	135	Total	C	N	O	S	0	0	0
			1023	649	179	192	3			

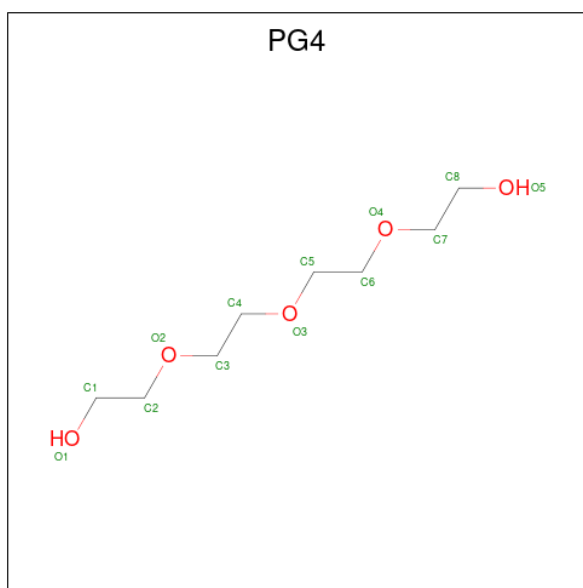
There are 2 discrepancies between the modelled and reference sequences:

Chain	Residue	Modelled	Actual	Comment	Reference
DI	85	VAL	SER	conflict	UNP P0A7J3
DI	86	THR	MET	conflict	UNP P0A7J3

- Molecule 56 is MAGNESIUM ION (three-letter code: MG) (formula: Mg).

Mol	Chain	Residues	Atoms		ZeroOcc	AltConf
56	AA	70	Total	Mg	0	0
			70	70		
56	BA	41	Total	Mg	0	0
			41	41		
56	CB	3	Total	Mg	0	0
			3	3		
56	CA	156	Total	Mg	0	0
			156	156		
56	DB	9	Total	Mg	0	0
			9	9		
56	DD	2	Total	Mg	0	0
			2	2		
56	DA	183	Total	Mg	0	0
			183	183		
56	DR	2	Total	Mg	0	0
			2	2		

- Molecule 57 is TETRAETHYLENE GLYCOL (three-letter code: PG4) (formula: $C_8H_{18}O_5$).



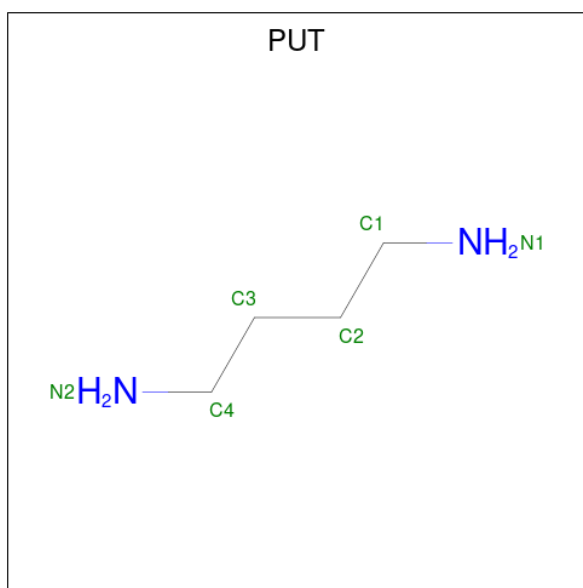
Mol	Chain	Residues	Atoms	ZeroOcc	AltConf
57	AA	1	Total C O 13 8 5	0	0
57	BA	1	Total C O 13 8 5	0	0
57	DA	1	Total C O 13 8 5	0	0
57	DA	1	Total C O 13 8 5	0	0
57	DQ	1	Total C O 13 8 5	0	0
57	DR	1	Total C O 13 8 5	0	0
57	DS	1	Total C O 13 8 5	0	0

- Molecule 58 is (4S)-2-METHYL-2,4-PENTANEDIOL (three-letter code: MPD) (formula: $C_6H_{14}O_2$).



Mol	Chain	Residues	Atoms	ZeroOcc	AltConf
58	AA	1	Total C O 8 6 2	0	0
58	AA	1	Total C O 8 6 2	0	0
58	DA	1	Total C O 8 6 2	0	0
58	DA	1	Total C O 8 6 2	0	0
58	DA	1	Total C O 8 6 2	0	0
58	DA	1	Total C O 8 6 2	0	0
58	DA	1	Total C O 8 6 2	0	0
58	DA	1	Total C O 8 6 2	0	0
58	DA	1	Total C O 8 6 2	0	0
58	DE	1	Total C O 8 6 2	0	0
58	DE	1	Total C O 8 6 2	0	0
58	DK	1	Total C O 8 6 2	0	0
58	DN	1	Total C O 8 6 2	0	0
58	DS	1	Total C O 8 6 2	0	0
58	DT	1	Total C O 8 6 2	0	0

- Molecule 59 is 1,4-DIAMINOBTANE (three-letter code: PUT) (formula: C₄H₁₂N₂).



Mol	Chain	Residues	Atoms	ZeroOcc	AltConf
59	AA	1	Total C N 6 4 2	0	0
59	AA	1	Total C N 6 4 2	0	0
59	AA	1	Total C N 6 4 2	0	0
59	AA	1	Total C N 6 4 2	0	0
59	DA	1	Total C N 6 4 2	0	0
59	DA	1	Total C N 6 4 2	0	0
59	DA	1	Total C N 6 4 2	0	0
59	DA	1	Total C N 6 4 2	0	0
59	DA	1	Total C N 6 4 2	0	0
59	DA	1	Total C N 6 4 2	0	0
59	DA	1	Total C N 6 4 2	0	0
59	DA	1	Total C N 6 4 2	0	0
59	DA	1	Total C N 6 4 2	0	0

Continued on next page...

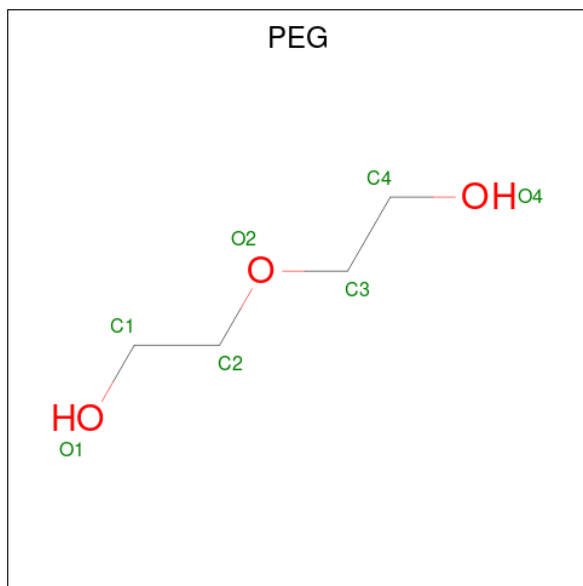
Continued from previous page...

Mol	Chain	Residues	Atoms			ZeroOcc	AltConf
59	DA	1	Total	C	N	0	0
			6	4	2		
59	DA	1	Total	C	N	0	0
			6	4	2		
59	DA	1	Total	C	N	0	0
			6	4	2		

- Molecule 60 is ZINC ION (three-letter code: ZN) (formula: Zn).

Mol	Chain	Residues	Atoms		ZeroOcc	AltConf
60	AB	1	Total	Zn	0	0
			1	1		
60	C5	1	Total	Zn	0	0
			1	1		
60	D5	1	Total	Zn	0	0
			1	1		

- Molecule 61 is DI(HYDROXYETHYL)ETHER (three-letter code: PEG) (formula: C₄H₁₀O₃).



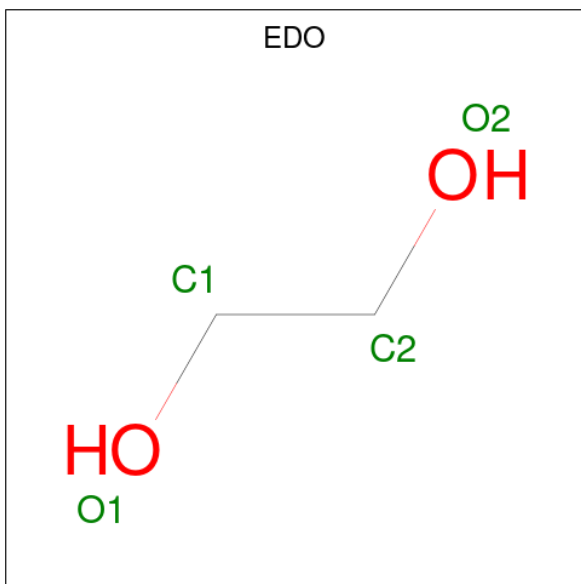
Mol	Chain	Residues	Atoms			ZeroOcc	AltConf
61	AL	1	Total	C	O	0	0
			7	4	3		
61	D1	1	Total	C	O	0	0
			7	4	3		
61	D3	1	Total	C	O	0	0
			7	4	3		

Continued on next page...

Continued from previous page...

Mol	Chain	Residues	Atoms	ZeroOcc	AltConf
61	DA	1	Total C O 7 4 3	0	0
61	DA	1	Total C O 7 4 3	0	0
61	DA	1	Total C O 7 4 3	0	0
61	DA	1	Total C O 7 4 3	0	0
61	DA	1	Total C O 7 4 3	0	0
61	DL	1	Total C O 7 4 3	0	0
61	DP	1	Total C O 7 4 3	0	0
61	DQ	1	Total C O 7 4 3	0	0

- Molecule 62 is 1,2-ETHANEDIOL (three-letter code: EDO) (formula: C₂H₆O₂).



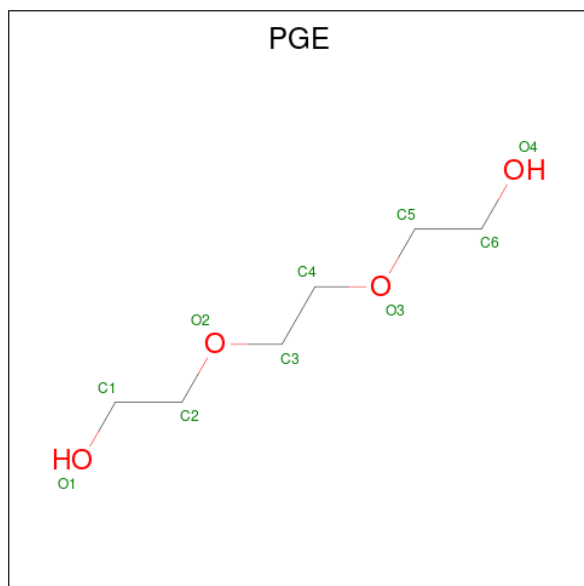
Mol	Chain	Residues	Atoms	ZeroOcc	AltConf
62	D1	1	Total C O 4 2 2	0	0
62	D0	1	Total C O 4 2 2	0	0
62	DB	1	Total C O 4 2 2	0	0

Continued on next page...

Continued from previous page...

Mol	Chain	Residues	Atoms			ZeroOcc	AltConf
62	DB	1	Total	C	O	0	0
			4	2	2		
62	DA	1	Total	C	O	0	0
			4	2	2		
62	DA	1	Total	C	O	0	0
			4	2	2		
62	DA	1	Total	C	O	0	0
			4	2	2		
62	DA	1	Total	C	O	0	0
			4	2	2		
62	DA	1	Total	C	O	0	0
			4	2	2		
62	DA	1	Total	C	O	0	0
			4	2	2		

- Molecule 63 is TRIETHYLENE GLYCOL (three-letter code: PGE) (formula: C₆H₁₄O₄).



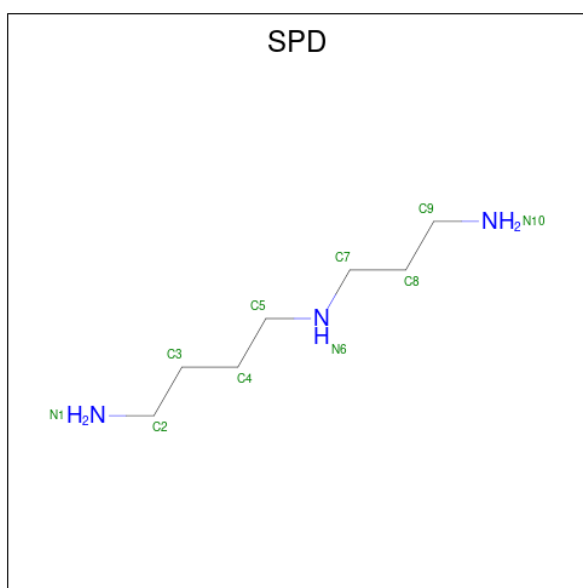
Mol	Chain	Residues	Atoms			ZeroOcc	AltConf
63	D3	1	Total	C	O	0	0
			10	6	4		
63	DD	1	Total	C	O	0	0
			10	6	4		

Continued on next page...

Continued from previous page...

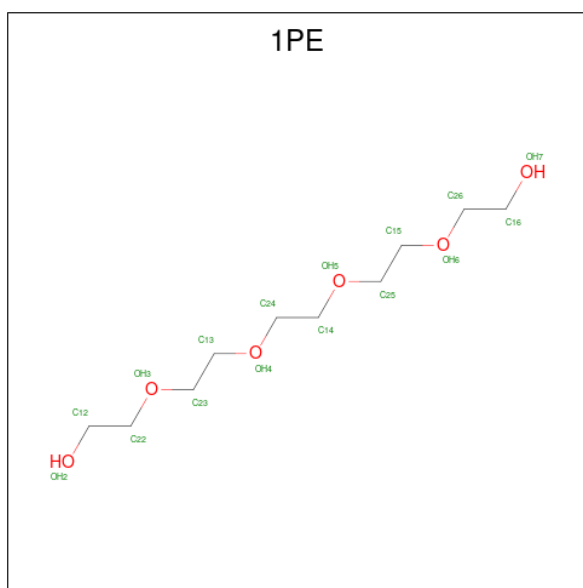
Mol	Chain	Residues	Atoms	ZeroOcc	AltConf
63	DA	1	Total C O 10 6 4	0	0
63	DA	1	Total C O 10 6 4	0	0
63	DA	1	Total C O 10 6 4	0	0
63	DA	1	Total C O 10 6 4	0	0
63	DS	1	Total C O 10 6 4	0	0
63	DT	1	Total C O 10 6 4	0	0
63	DU	1	Total C O 10 6 4	0	0

- Molecule 64 is SPERMIDINE (three-letter code: SPD) (formula: C₇H₁₉N₃).



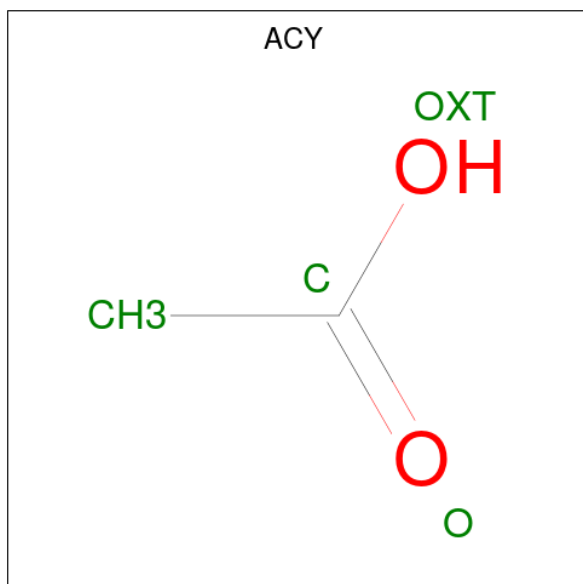
Mol	Chain	Residues	Atoms	ZeroOcc	AltConf
64	DA	1	Total C N 10 7 3	0	0
64	DA	1	Total C N 10 7 3	0	0
64	DA	1	Total C N 10 7 3	0	0
64	DA	1	Total C N 10 7 3	0	0

- Molecule 65 is PENTAETHYLENE GLYCOL (three-letter code: 1PE) (formula: $C_{10}H_{22}O_6$).



Mol	Chain	Residues	Atoms		ZeroOcc	AltConf
65	DA	1	Total	C O	0	0
			16	10 6		
65	DA	1	Total	C O	0	0
			16	10 6		

- Molecule 66 is ACETIC ACID (three-letter code: ACY) (formula: $C_2H_4O_2$).



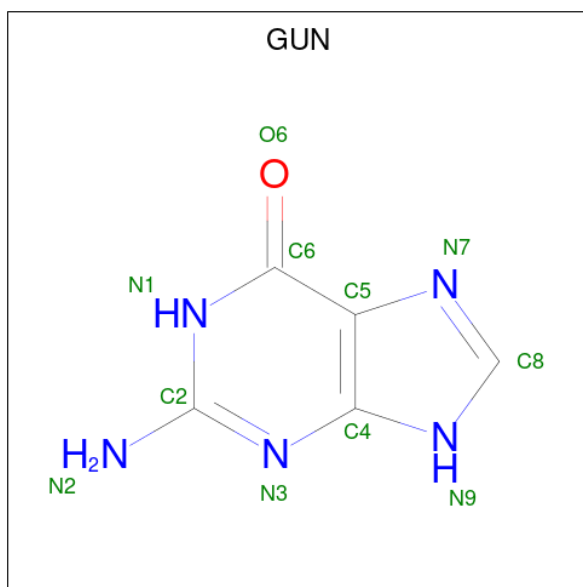
Mol	Chain	Residues	Atoms		ZeroOcc	AltConf
66	DA	1	Total	C O	0	0
			4	2 2		

Continued on next page...

Continued from previous page...

Mol	Chain	Residues	Atoms			ZeroOcc	AltConf
66	DA	1	Total	C	O	0	0
			4	2	2		
66	DA	1	Total	C	O	0	0
			4	2	2		

- Molecule 67 is GUANINE (three-letter code: GUN) (formula: $C_5H_5N_5O$).



Mol	Chain	Residues	Atoms				ZeroOcc	AltConf
67	DA	1	Total	C	N	O	0	0
			11	5	5	1		

- Molecule 68 is 2-AMINO-2-HYDROXYMETHYL-PROPANE-1,3-DIOL (three-letter code: TRS) (formula: $C_4H_{12}NO_3$).



Mol	Chain	Residues	Atoms				ZeroOcc	AltConf
			Total	C	N	O		
68	DA	1	8	4	1	3	0	0

- Molecule 69 is water.

Mol	Chain	Residues	Atoms		ZeroOcc	AltConf
69	AA	507	Total	O	0	0
			507	507		
69	AC	4	Total	O	0	0
			4	4		
69	AD	3	Total	O	0	0
			3	3		
69	AE	5	Total	O	0	0
			5	5		
69	AF	1	Total	O	0	0
			1	1		
69	AG	1	Total	O	0	0
			1	1		
69	AJ	2	Total	O	0	0
			2	2		
69	AK	7	Total	O	0	0
			7	7		
69	AL	10	Total	O	0	0
			10	10		
69	AM	4	Total	O	0	0
			4	4		
69	AN	7	Total	O	0	0
			7	7		

Continued on next page...

Continued from previous page...

Mol	Chain	Residues	Atoms	ZeroOcc	AltConf
69	AO	2	Total O 2 2	0	0
69	AP	2	Total O 2 2	0	0
69	AR	1	Total O 1 1	0	0
69	AS	1	Total O 1 1	0	0
69	AT	3	Total O 3 3	0	0
69	AU	3	Total O 3 3	0	0
69	C3	3	Total O 3 3	0	0
69	C4	1	Total O 1 1	0	0
69	C5	1	Total O 1 1	0	0
69	BA	291	Total O 291 291	0	0
69	BD	11	Total O 11 11	0	0
69	BE	1	Total O 1 1	0	0
69	BF	1	Total O 1 1	0	0
69	BK	2	Total O 2 2	0	0
69	BL	2	Total O 2 2	0	0
69	BN	2	Total O 2 2	0	0
69	BO	1	Total O 1 1	0	0
69	BP	3	Total O 3 3	0	0
69	BR	1	Total O 1 1	0	0
69	BT	4	Total O 4 4	0	0
69	BU	1	Total O 1 1	0	0

Continued on next page...

Continued from previous page...

Mol	Chain	Residues	Atoms		ZeroOcc	AltConf
69	D1	42	Total 42	O 42	0	0
69	D2	7	Total 7	O 7	0	0
69	D3	28	Total 28	O 28	0	0
69	D4	39	Total 39	O 39	0	0
69	D5	9	Total 9	O 9	0	0
69	D0	21	Total 21	O 21	0	0
69	CB	13	Total 13	O 13	0	0
69	CC	10	Total 10	O 10	0	0
69	CD	6	Total 6	O 6	0	0
69	CA	692	Total 692	O 692	0	0
69	DB	199	Total 199	O 199	0	0
69	DC	98	Total 98	O 98	0	0
69	DD	95	Total 95	O 95	0	0
69	DA	4834	Total 4834	O 4834	0	0
69	CE	7	Total 7	O 7	0	0
69	CL	1	Total 1	O 1	0	0
69	CM	3	Total 3	O 3	0	0
69	CO	1	Total 1	O 1	0	0
69	CU	2	Total 2	O 2	0	0
69	CV	1	Total 1	O 1	0	0
69	CW	1	Total 1	O 1	0	0

Continued on next page...


Continued from previous page...

Mol	Chain	Residues	Atoms		ZeroOcc	AltConf
69	CY	1	Total 1	O 1	0	0
69	DE	63	Total 63	O 63	0	0
69	DF	15	Total 15	O 15	0	0
69	DG	7	Total 7	O 7	0	0
69	DH	1	Total 1	O 1	0	0
69	DK	65	Total 65	O 65	0	0
69	DL	52	Total 52	O 52	0	0
69	DM	62	Total 62	O 62	0	0
69	DN	64	Total 64	O 64	0	0
69	DO	48	Total 48	O 48	0	0
69	DP	44	Total 44	O 44	0	0
69	DQ	33	Total 33	O 33	0	0
69	DR	68	Total 68	O 68	0	0
69	DS	48	Total 48	O 48	0	0
69	DT	62	Total 62	O 62	0	0
69	DU	22	Total 22	O 22	0	0
69	DV	18	Total 18	O 18	0	0
69	DW	34	Total 34	O 34	0	0
69	DX	31	Total 31	O 31	0	0
69	DY	10	Total 10	O 10	0	0
69	DZ	5	Total 5	O 5	0	0

3 Residue-property plots

These plots are drawn for all protein, RNA, DNA and oligosaccharide chains in the entry. The first graphic for a chain summarises the proportions of the various outlier classes displayed in the second graphic. The second graphic shows the sequence view annotated by issues in geometry and electron density. Residues are color-coded according to the number of geometric quality criteria for which they contain at least one outlier: green = 0, yellow = 1, orange = 2 and red = 3 or more. A red dot above a residue indicates a poor fit to the electron density ($RSRZ > 2$). Stretches of 2 or more consecutive residues without any outlier are shown as a green connector. Residues present in the sample, but not in the model, are shown in grey.

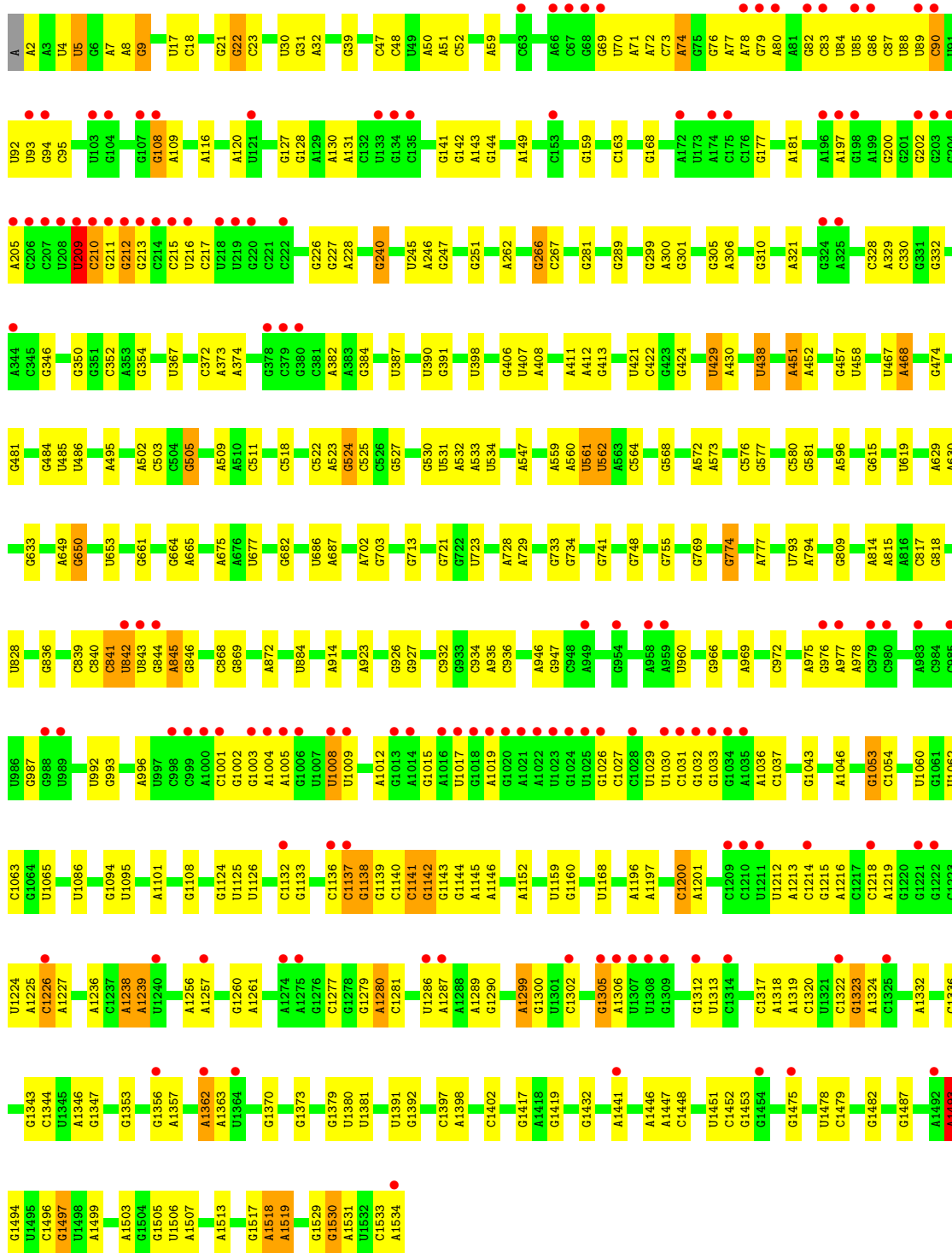
- Molecule 1: 16S rRNA



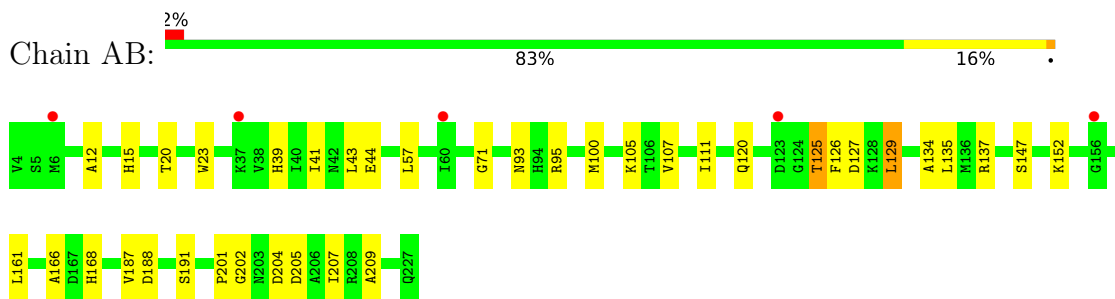
A1534

- Molecule 1: 16S rRNA

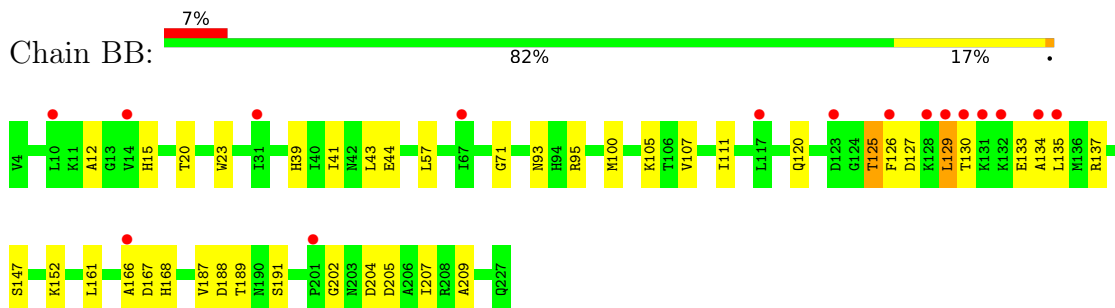
Chain BA: 9% 74% 23%



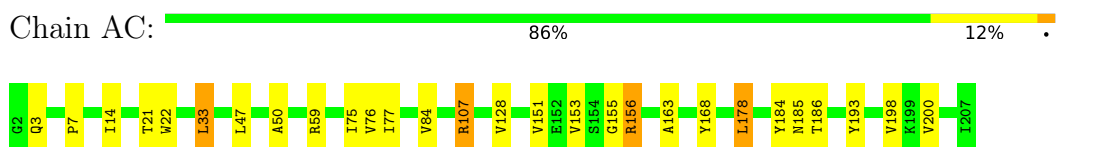
- Molecule 2: 30S ribosomal protein S2



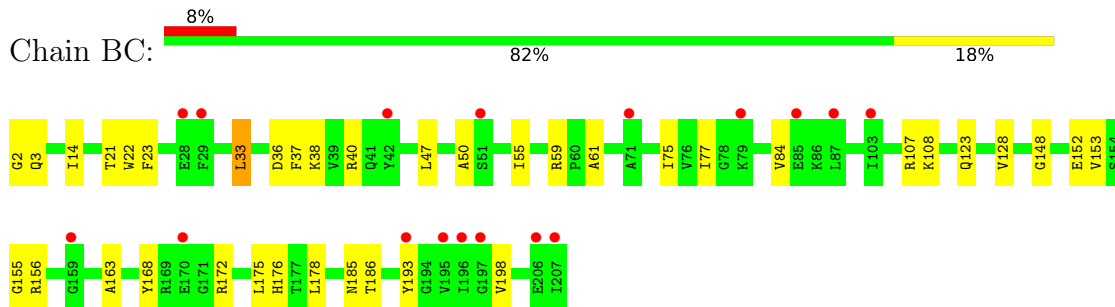
- Molecule 2: 30S ribosomal protein S2



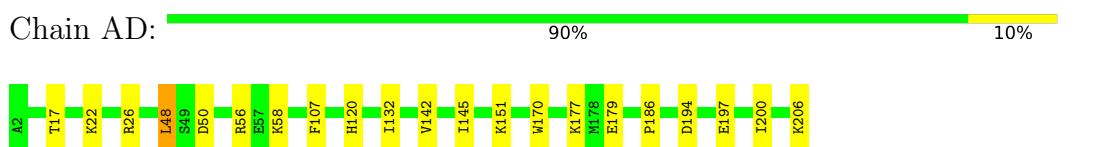
- Molecule 3: 30S ribosomal protein S3



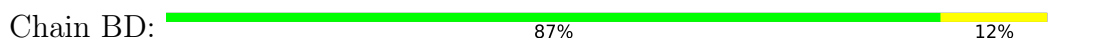
- Molecule 3: 30S ribosomal protein S3



- Molecule 4: 30S ribosomal protein S4

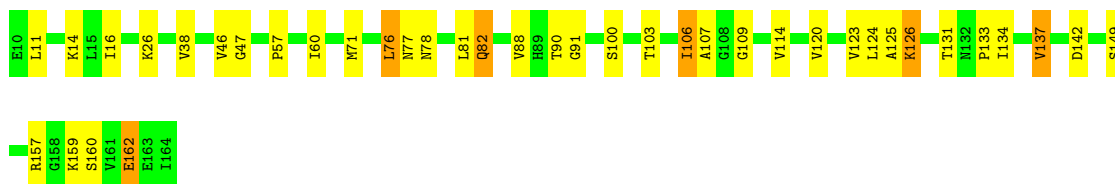
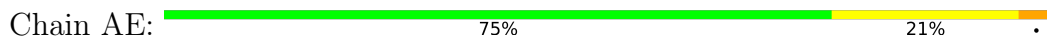


- Molecule 4: 30S ribosomal protein S4

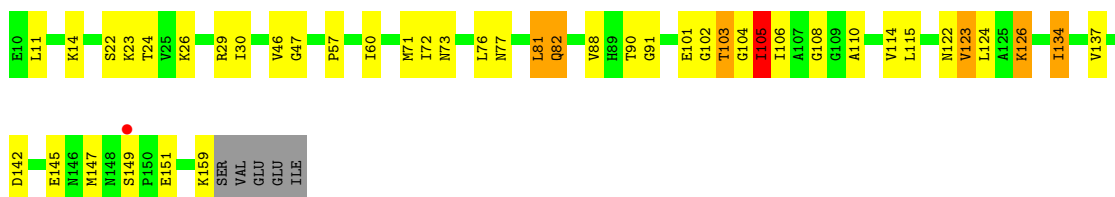




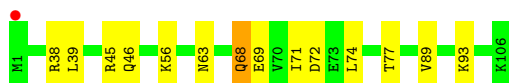
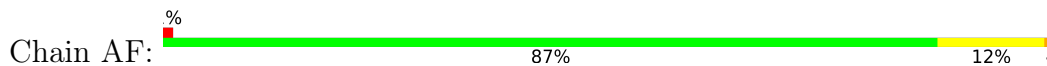
- Molecule 5: 30S ribosomal protein S5



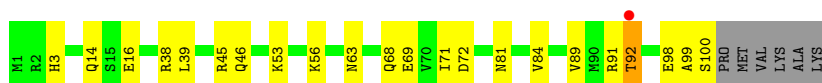
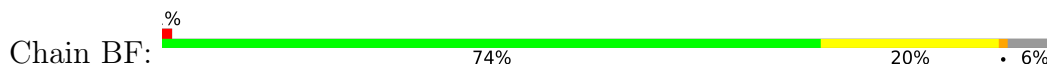
- Molecule 5: 30S ribosomal protein S5



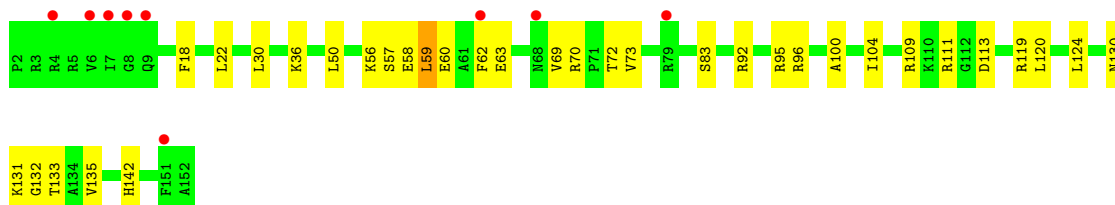
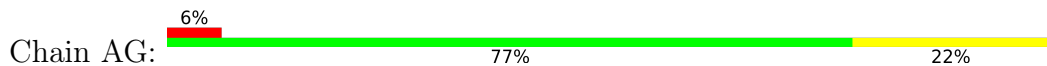
- Molecule 6: 30S ribosomal protein S6



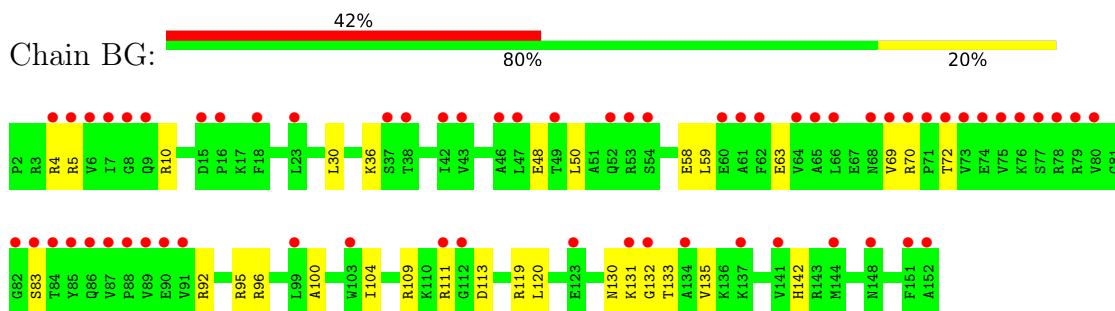
- Molecule 6: 30S ribosomal protein S6



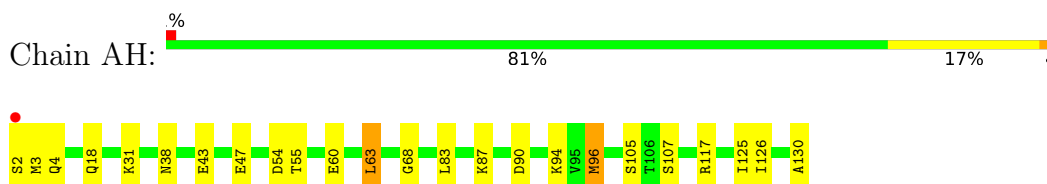
- Molecule 7: 30S ribosomal protein S7



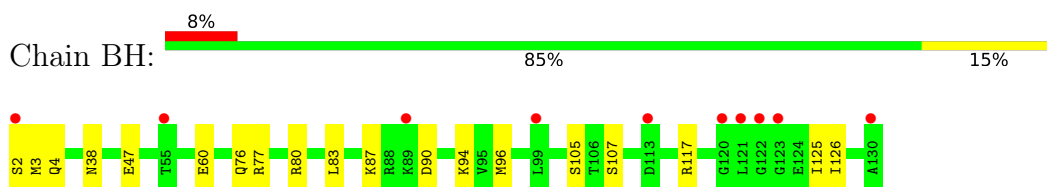
- Molecule 7: 30S ribosomal protein S7



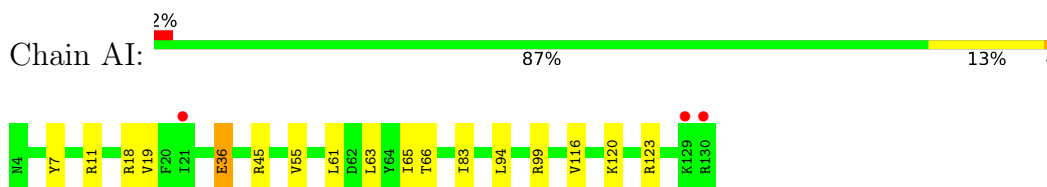
- Molecule 8: 30S ribosomal protein S8



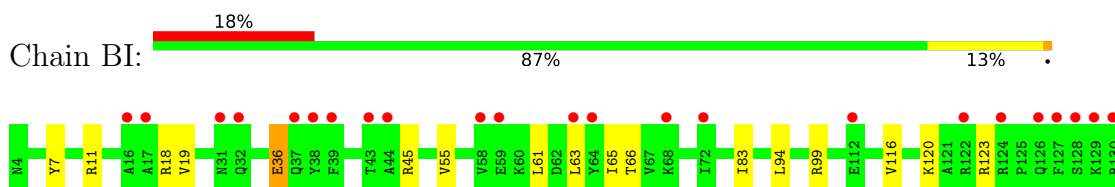
- Molecule 8: 30S ribosomal protein S8



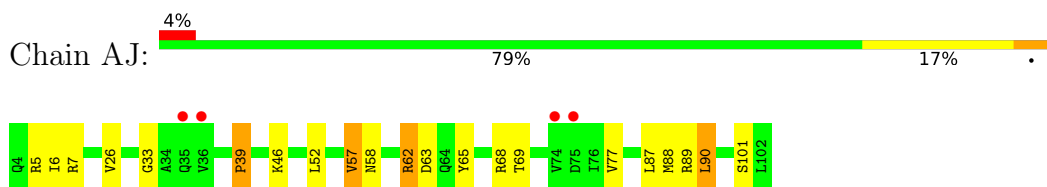
- Molecule 9: 30S ribosomal protein S9



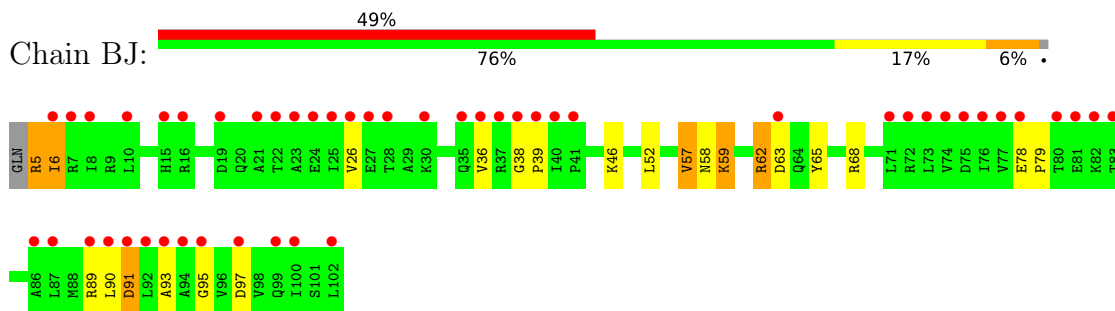
- Molecule 9: 30S ribosomal protein S9



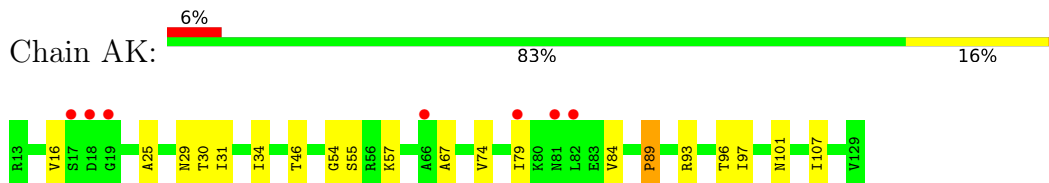
- Molecule 10: 30S ribosomal protein S10



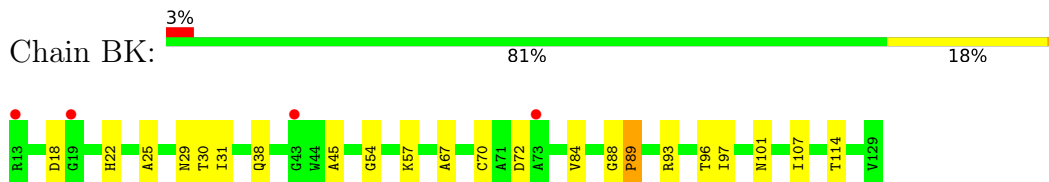
- Molecule 10: 30S ribosomal protein S10



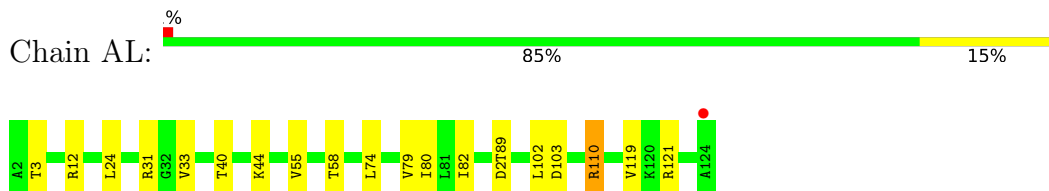
- Molecule 11: 30S ribosomal protein S11



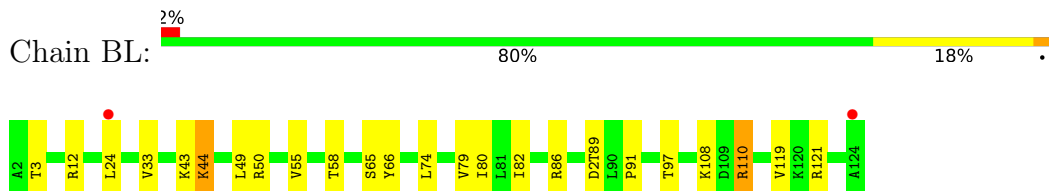
- Molecule 11: 30S ribosomal protein S11



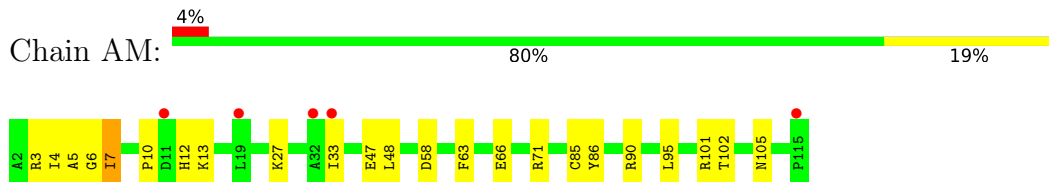
- Molecule 12: 30S ribosomal protein S12



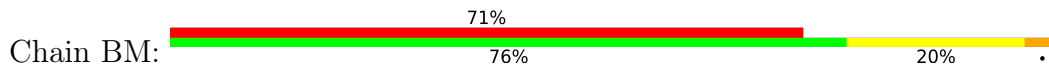
- Molecule 12: 30S ribosomal protein S12

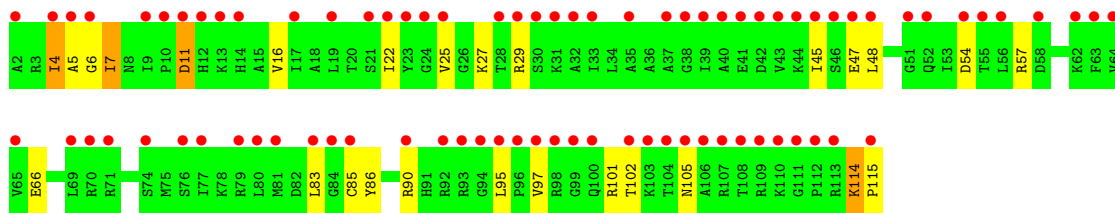


- Molecule 13: 30S ribosomal protein S13

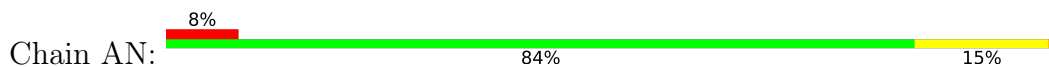


- Molecule 13: 30S ribosomal protein S13

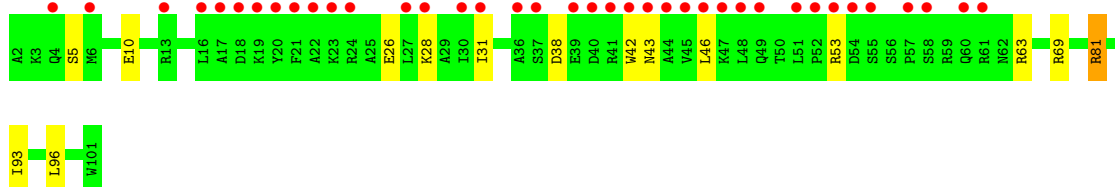
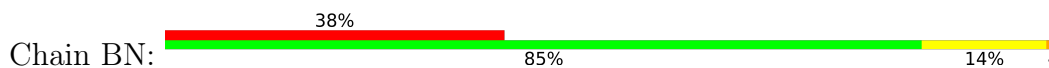




• Molecule 14: 30S ribosomal protein S14



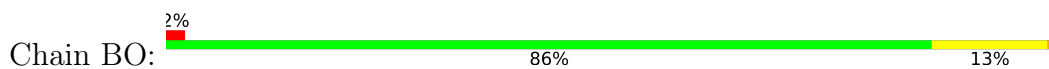
• Molecule 14: 30S ribosomal protein S14



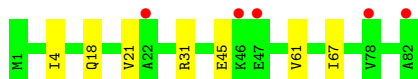
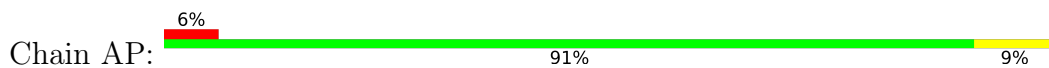
• Molecule 15: 30S ribosomal protein S15



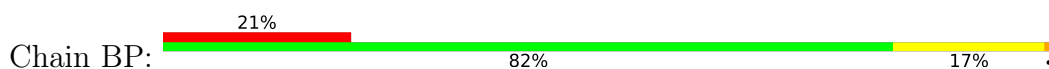
• Molecule 15: 30S ribosomal protein S15

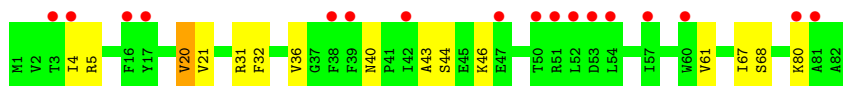


• Molecule 16: 30S ribosomal protein S16

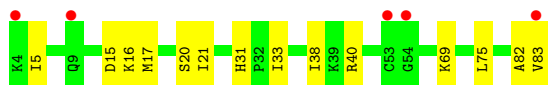
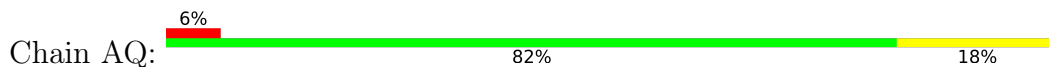


• Molecule 16: 30S ribosomal protein S16

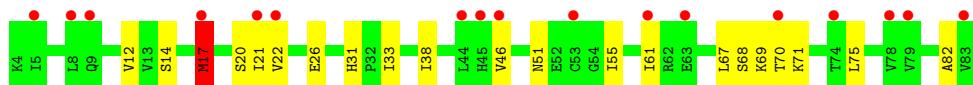
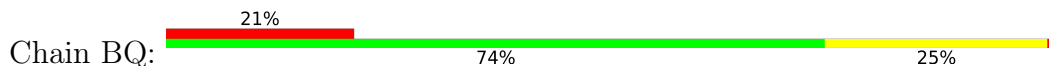




• Molecule 17: 30S ribosomal protein S17



• Molecule 17: 30S ribosomal protein S17



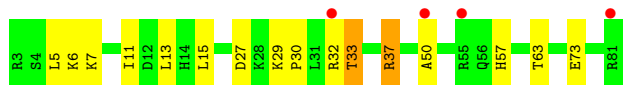
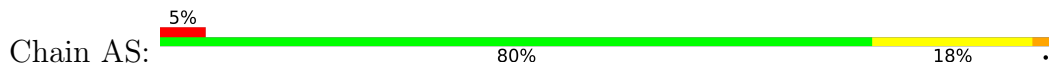
• Molecule 18: 30S ribosomal protein S18



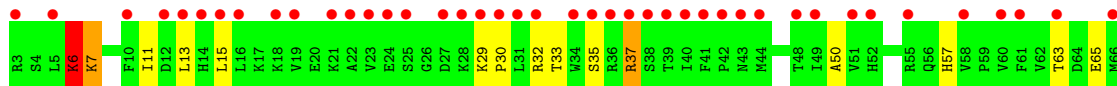
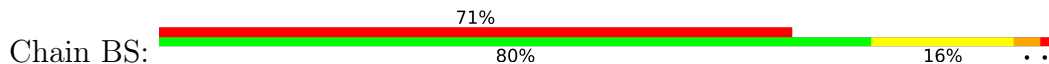
• Molecule 18: 30S ribosomal protein S18



• Molecule 19: 30S ribosomal protein S19

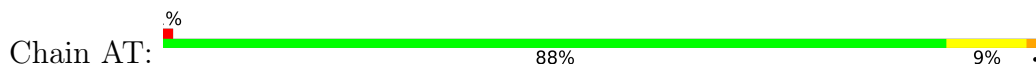


• Molecule 19: 30S ribosomal protein S19

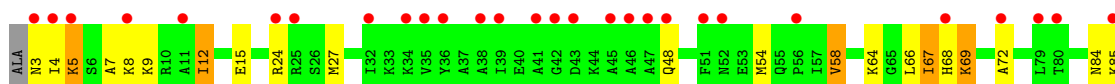
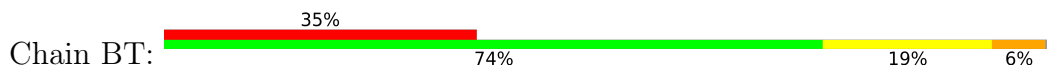




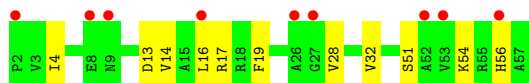
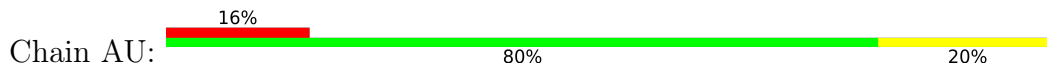
- Molecule 20: 30S ribosomal protein S20



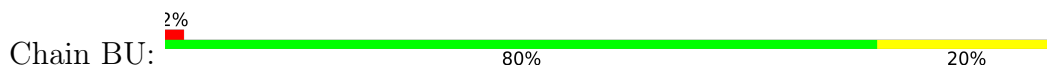
- Molecule 20: 30S ribosomal protein S20



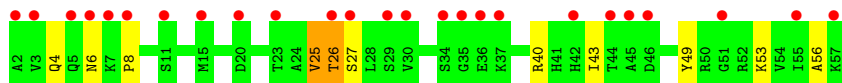
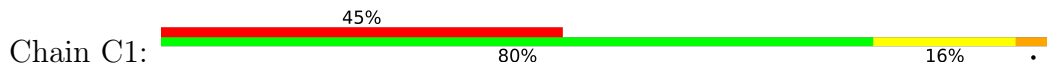
- Molecule 21: 30S ribosomal protein S21



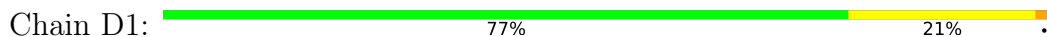
- Molecule 21: 30S ribosomal protein S21



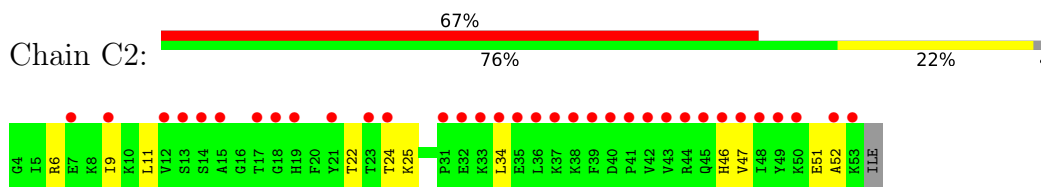
- Molecule 22: 50S ribosomal protein L32



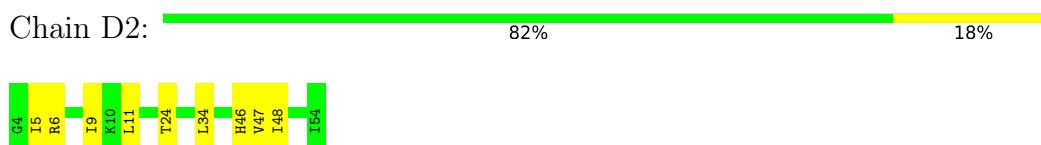
- Molecule 22: 50S ribosomal protein L32



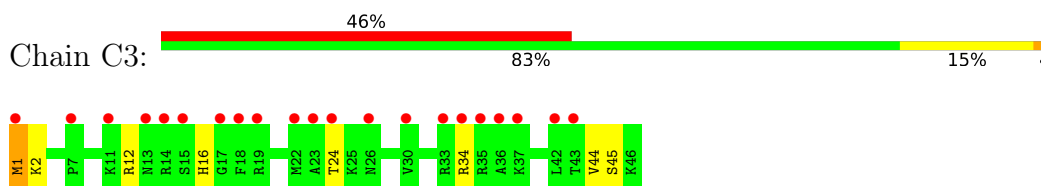
- Molecule 23: 50S ribosomal protein L33



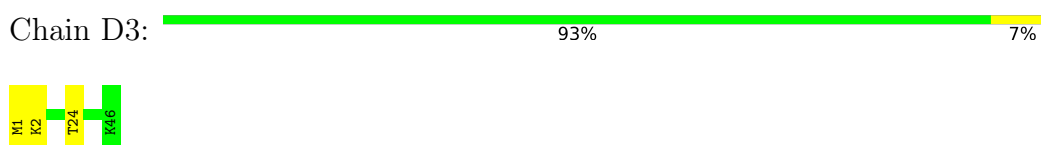
- Molecule 23: 50S ribosomal protein L33



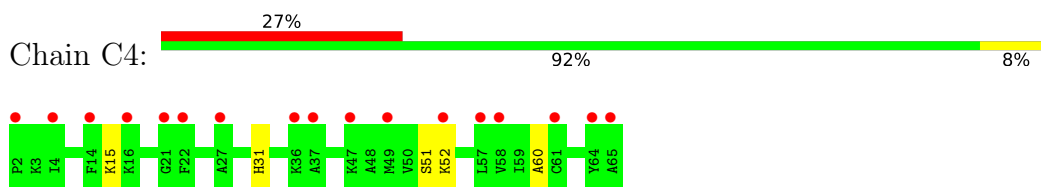
- Molecule 24: 50S ribosomal protein L34



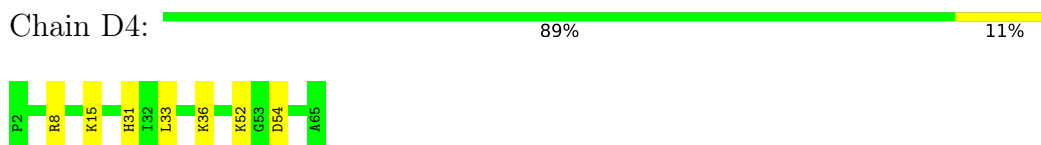
- Molecule 24: 50S ribosomal protein L34



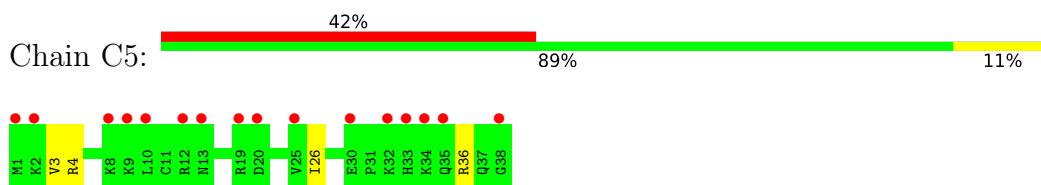
- Molecule 25: 50S ribosomal protein L35



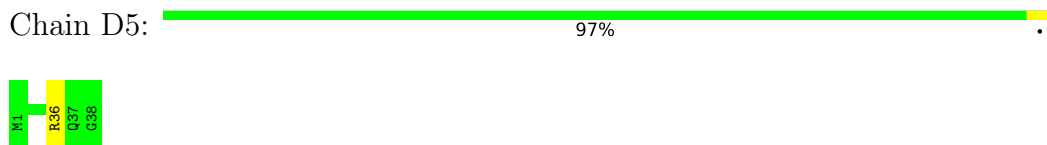
- Molecule 25: 50S ribosomal protein L35



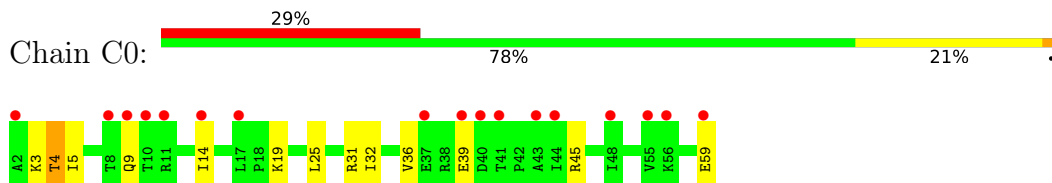
- Molecule 26: 50S ribosomal protein L36



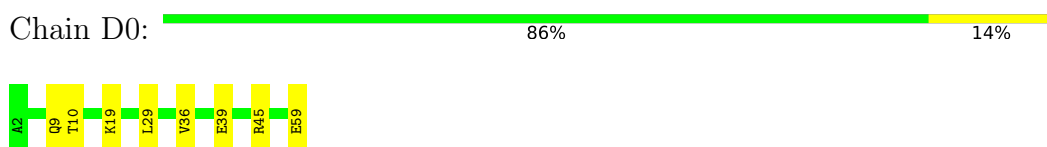
- Molecule 26: 50S ribosomal protein L36



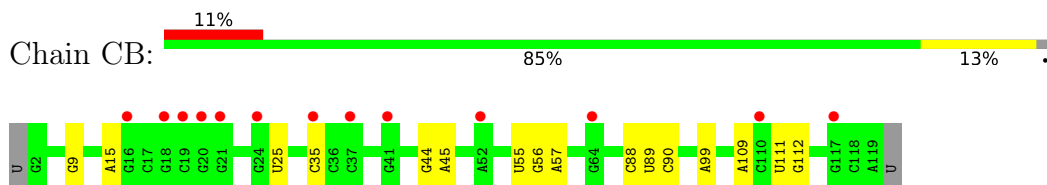
- Molecule 27: 50S ribosomal protein L30



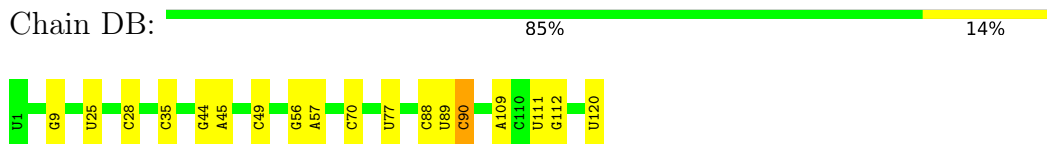
- Molecule 27: 50S ribosomal protein L30



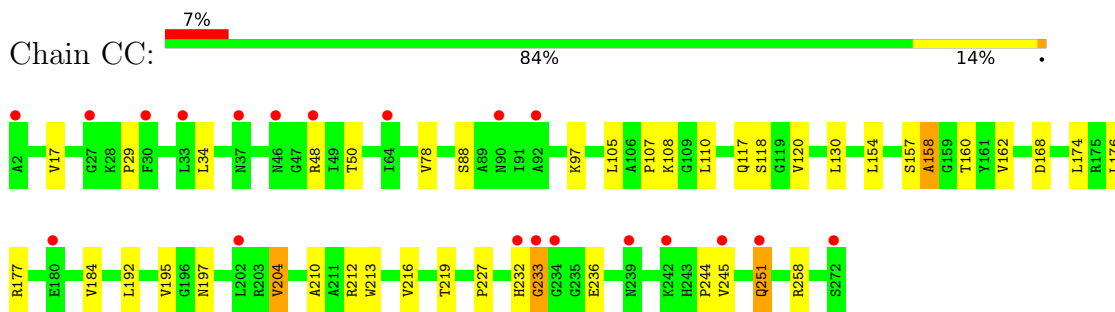
- Molecule 28: 5S rRNA



- Molecule 28: 5S rRNA

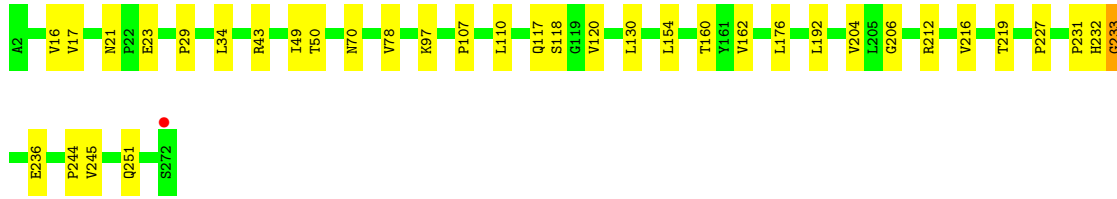


- Molecule 29: 50S ribosomal protein L2

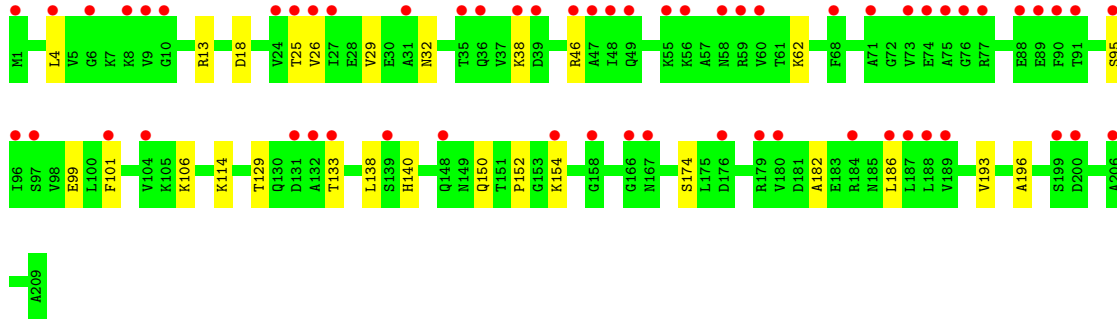


- Molecule 29: 50S ribosomal protein L2


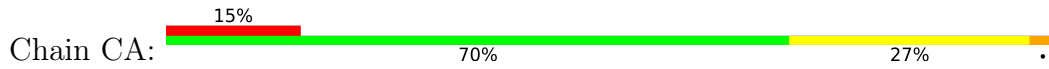





• Molecule 30: 50S ribosomal protein L3



• Molecule 31: 23S rRNA

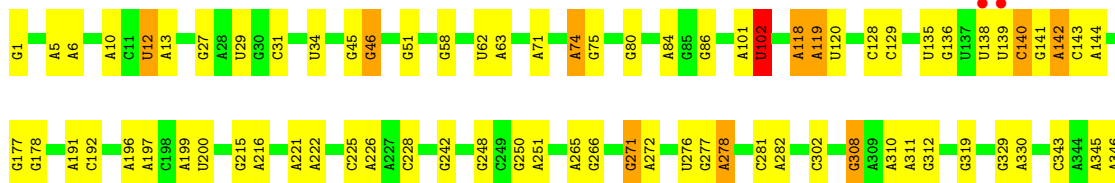
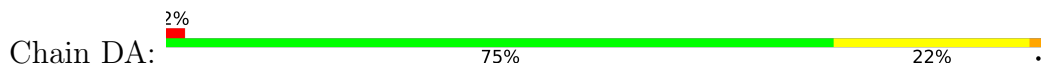


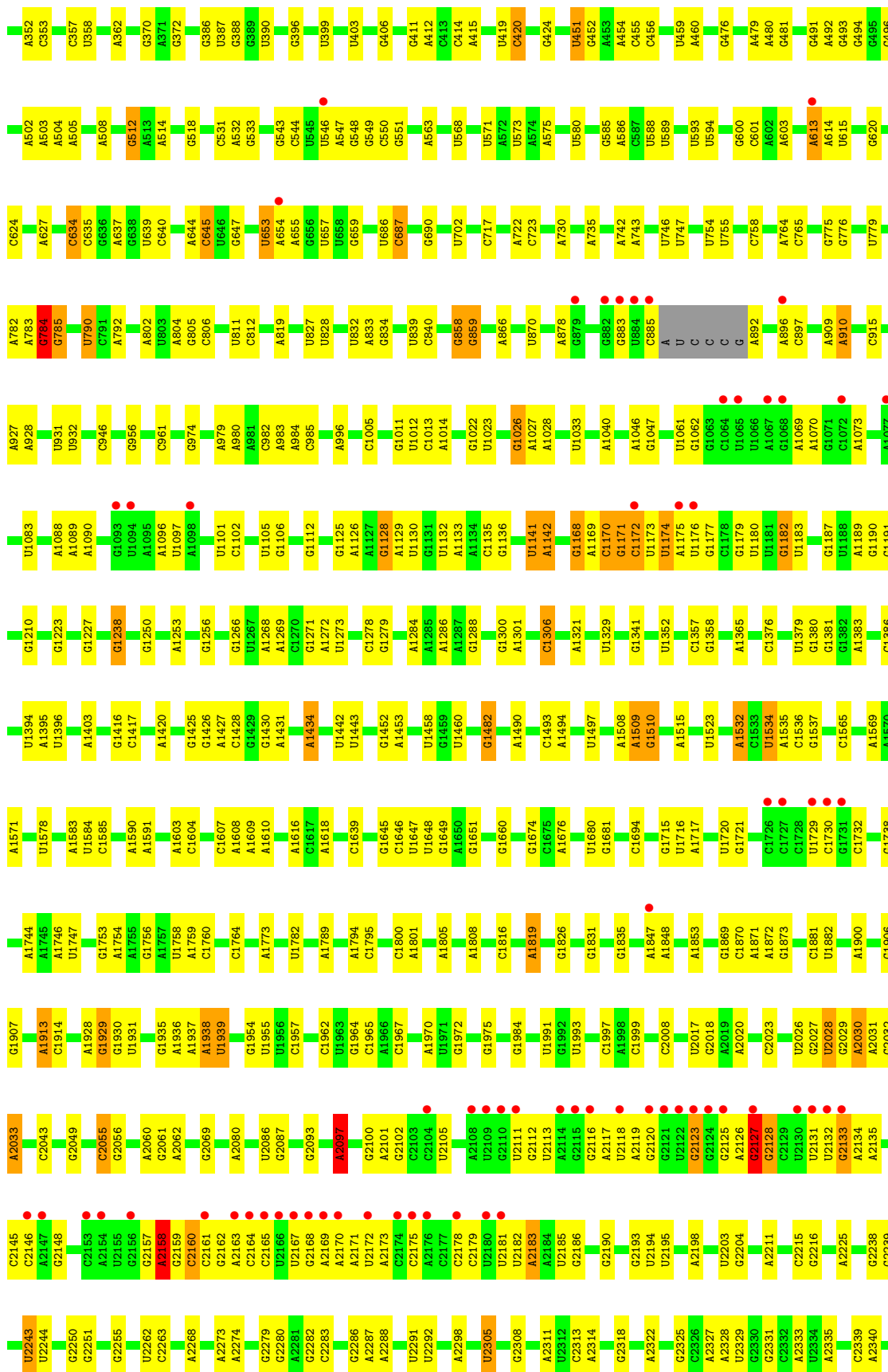


● Molecule 32: 50S ribosomal protein L3



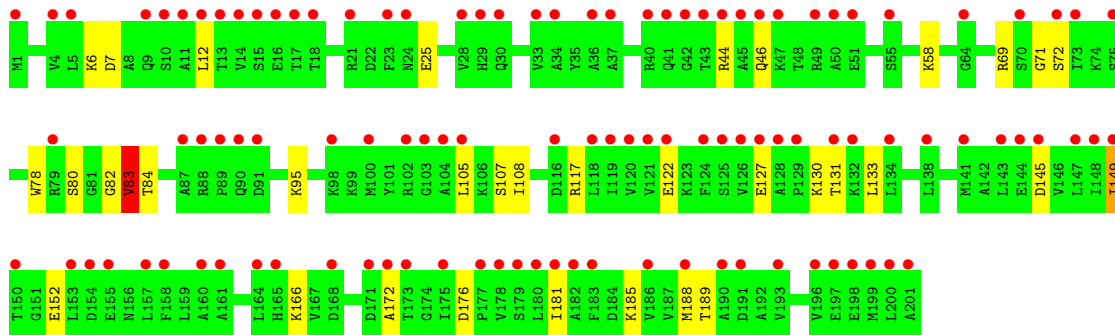
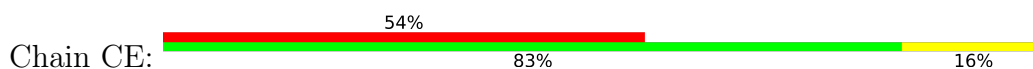
● Molecule 33: 23S rRNA







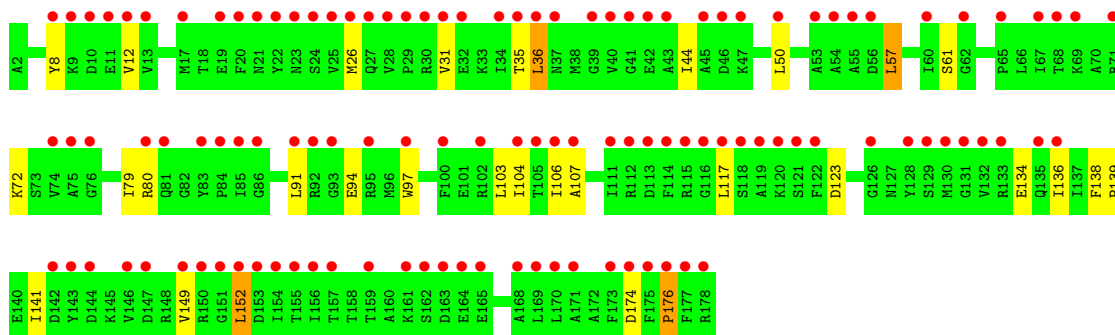
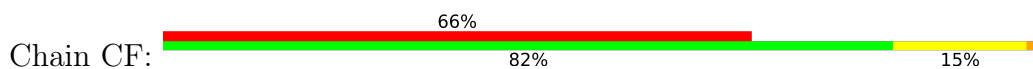
• Molecule 34: 50S ribosomal protein L4



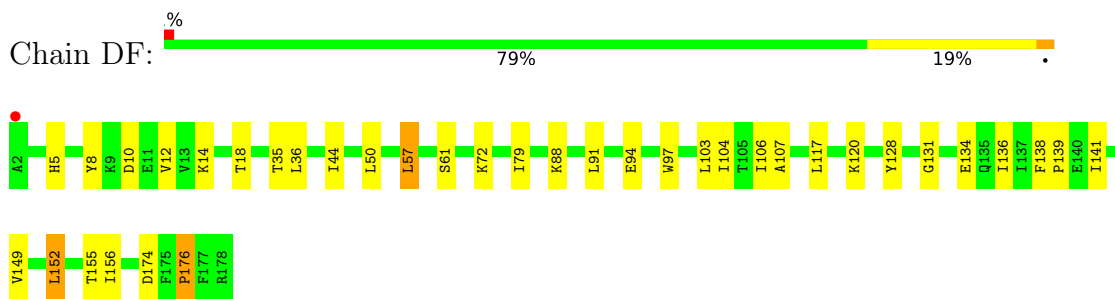
• Molecule 34: 50S ribosomal protein L4



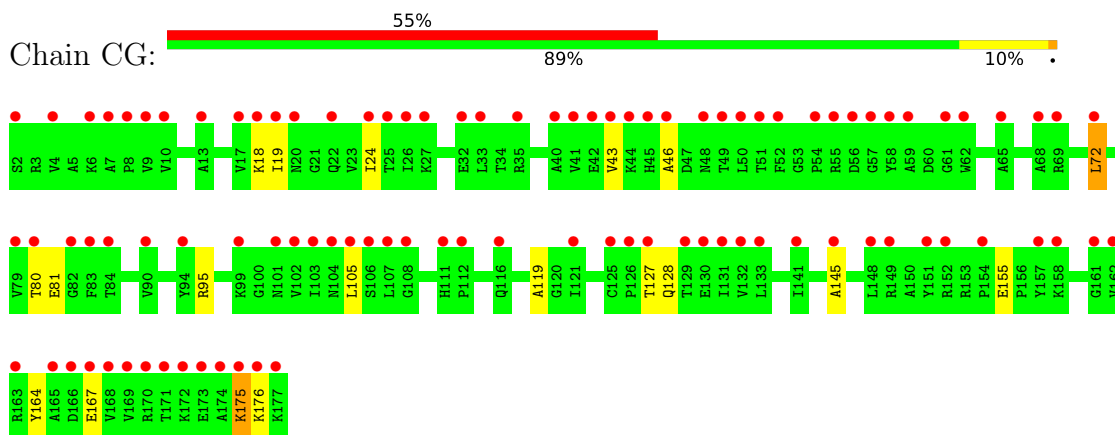
• Molecule 35: 50S ribosomal protein L5



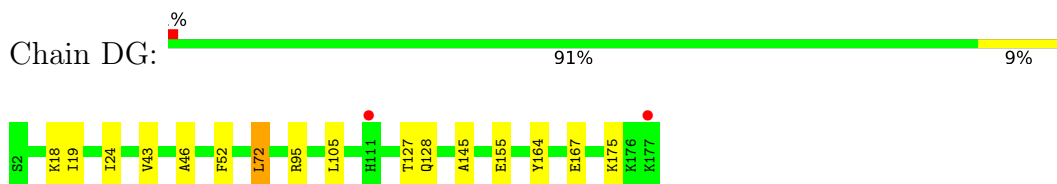
• Molecule 35: 50S ribosomal protein L5



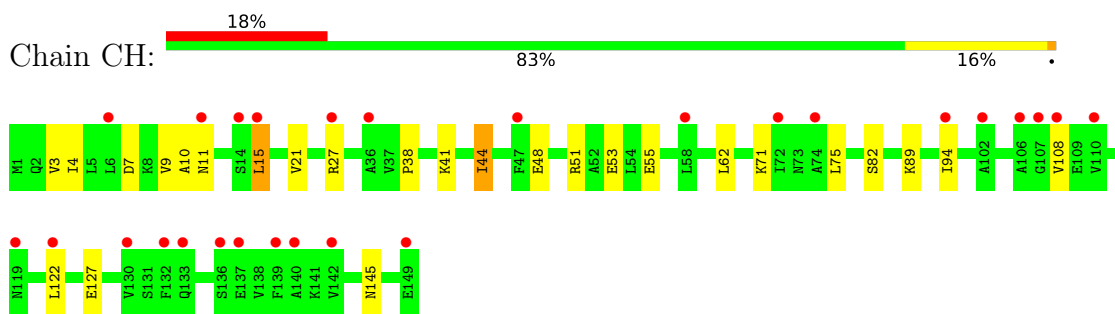
- Molecule 36: 50S ribosomal protein L6



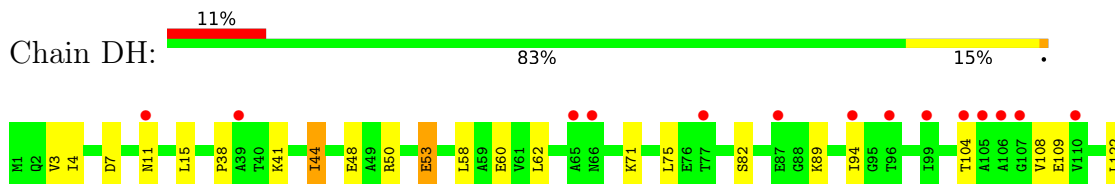
- Molecule 36: 50S ribosomal protein L6

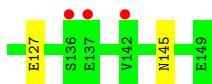


- Molecule 37: 50S ribosomal protein L9

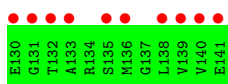
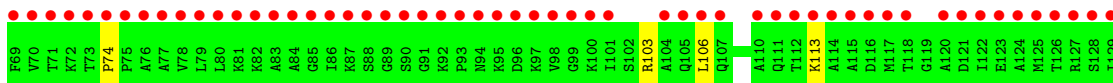
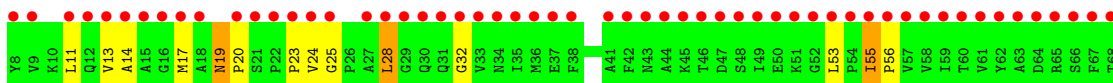
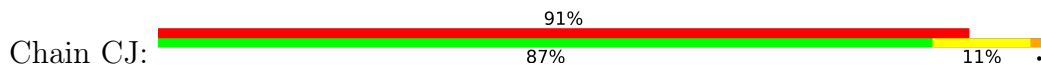


- Molecule 37: 50S ribosomal protein L9

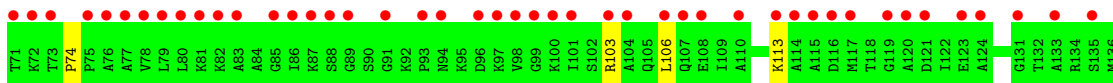
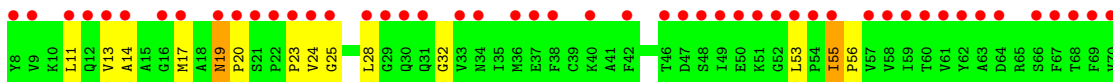
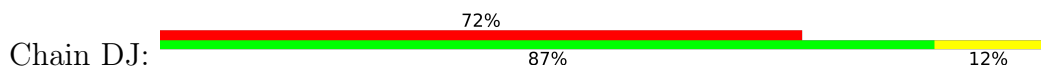




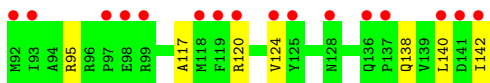
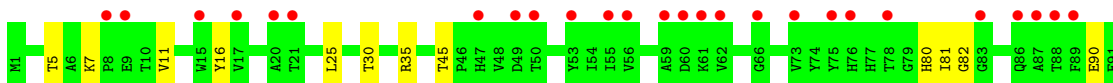
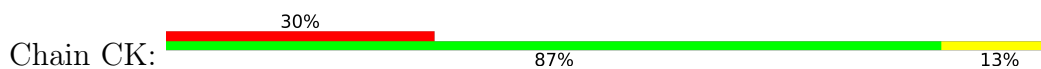
- Molecule 38: 50S ribosomal protein L11



- Molecule 38: 50S ribosomal protein L11



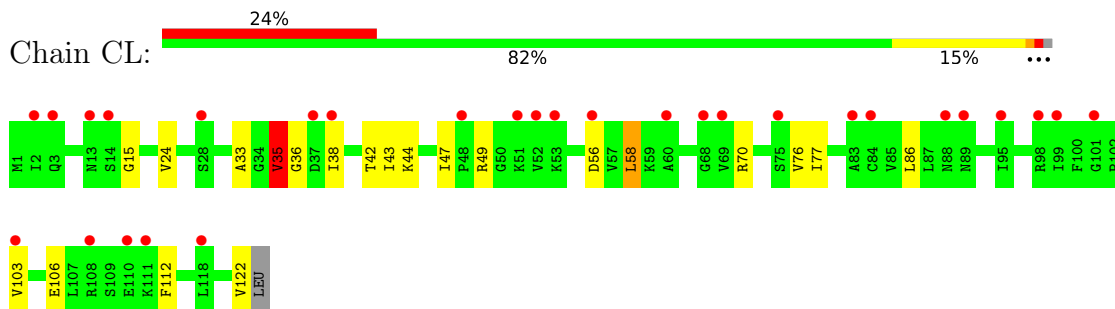
- Molecule 39: 50S ribosomal protein L13



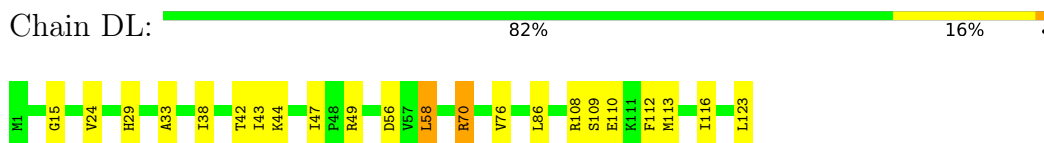
- Molecule 39: 50S ribosomal protein L13



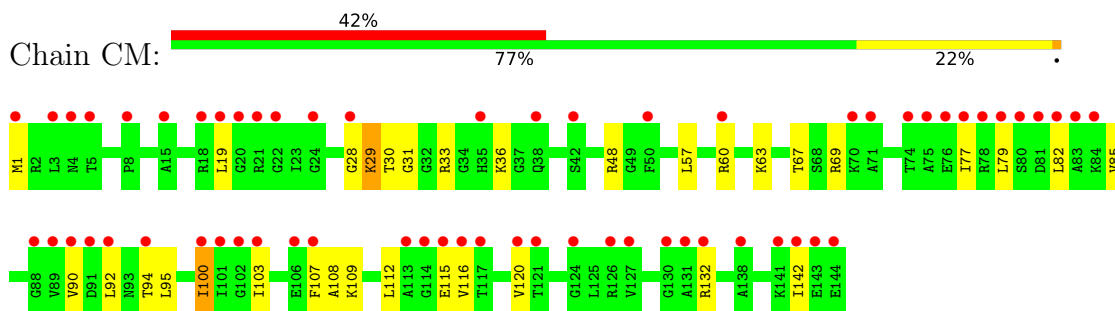
- Molecule 40: 50S ribosomal protein L14



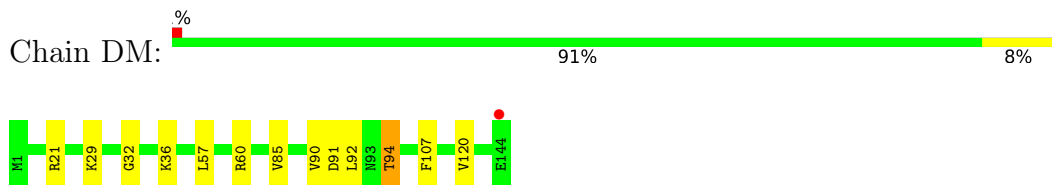
- Molecule 40: 50S ribosomal protein L14



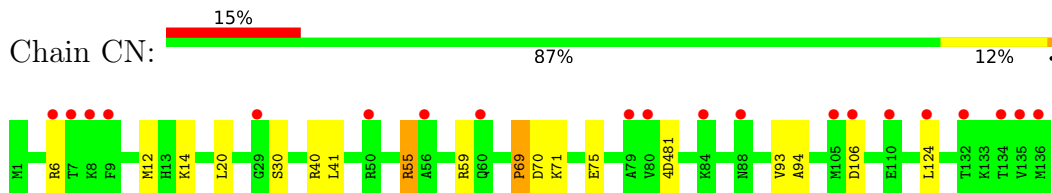
- Molecule 41: 50S ribosomal protein L15



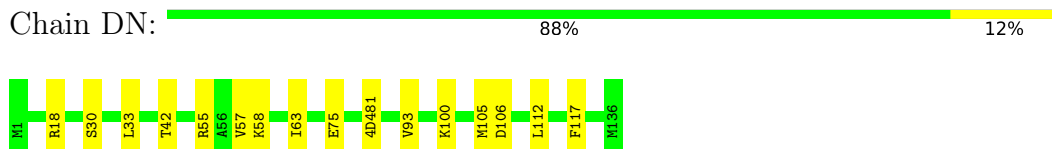
- Molecule 41: 50S ribosomal protein L15



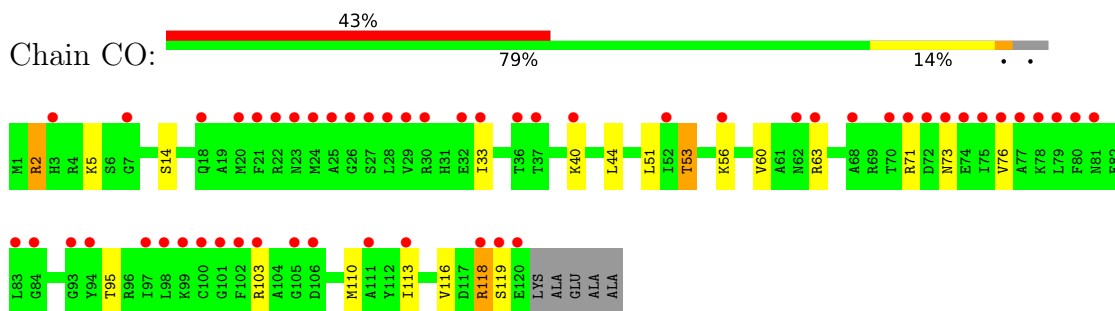
- Molecule 42: 50S ribosomal protein L16



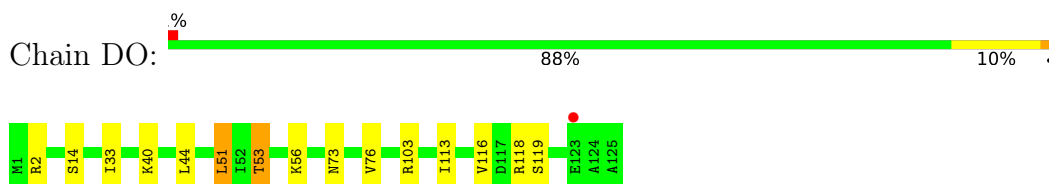
- Molecule 42: 50S ribosomal protein L16



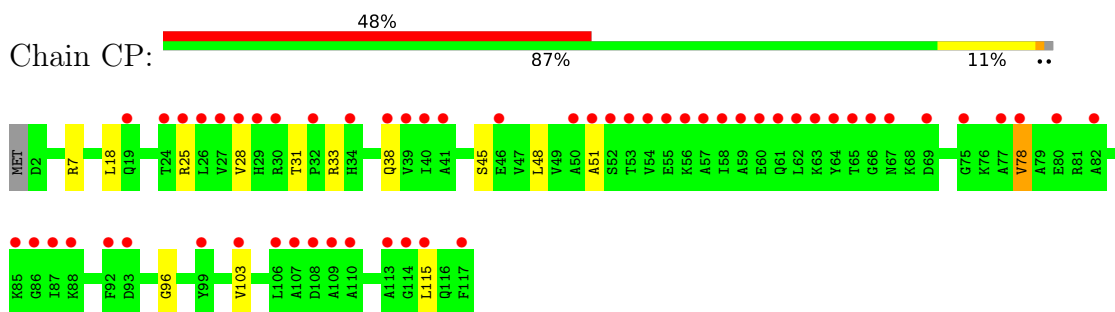
- Molecule 43: 50S ribosomal protein L17



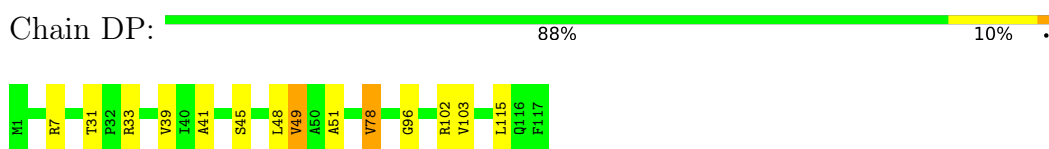
- Molecule 43: 50S ribosomal protein L17



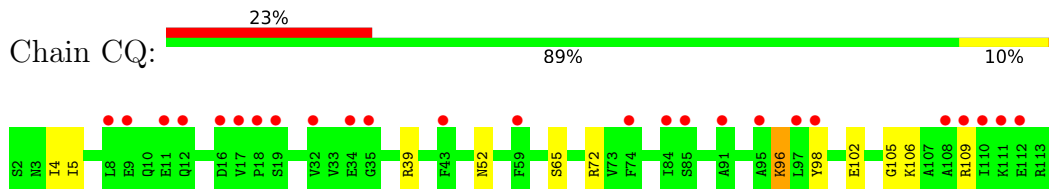
- Molecule 44: 50S ribosomal protein L18



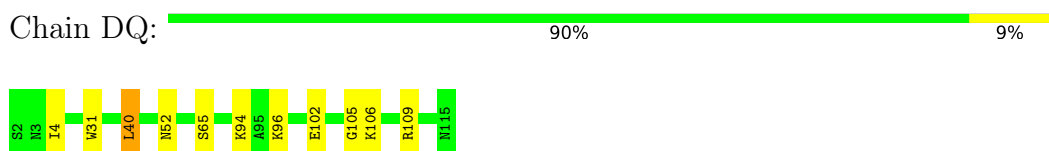
- Molecule 44: 50S ribosomal protein L18



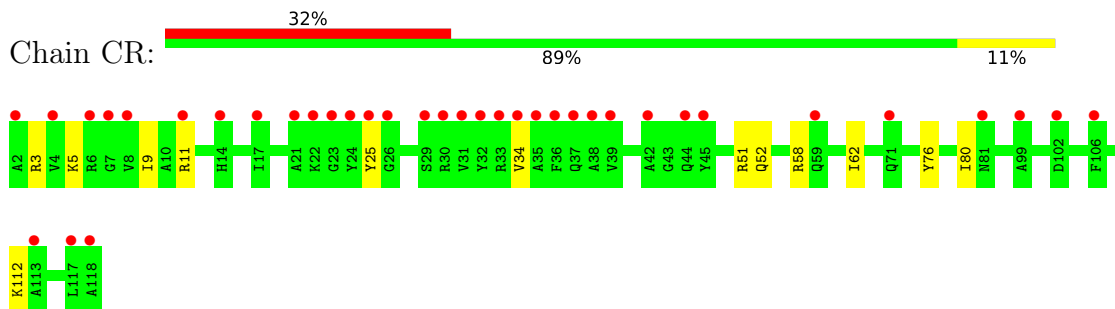
- Molecule 45: 50S ribosomal protein L19



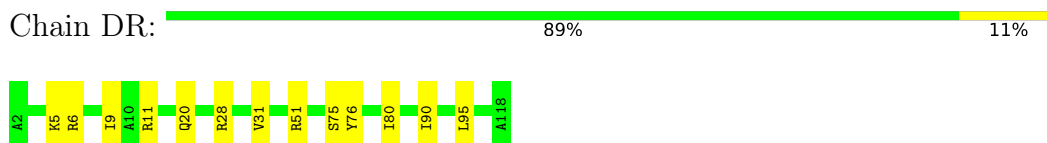
- Molecule 45: 50S ribosomal protein L19



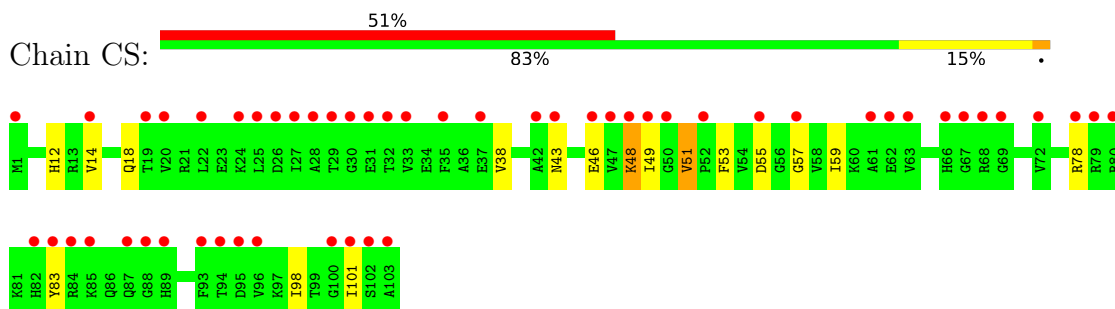
- Molecule 46: 50S ribosomal protein L20



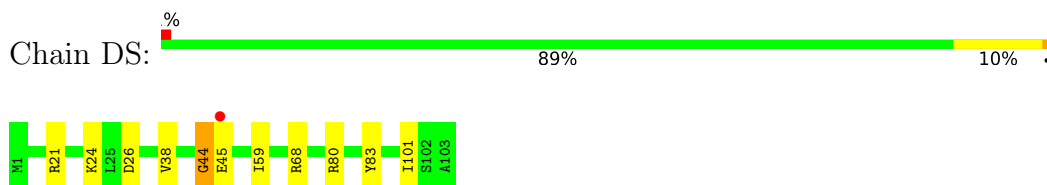
- Molecule 46: 50S ribosomal protein L20



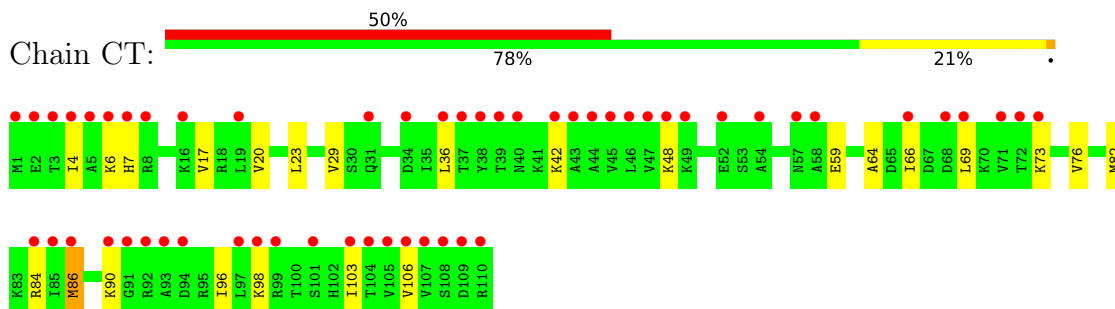
- Molecule 47: 50S ribosomal protein L21



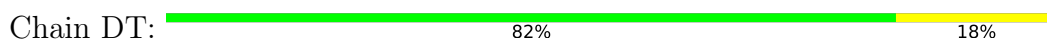
- Molecule 47: 50S ribosomal protein L21



- Molecule 48: 50S ribosomal protein L22

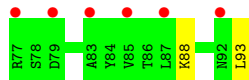
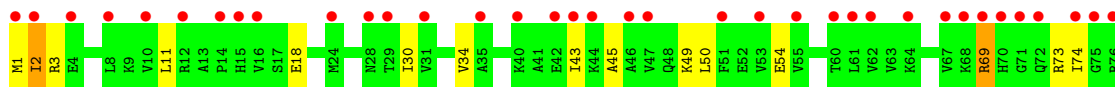
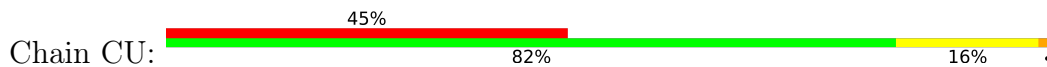


- Molecule 48: 50S ribosomal protein L22

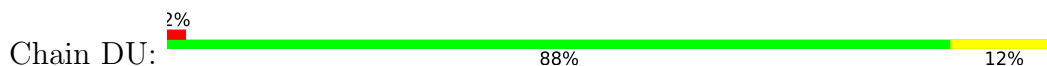




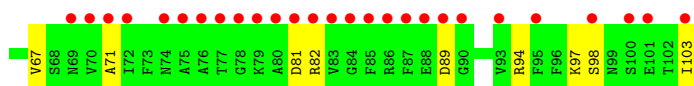
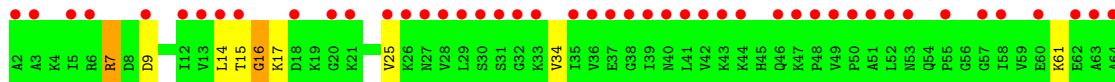
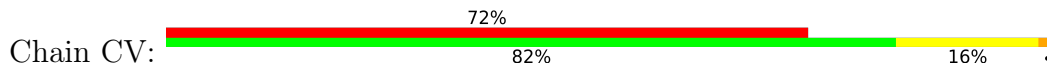
- Molecule 49: 50S ribosomal protein L23



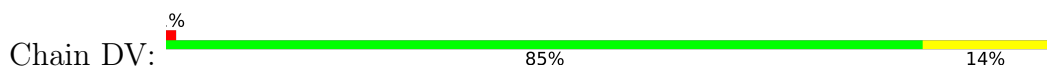
- Molecule 49: 50S ribosomal protein L23



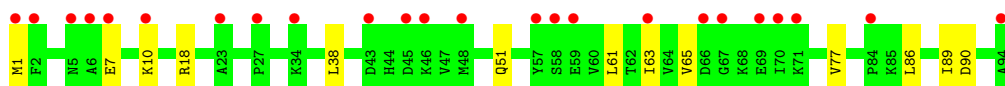
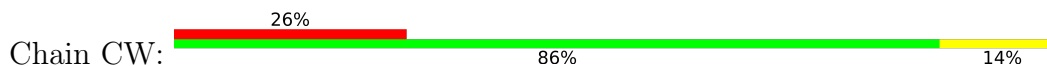
- Molecule 50: 50S ribosomal protein L24



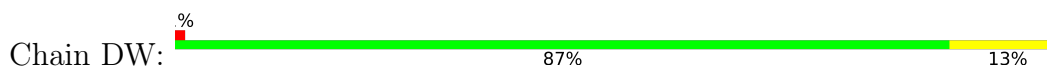
- Molecule 50: 50S ribosomal protein L24

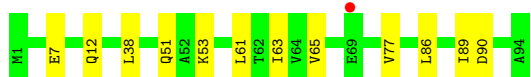


- Molecule 51: 50S ribosomal protein L25

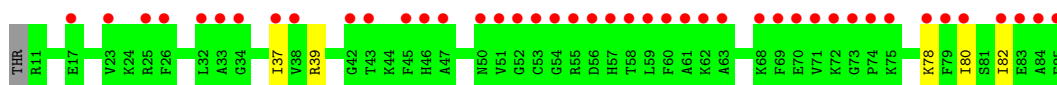


- Molecule 51: 50S ribosomal protein L25

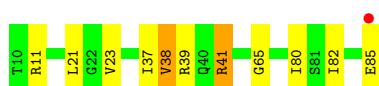
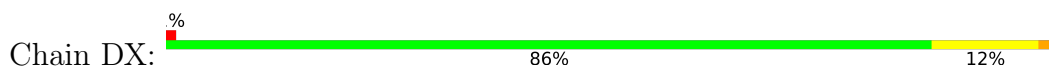




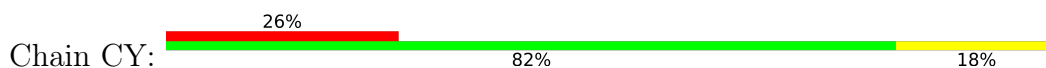
- Molecule 52: 50S ribosomal protein L27



- Molecule 52: 50S ribosomal protein L27



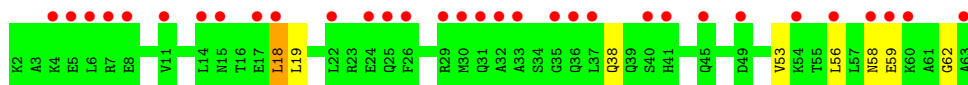
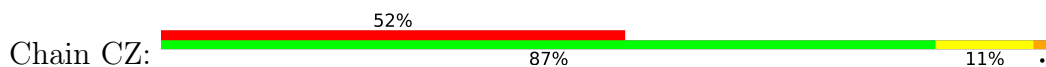
- Molecule 53: 50S ribosomal protein L28



- Molecule 53: 50S ribosomal protein L28



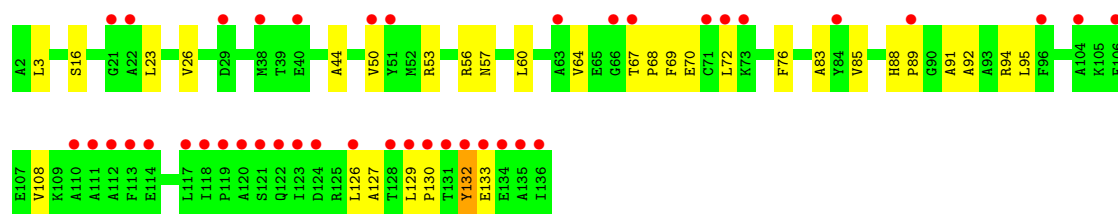
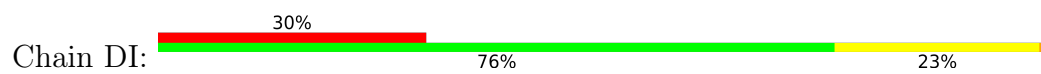
- Molecule 54: 50S ribosomal protein L29



- Molecule 54: 50S ribosomal protein L29



- Molecule 55: 50S ribosomal protein L10



4 Data and refinement statistics

Property	Value	Source
Space group	P 21 21 21	Depositor
Cell constants a, b, c, α , β , γ	211.92Å 434.36Å 623.17Å 90.00° 90.00° 90.00°	Depositor
Resolution (Å)	47.19 – 3.12 47.14 – 3.12	Depositor EDS
% Data completeness (in resolution range)	82.3 (47.19-3.12) 82.3 (47.14-3.12)	Depositor EDS
R_{merge}	0.12	Depositor
R_{sym}	(Not available)	Depositor
$\langle I/\sigma(I) \rangle$ ¹	22.94 (at 3.12Å)	Xtrriage
Refinement program	BUSTER 2.11.6	Depositor
R, R_{free}	0.190 , 0.220 0.208 , 0.242	Depositor DCC
R_{free} test set	3316 reflections (0.40%)	wwPDB-VP
Wilson B-factor (Å ²)	59.9	Xtrriage
Anisotropy	0.346	Xtrriage
Bulk solvent k_{sol} (e/Å ³), B_{sol} (Å ²)	0.28 , 101.0	EDS
L-test for twinning ²	$\langle L \rangle = 0.43$, $\langle L^2 \rangle = 0.26$	Xtrriage
Estimated twinning fraction	No twinning to report.	Xtrriage
F_o, F_c correlation	0.91	EDS
Total number of atoms	295125	wwPDB-VP
Average B, all atoms (Å ²)	119.0	wwPDB-VP

Xtrriage's analysis on translational NCS is as follows: *The largest off-origin peak in the Patterson function is 2.17% of the height of the origin peak. No significant pseudotranslation is detected.*

¹Intensities estimated from amplitudes.

²Theoretical values of $\langle |L| \rangle$, $\langle L^2 \rangle$ for acentric reflections are 0.5, 0.333 respectively for untwinned datasets, and 0.375, 0.2 for perfectly twinned datasets.

5 Model quality

5.1 Standard geometry

Bond lengths and bond angles in the following residue types are not validated in this section: SPD, PEG, UR3, PG4, MA6, D2T, MEQ, MPD, GUN, PGE, 5MU, 4OC, EDO, 4D4, 2MA, 3TD, 1MG, PUT, ZN, 1PE, ACY, OMG, 5MC, 2MG, OMC, TRS, PSU, 6MZ, OMU, H2U, MG, G7M

The Z score for a bond length (or angle) is the number of standard deviations the observed value is removed from the expected value. A bond length (or angle) with $|Z| > 5$ is considered an outlier worth inspection. RMSZ is the root-mean-square of all Z scores of the bond lengths (or angles).

Mol	Chain	Bond lengths		Bond angles	
		RMSZ	# Z >5	RMSZ	# Z >5
1	AA	0.96	3/36593 (0.0%)	0.85	4/57081 (0.0%)
1	BA	0.96	7/36568 (0.0%)	0.84	3/57042 (0.0%)
2	AB	0.44	0/1784	0.63	0/2403
2	BB	0.43	0/1784	0.64	0/2403
3	AC	0.42	0/1652	0.64	0/2225
3	BC	0.42	0/1652	0.64	0/2225
4	AD	0.40	0/1665	0.63	0/2227
4	BD	0.40	0/1665	0.64	0/2227
5	AE	0.44	0/1157	0.72	0/1557
5	BE	0.44	0/1118	0.75	0/1504
6	AF	0.41	0/881	0.66	0/1189
6	BF	0.44	0/835	0.73	0/1128
7	AG	0.42	0/1196	0.61	0/1602
7	BG	0.43	0/1196	0.62	0/1602
8	AH	0.40	0/989	0.66	0/1326
8	BH	0.40	0/989	0.65	0/1326
9	AI	0.40	0/1034	0.65	0/1375
9	BI	0.40	0/1034	0.64	0/1375
10	AJ	0.41	0/806	0.65	0/1089
10	BJ	0.46	0/797	0.68	0/1077
11	AK	0.40	0/893	0.62	0/1205
11	BK	0.40	0/893	0.65	0/1205
12	AL	0.41	0/960	0.68	0/1286
12	BL	0.40	0/960	0.69	0/1286
13	AM	0.45	0/893	0.69	0/1193
13	BM	0.46	0/893	0.70	0/1193
14	AN	0.43	0/817	0.62	0/1088
14	BN	0.41	0/817	0.62	0/1088
15	AO	0.43	0/722	0.60	0/964
15	BO	0.40	0/722	0.62	0/964
16	AP	0.45	0/659	0.68	0/884

Mol	Chain	Bond lengths		Bond angles	
		RMSZ	# Z >5	RMSZ	# Z >5
16	BP	0.46	0/659	0.72	0/884
17	AQ	0.45	0/658	0.69	0/881
17	BQ	0.46	0/658	0.72	0/881
18	AR	0.46	0/463	0.65	0/621
18	BR	0.47	0/463	0.63	0/621
19	AS	0.44	0/653	0.59	0/877
19	BS	0.43	0/653	0.59	0/877
20	AT	0.42	0/676	0.64	0/895
20	BT	0.45	0/671	0.66	0/888
21	AU	0.42	0/472	0.59	0/627
21	BU	0.39	0/472	0.59	0/627
22	C1	0.44	0/450	0.66	0/599
22	D1	0.48	0/450	0.72	0/599
23	C2	0.46	0/416	0.71	0/554
23	D2	0.46	0/421	0.68	0/561
24	C3	0.45	0/380	0.70	0/498
24	D3	0.53	0/380	0.74	0/498
25	C4	0.42	0/513	0.62	0/676
25	D4	0.48	0/513	0.65	0/676
26	C5	0.41	0/303	0.72	0/397
26	D5	0.47	0/303	0.74	0/397
27	C0	0.51	0/453	0.74	0/605
27	D0	0.52	0/467	0.71	0/623
28	CB	0.96	0/2828	0.86	1/4410 (0.0%)
28	DB	0.99	1/2872 (0.0%)	0.86	0/4478
29	CC	0.40	0/2122	0.69	0/2852
29	DC	0.42	0/2122	0.69	0/2852
30	CD	0.40	0/1586	0.66	0/2134
31	CA	0.99	42/69165 (0.1%)	0.86	10/107896 (0.0%)
32	DD	0.46	0/1576	0.67	0/2119
33	DA	1.03	26/69364 (0.0%)	0.89	14/108207 (0.0%)
34	CE	0.42	0/1571	0.67	0/2113
34	DE	0.44	0/1571	0.66	0/2113
35	CF	0.40	0/1435	0.65	0/1926
35	DF	0.41	0/1435	0.66	0/1926
36	CG	0.39	0/1343	0.63	1/1816 (0.1%)
36	DG	0.40	0/1343	0.60	0/1816
37	CH	0.44	0/1121	0.67	0/1515
37	DH	0.44	0/1121	0.66	0/1515
38	CJ	0.50	0/993	0.63	0/1341
38	DJ	0.50	0/993	0.63	0/1341
39	CK	0.38	0/1152	0.67	0/1551
39	DK	0.45	0/1152	0.66	0/1551

Mol	Chain	Bond lengths		Bond angles	
		RMSZ	# Z >5	RMSZ	# Z >5
40	CL	0.44	0/947	0.67	0/1268
40	DL	0.47	0/955	0.68	0/1279
41	CM	0.43	0/1062	0.68	0/1413
41	DM	0.42	0/1062	0.67	0/1413
42	CN	0.42	0/1081	0.71	0/1443
42	DN	0.47	0/1092	0.72	0/1457
43	CO	0.41	0/973	0.67	0/1301
43	DO	0.47	0/1006	0.70	0/1345
44	CP	0.41	0/902	0.70	0/1209
44	DP	0.42	0/910	0.69	0/1219
45	CQ	0.39	0/929	0.67	1/1242 (0.1%)
45	DQ	0.43	0/929	0.65	0/1242
46	CR	0.43	0/960	0.64	0/1278
46	DR	0.51	0/960	0.65	0/1278
47	CS	0.41	0/829	0.69	0/1107
47	DS	0.45	0/829	0.72	0/1107
48	CT	0.41	0/864	0.70	0/1156
48	DT	0.46	0/864	0.69	0/1156
49	CU	0.42	0/745	0.65	0/994
49	DU	0.43	0/745	0.66	0/994
50	CV	0.47	0/788	0.73	0/1051
50	DV	0.44	0/788	0.70	0/1051
51	CW	0.39	0/766	0.62	0/1025
51	DW	0.44	0/766	0.63	0/1025
52	CX	0.37	0/576	0.60	0/762
52	DX	0.44	0/598	0.64	0/790
53	CY	0.39	0/635	0.68	0/848
53	DY	0.42	0/635	0.69	0/848
54	CZ	0.42	0/502	0.63	0/667
54	DZ	0.42	0/502	0.61	0/667
55	DI	0.49	0/1037	0.72	1/1402 (0.1%)
All	All	0.87	79/309273 (0.0%)	0.82	35/462210 (0.0%)

Chiral center outliers are detected by calculating the chiral volume of a chiral center and verifying if the center is modelled as a planar moiety or with the opposite hand. A planarity outlier is detected by checking planarity of atoms in a peptide group, atoms in a mainchain group or atoms of a sidechain that are expected to be planar.

Mol	Chain	#Chirality outliers	#Planarity outliers
1	AA	0	1
33	DA	0	15
42	CN	0	1
All	All	0	17

All (79) bond length outliers are listed below:

Mol	Chain	Res	Type	Atoms	Z	Observed(Å)	Ideal(Å)
31	CA	1936	A	N9-C4	-9.27	1.32	1.37
31	CA	2095	A	O5'-C5'	-8.23	1.29	1.42
31	CA	769	U	C1'-N1	7.39	1.59	1.48
1	BA	5	U	C1'-N1	7.39	1.59	1.48
31	CA	2225	A	C3'-O3'	7.31	1.52	1.42
33	DA	2097	A	O5'-C5'	-7.08	1.31	1.42
33	DA	2585	U	C1'-N1	6.99	1.59	1.48
33	DA	12	U	C1'-N1	6.87	1.59	1.48
1	BA	1493	A	C3'-O3'	6.85	1.51	1.42
31	CA	1788	C	C1'-N1	6.81	1.58	1.48
31	CA	1825	U	C1'-N1	6.58	1.58	1.48
1	AA	5	U	C1'-N1	6.46	1.58	1.48
33	DA	2585	U	N1-C2	6.44	1.44	1.38
33	DA	613	A	N9-C4	6.22	1.41	1.37
31	CA	1658	C	C1'-N1	6.19	1.58	1.48
1	BA	1008	U	O5'-C5'	-6.18	1.32	1.42
31	CA	1777	U	C1'-N1	6.17	1.57	1.48
31	CA	1656	C	C1'-N1	6.09	1.57	1.48
31	CA	2425	A	C3'-O3'	6.09	1.50	1.42
1	BA	209	U	C1'-N1	6.04	1.57	1.48
1	AA	1397	C	N1-C6	6.01	1.40	1.37
31	CA	1994	C	C1'-N1	5.99	1.57	1.48
31	CA	12	U	C1'-N1	5.95	1.57	1.48
31	CA	995	C	O5'-C5'	-5.88	1.33	1.42
33	DA	2127	G	C3'-O3'	5.83	1.50	1.42
31	CA	2586	U	C1'-N1	5.83	1.57	1.48
31	CA	253	C	C1'-N1	5.79	1.57	1.48
33	DA	2585	U	C3'-O3'	5.79	1.50	1.42
31	CA	1314	C	C1'-N1	5.78	1.57	1.48
31	CA	688	U	C1'-N1	5.77	1.57	1.48
33	DA	140	C	C1'-N1	5.74	1.57	1.48
31	CA	2619	C	C1'-N1	5.67	1.57	1.48
31	CA	2232	C	C1'-N1	5.66	1.57	1.48
33	DA	790	U	C1'-N1	5.62	1.57	1.48
31	CA	826	U	C1'-N1	5.59	1.57	1.48
31	CA	1352	U	C1'-N1	5.55	1.57	1.48
1	BA	1397	C	N1-C2	5.53	1.45	1.40
31	CA	2263	C	C1'-N1	5.51	1.57	1.48
31	CA	451	U	C1'-N1	5.49	1.56	1.48
31	CA	20	C	C1'-N1	5.45	1.56	1.48
33	DA	1170	C	C1'-N1	5.45	1.56	1.48
31	CA	692	C	C1'-N1	5.42	1.56	1.48

Continued on next page...

Continued from previous page...

Mol	Chain	Res	Type	Atoms	Z	Observed(Å)	Ideal(Å)
31	CA	2146	C	C3'-O3'	5.40	1.49	1.42
33	DA	1174	U	C1'-N1	5.40	1.56	1.48
31	CA	404	A	C3'-O3'	5.36	1.49	1.42
1	BA	932	C	C1'-N1	5.35	1.56	1.48
31	CA	546	U	C1'-N1	5.32	1.56	1.48
31	CA	2055	C	C1'-N1	5.32	1.56	1.48
33	DA	102	U	N1-C2	5.32	1.43	1.38
33	DA	653	U	C1'-N1	5.31	1.56	1.48
33	DA	2756	U	C3'-O3'	5.29	1.49	1.42
31	CA	2215	C	C1'-N1	5.26	1.56	1.48
33	DA	2767	C	C1'-N1	5.26	1.56	1.48
33	DA	1266	G	C3'-O3'	5.25	1.49	1.42
33	DA	1306	C	C1'-N1	5.25	1.56	1.48
31	CA	2591	C	C1'-N1	5.22	1.56	1.48
31	CA	2680	U	C3'-O3'	5.22	1.49	1.42
28	DB	70	C	C1'-N1	5.20	1.56	1.48
31	CA	1793	C	C1'-N1	5.17	1.56	1.48
31	CA	271	G	C3'-O3'	5.16	1.49	1.42
33	DA	2158	A	C3'-O3'	5.15	1.49	1.42
31	CA	2715	C	C1'-N1	5.14	1.56	1.48
31	CA	1306	C	C1'-N1	5.13	1.56	1.48
33	DA	271	G	C3'-O3'	5.12	1.49	1.42
33	DA	2506	U	C1'-N1	5.11	1.56	1.48
1	BA	209	U	N1-C2	5.10	1.43	1.38
31	CA	355	U	C1'-N1	5.09	1.56	1.48
33	DA	12	U	N1-C2	5.09	1.43	1.38
33	DA	12	U	P-O5'	5.08	1.64	1.59
1	AA	1397	C	C1'-N1	5.08	1.56	1.48
33	DA	1534	U	C1'-N1	5.08	1.56	1.48
33	DA	2055	C	C3'-O3'	-5.07	1.35	1.42
33	DA	1819	A	N3-C4	5.06	1.37	1.34
31	CA	29	U	C1'-N1	5.06	1.56	1.48
31	CA	2443	C	C1'-N1	5.05	1.56	1.48
31	CA	635	C	C1'-N1	5.04	1.56	1.48
31	CA	2017	U	C1'-N1	5.03	1.56	1.48
33	DA	29	U	C1'-N1	5.01	1.56	1.48
31	CA	2769	U	C1'-N1	5.01	1.56	1.48

All (35) bond angle outliers are listed below:

Mol	Chain	Res	Type	Atoms	Z	Observed(°)	Ideal(°)
28	CB	15	A	O4'-C1'-N9	9.17	115.54	108.20

Continued on next page...

Continued from previous page...

Mol	Chain	Res	Type	Atoms	Z	Observed(°)	Ideal(°)
33	DA	271	G	P-O3'-C3'	7.52	128.73	119.70
1	AA	1	A	OP1-P-OP2	-7.09	108.97	119.60
55	DI	132	TYR	C-N-CA	7.06	139.35	121.70
31	CA	892	A	OP1-P-OP2	-7.01	109.08	119.60
33	DA	892	A	OP1-P-OP2	-6.91	109.24	119.60
33	DA	1	G	OP1-P-OP2	-6.88	109.28	119.60
33	DA	1936	A	O4'-C1'-N9	6.80	113.64	108.20
1	BA	2	A	OP1-P-OP2	-6.62	109.66	119.60
1	BA	1362	A	C1'-O4'-C4'	-6.62	104.60	109.90
1	AA	413	G	C1'-O4'-C4'	-6.59	104.63	109.90
33	DA	1434	A	O4'-C1'-N9	6.59	113.47	108.20
31	CA	2406	A	C5'-C4'-O4'	6.44	116.83	109.10
31	CA	271	G	P-O3'-C3'	6.37	127.34	119.70
31	CA	2425	A	P-O3'-C3'	6.33	127.29	119.70
33	DA	784	G	P-O3'-C3'	6.21	127.15	119.70
31	CA	1128	G	C1'-O4'-C4'	-6.18	104.95	109.90
33	DA	2406	A	C5'-C4'-O4'	-6.13	101.75	109.10
31	CA	974	G	N9-C1'-C2'	5.93	121.71	114.00
33	DA	613	A	O4'-C1'-N9	5.87	112.90	108.20
33	DA	512	G	O4'-C1'-N9	5.68	112.75	108.20
45	CQ	114	LEU	CA-CB-CG	5.55	128.08	115.30
33	DA	451	U	C1'-O4'-C4'	-5.54	105.47	109.90
1	AA	841	C	P-O3'-C3'	5.51	126.31	119.70
33	DA	242	G	C3'-C2'-C1'	-5.47	97.12	101.50
31	CA	2225	A	P-O3'-C3'	5.44	126.23	119.70
31	CA	784	G	P-O3'-C3'	5.44	126.23	119.70
33	DA	1128	G	C1'-O4'-C4'	-5.44	105.55	109.90
33	DA	479	A	C3'-C2'-C1'	-5.29	97.27	101.50
1	AA	686	U	C1'-O4'-C4'	-5.28	105.68	109.90
31	CA	479	A	C3'-C2'-C1'	-5.25	97.30	101.50
1	BA	686	U	C1'-O4'-C4'	-5.21	105.73	109.90
31	CA	1379	U	P-O3'-C3'	5.08	125.80	119.70
33	DA	1395	A	C1'-O4'-C4'	-5.05	105.86	109.90
36	CG	175	LYS	C-N-CA	5.00	134.21	121.70

There are no chirality outliers.

All (17) planarity outliers are listed below:

Mol	Chain	Res	Type	Group
1	AA	898	G	Sidechain
42	CN	69	PRO	Mainchain
33	DA	1753	G	Sidechain

Continued on next page...

Continued from previous page...

Mol	Chain	Res	Type	Group
33	DA	1954	G	Sidechain
33	DA	2250	G	Sidechain
33	DA	2358	A	Sidechain
33	DA	2589	A	Sidechain
33	DA	2595	G	Sidechain
33	DA	2692	G	Sidechain
33	DA	27	G	Sidechain
33	DA	2848	G	Sidechain
33	DA	308	G	Sidechain
33	DA	452	G	Sidechain
33	DA	512	G	Sidechain
33	DA	690	G	Sidechain
33	DA	956	G	Sidechain
33	DA	980	A	Sidechain

5.2 Too-close contacts [i](#)

In the following table, the Non-H and H(model) columns list the number of non-hydrogen atoms and hydrogen atoms in the chain respectively. The H(added) column lists the number of hydrogen atoms added and optimized by MolProbity. The Clashes column lists the number of clashes within the asymmetric unit, whereas Symm-Clashes lists symmetry-related clashes.

Mol	Chain	Non-H	H(model)	H(added)	Clashes	Symm-Clashes
1	AA	32930	0	16591	89	0
1	BA	32908	0	16580	91	0
2	AB	1753	0	1780	12	0
2	BB	1753	0	1780	16	0
3	AC	1625	0	1696	12	0
3	BC	1625	0	1696	15	0
4	AD	1643	0	1707	9	0
4	BD	1643	0	1707	12	0
5	AE	1144	0	1185	15	0
5	BE	1105	0	1148	19	0
6	AF	862	0	864	6	0
6	BF	817	0	808	9	0
7	AG	1182	0	1238	12	0
7	BG	1182	0	1238	7	0
8	AH	979	0	1031	7	0
8	BH	979	0	1031	5	0
9	AI	1022	0	1070	7	0
9	BI	1022	0	1070	7	0
10	AJ	796	0	836	9	0

Continued on next page...

Continued from previous page...

Mol	Chain	Non-H	H(model)	H(added)	Clashes	Symm-Clashes
10	BJ	787	0	828	10	0
11	AK	877	0	887	11	0
11	BK	877	0	887	10	0
12	AL	957	0	1017	9	0
12	BL	957	0	1017	11	0
13	AM	884	0	941	8	0
13	BM	884	0	941	13	0
14	AN	805	0	844	10	0
14	BN	805	0	844	10	0
15	AO	714	0	734	0	0
15	BO	714	0	734	1	0
16	AP	649	0	666	3	0
16	BP	649	0	666	7	0
17	AQ	649	0	691	4	0
17	BQ	649	0	691	7	0
18	AR	456	0	478	2	0
18	BR	456	0	478	1	0
19	AS	638	0	665	6	0
19	BS	638	0	665	10	0
20	AT	670	0	719	3	0
20	BT	665	0	714	8	0
21	AU	465	0	491	5	0
21	BU	465	0	491	5	0
22	C1	444	0	458	6	0
22	D1	444	0	458	9	0
23	C2	409	0	440	4	0
23	D2	414	0	442	2	0
24	C3	377	0	418	4	0
24	D3	377	0	418	1	0
25	C4	504	0	572	1	0
25	D4	504	0	572	2	0
26	C5	302	0	340	5	0
26	D5	302	0	340	1	0
27	C0	449	0	488	2	0
27	D0	463	0	504	2	0
28	CB	2529	0	1281	2	0
28	DB	2569	0	1301	5	0
29	CC	2083	0	2154	20	0
29	DC	2083	0	2154	17	0
30	CD	1565	0	1616	14	0
31	CA	62229	0	31318	254	0
32	DD	1576	0	1627	16	0

Continued on next page...

Continued from previous page...

Mol	Chain	Non-H	H(model)	H(added)	Clashes	Symm-Clashes
33	DA	62423	0	31410	187	0
34	CE	1552	0	1619	15	0
34	DE	1552	0	1619	11	0
35	CF	1411	0	1444	12	0
35	DF	1411	0	1444	14	0
36	CG	1323	0	1371	8	0
36	DG	1323	0	1371	9	0
37	CH	1110	0	1148	9	0
37	DH	1110	0	1148	7	0
38	CJ	979	0	1028	7	0
38	DJ	979	0	1028	6	0
39	CK	1129	0	1162	8	0
39	DK	1129	0	1162	3	0
40	CL	938	0	1012	10	0
40	DL	946	0	1023	9	0
41	CM	1053	0	1129	21	0
41	DM	1053	0	1129	11	0
42	CN	1075	0	1154	7	0
42	DN	1092	0	1177	7	0
43	CO	960	0	1000	9	0
43	DO	993	0	1034	7	0
44	CP	892	0	923	5	0
44	DP	900	0	935	8	0
45	CQ	917	0	962	8	0
45	DQ	917	0	962	5	0
46	CR	947	0	1019	10	0
46	DR	947	0	1019	13	0
47	CS	816	0	839	8	0
47	DS	816	0	839	8	0
48	CT	857	0	922	14	0
48	DT	857	0	922	13	0
49	CU	739	0	807	7	0
49	DU	739	0	807	3	0
50	CV	780	0	831	8	0
50	DV	780	0	831	5	0
51	CW	753	0	780	4	0
51	DW	753	0	780	5	0
52	CX	569	0	581	1	0
52	DX	591	0	606	7	0
53	CY	625	0	652	7	0
53	DY	625	0	652	2	0
54	CZ	501	0	531	3	0

Continued on next page...

Continued from previous page...

Mol	Chain	Non-H	H(model)	H(added)	Clashes	Symm-Clashes
54	DZ	501	0	531	3	0
55	DI	1023	0	1052	14	0
56	AA	70	0	0	0	0
56	BA	41	0	0	0	0
56	CA	156	0	0	0	0
56	CB	3	0	0	0	0
56	DA	183	0	0	0	0
56	DB	9	0	0	0	0
56	DD	2	0	0	0	0
56	DR	2	0	0	0	0
57	AA	13	0	18	1	0
57	BA	13	0	18	1	0
57	DA	26	0	36	1	0
57	DQ	13	0	18	0	0
57	DR	13	0	18	3	0
57	DS	13	0	18	1	0
58	AA	16	0	28	1	0
58	DA	48	0	84	1	0
58	DE	16	0	28	1	0
58	DK	8	0	14	0	0
58	DN	8	0	14	0	0
58	DS	8	0	14	0	0
58	DT	8	0	14	0	0
59	AA	24	0	48	0	0
59	DA	72	0	144	2	0
60	AB	1	0	0	0	0
60	C5	1	0	0	0	0
60	D5	1	0	0	0	0
61	AL	7	0	10	0	0
61	D1	7	0	10	2	0
61	D3	7	0	10	0	0
61	DA	35	0	50	0	0
61	DL	7	0	10	0	0
61	DP	7	0	10	0	0
61	DQ	7	0	10	0	0
62	D0	4	0	6	0	0
62	D1	4	0	6	0	0
62	DA	32	0	48	1	0
62	DB	8	0	12	0	0
63	D3	10	0	14	0	0
63	DA	40	0	56	2	0
63	DD	10	0	14	0	0

Continued on next page...

Continued from previous page...

Mol	Chain	Non-H	H(model)	H(added)	Clashes	Symm-Clashes
63	DS	10	0	14	2	0
63	DT	10	0	14	0	0
63	DU	10	0	14	0	0
64	DA	40	0	76	0	0
65	DA	32	0	44	1	0
66	DA	12	0	9	0	0
67	DA	11	0	5	0	0
68	DA	8	0	12	1	0
69	AA	507	0	0	1	0
69	AC	4	0	0	0	0
69	AD	3	0	0	0	0
69	AE	5	0	0	0	0
69	AF	1	0	0	0	0
69	AG	1	0	0	0	0
69	AJ	2	0	0	0	0
69	AK	7	0	0	0	0
69	AL	10	0	0	0	0
69	AM	4	0	0	1	0
69	AN	7	0	0	2	0
69	AO	2	0	0	0	0
69	AP	2	0	0	0	0
69	AR	1	0	0	0	0
69	AS	1	0	0	0	0
69	AT	3	0	0	0	0
69	AU	3	0	0	0	0
69	BA	291	0	0	1	0
69	BD	11	0	0	0	0
69	BE	1	0	0	0	0
69	BF	1	0	0	0	0
69	BK	2	0	0	0	0
69	BL	2	0	0	0	0
69	BN	2	0	0	0	0
69	BO	1	0	0	0	0
69	BP	3	0	0	2	0
69	BR	1	0	0	0	0
69	BT	4	0	0	0	0
69	BU	1	0	0	0	0
69	C3	3	0	0	0	0
69	C4	1	0	0	0	0
69	C5	1	0	0	0	0
69	CA	692	0	0	5	0
69	CB	13	0	0	0	0

Continued on next page...

Continued from previous page...

Mol	Chain	Non-H	H(model)	H(added)	Clashes	Symm-Clashes
69	CC	10	0	0	0	0
69	CD	6	0	0	0	0
69	CE	7	0	0	0	0
69	CL	1	0	0	0	0
69	CM	3	0	0	0	0
69	CO	1	0	0	0	0
69	CU	2	0	0	0	0
69	CV	1	0	0	0	0
69	CW	1	0	0	0	0
69	CY	1	0	0	0	0
69	D0	21	0	0	0	0
69	D1	42	0	0	0	0
69	D2	7	0	0	0	0
69	D3	28	0	0	0	0
69	D4	39	0	0	0	0
69	D5	9	0	0	0	0
69	DA	4834	0	0	14	0
69	DB	199	0	0	2	0
69	DC	98	0	0	1	0
69	DD	95	0	0	0	0
69	DE	63	0	0	1	0
69	DF	15	0	0	0	0
69	DG	7	0	0	0	0
69	DH	1	0	0	0	0
69	DK	65	0	0	1	0
69	DL	52	0	0	0	0
69	DM	62	0	0	0	0
69	DN	64	0	0	0	0
69	DO	48	0	0	0	0
69	DP	44	0	0	1	0
69	DQ	33	0	0	0	0
69	DR	68	0	0	1	0
69	DS	48	0	0	0	0
69	DT	62	0	0	1	0
69	DU	22	0	0	0	0
69	DV	18	0	0	0	0
69	DW	34	0	0	2	0
69	DX	31	0	0	0	0
69	DY	10	0	0	0	0
69	DZ	5	0	0	1	0
All	All	295125	0	194409	1246	0

The all-atom clashscore is defined as the number of clashes found per 1000 atoms (including

hydrogen atoms). The all-atom clashscore for this structure is 3.

All (1246) close contacts within the same asymmetric unit are listed below, sorted by their clash magnitude.

Atom-1	Atom-2	Interatomic distance (Å)	Clash overlap (Å)
47:CS:14:VAL:HG21	47:CS:98:ILE:HG13	1.20	1.10
33:DA:1847:A:HO2'	33:DA:1848:A:H8	1.02	0.98
2:BB:20:THR:HA	2:BB:39:HIS:CE1	1.98	0.98
47:CS:14:VAL:CG2	47:CS:98:ILE:HG13	1.96	0.96
31:CA:1847:A:HO2'	31:CA:1848:A:H8	1.04	0.94
46:DR:20:GLN:HG3	57:DR:203:PG4:H42	1.50	0.91
18:AR:21:ILE:HG21	18:AR:54:GLN:HB3	1.52	0.91
26:C5:3:VAL:HG11	31:CA:2539:C:H5'	1.54	0.90
4:BD:85:ASN:HA	5:BE:102:GLY:HA2	1.51	0.90
31:CA:1005:C:O2'	39:CK:30:THR:HG21	1.71	0.89
1:BA:841:C:H3'	1:BA:842:U:H5''	1.54	0.89
14:AN:66:GLN:HB2	69:AN:207:HOH:O	1.73	0.87
13:AM:6:GLY:HA3	13:AM:66:GLU:HG3	1.56	0.87
41:CM:77:ILE:HD11	41:CM:108:ALA:HB1	1.54	0.87
31:CA:1936:A:N6	31:CA:1963:U:H3	1.73	0.86
48:CT:86:MET:HB2	48:CT:96:ILE:HD11	1.58	0.86
31:CA:2728:U:HO2'	31:CA:2729:G:H8	1.20	0.86
1:AA:1492:A:H5''	12:AL:44:LYS:HG2	1.58	0.85
31:CA:568:U:H1'	31:CA:2030:6MZ:H9C1	1.58	0.85
13:BM:6:GLY:HA3	13:BM:66:GLU:HG3	1.58	0.85
31:CA:1936:A:H2	31:CA:1943:U:H3	1.26	0.83
13:BM:114:LYS:HB3	13:BM:115:PRO:HD3	1.60	0.83
31:CA:2428:G:N2	41:CM:60:ARG:HH21	1.77	0.82
33:DA:2428:G:N2	41:DM:60:ARG:HH21	1.77	0.81
1:AA:664:G:H22	1:AA:741:G:H1	1.29	0.79
32:DD:4:LEU:HD12	32:DD:101:PHE:CE2	2.18	0.79
11:BK:88:GLY:H	11:BK:114:THR:HG22	1.48	0.78
1:BA:664:G:H22	1:BA:741:G:H1	1.29	0.76
29:CC:17:VAL:HB	29:CC:204:VAL:HG13	1.69	0.74
34:CE:149:ILE:HG12	34:CE:188:MET:HG2	1.68	0.74
8:BH:87:LYS:HB2	8:BH:125:ILE:HD11	1.69	0.74
1:BA:841:C:H3'	1:BA:842:U:C5'	2.16	0.74
24:C3:12:ARG:HD2	24:C3:44:VAL:HG11	1.71	0.73
48:CT:73:LYS:HB2	48:CT:106:VAL:HB	1.71	0.73
33:DA:580:U:O3'	46:DR:31:VAL:HG13	1.89	0.73
33:DA:2127:G:H4'	33:DA:2128:G:OP1	1.88	0.72
1:BA:1305:G:H21	1:BA:1332:A:H2	1.38	0.72
58:DA:3190:MPD:H12	34:DE:33:VAL:HG22	1.71	0.72

Continued on next page...

Continued from previous page...

Atom-1	Atom-2	Interatomic distance (Å)	Clash overlap (Å)
4:BD:197:GLU:HA	4:BD:200:ILE:HD12	1.71	0.72
1:AA:1305:G:H21	1:AA:1332:A:H2	1.38	0.72
31:CA:528:A:C2	31:CA:2043:C:H4'	2.25	0.72
8:AH:87:LYS:HB2	8:AH:125:ILE:HD11	1.72	0.71
4:AD:197:GLU:HA	4:AD:200:ILE:HD12	1.70	0.71
47:CS:14:VAL:HG21	47:CS:98:ILE:CG1	2.11	0.71
13:BM:22:ILE:HB	13:BM:25:VAL:CG1	2.19	0.71
31:CA:1394:U:H4'	31:CA:1603:A:H4'	1.72	0.71
31:CA:532:A:N1	31:CA:2020:A:H1'	2.05	0.71
1:AA:1358:U:H3	1:AA:1363:A:H62	1.38	0.70
31:CA:206:U:H2'	31:CA:207:A:H8	1.56	0.70
48:DT:73:LYS:HB2	48:DT:106:VAL:HB	1.72	0.70
33:DA:2262:U:H5''	52:DX:41[A]:ARG:HH12	1.57	0.69
39:DK:46:PRO:HD2	69:DK:363:HOH:O	1.91	0.69
3:BC:123:GLN:HB3	3:BC:128:VAL:HG21	1.74	0.69
33:DA:135:U:H3	33:DA:144:A:H61	1.39	0.69
33:DA:2591:C:H2'	33:DA:2592:G:C8	2.27	0.69
36:CG:80:THR:HG23	36:CG:81:GLU:H	1.57	0.69
22:C1:43:ILE:HG22	22:C1:49:TYR:HB2	1.75	0.69
30:CD:133:THR:HG22	31:CA:1993:U:H4'	1.74	0.69
1:AA:1518:MA6:H103	1:AA:1519:MA6:H102	1.75	0.69
19:BS:6:LYS:HD2	19:BS:7:LYS:H	1.58	0.69
33:DA:494:G:H4'	48:DT:6:LYS:HB2	1.74	0.69
33:DA:568:U:H1'	33:DA:2030:6MZ:H9C1	1.75	0.69
31:CA:1936:A:H61	31:CA:1963:U:H3	1.40	0.68
31:CA:135:U:H3	31:CA:144:A:H61	1.39	0.68
33:DA:2033:A:H5'	69:DA:3669:HOH:O	1.93	0.68
30:CD:4:LEU:HD12	30:CD:101:PHE:CE2	2.29	0.68
31:CA:846:U:H1'	31:CA:847:U:H5	1.58	0.68
22:D1:43:ILE:HG22	22:D1:49:TYR:HB2	1.76	0.68
48:CT:82:MET:HB2	48:CT:98:LYS:HB2	1.76	0.68
33:DA:1853:A:N1	33:DA:2087:G:H1'	2.09	0.68
1:AA:81:A:H61	1:AA:86:G:H1	1.42	0.67
43:CO:73:ASN:HA	43:CO:76:VAL:HG22	1.76	0.67
31:CA:17:G:H4'	46:CR:25:TYR:HE2	1.59	0.67
33:DA:2128:G:H1	33:DA:2160:C:H42	1.42	0.67
6:BF:38:ARG:HH12	6:BF:99:ALA:HB3	1.60	0.67
48:DT:82:MET:HB2	48:DT:98:LYS:HB2	1.77	0.67
3:BC:40:ARG:HH11	3:BC:55:ILE:HG23	1.59	0.66
50:CV:7:ARG:O	50:CV:25:VAL:HB	1.95	0.66
3:BC:77:ILE:HA	3:BC:84:VAL:HG23	1.77	0.66

Continued on next page...

Continued from previous page...

Atom-1	Atom-2	Interatomic distance (Å)	Clash overlap (Å)
46:DR:20:GLN:CG	57:DR:203:PG4:H42	2.26	0.66
13:BM:83:LEU:HD21	19:BS:65:GLU:HB2	1.76	0.66
41:CM:82:LEU:HD11	41:CM:116:VAL:HG23	1.78	0.66
1:BA:451:A:H2'	69:BA:1701:HOH:O	1.96	0.66
1:BA:1518:MA6:H103	1:BA:1519:MA6:H102	1.77	0.66
33:DA:1913:A:H4'	33:DA:1913:A:OP1	1.96	0.65
10:AJ:7:ARG:HB3	10:AJ:101:SER:HB2	1.77	0.65
31:CA:2428:G:N2	41:CM:60:ARG:NH2	2.44	0.65
31:CA:2728:U:O2'	31:CA:2729:G:H8	1.78	0.65
3:AC:77:ILE:HA	3:AC:84:VAL:HG23	1.77	0.65
43:DO:73:ASN:HA	43:DO:76:VAL:HG22	1.77	0.65
6:AF:38:ARG:HB3	6:AF:63:ASN:HB2	1.78	0.65
20:BT:9:LYS:O	20:BT:12:ILE:HG13	1.97	0.65
46:DR:28:ARG:HD3	69:DR:318:HOH:O	1.96	0.65
31:CA:2074:U:H2'	31:CA:2075:U:C6	2.33	0.64
31:CA:2796:U:H3	31:CA:2799:A:H61	1.45	0.64
11:AK:31:ILE:HG12	11:AK:46:THR:HG22	1.79	0.64
33:DA:2796:U:H3	33:DA:2799:A:H61	1.44	0.64
6:BF:38:ARG:HB3	6:BF:63:ASN:HB2	1.78	0.64
11:BK:88:GLY:N	11:BK:114:THR:HG22	2.13	0.64
31:CA:1105:U:H2'	31:CA:1106:G:H8	1.62	0.64
33:DA:1105:U:H2'	33:DA:1106:G:H8	1.63	0.64
33:DA:2428:G:H21	41:DM:60:ARG:HH21	1.44	0.64
52:CX:37:ILE:HG21	52:CX:80:ILE:HG21	1.79	0.64
31:CA:783:A:H4'	31:CA:1779:U:O2	1.97	0.63
2:BB:23:TRP:HB3	2:BB:39:HIS:CE1	2.33	0.63
30:CD:129:THR:HG23	30:CD:140:HIS:O	1.98	0.63
31:CA:659:G:H4'	34:CE:95:LYS:HD3	1.81	0.63
1:AA:1218:C:H2'	1:AA:1219:A:C8	2.35	0.62
13:AM:4:ILE:HD12	13:AM:10:PRO:HG2	1.80	0.62
1:BA:1218:C:H2'	1:BA:1219:A:C8	2.35	0.62
33:DA:2428:G:N2	41:DM:60:ARG:NH2	2.47	0.62
31:CA:740:C:H5'	31:CA:1784:A:H3'	1.82	0.62
69:DA:8015:HOH:O	42:DN:55:ARG:HG3	1.97	0.62
31:CA:699:A:H2'	31:CA:700:G:O4'	2.00	0.62
50:DV:52:LEU:HB3	50:DV:54:GLN:HB2	1.81	0.62
55:DI:64:VAL:HG22	55:DI:69:PHE:HB2	1.82	0.62
44:DP:31:THR:HG22	44:DP:33:ARG:H	1.64	0.62
31:CA:674:G:H1'	34:CE:69:ARG:HH11	1.65	0.62
5:BE:106:ILE:HD11	5:BE:124:LEU:HD23	1.81	0.61
6:BF:38:ARG:NH1	6:BF:99:ALA:HB3	2.15	0.61

Continued on next page...

Continued from previous page...

Atom-1	Atom-2	Interatomic distance (Å)	Clash overlap (Å)
20:BT:4:ILE:HA	20:BT:8:LYS:HE2	1.81	0.61
48:CT:17:VAL:HG11	48:CT:103:ILE:HG12	1.82	0.61
19:AS:15:LEU:HD13	19:AS:33:THR:HG21	1.82	0.61
12:BL:43:LYS:HD2	12:BL:91:PRO:HG3	1.81	0.61
13:BM:22:ILE:HB	13:BM:25:VAL:HG12	1.81	0.61
40:DL:43:ILE:HD12	40:DL:56:ASP:HB2	1.83	0.61
52:DX:37:ILE:HG21	52:DX:80:ILE:HG21	1.81	0.61
17:BQ:17:MET:HB3	17:BQ:20:SER:HB3	1.82	0.61
31:CA:2469:A:H4'	42:CN:55:ARG:HD3	1.82	0.61
5:BE:104:GLY:HA3	5:BE:122:ASN:HA	1.83	0.61
31:CA:2428:G:H21	41:CM:60:ARG:HH21	1.45	0.61
4:BD:107:PHE:HB3	4:BD:145:ILE:HD11	1.83	0.60
41:CM:95:LEU:HD22	41:CM:100:ILE:HG12	1.81	0.60
36:DG:24:ILE:HD11	36:DG:43:VAL:HG11	1.82	0.60
48:DT:17:VAL:HG11	48:DT:103:ILE:HG12	1.83	0.60
1:AA:209:U:H4'	1:AA:210:C:OP2	2.01	0.60
31:CA:634:C:H2'	31:CA:635:C:C6	2.36	0.60
31:CA:2845:U:H5''	45:CQ:52:ASN:O	2.00	0.60
1:AA:1144:G:H21	1:AA:1146:A:H62	1.47	0.60
1:BA:1144:G:H21	1:BA:1146:A:H62	1.47	0.60
33:DA:1014:A:H1'	69:DA:6685:HOH:O	2.01	0.60
4:AD:107:PHE:HB3	4:AD:145:ILE:HD11	1.82	0.60
1:BA:1323:G:H2'	1:BA:1324:A:C8	2.36	0.60
36:CG:24:ILE:HD11	36:CG:43:VAL:HG11	1.82	0.60
40:CL:43:ILE:HD12	40:CL:56:ASP:HB2	1.82	0.60
31:CA:2394:C:H5''	41:CM:63:LYS:HE2	1.83	0.60
34:DE:131:THR:HG23	34:DE:160:ALA:O	2.02	0.60
1:AA:73:C:HO2'	1:AA:74:A:H8	1.50	0.60
2:AB:188:ASP:HB2	2:AB:204:ASP:OD2	2.02	0.60
1:BA:73:C:HO2'	1:BA:74:A:H8	1.48	0.60
1:BA:1226:C:H2'	13:BM:102:THR:HB	1.84	0.60
33:DA:1509:A:HO2'	33:DA:1510:G:H8	1.49	0.60
1:AA:1323:G:H2'	1:AA:1324:A:C8	2.37	0.60
31:CA:784:G:H3'	69:CA:3484:HOH:O	2.01	0.59
31:CA:2680:U:H2'	31:CA:2681:C:C6	2.37	0.59
31:CA:1105:U:H2'	31:CA:1106:G:C8	2.37	0.59
35:CF:36:LEU:HD21	35:CF:91:LEU:CD1	2.32	0.59
48:DT:4:ILE:HG12	48:DT:106:VAL:HG22	1.84	0.59
44:CP:31:THR:HG22	44:CP:33:ARG:H	1.66	0.59
12:BL:33:VAL:HG22	12:BL:79:VAL:HG22	1.85	0.59
31:CA:2291:U:H2'	31:CA:2292:U:C6	2.38	0.59

Continued on next page...

Continued from previous page...

Atom-1	Atom-2	Interatomic distance (Å)	Clash overlap (Å)
31:CA:1447:C:H2'	31:CA:1448:G:C8	2.38	0.59
48:CT:59:GLU:HA	48:CT:64:ALA:HA	1.84	0.59
1:AA:1226:C:H2'	13:AM:102:THR:HB	1.85	0.58
46:CR:58:ARG:NH1	46:CR:62:ILE:HD11	2.19	0.58
6:BF:3:HIS:H	6:BF:92:THR:HG23	1.67	0.58
32:DD:114:LYS:HE2	33:DA:2681:C:OP2	2.03	0.58
1:BA:209:U:H4'	1:BA:210:C:OP2	2.03	0.58
1:AA:6:G:H1	5:AE:103:THR:HG21	1.68	0.58
35:CF:36:LEU:HD21	35:CF:91:LEU:HD12	1.84	0.58
2:AB:129:LEU:HD13	2:AB:134:ALA:HB2	1.86	0.58
8:AH:94:LYS:HB3	8:AH:117:ARG:HH22	1.68	0.58
31:CA:17:G:H4'	46:CR:25:TYR:CE2	2.37	0.58
31:CA:1311:G:H21	31:CA:1603:A:H62	1.50	0.58
2:BB:188:ASP:HB2	2:BB:204:ASP:OD2	2.03	0.58
33:DA:5:A:H2'	33:DA:6:A:C8	2.39	0.58
5:AE:106:ILE:HD11	5:AE:124:LEU:HD23	1.86	0.58
2:BB:129:LEU:HD13	2:BB:134:ALA:HB2	1.86	0.58
40:CL:77:ILE:HG12	45:CQ:72:ARG:HG3	1.86	0.58
22:D1:53:LYS:HE3	22:D1:56:ALA:HA	1.86	0.58
33:DA:1105:U:H2'	33:DA:1106:G:C8	2.38	0.58
35:DF:106:ILE:HD12	35:DF:139:PRO:HG2	1.85	0.58
5:AE:38:VAL:HG11	5:AE:114:VAL:HG22	1.86	0.57
12:AL:33:VAL:HG22	12:AL:79:VAL:HG22	1.85	0.57
1:BA:522:C:H5	12:BL:50:ARG:HH12	1.52	0.57
50:CV:82:ARG:HB2	50:CV:97:LYS:HG3	1.86	0.57
1:AA:774:G:H21	57:AA:1670:PG4:H51	1.69	0.57
48:CT:4:ILE:HG12	48:CT:106:VAL:HG22	1.86	0.57
20:BT:58:VAL:HG13	20:BT:72:ALA:HB1	1.85	0.57
33:DA:1645:G:H5''	33:DA:1646:C:H5'	1.86	0.57
33:DA:1182:G:H2'	33:DA:1183:U:O4'	2.05	0.57
38:CJ:14:ALA:HB3	38:CJ:17:MET:HB2	1.87	0.57
55:DI:69:PHE:HB3	55:DI:72:LEU:HD12	1.87	0.57
1:AA:202:G:HO2'	1:AA:468:A:H8	1.53	0.57
11:BK:89:PRO:HG3	21:BU:32:VAL:HG11	1.85	0.57
35:CF:106:ILE:HD12	35:CF:139:PRO:HG2	1.85	0.57
19:BS:50:ALA:HB1	19:BS:57:HIS:HB3	1.86	0.57
33:DA:31:C:O3'	33:DA:1238:G:H5''	2.05	0.57
44:DP:7:ARG:HG3	44:DP:96:GLY:HA3	1.86	0.57
38:DJ:14:ALA:HB3	38:DJ:17:MET:HB2	1.87	0.57
41:DM:57:LEU:HA	41:DM:60:ARG:HE	1.70	0.57
11:AK:89:PRO:HG3	21:AU:32:VAL:HG11	1.87	0.56

Continued on next page...

Continued from previous page...

Atom-1	Atom-2	Interatomic distance (Å)	Clash overlap (Å)
7:BG:113:ASP:HB2	7:BG:119:ARG:HG3	1.87	0.56
29:CC:219:THR:O	31:CA:1789:A:H5''	2.05	0.56
31:CA:118:A:N3	31:CA:178:G:H1'	2.20	0.56
40:CL:38:ILE:HD11	40:CL:112:PHE:HZ	1.68	0.56
1:AA:1277:C:HO2'	1:AA:1279:G:H8	1.52	0.56
3:AC:151:VAL:HG12	3:AC:200:VAL:HG22	1.87	0.56
31:CA:1636:U:H2'	31:CA:1637:A:C8	2.39	0.56
41:CM:57:LEU:HB2	41:CM:60:ARG:HH11	1.70	0.56
41:DM:57:LEU:HB2	41:DM:60:ARG:HH11	1.69	0.56
6:AF:45:ARG:O	6:AF:56:LYS:HA	2.05	0.56
33:DA:2529:G:H4'	36:DG:175:LYS:HG3	1.87	0.56
55:DI:132:TYR:H	55:DI:133:GLU:HB2	1.70	0.56
33:DA:1278:C:H2'	33:DA:1279:G:H8	1.70	0.56
1:AA:769:G:H4'	1:AA:1513:A:H4'	1.87	0.56
7:AG:113:ASP:HB2	7:AG:119:ARG:HG3	1.88	0.56
22:C1:53:LYS:HE3	22:C1:56:ALA:HA	1.87	0.56
32:DD:99:GLU:HG2	32:DD:182:ALA:HB2	1.88	0.56
51:CW:38:LEU:HD21	51:CW:65:VAL:HG11	1.87	0.56
31:CA:335:C:H5''	50:CV:82:ARG:HD3	1.87	0.56
6:BF:45:ARG:O	6:BF:56:LYS:HA	2.06	0.56
33:DA:1278:C:H2'	33:DA:1279:G:C8	2.40	0.56
47:DS:44:GLY:O	47:DS:45:GLU:HG2	2.06	0.55
31:CA:1509:A:HO2'	31:CA:1510:G:H8	1.52	0.55
31:CA:2036:C:H2'	31:CA:2037:A:C8	2.42	0.55
47:DS:21:ARG:HH21	57:DS:202:PG4:H71	1.70	0.55
44:CP:7:ARG:HG3	44:CP:96:GLY:HA3	1.87	0.55
8:BH:94:LYS:HB3	8:BH:117:ARG:HH22	1.71	0.55
40:DL:38:ILE:HD11	40:DL:112:PHE:HZ	1.70	0.55
1:AA:412:A:H3'	1:AA:413:G:H5'	1.87	0.55
16:AP:4:ILE:HG12	16:AP:21:VAL:HG22	1.89	0.55
1:BA:769:G:H4'	1:BA:1513:A:H4'	1.88	0.55
26:C5:3:VAL:HG11	31:CA:2539:C:C5'	2.34	0.55
33:DA:396:G:H1'	53:DY:29:PHE:HB3	1.87	0.55
22:D1:5:GLN:O	33:DA:2017:U:H4'	2.06	0.55
31:CA:457:A:N1	31:CA:470:A:H5''	2.22	0.55
31:CA:1974:C:H3'	69:CA:3256:HOH:O	2.07	0.55
42:CN:69:PRO:HA	42:CN:94:ALA:HB2	1.89	0.54
17:BQ:14:SER:HB3	17:BQ:22:VAL:HG12	1.88	0.54
31:CA:784:G:H5'	31:CA:785:G:OP1	2.07	0.54
1:BA:1277:C:HO2'	1:BA:1279:G:H8	1.54	0.54
2:BB:20:THR:HA	2:BB:39:HIS:HE1	1.63	0.54

Continued on next page...

Continued from previous page...

Atom-1	Atom-2	Interatomic distance (Å)	Clash overlap (Å)
30:CD:99:GLU:HG2	30:CD:182:ALA:HB2	1.88	0.54
1:BA:209:U:H2'	1:BA:209:U:O2	2.06	0.54
31:CA:1794:A:H2'	31:CA:1795:C:C6	2.43	0.54
1:BA:946:A:H2'	1:BA:947:G:C8	2.43	0.54
31:CA:2019:A:H4'	46:CR:34:VAL:HG21	1.89	0.54
53:CY:11:ARG:HG2	53:CY:12:PRO:HD2	1.90	0.54
35:DF:138:PHE:HE2	35:DF:152:LEU:HD21	1.71	0.54
36:DG:19:ILE:HG12	36:DG:24:ILE:HG12	1.89	0.54
11:AK:84:VAL:HG21	11:AK:97:ILE:HG23	1.88	0.54
11:BK:84:VAL:HG21	11:BK:97:ILE:HG23	1.90	0.54
33:DA:644:A:H2'	33:DA:645:C:O4'	2.08	0.54
40:CL:24:VAL:HG13	40:CL:33:ALA:HB2	1.88	0.54
5:AE:107:ALA:HB2	5:AE:125:ALA:HB3	1.89	0.54
5:BE:105:ILE:HA	5:BE:123:VAL:HG23	1.90	0.54
37:CH:27:ARG:HH11	53:CY:60:ASP:HA	1.71	0.54
38:CJ:55:ILE:HD12	38:CJ:74:PRO:HD3	1.90	0.54
50:DV:94:ARG:HB3	50:DV:103:ILE:HD12	1.88	0.54
31:CA:494:G:H4'	48:CT:6:LYS:HB2	1.89	0.54
21:AU:51:SER:HA	21:AU:54:LYS:HE3	1.90	0.54
1:AA:946:A:H2'	1:AA:947:G:C8	2.43	0.54
3:AC:77:ILE:HA	3:AC:84:VAL:CG2	2.37	0.54
26:C5:3:VAL:CG1	31:CA:2539:C:H5'	2.35	0.54
31:CA:244:A:H5''	41:CM:67:THR:HG21	1.90	0.54
37:CH:3:VAL:HG12	37:CH:38:PRO:HA	1.90	0.54
41:CM:57:LEU:HA	41:CM:60:ARG:HE	1.72	0.54
34:DE:130:LYS:HB2	34:DE:133:LEU:HD12	1.89	0.54
1:BA:1432:G:H3'	45:CQ:106:LYS:HE2	1.89	0.53
33:DA:2327:A:H2'	33:DA:2328:A:C8	2.43	0.53
33:DA:2591:C:H2'	33:DA:2592:G:H8	1.72	0.53
51:DW:38:LEU:HD21	51:DW:65:VAL:HG11	1.88	0.53
31:CA:1645:G:H5''	31:CA:1646:C:H5'	1.89	0.53
59:DA:3210:PUT:H32	69:DA:6598:HOH:O	2.08	0.53
26:C5:36:ARG:HH22	31:CA:2539:C:H4'	1.72	0.53
1:BA:202:G:H1	1:BA:215:C:H42	1.56	0.53
23:C2:11:LEU:HD21	23:C2:34:LEU:HD23	1.91	0.53
2:BB:187:VAL:HG13	2:BB:191:SER:HB2	1.91	0.53
22:C1:4:GLN:HA	31:CA:2615:U:C2	2.43	0.53
26:C5:4:ARG:HB2	31:CA:2466:C:OP1	2.09	0.53
31:CA:373:U:H2'	31:CA:374:A:H8	1.73	0.53
33:DA:927:A:H2'	33:DA:928:A:C8	2.44	0.53
36:CG:19:ILE:HG12	36:CG:24:ILE:HG12	1.89	0.53

Continued on next page...

Continued from previous page...

Atom-1	Atom-2	Interatomic distance (Å)	Clash overlap (Å)
39:CK:117:ALA:HA	39:CK:120:ARG:HD2	1.90	0.53
51:DW:63:ILE:HG22	51:DW:65:VAL:HG23	1.90	0.53
1:BA:9:G:OP2	5:BE:126:LYS:HE2	2.08	0.53
31:CA:1476:U:H2'	31:CA:1477:A:H8	1.73	0.53
43:CO:2:ARG:HA	43:CO:5:LYS:HD2	1.91	0.53
49:CU:54:GLU:HB3	49:CU:88:LYS:HD2	1.90	0.53
13:BM:90:ARG:HH21	13:BM:95:LEU:HB3	1.74	0.53
38:DJ:55:ILE:HD12	38:DJ:74:PRO:HD3	1.90	0.53
10:BJ:5:ARG:HG2	10:BJ:79:PRO:HG3	1.91	0.53
30:CD:186:LEU:HD21	45:CQ:4:ILE:HG21	1.90	0.53
54:DZ:47:ARG:HD3	69:DZ:102:HOH:O	2.07	0.53
12:BL:110:ARG:HB2	12:BL:119:VAL:HG21	1.90	0.53
16:BP:61:VAL:HG21	16:BP:67:ILE:HD11	1.91	0.53
35:DF:36:LEU:HB2	35:DF:57:LEU:HD21	1.91	0.53
42:CN:41:LEU:HD21	42:CN:124:LEU:HD22	1.90	0.53
41:DM:85:VAL:HG21	41:DM:90:VAL:HG22	1.91	0.53
5:BE:77:ASN:HB2	5:BE:82:GLN:NE2	2.25	0.52
7:BG:69:VAL:HG23	7:BG:100:ALA:HB1	1.91	0.52
16:BP:4:ILE:HG12	16:BP:21:VAL:HG22	1.90	0.52
31:CA:1779:U:C5	31:CA:1784:A:N7	2.77	0.52
32:DD:25:THR:HG21	32:DD:193:VAL:HG22	1.91	0.52
33:DA:45:G:H5''	33:DA:46:G:H5'	1.91	0.52
40:CL:58:LEU:HD11	40:CL:86:LEU:HD13	1.91	0.52
39:DK:117:ALA:HA	39:DK:120:ARG:HD2	1.91	0.52
1:BA:17:U:H2'	1:BA:18:C:C6	2.44	0.52
21:BU:14:VAL:HG22	21:BU:17:ARG:HH12	1.75	0.52
40:DL:24:VAL:HG13	40:DL:33:ALA:HB2	1.90	0.52
1:BA:9:G:H5'	5:BE:108:GLY:HA3	1.91	0.52
50:CV:94:ARG:HB3	50:CV:103:ILE:HD12	1.90	0.52
37:DH:3:VAL:HG12	37:DH:38:PRO:HA	1.92	0.52
3:BC:77:ILE:HA	3:BC:84:VAL:CG2	2.38	0.52
14:BN:10:GLU:HG3	14:BN:63:ARG:HD2	1.92	0.52
1:AA:17:U:H2'	1:AA:18:C:C6	2.45	0.52
1:BA:1060:U:C5	3:BC:2:GLY:HA3	2.44	0.52
31:CA:176:A:O5'	31:CA:176:A:H8	1.93	0.52
2:AB:20:THR:HG22	2:AB:39:HIS:CE1	2.44	0.52
33:DA:2305:U:H5''	35:DF:131:GLY:HA3	1.90	0.52
38:CJ:103:ARG:HA	38:CJ:106:LEU:HD12	1.91	0.52
51:CW:63:ILE:HG22	51:CW:65:VAL:HG23	1.91	0.52
2:AB:15:HIS:HB3	2:AB:43:LEU:HD11	1.90	0.52
31:CA:1028:A:N6	31:CA:1125:G:H2'	2.25	0.52

Continued on next page...

Continued from previous page...

Atom-1	Atom-2	Interatomic distance (Å)	Clash overlap (Å)
1:AA:9:G:OP2	5:AE:126:LYS:HE2	2.10	0.52
1:AA:1492:A:C5'	12:AL:44:LYS:HG2	2.36	0.52
27:C0:9:GLN:HB3	27:C0:32:ILE:HA	1.92	0.52
31:CA:744:U:H4'	31:CA:1658:C:H4'	1.91	0.52
33:DA:1250:G:H5''	46:DR:6:ARG:HD3	1.92	0.52
52:DX:65:GLY:HA2	52:DX:85:GLU:HG2	1.92	0.52
30:CD:25:THR:HG21	30:CD:193:VAL:HG22	1.91	0.52
31:CA:1379:U:H4'	31:CA:1380:G:OP1	2.10	0.52
33:DA:839:U:H2'	33:DA:840:C:C6	2.44	0.52
34:CE:145:ASP:HA	34:CE:166:LYS:HB3	1.92	0.52
51:CW:77:VAL:HG23	51:CW:89:ILE:HG12	1.92	0.52
45:DQ:31:TRP:CE2	45:DQ:40:LEU:HD21	2.45	0.52
48:DT:41:LYS:HD2	69:DT:344:HOH:O	2.09	0.52
31:CA:310:A:H5''	50:CV:15:THR:HG23	1.92	0.52
32:DD:150[A]:MEQ:HE3	33:DA:2032:G:C8	2.45	0.52
33:DA:514:A:H5'	46:DR:11:ARG:HH12	1.74	0.52
33:DA:2800:A:C2	33:DA:2895:G:H1'	2.45	0.52
40:DL:58:LEU:HD11	40:DL:86:LEU:HD13	1.92	0.52
7:AG:69:VAL:HG23	7:AG:100:ALA:HB1	1.91	0.51
1:BA:266:G:H3'	17:BQ:69:LYS:HB2	1.92	0.51
31:CA:2533:U:H2'	31:CA:2534:A:O4'	2.10	0.51
33:DA:639:U:H2'	33:DA:640:C:C6	2.45	0.51
31:CA:796:C:H2'	31:CA:797:G:C8	2.45	0.51
31:CA:1651:G:OP1	43:CO:40:LYS:HE3	2.10	0.51
33:DA:1935:G:H1'	33:DA:1964:G:N2	2.25	0.51
35:DF:61:SER:HB2	35:DF:91:LEU:HD21	1.92	0.51
36:DG:95:ARG:HG2	36:DG:128:GLN:HB3	1.93	0.51
5:AE:77:ASN:HB2	5:AE:82:GLN:NE2	2.25	0.51
1:BA:1062:U:H2'	1:BA:1063:C:C6	2.46	0.51
31:CA:1936:A:N6	31:CA:1963:U:N3	2.53	0.51
33:DA:2262:U:H5''	52:DX:41[A]:ARG:NH1	2.22	0.51
44:DP:39:VAL:HB	44:DP:49:VAL:HG23	1.91	0.51
52:DX:21:LEU:HD11	52:DX:41[A]:ARG:HE	1.75	0.51
1:AA:1238:A:H5'	1:AA:1336:C:H41	1.75	0.51
23:C2:22:THR:HG21	31:CA:2419:U:H5''	1.93	0.51
2:BB:15:HIS:HB3	2:BB:43:LEU:HD11	1.92	0.51
9:BI:7:TYR:HE1	9:BI:18:ARG:HB2	1.74	0.51
10:BJ:57:VAL:HG22	10:BJ:58:ASN:H	1.76	0.51
31:CA:581:C:H2'	31:CA:582:A:C8	2.46	0.51
31:CA:806:C:H2'	31:CA:807:U:C6	2.46	0.51
12:AL:110:ARG:HB2	12:AL:119:VAL:HG21	1.92	0.51

Continued on next page...

Continued from previous page...

Atom-1	Atom-2	Interatomic distance (Å)	Clash overlap (Å)
14:AN:10:GLU:HG3	14:AN:63:ARG:HD2	1.92	0.51
31:CA:674:G:H1'	34:CE:69:ARG:HD2	1.92	0.51
33:DA:1026:G:H2'	33:DA:1027:A:C8	2.46	0.51
54:DZ:18:LEU:HB2	54:DZ:53:VAL:HG11	1.93	0.51
2:BB:120:GLN:HE22	2:BB:137:ARG:HE	1.58	0.51
28:CB:55:U:H1'	35:CF:26:MET:HG3	1.93	0.51
41:CM:85:VAL:HG11	41:CM:90:VAL:HG22	1.92	0.51
1:AA:202:G:H1	1:AA:215:C:H42	1.58	0.51
13:AM:33:ILE:HD11	13:AM:63:PHE:HE1	1.75	0.51
13:AM:90:ARG:HH21	13:AM:95:LEU:HB3	1.74	0.51
21:AU:14:VAL:HG22	21:AU:17:ARG:HH12	1.76	0.51
23:D2:11:LEU:HD21	23:D2:34:LEU:HD23	1.92	0.51
33:DA:1250:G:C5'	46:DR:6:ARG:HD3	2.41	0.51
37:CH:82:SER:HB2	37:CH:94:ILE:HD11	1.93	0.51
36:DG:164:TYR:HB2	36:DG:167:GLU:HB2	1.93	0.51
41:DM:85:VAL:HB	41:DM:94:THR:HG22	1.92	0.51
1:BA:202:G:HO2'	1:BA:468:A:H8	1.57	0.51
31:CA:309:A:O3'	50:CV:16:GLY:HA2	2.10	0.51
32:DD:150[A]:MEQ:HG2	69:DA:4147:HOH:O	2.11	0.51
33:DA:1101:U:H2'	33:DA:1102:C:C6	2.46	0.51
33:DA:2409:G:H2'	33:DA:2410:G:O4'	2.11	0.51
2:AB:120:GLN:HE22	2:AB:137:ARG:HE	1.57	0.51
2:AB:187:VAL:HG13	2:AB:191:SER:HB2	1.92	0.51
31:CA:2261:C:C2	31:CA:2280:G:N2	2.79	0.51
34:CE:130:LYS:HB2	34:CE:133:LEU:HD12	1.93	0.51
37:DH:82:SER:HB2	37:DH:94:ILE:HD11	1.93	0.51
38:DJ:103:ARG:HA	38:DJ:106:LEU:HD12	1.91	0.51
33:DA:2243:U:H2'	33:DA:2244:U:C6	2.47	0.51
69:DA:7302:HOH:O	46:DR:6:ARG:HG2	2.11	0.51
49:CU:18:GLU:H	49:CU:18:GLU:CD	2.15	0.51
29:CC:232:HIS:NE2	29:CC:244:PRO:HA	2.26	0.50
31:CA:45:G:H5''	31:CA:46:G:H5'	1.92	0.50
31:CA:571:U:H4'	31:CA:573:U:H5	1.76	0.50
31:CA:1662:U:H3	31:CA:1998:A:H61	1.59	0.50
33:DA:1794:A:H2'	33:DA:1795:C:C6	2.46	0.50
33:DA:2845:U:H5''	45:DQ:52:ASN:O	2.11	0.50
34:DE:145:ASP:HA	34:DE:166:LYS:HB3	1.92	0.50
7:AG:69:VAL:HG21	7:AG:104:ILE:HD11	1.92	0.50
7:AG:70:ARG:HG2	7:AG:96:ARG:HG2	1.91	0.50
10:AJ:5:ARG:HE	10:AJ:77:VAL:HG22	1.76	0.50
10:AJ:57:VAL:HG22	10:AJ:58:ASN:H	1.77	0.50

Continued on next page...

Continued from previous page...

Atom-1	Atom-2	Interatomic distance (Å)	Clash overlap (Å)
1:BA:1141:C:HO2'	1:BA:1142:G:H8	1.58	0.50
31:CA:2189:U:H2'	31:CA:2190:G:H8	1.75	0.50
33:DA:979:A:H2'	33:DA:982:C:H42	1.75	0.50
35:CF:36:LEU:HB2	35:CF:57:LEU:HD21	1.92	0.50
38:CJ:19:ASN:H	38:CJ:20:PRO:HD2	1.77	0.50
1:AA:845:A:O4'	1:AA:845:A:P	2.69	0.50
17:BQ:46:VAL:HG11	17:BQ:61:ILE:CG2	2.41	0.50
9:AI:7:TYR:HE1	9:AI:18:ARG:HB2	1.75	0.50
12:AL:55:VAL:HG21	12:AL:80:ILE:HD11	1.94	0.50
31:CA:608:A:H2'	31:CA:609:A:C8	2.47	0.50
31:CA:917:A:H5''	31:CA:2268:A:H61	1.76	0.50
33:DA:1651:G:H3'	69:DA:5545:HOH:O	2.12	0.50
35:CF:61:SER:HB2	35:CF:91:LEU:HD21	1.93	0.50
36:CG:164:TYR:HB2	36:CG:167:GLU:HB2	1.92	0.50
3:AC:156:ARG:HD3	3:AC:193:TYR:O	2.12	0.50
51:DW:77:VAL:HG23	51:DW:89:ILE:HG12	1.94	0.50
55:DI:50:VAL:HG11	55:DI:92:ALA:HB2	1.94	0.50
1:AA:79:G:H22	1:AA:90:C:H42	1.60	0.50
7:BG:70:ARG:HG2	7:BG:96:ARG:HG2	1.92	0.50
11:BK:29:ASN:HB2	11:BK:57:LYS:HE3	1.94	0.50
31:CA:910:A:H62	42:CN:12:MET:HA	1.77	0.50
31:CA:1665:A:H2'	31:CA:1666:G:O4'	2.10	0.50
31:CA:1779:U:H5	31:CA:1784:A:N7	2.09	0.50
31:CA:2028:U:H2'	31:CA:2029:G:C8	2.46	0.50
49:CU:45:ALA:O	49:CU:49:LYS:HG2	2.11	0.50
38:DJ:19:ASN:H	38:DJ:20:PRO:HD2	1.77	0.50
1:AA:1305:G:HO2'	1:AA:1306:A:H8	1.60	0.50
1:AA:1478:U:H2'	1:AA:1479:C:C6	2.46	0.50
16:AP:61:VAL:HG21	16:AP:67:ILE:HD11	1.92	0.50
31:CA:1101:U:H2'	31:CA:1102:C:C6	2.46	0.50
49:DU:54:GLU:HB3	49:DU:88:LYS:HD2	1.93	0.50
1:BA:1478:U:H2'	1:BA:1479:C:C6	2.47	0.50
5:BE:72:ILE:HG12	5:BE:145:GLU:HG3	1.94	0.50
11:BK:45:ALA:HB3	11:BK:70:CYS:HB2	1.94	0.50
19:BS:15:LEU:HD13	19:BS:33:THR:HG21	1.93	0.50
31:CA:1638:C:H5''	31:CA:2710:C:O2'	2.12	0.50
36:CG:95:ARG:HG2	36:CG:128:GLN:HB3	1.93	0.50
46:CR:76:TYR:CZ	46:CR:80:ILE:HG13	2.46	0.50
1:AA:412:A:H3'	1:AA:413:G:C5'	2.42	0.49
24:C3:2:LYS:HE2	31:CA:687:C:H5''	1.94	0.49
29:CC:154:LEU:HD13	29:CC:176:LEU:HD21	1.93	0.49

Continued on next page...

Continued from previous page...

Atom-1	Atom-2	Interatomic distance (Å)	Clash overlap (Å)
31:CA:639:U:H2'	31:CA:640:C:C6	2.46	0.49
31:CA:1936:A:H2	31:CA:1943:U:N3	2.02	0.49
31:CA:2267:A:H5''	31:CA:2268:A:H5'	1.94	0.49
31:CA:2350:C:H2'	31:CA:2351:G:O4'	2.12	0.49
33:DA:1171:G:H1'	33:DA:1179:G:N2	2.27	0.49
33:DA:1268:A:H2'	33:DA:1269:A:O4'	2.11	0.49
9:BI:19:VAL:HG22	9:BI:65:ILE:HG22	1.94	0.49
46:CR:112:LYS:HD3	47:CS:48:LYS:HG3	1.92	0.49
46:DR:76:TYR:CZ	46:DR:80:ILE:HG13	2.47	0.49
1:AA:299:G:H2'	1:AA:300:A:C8	2.46	0.49
14:AN:43:ASN:HA	14:AN:46:LEU:HD12	1.94	0.49
9:BI:120:LYS:HB2	9:BI:123:ARG:HB3	1.94	0.49
31:CA:574:A:C6	31:CA:2033:A:H5'	2.48	0.49
32:DD:186:LEU:HD21	45:DQ:4:ILE:HG21	1.93	0.49
3:AC:47:LEU:HB3	3:AC:50:ALA:HB3	1.94	0.49
16:BP:68:SER:HB3	69:BP:101:HOH:O	2.12	0.49
29:CC:160:THR:HG22	29:CC:177:ARG:HG2	1.93	0.49
31:CA:727:A:H2'	31:CA:728:G:C8	2.48	0.49
33:DA:858:G:H3'	33:DA:859:G:C8	2.47	0.49
2:AB:12:ALA:HB1	2:AB:209:ALA:HA	1.95	0.49
6:AF:46:GLN:HA	6:AF:56:LYS:HG2	1.95	0.49
9:AI:19:VAL:HG22	9:AI:65:ILE:HG22	1.94	0.49
1:BA:1496:C:H2'	1:BA:1497:G:O4'	2.12	0.49
3:BC:47:LEU:HB3	3:BC:50:ALA:HB3	1.95	0.49
17:BQ:68:SER:OG	17:BQ:71:LYS:HB3	2.11	0.49
29:DC:29:PRO:HG2	29:DC:34:LEU:HD11	1.95	0.49
33:DA:102:U:H2'	33:DA:102:U:O2	2.13	0.49
33:DA:585:G:N7	46:DR:6:ARG:NH1	2.60	0.49
33:DA:2779:U:H5'	33:DA:2781:A:O4'	2.12	0.49
34:CE:46:GLN:HB3	34:CE:83:VAL:HG11	1.95	0.49
11:AK:29:ASN:HB2	11:AK:57:LYS:HE3	1.93	0.49
12:BL:55:VAL:HG21	12:BL:80:ILE:HD11	1.95	0.49
31:CA:2190:G:H2'	31:CA:2191:A:H8	1.78	0.49
33:DA:1223:G:P	47:DS:68:ARG:HH22	2.35	0.49
35:CF:44:ILE:HG21	35:CF:79:ILE:HG22	1.95	0.49
14:BN:43:ASN:HA	14:BN:46:LEU:HD12	1.93	0.49
69:DA:6392:HOH:O	43:DO:103:ARG:HA	2.13	0.49
40:CL:103:VAL:O	40:CL:122:VAL:HB	2.12	0.49
5:AE:133:PRO:O	5:AE:137:VAL:HG13	2.11	0.49
12:AL:31:ARG:O	12:AL:58:THR:HG23	2.12	0.49
13:AM:12:HIS:HB3	69:AM:303:HOH:O	2.12	0.49

Continued on next page...

Continued from previous page...

Atom-1	Atom-2	Interatomic distance (Å)	Clash overlap (Å)
33:DA:1430:G:H2'	33:DA:1431:A:O4'	2.12	0.49
33:DA:2273:A:H2'	33:DA:2274:A:C8	2.47	0.49
54:CZ:18:LEU:HB2	54:CZ:53:VAL:HG11	1.94	0.49
55:DI:26:VAL:HB	55:DI:83:ALA:HB3	1.93	0.49
6:BF:46:GLN:HA	6:BF:56:LYS:HG2	1.94	0.49
50:DV:74:ASN:HD21	50:DV:99:ASN:ND2	2.11	0.49
7:BG:69:VAL:HG21	7:BG:104:ILE:HD11	1.93	0.49
33:DA:1999:C:H4'	33:DA:2723:C:O2	2.13	0.49
33:DA:2728:U:O2'	33:DA:2729:G:H5''	2.12	0.49
1:AA:266:G:H3'	17:AQ:69:LYS:HB2	1.94	0.48
31:CA:2718:G:OP1	45:CQ:98:TYR:HD2	1.96	0.48
1:BA:1493:A:H1'	31:CA:1913:A:H61	1.78	0.48
29:CC:105:LEU:H	29:CC:105:LEU:HD12	1.78	0.48
33:DA:784:G:O2'	33:DA:785:G:H5''	2.13	0.48
34:CE:58:LYS:HG3	34:CE:71:GLY:HA2	1.95	0.48
13:AM:85:CYS:HB2	19:AS:73:GLU:HB3	1.95	0.48
19:AS:50:ALA:HB1	19:AS:57:HIS:HB3	1.94	0.48
23:C2:25:LYS:HD2	23:C2:52:ALA:HB1	1.94	0.48
1:BA:299:G:H2'	1:BA:300:A:C8	2.47	0.48
1:BA:1238:A:H5'	1:BA:1336:C:H41	1.76	0.48
29:CC:29:PRO:HG2	29:CC:34:LEU:HD11	1.94	0.48
31:CA:20:C:H2'	31:CA:21:A:H8	1.78	0.48
31:CA:833:A:H2'	31:CA:834:G:C8	2.48	0.48
33:DA:1651:G:OP1	43:DO:40:LYS:HE3	2.14	0.48
34:CE:105:LEU:HD23	34:CE:108:ILE:HD11	1.95	0.48
1:AA:1062:U:H2'	1:AA:1063:C:C6	2.48	0.48
17:AQ:17:MET:HG2	17:AQ:20:SER:HB2	1.96	0.48
13:BM:85:CYS:HB2	19:BS:73:GLU:HB3	1.96	0.48
31:CA:2636:C:H2'	31:CA:2637:U:C6	2.48	0.48
47:CS:49:ILE:HB	47:CS:51:VAL:O	2.13	0.48
1:BA:212:G:H2'	1:BA:213:G:C8	2.49	0.48
32:DD:114:LYS:HD3	32:DD:196:ALA:HB2	1.95	0.48
6:BF:81:ASN:HB3	6:BF:84:VAL:HG12	1.96	0.48
31:CA:1935:G:H1'	31:CA:1964:G:N2	2.28	0.48
6:BF:99:ALA:O	6:BF:100:SER:HB3	2.14	0.48
31:CA:694:U:OP1	31:CA:1569:A:H1'	2.13	0.48
29:DC:232:HIS:NE2	29:DC:244:PRO:HA	2.28	0.48
32:DD:150[B]:MEQ:HG3	33:DA:2032:G:N3	2.28	0.48
48:CT:84:ARG:HB2	48:CT:96:ILE:HB	1.96	0.48
31:CA:668:A:H2'	31:CA:670:A:H62	1.78	0.48
31:CA:1931:U:H2'	31:CA:1932:A:H8	1.79	0.48

Continued on next page...

Continued from previous page...

Atom-1	Atom-2	Interatomic distance (Å)	Clash overlap (Å)
1:BA:79:G:H22	1:BA:90:C:H42	1.61	0.48
1:BA:1003:G:H21	1:BA:1005:A:H5'	1.79	0.48
33:DA:1720:U:H2'	33:DA:1721:G:O4'	2.13	0.48
33:DA:2314:A:H1'	35:DF:155:THR:HG21	1.96	0.48
34:CE:149:ILE:HD12	34:CE:172:ALA:HA	1.95	0.48
37:CH:15:LEU:HD22	37:CH:15:LEU:H	1.79	0.48
1:AA:1277:C:O2'	1:AA:1279:G:H8	1.97	0.48
5:AE:157:ARG:HD2	8:AH:43:GLU:O	2.14	0.48
7:AG:72:THR:HG23	7:AG:73:VAL:HG22	1.95	0.48
10:AJ:52:LEU:HB2	14:AN:81:ARG:HD2	1.96	0.48
1:BA:76:G:H1	1:BA:93:U:H3	1.62	0.48
44:CP:18:LEU:HD23	44:CP:25:ARG:HD3	1.96	0.48
31:CA:1677:A:H5''	69:CA:3685:HOH:O	2.13	0.47
31:CA:1721:G:HO2'	31:CA:1722:A:H8	1.61	0.47
31:CA:1783:A:C2	31:CA:2588:G:O4'	2.67	0.47
29:DC:231:PRO:HA	69:DC:304:HOH:O	2.14	0.47
11:AK:25:ALA:HA	11:AK:30:THR:HG22	1.96	0.47
1:BA:1277:C:O2'	1:BA:1279:G:H8	1.97	0.47
35:CF:103:LEU:HA	35:CF:107:ALA:HB3	1.96	0.47
22:C1:25:VAL:HG13	22:C1:26:THR:H	1.80	0.47
2:BB:12:ALA:HB1	2:BB:209:ALA:HA	1.95	0.47
2:BB:166:ALA:HB3	2:BB:191:SER:HB3	1.96	0.47
31:CA:831:G:O5'	31:CA:831:G:H8	1.97	0.47
31:CA:1716:U:H2'	31:CA:1717:A:H8	1.78	0.47
31:CA:1775:U:H2'	31:CA:1776:G:O4'	2.14	0.47
31:CA:2190:G:H2'	31:CA:2191:A:C8	2.49	0.47
28:DB:90:C:H5'	42:DN:18[B]:ARG:HG3	1.96	0.47
33:DA:2128:G:H1	33:DA:2160:C:N4	2.11	0.47
1:AA:673:A:H2'	1:AA:674:G:C8	2.49	0.47
6:AF:38:ARG:HE	6:AF:63:ASN:ND2	2.13	0.47
9:AI:120:LYS:HB2	9:AI:123:ARG:HB3	1.95	0.47
12:BL:50:ARG:HB3	12:BL:66:TYR:HE1	1.80	0.47
29:CC:174:LEU:CD2	29:CC:184:VAL:HB	2.44	0.47
31:CA:20:C:H2'	31:CA:21:A:C8	2.48	0.47
31:CA:1447:C:H2'	31:CA:1448:G:H8	1.80	0.47
31:CA:2428:G:H22	41:CM:60:ARG:NH2	2.12	0.47
29:DC:154:LEU:HD13	29:DC:176:LEU:HD21	1.95	0.47
35:DF:128:TYR:HD2	35:DF:156:ILE:HD12	1.79	0.47
2:AB:166:ALA:HB3	2:AB:191:SER:HB3	1.96	0.47
22:D1:4:GLN:HA	33:DA:2615:U:C2	2.48	0.47
31:CA:2718:G:O2'	45:CQ:96:LYS:HG3	2.15	0.47

Continued on next page...

Continued from previous page...

Atom-1	Atom-2	Interatomic distance (Å)	Clash overlap (Å)
33:DA:659:G:H4'	34:DE:95:LYS:HD3	1.95	0.47
33:DA:2291:U:H2'	33:DA:2292:U:C6	2.49	0.47
1:BA:562:U:H1'	12:BL:12:ARG:HD2	1.97	0.47
3:BC:22:TRP:HB3	3:BC:59:ARG:H	1.79	0.47
3:BC:33:LEU:HD21	14:BN:93:ILE:HG12	1.96	0.47
35:DF:103:LEU:HA	35:DF:107:ALA:HB3	1.97	0.47
1:AA:216:U:H2'	1:AA:217:C:C6	2.49	0.47
1:AA:1003:G:H21	1:AA:1005:A:H5'	1.79	0.47
58:AA:1671:MPD:H31	20:AT:24:ARG:NH1	2.29	0.47
1:BA:216:U:H2'	1:BA:217:C:C6	2.50	0.47
3:BC:23:PHE:CD2	10:BJ:97:ASP:HB2	2.49	0.47
3:BC:155:GLY:HA2	3:BC:163:ALA:HB1	1.97	0.47
31:CA:381:G:OP1	53:CY:18:ARG:HD3	2.15	0.47
31:CA:1154:G:OP1	46:CR:58:ARG:HD3	2.15	0.47
33:DA:476:G:H4'	33:DA:502:A:N1	2.30	0.47
33:DA:1187:G:H5''	47:DS:83:TYR:CE1	2.49	0.47
33:DA:2133:G:H21	33:DA:2158:A:N6	2.13	0.47
33:DA:2328:A:H2'	33:DA:2329:U:C6	2.49	0.47
33:DA:2547:A:H4'	40:DL:29:HIS:NE2	2.30	0.47
33:DA:2636:C:H2'	33:DA:2637:U:C6	2.48	0.47
40:CL:42:THR:HG23	40:CL:44:LYS:HE2	1.97	0.47
42:CN:40:ARG:HD3	42:CN:93:VAL:HG21	1.97	0.47
34:DE:58:LYS:HG3	34:DE:71:GLY:HA2	1.95	0.47
55:DI:126:LEU:HA	55:DI:129:LEU:HD12	1.96	0.47
1:AA:1496:C:H2'	1:AA:1497:G:O4'	2.14	0.47
8:AH:2:SER:HB2	8:AH:4:GLN:HE21	1.79	0.47
10:AJ:87:LEU:HA	10:AJ:90:LEU:HD12	1.95	0.47
31:CA:1405:U:H2'	31:CA:1406:U:C6	2.49	0.47
33:DA:1716:U:H2'	33:DA:1717:A:H8	1.78	0.47
35:DF:44:ILE:HG21	35:DF:79:ILE:HG22	1.95	0.47
55:DI:23:LEU:HD13	55:DI:89:PRO:HD3	1.97	0.47
3:AC:155:GLY:HA2	3:AC:163:ALA:HB1	1.95	0.47
10:BJ:52:LEU:HB2	14:BN:81:ARG:HD2	1.97	0.47
31:CA:1703:G:H2'	31:CA:1704:C:C6	2.50	0.47
23:C2:6:ARG:HG2	23:C2:24:THR:HB	1.97	0.47
3:BC:148:GLY:HA3	3:BC:172:ARG:O	2.15	0.47
21:BU:51:SER:HA	21:BU:54:LYS:HE3	1.97	0.47
31:CA:396:G:H1'	53:CY:29:PHE:HB3	1.97	0.47
33:DA:1754:A:C8	45:DQ:94:LYS:HE2	2.50	0.47
34:CE:108:ILE:HG22	41:CM:1:MET:SD	2.55	0.47
47:CS:38:VAL:HG22	47:CS:57:GLY:HA3	1.97	0.47

Continued on next page...

Continued from previous page...

Atom-1	Atom-2	Interatomic distance (Å)	Clash overlap (Å)
35:DF:104:ILE:HG23	35:DF:176:PRO:HD3	1.97	0.47
50:DV:51:ALA:O	50:DV:52:LEU:HB2	2.15	0.47
21:AU:4:ILE:HG13	21:AU:19:PHE:HA	1.97	0.46
22:D1:25:VAL:HG11	48:DT:38:TYR:HB2	1.97	0.46
31:CA:644:A:H2'	31:CA:645:C:O4'	2.15	0.46
32:DD:38:LYS:O	32:DD:46:ARG:HA	2.15	0.46
35:CF:8:TYR:HA	35:CF:12:VAL:HB	1.97	0.46
39:CK:35:ARG:HH21	39:CK:140:LEU:HD11	1.79	0.46
40:DL:15:GLY:HA2	40:DL:47:ILE:HG12	1.97	0.46
20:AT:39:ILE:HG23	20:AT:86:LEU:HD11	1.97	0.46
11:BK:25:ALA:HA	11:BK:30:THR:HG22	1.97	0.46
31:CA:139:U:H3	49:CU:2:ILE:HG21	1.80	0.46
33:DA:1794:A:H2'	33:DA:1795:C:H6	1.81	0.46
4:AD:58:LYS:HA	4:AD:200:ILE:HG12	1.97	0.46
1:BA:845:A:O5'	1:BA:845:A:H8	1.98	0.46
17:BQ:31:HIS:HE1	17:BQ:33:ILE:HD12	1.80	0.46
23:D2:6:ARG:HG2	23:D2:24:THR:HB	1.96	0.46
31:CA:320:A:H4'	31:CA:322:A:N7	2.29	0.46
31:CA:845:A:H61	31:CA:932:U:H3	1.63	0.46
32:DD:152:PRO:HB2	32:DD:154:LYS:HG2	1.97	0.46
33:DA:1190:G:H5''	41:DM:32:GLY:HA2	1.97	0.46
50:DV:14:LEU:HD11	50:DV:71:ALA:HB2	1.98	0.46
22:C1:8:PRO:HG2	31:CA:1264:A:H5'	1.97	0.46
27:C0:31:ARG:HD3	31:CA:1158:C:H5''	1.97	0.46
31:CA:2596:U:H2'	31:CA:2597:G:C8	2.51	0.46
36:DG:24:ILE:HD13	36:DG:72:LEU:HD21	1.97	0.46
31:CA:965:C:H5''	69:CA:3770:HOH:O	2.15	0.46
43:CO:103:ARG:HD3	43:CO:110:MET:SD	2.56	0.46
1:AA:202:G:H21	1:AA:466:A:H61	1.64	0.46
1:BA:1391:U:H2'	1:BA:1392:G:C8	2.51	0.46
5:BE:72:ILE:HG13	5:BE:73:ASN:N	2.30	0.46
14:BN:28:LYS:HA	14:BN:31:ILE:HG22	1.96	0.46
31:CA:751:A:H5'	48:CT:90:LYS:HA	1.98	0.46
33:DA:278:A:N3	33:DA:278:A:H2'	2.31	0.46
33:DA:1509:A:O2'	33:DA:1510:G:H8	1.99	0.46
33:DA:2849:U:H4'	33:DA:2868:A:C2	2.51	0.46
35:CF:104:ILE:HG23	35:CF:176:PRO:HD3	1.97	0.46
42:CN:71:LYS:HB3	42:CN:93:VAL:O	2.16	0.46
9:AI:55:VAL:HG22	9:AI:94:LEU:HD22	1.96	0.46
1:BA:390:U:H2'	1:BA:391:G:C8	2.50	0.46
21:BU:4:ILE:HG13	21:BU:19:PHE:HA	1.98	0.46

Continued on next page...

Continued from previous page...

Atom-1	Atom-2	Interatomic distance (Å)	Clash overlap (Å)
29:CC:88:SER:HB2	29:CC:158:ALA:HB2	1.96	0.46
30:CD:114:LYS:HD3	30:CD:196:ALA:HB2	1.97	0.46
31:CA:1838:C:N4	31:CA:1898:U:H2'	2.30	0.46
31:CA:2185:U:H2'	31:CA:2186:G:C8	2.51	0.46
31:CA:2642:G:H5'	39:CK:80:HIS:CG	2.51	0.46
49:CU:69:ARG:HB2	49:CU:74:ILE:HG22	1.97	0.46
40:DL:42:THR:HG23	40:DL:44:LYS:HE2	1.98	0.46
1:AA:108:G:H5'	1:AA:109:A:H5''	1.98	0.46
8:BH:2:SER:HB2	8:BH:4:GLN:HE21	1.81	0.46
10:BJ:26:VAL:HG21	10:BJ:39:PRO:HD3	1.97	0.46
33:DA:1532:A:H5''	33:DA:1532:A:H8	1.81	0.46
3:AC:33:LEU:HD21	14:AN:93:ILE:HG12	1.97	0.46
4:AD:177:LYS:HB3	4:AD:179:GLU:HG2	1.98	0.46
9:BI:116:VAL:HG21	10:BJ:62:ARG:HB2	1.98	0.46
31:CA:2025:C:H2'	31:CA:2026:U:C6	2.50	0.46
29:DC:17:VAL:HB	29:DC:204:VAL:HB	1.97	0.46
33:DA:2629:U:C5	59:DA:3193:PUT:H12	2.51	0.46
1:AA:505:G:H5'	1:AA:534:U:C2	2.51	0.46
1:AA:1141:C:HO2'	1:AA:1142:G:H8	1.64	0.46
2:AB:129:LEU:H	2:AB:129:LEU:HG	1.56	0.46
4:BD:48:LEU:HD21	4:BD:56:ARG:HG3	1.97	0.46
4:BD:177:LYS:HB3	4:BD:179:GLU:HG2	1.96	0.46
31:CA:278:A:N3	31:CA:278:A:H2'	2.31	0.46
33:DA:250:G:H2'	33:DA:251:A:C8	2.51	0.46
37:CH:27:ARG:HH12	37:CH:38:PRO:HG3	1.81	0.46
55:DI:44:ALA:HB1	55:DI:95:LEU:HD11	1.98	0.46
1:AA:562:U:H1'	12:AL:12:ARG:HD2	1.96	0.45
1:AA:1343:G:H2'	1:AA:1344:C:C6	2.51	0.45
4:BD:85:ASN:HA	5:BE:102:GLY:CA	2.35	0.45
31:CA:1380:G:H2'	31:CA:1381:G:H8	1.81	0.45
31:CA:2010:G:H5''	48:CT:42:LYS:HB2	1.98	0.45
35:DF:8:TYR:HA	35:DF:12:VAL:HB	1.97	0.45
47:DS:24:LYS:HD2	63:DS:201:PGE:H22	1.97	0.45
17:AQ:31:HIS:HE1	17:AQ:33:ILE:HD12	1.81	0.45
31:CA:1454:C:H1'	43:CO:60:VAL:HG13	1.97	0.45
31:CA:1794:A:H2'	31:CA:1795:C:H6	1.81	0.45
28:DB:49:C:H3'	69:DB:353:HOH:O	2.17	0.45
33:DA:1028:A:N6	33:DA:1125:G:H2'	2.31	0.45
40:CL:15:GLY:HA2	40:CL:47:ILE:HG12	1.97	0.45
49:DU:34:VAL:HG11	49:DU:43:ILE:HG12	1.99	0.45
1:BA:407:U:H2'	1:BA:408:A:C8	2.51	0.45

Continued on next page...

Continued from previous page...

Atom-1	Atom-2	Interatomic distance (Å)	Clash overlap (Å)
33:DA:388:G:N7	33:DA:390:U:H2'	2.31	0.45
33:DA:624:C:O2'	33:DA:657:U:H5''	2.16	0.45
33:DA:783:A:N3	33:DA:783:A:H2'	2.30	0.45
33:DA:811:U:H2'	41:DM:21:ARG:HA	1.97	0.45
33:DA:1756:G:H1'	69:DA:6693:HOH:O	2.16	0.45
33:DA:2751:G:H2'	69:DA:5074:HOH:O	2.15	0.45
55:DI:3:LEU:HD12	55:DI:56:ARG:CZ	2.46	0.45
1:AA:6:G:H22	5:AE:103:THR:CG2	2.30	0.45
5:AE:57:PRO:O	5:AE:60:ILE:HG13	2.16	0.45
1:BA:310:G:H5''	16:BP:31:ARG:HB2	1.97	0.45
1:BA:1012:A:H61	1:BA:1017:U:H3	1.64	0.45
31:CA:1357:C:H2'	31:CA:1358:G:O4'	2.15	0.45
37:CH:4:ILE:HD11	37:CH:44:ILE:HG22	1.99	0.45
39:CK:16:TYR:HE1	39:CK:138:GLN:HE21	1.63	0.45
2:AB:41:ILE:HD13	2:AB:202:GLY:HA2	1.98	0.45
1:BA:73:C:O2'	1:BA:74:A:H8	1.98	0.45
2:BB:41:ILE:HD13	2:BB:202:GLY:HA2	1.98	0.45
27:D0:9:GLN:HB2	27:D0:29:LEU:HD22	1.98	0.45
31:CA:309:A:H4'	50:CV:16:GLY:HA2	1.99	0.45
31:CA:2251:OMG:HM23	31:CA:2251:OMG:H1'	1.84	0.45
30:CD:26:VAL:HG21	45:CQ:5:ILE:HG12	1.99	0.45
31:CA:136:G:H1	31:CA:143:C:H42	1.65	0.45
31:CA:2842:G:H2'	31:CA:2843:G:O4'	2.16	0.45
28:DB:111:U:H2'	28:DB:112:G:H8	1.82	0.45
33:DA:2262:U:H2'	33:DA:2263:C:H6	1.81	0.45
1:AA:1012:A:H61	1:AA:1017:U:H3	1.64	0.45
9:AI:116:VAL:HG21	10:AJ:62:ARG:HB2	1.99	0.45
25:C4:60:ALA:O	41:CM:48:ARG:HD2	2.17	0.45
31:CA:1783:A:H5'	31:CA:2608:G:H4'	1.99	0.45
31:CA:2339:C:H2'	31:CA:2340:A:C8	2.52	0.45
33:DA:2313:C:H5''	35:DF:88:LYS:HD3	1.99	0.45
48:DT:84:ARG:HB2	48:DT:96:ILE:HB	1.99	0.45
1:BA:518:C:H2'	1:BA:530:G:C8	2.51	0.45
1:BA:1347:G:N2	1:BA:1373:G:H2'	2.32	0.45
2:BB:111:ILE:HD12	2:BB:152:LYS:HA	1.99	0.45
4:BD:58:LYS:HA	4:BD:200:ILE:HG12	1.97	0.45
7:BG:111:ARG:HB3	7:BG:119:ARG:HG2	1.99	0.45
33:DA:136:G:H1	33:DA:143:C:H42	1.65	0.45
1:AA:73:C:O2'	1:AA:74:A:H8	1.98	0.45
1:BA:649:A:H2'	1:BA:650:G:O4'	2.17	0.45
29:CC:162:VAL:HG22	29:CC:176:LEU:HA	1.99	0.45

Continued on next page...

Continued from previous page...

Atom-1	Atom-2	Interatomic distance (Å)	Clash overlap (Å)
31:CA:706:A:H2'	31:CA:707:G:O4'	2.17	0.45
31:CA:863:A:H2'	31:CA:864:G:C8	2.52	0.45
33:DA:833:A:H2'	33:DA:834:G:C8	2.52	0.45
33:DA:1141:U:H4'	33:DA:1142:A:O4'	2.17	0.45
44:DP:41:ALA:HB2	44:DP:48:LEU:HD21	1.99	0.45
1:AA:1347:G:N2	1:AA:1373:G:H2'	2.32	0.45
1:AA:1391:U:H2'	1:AA:1392:G:C8	2.52	0.45
7:AG:111:ARG:HB3	7:AG:119:ARG:HG2	1.99	0.45
5:BE:57:PRO:O	5:BE:60:ILE:HG13	2.17	0.45
22:D1:9:THR:CG2	33:DA:2020:A:H5'	2.46	0.45
29:CC:212:ARG:HD2	29:CC:216:VAL:O	2.17	0.45
31:CA:1788:C:H6	31:CA:1788:C:O5'	2.00	0.45
47:DS:26:ASP:HA	63:DS:201:PGE:H52	1.99	0.45
1:AA:523:A:H61	12:AL:89:D2T:CG	2.31	0.44
1:BA:350:G:H5''	20:BT:3:ASN:HD22	1.82	0.44
1:BA:505:G:H5'	1:BA:534:U:C2	2.51	0.44
1:BA:523:A:H61	12:BL:89:D2T:CG	2.30	0.44
5:BE:90:THR:HG22	5:BE:91:GLY:H	1.82	0.44
16:BP:20:VAL:HG13	16:BP:32:PHE:HB2	1.99	0.44
31:CA:822:G:O6	31:CA:943:A:H2	1.99	0.44
33:DA:2086:U:H2'	33:DA:2087:G:C8	2.52	0.44
42:CN:30:SER:H	42:CN:106:ASP:HB3	1.82	0.44
1:AA:619:U:C2	4:AD:132:ILE:HD11	2.52	0.44
1:BA:8:A:C6	4:BD:206:LYS:HB3	2.52	0.44
1:BA:774:G:H21	57:BA:1642:PG4:H62	1.82	0.44
31:CA:193:U:H5	69:CA:3405:HOH:O	2.01	0.44
31:CA:1121:C:H2'	31:CA:1122:G:O4'	2.17	0.44
31:CA:1532:A:H8	31:CA:1532:A:H5''	1.83	0.44
33:DA:1357:C:H2'	33:DA:1358:G:O4'	2.17	0.44
36:DG:52:PHE:CD1	36:DG:52:PHE:N	2.85	0.44
1:AA:212:G:H2'	1:AA:213:G:C8	2.52	0.44
1:AA:390:U:H2'	1:AA:391:G:C8	2.53	0.44
16:BP:5:ARG:HB3	69:BP:101:HOH:O	2.16	0.44
30:CD:62:LYS:HE2	31:CA:2810:A:H5''	1.99	0.44
31:CA:247:G:H4'	31:CA:386:G:C5	2.52	0.44
33:DA:2339:C:H2'	33:DA:2340:A:C8	2.52	0.44
33:DA:2502:G:H5''	33:DA:2503:2MA:H5''	1.99	0.44
44:CP:51:ALA:HB3	44:CP:78:VAL:HG13	2.00	0.44
1:AA:77:A:H2'	1:AA:78:A:C8	2.53	0.44
8:AH:105:SER:HB2	8:AH:126:ILE:HD11	1.99	0.44
18:AR:36:SER:HA	18:AR:72:ASP:HB3	1.98	0.44

Continued on next page...

Continued from previous page...

Atom-1	Atom-2	Interatomic distance (Å)	Clash overlap (Å)
6:BF:91:ARG:HD2	18:BR:61:ARG:HH22	1.83	0.44
29:CC:50:THR:O	31:CA:1805:A:H1'	2.18	0.44
31:CA:729:G:H2'	31:CA:1775:U:H1'	2.00	0.44
31:CA:1182:G:H2'	31:CA:1183:U:O4'	2.17	0.44
31:CA:1681:G:O2'	31:CA:1762:A:H2'	2.18	0.44
28:DB:28:C:P	44:DP:31:THR:HG21	2.57	0.44
29:DC:49:ILE:HD11	33:DA:779:U:H5''	1.99	0.44
33:DA:634:C:H2'	33:DA:635:C:C6	2.53	0.44
36:CG:24:ILE:HG21	36:CG:72:LEU:HD21	1.99	0.44
36:DG:145:ALA:HB1	36:DG:164:TYR:HE1	1.82	0.44
48:DT:20:VAL:HA	48:DT:23:LEU:HD12	1.98	0.44
1:AA:76:G:H1	1:AA:93:U:H3	1.64	0.44
1:AA:407:U:H2'	1:AA:408:A:C8	2.52	0.44
1:AA:649:A:H2'	1:AA:650:G:O4'	2.17	0.44
2:AB:111:ILE:HD12	2:AB:152:LYS:HA	1.99	0.44
3:AC:22:TRP:HB3	3:AC:59:ARG:H	1.82	0.44
11:AK:89:PRO:HA	11:AK:93:ARG:HD2	2.00	0.44
14:AN:83:LYS:HG3	69:AN:207:HOH:O	2.16	0.44
20:BT:69:LYS:H	20:BT:69:LYS:HG3	1.55	0.44
31:CA:281:C:H2'	31:CA:282:A:C8	2.53	0.44
31:CA:962:G:H4'	31:CA:2496:C:O2'	2.18	0.44
31:CA:2006:C:H2'	31:CA:2007:U:C6	2.52	0.44
31:CA:2544:G:H5'	31:CA:2645:G:C2	2.53	0.44
31:CA:2800:A:C2	31:CA:2895:G:H1'	2.52	0.44
29:DC:16:VAL:HG22	29:DC:206:GLY:HA3	2.00	0.44
29:DC:162:VAL:HG22	29:DC:176:LEU:HA	1.99	0.44
36:CG:145:ALA:HB1	36:CG:164:TYR:HE1	1.83	0.44
5:BE:105:ILE:H	5:BE:123:VAL:H	1.64	0.44
13:BM:6:GLY:O	13:BM:7:ILE:HG13	2.18	0.44
26:D5:36:ARG:HH22	33:DA:2539:C:H4'	1.83	0.44
30:CD:152:PRO:HB2	30:CD:154:LYS:HG2	1.99	0.44
31:CA:321:U:H5''	34:CE:131:THR:HG23	1.99	0.44
33:DA:1168:G:H2'	33:DA:1169:A:O4'	2.17	0.44
33:DA:2298:A:H61	33:DA:2318:G:H1'	1.83	0.44
48:CT:20:VAL:HA	48:CT:23:LEU:HD12	1.99	0.44
40:DL:70:ARG:HD3	40:DL:76:VAL:HG22	2.00	0.44
24:C3:16:HIS:CD2	31:CA:464:U:HO2'	2.35	0.44
1:BA:21:G:H2'	1:BA:22:G:C8	2.52	0.44
9:BI:55:VAL:HG22	9:BI:94:LEU:HD22	1.99	0.44
14:BN:53:ARG:HH21	19:BS:37:ARG:HH22	1.65	0.44
29:DC:212:ARG:HD2	29:DC:216:VAL:O	2.18	0.44

Continued on next page...

Continued from previous page...

Atom-1	Atom-2	Interatomic distance (Å)	Clash overlap (Å)
33:DA:722:A:H2'	33:DA:723:C:O4'	2.18	0.44
33:DA:1928:A:H2'	33:DA:1929:G:O4'	2.18	0.44
57:DA:3191:PG4:H12	52:DX:11:ARG:HG2	1.99	0.44
1:AA:518:C:H2'	1:AA:530:G:C8	2.52	0.44
1:AA:738:C:H5''	6:AF:68:GLN:HG2	2.00	0.44
7:AG:50:LEU:HD22	7:AG:124:LEU:HD13	1.99	0.44
10:AJ:46:LYS:HG2	10:AJ:68:ARG:HG2	1.99	0.44
1:BA:240:G:H4'	1:BA:240:G:OP1	2.17	0.44
1:BA:972:C:H4'	10:BJ:59:LYS:HG2	2.00	0.44
8:BH:105:SER:HB2	8:BH:126:ILE:HD11	2.00	0.44
11:BK:89:PRO:HA	11:BK:93:ARG:HD2	1.99	0.44
19:BS:33:THR:HG22	19:BS:35:SER:H	1.83	0.44
20:BT:5:LYS:HB3	20:BT:7:ALA:H	1.82	0.44
31:CA:225:C:H2'	31:CA:226:A:O4'	2.18	0.44
31:CA:2607:G:H2'	31:CA:2608:G:O4'	2.17	0.44
65:DA:3183:1PE:H121	48:DT:73:LYS:HZ3	1.82	0.44
36:CG:24:ILE:HD13	36:CG:72:LEU:HD21	1.99	0.44
42:DN:42:THR:HG22	42:DN:93:VAL:HG12	2.00	0.44
5:AE:90:THR:HG22	5:AE:91:GLY:H	1.83	0.44
8:AH:96:MET:HE3	8:AH:130:ALA:HB1	2.00	0.44
14:BN:31:ILE:HG23	14:BN:42:TRP:HZ2	1.83	0.44
61:D1:102:PEG:H12	33:DA:2008:C:H5''	1.99	0.44
31:CA:1326:U:H2'	31:CA:1327:A:H8	1.83	0.44
29:DC:78:VAL:HG21	29:DC:110:LEU:HD21	2.00	0.44
33:DA:74:A:H5''	33:DA:74:A:N3	2.33	0.44
3:BC:14:ILE:HG21	3:BC:178:LEU:HB3	2.00	0.43
28:CB:111:U:H2'	28:CB:112:G:H8	1.84	0.43
31:CA:2326:C:O2'	31:CA:2327:A:H8	2.02	0.43
37:DH:71:LYS:HB3	37:DH:108:VAL:HG22	2.00	0.43
45:DQ:106:LYS:HA	45:DQ:109:ARG:HD3	2.00	0.43
52:DX:23:VAL:HA	52:DX:38:VAL:HG23	1.99	0.43
1:AA:310:G:H5''	16:AP:31:ARG:HB2	1.99	0.43
3:AC:14:ILE:HG21	3:AC:178:LEU:HB3	2.00	0.43
11:BK:67:ALA:HB2	11:BK:96:THR:HG23	1.99	0.43
29:CC:48:ARG:HD3	31:CA:773:U:O2'	2.18	0.43
31:CA:1183:U:H2'	31:CA:1184:U:C6	2.53	0.43
31:CA:2298:A:H61	31:CA:2318:G:H1'	1.83	0.43
33:DA:142:A:H2'	33:DA:143:C:C6	2.52	0.43
33:DA:2741:A:H2'	33:DA:2742:G:O4'	2.18	0.43
1:BA:1001:C:H2'	1:BA:1002:G:H8	1.83	0.43
1:BA:1343:G:H2'	1:BA:1344:C:C6	2.52	0.43

Continued on next page...

Continued from previous page...

Atom-1	Atom-2	Interatomic distance (Å)	Clash overlap (Å)
31:CA:56:A:H61	31:CA:114:U:H3	1.66	0.43
31:CA:1434:A:H2'	31:CA:1435:G:C8	2.53	0.43
33:DA:281:C:H2'	33:DA:282:A:C8	2.53	0.43
33:DA:909:A:O2'	33:DA:910:A:H5'	2.18	0.43
11:AK:67:ALA:HB2	11:AK:96:THR:HG23	1.99	0.43
30:CD:38:LYS:O	30:CD:46:ARG:HA	2.18	0.43
31:CA:373:U:H2'	31:CA:374:A:C8	2.53	0.43
33:DA:571:U:H3'	47:DS:80:ARG:NH2	2.33	0.43
1:BA:619:U:H3	4:BD:131:ASN:HB3	1.83	0.43
3:BC:40:ARG:HG2	3:BC:55:ILE:HG21	2.01	0.43
3:BC:153:VAL:HG12	3:BC:198:VAL:HG22	2.00	0.43
31:CA:785:G:O2'	31:CA:1779:U:H5''	2.18	0.43
33:DA:1604:C:H5'	69:DA:5598:HOH:O	2.19	0.43
33:DA:1975:G:H21	63:DA:3222:PGE:C2	2.31	0.43
44:DP:102:ARG:HD2	69:DP:317:HOH:O	2.17	0.43
1:BA:108:G:H5'	1:BA:109:A:H5''	2.00	0.43
1:BA:1108:G:H5''	3:BC:176:HIS:CE1	2.54	0.43
10:BJ:46:LYS:HG2	10:BJ:68:ARG:HG2	1.99	0.43
24:D3:2:LYS:HE2	33:DA:687:C:H5''	1.99	0.43
31:CA:142:A:H2'	31:CA:143:C:C6	2.52	0.43
31:CA:787:C:H5''	31:CA:788:A:H5'	2.01	0.43
33:DA:191:A:H2'	33:DA:192:C:C6	2.54	0.43
33:DA:2028:U:H2'	33:DA:2029:G:O4'	2.19	0.43
33:DA:2255:G:H21	68:DA:3217:TRS:H12	1.84	0.43
36:DG:24:ILE:HG21	36:DG:72:LEU:HD21	1.98	0.43
44:DP:51:ALA:HB3	44:DP:78:VAL:HG13	2.00	0.43
55:DI:57:ASN:HD22	55:DI:76:PHE:C	2.22	0.43
1:BA:59:A:H5''	1:BA:387:U:H5''	1.99	0.43
2:BB:129:LEU:H	2:BB:129:LEU:HG	1.56	0.43
11:BK:101:ASN:HD22	11:BK:107:ILE:HG12	1.83	0.43
22:D1:48:TYR:CE1	22:D1:53:LYS:HD3	2.54	0.43
31:CA:95:A:H4'	54:CZ:38:GLN:O	2.19	0.43
31:CA:190:A:H2'	31:CA:191:A:O4'	2.18	0.43
31:CA:1509:A:O2'	31:CA:1510:G:H8	2.00	0.43
31:CA:2043:C:C6	31:CA:2043:C:H5''	2.54	0.43
33:DA:2097:A:H8	33:DA:2097:A:H5''	1.84	0.43
33:DA:2547:A:H2'	33:DA:2548:U:C6	2.53	0.43
40:CL:35:VAL:HB	40:CL:36:GLY:H	1.65	0.43
46:CR:58:ARG:HH11	46:CR:62:ILE:HD11	1.82	0.43
48:CT:36:LEU:HD13	48:CT:48:LYS:HA	2.00	0.43
49:CU:34:VAL:HG11	49:CU:43:ILE:HG12	2.00	0.43

Continued on next page...

Continued from previous page...

Atom-1	Atom-2	Interatomic distance (Å)	Clash overlap (Å)
51:CW:51:GLN:HG2	51:CW:86:LEU:HD11	2.00	0.43
43:DO:44:LEU:HD23	43:DO:113:ILE:HD13	1.99	0.43
1:AA:923:A:OP1	5:AE:26:LYS:HG2	2.18	0.43
12:AL:102:LEU:HB3	12:AL:103:ASP:H	1.65	0.43
21:AU:28:VAL:O	21:AU:32:VAL:HG23	2.18	0.43
5:BE:134:ILE:H	5:BE:134:ILE:HG13	1.68	0.43
12:BL:80:ILE:HD12	12:BL:97:THR:HG22	2.00	0.43
22:D1:22:LEU:HD23	61:D1:102:PEG:H31	2.01	0.43
31:CA:593:U:H2'	31:CA:594:U:C6	2.54	0.43
31:CA:1188:U:H2'	31:CA:1189:A:H8	1.84	0.43
31:CA:1248:G:O2'	46:CR:3:ARG:HA	2.18	0.43
31:CA:1354:A:H2'	31:CA:1355:G:O4'	2.18	0.43
33:DA:1881:C:H2'	33:DA:1882:U:O4'	2.19	0.43
39:CK:35:ARG:HE	39:CK:140:LEU:HD21	1.83	0.43
38:DJ:11:LEU:HD22	38:DJ:24:VAL:HG23	2.01	0.43
1:AA:1001:C:H2'	1:AA:1002:G:H8	1.84	0.43
1:AA:1416:G:H5''	69:AA:2080:HOH:O	2.18	0.43
4:AD:48:LEU:HD21	4:AD:56:ARG:HG3	2.00	0.43
1:BA:923:A:OP1	5:BE:26:LYS:HG2	2.19	0.43
31:CA:532:A:N3	31:CA:532:A:H2'	2.34	0.43
31:CA:588:U:H2'	31:CA:589:U:C6	2.53	0.43
31:CA:976:G:H2'	31:CA:977:G:H8	1.84	0.43
28:DB:77:U:H4'	69:DW:110:HOH:O	2.19	0.43
33:DA:735:A:H5''	69:DA:3598:HOH:O	2.19	0.43
33:DA:804:A:H2'	33:DA:806:C:C4	2.54	0.43
33:DA:1831:G:H1'	63:DA:3222:PGE:H22	2.01	0.43
33:DA:2869:G:H2'	33:DA:2870:C:O4'	2.19	0.43
41:CM:77:ILE:CD1	41:CM:108:ALA:HB1	2.39	0.43
51:DW:51:GLN:HG2	51:DW:86:LEU:HD11	2.01	0.43
54:DZ:56:LEU:HA	54:DZ:59:GLU:HG2	2.01	0.43
1:BA:77:A:H2'	1:BA:78:A:C8	2.54	0.43
31:CA:357:C:H2'	31:CA:358:U:C6	2.54	0.43
31:CA:1716:U:H2'	31:CA:1717:A:C8	2.54	0.43
33:DA:819:A:C4	33:DA:1189:A:C2	3.07	0.43
33:DA:1394:U:H4'	33:DA:1603:A:H4'	2.01	0.43
37:DH:41:LYS:HA	37:DH:44:ILE:HG12	2.00	0.43
39:DK:7:LYS:O	39:DK:11:VAL:HG23	2.18	0.43
55:DI:67:THR:CG2	55:DI:68:PRO:HA	2.48	0.43
1:AA:1137:C:H1'	1:AA:1138:G:N2	2.34	0.42
7:AG:59:LEU:H	7:AG:59:LEU:HG	1.65	0.42
14:AN:53:ARG:HH21	19:AS:37:ARG:HH22	1.66	0.42

Continued on next page...

Continued from previous page...

Atom-1	Atom-2	Interatomic distance (Å)	Clash overlap (Å)
1:BA:1137:C:H1'	1:BA:1138:G:N2	2.34	0.42
2:BB:100:MET:HA	2:BB:107:VAL:HG21	2.01	0.42
5:BE:47:GLY:HA3	5:BE:71:MET:HG2	2.01	0.42
29:CC:107:PRO:HD2	29:CC:110:LEU:HD22	2.01	0.42
31:CA:2822:G:H2'	31:CA:2823:A:H5''	2.00	0.42
37:CH:41:LYS:HA	37:CH:44:ILE:HG12	2.00	0.42
37:CH:71:LYS:HB3	37:CH:108:VAL:HG22	2.00	0.42
41:CM:19:LEU:HD23	41:CM:31:GLY:O	2.19	0.42
47:CS:59:ILE:HG12	47:CS:101:ILE:HD13	2.01	0.42
13:BM:11:ASP:HA	13:BM:45:ILE:HD13	2.00	0.42
33:DA:419:U:H2'	33:DA:420:C:C6	2.53	0.42
33:DA:588:U:H2'	33:DA:589:U:C6	2.54	0.42
33:DA:1171:G:H1'	33:DA:1179:G:H22	1.83	0.42
54:CZ:56:LEU:HA	54:CZ:59:GLU:HG2	2.01	0.42
1:AA:246:A:N3	1:AA:247:G:H1'	2.33	0.42
5:AE:47:GLY:HA3	5:AE:71:MET:HG2	2.01	0.42
7:AG:132:GLY:H	7:AG:135:VAL:HG22	1.84	0.42
10:BJ:65:TYR:HB2	14:BN:96:LEU:HD11	2.02	0.42
33:DA:1680:U:H2'	33:DA:1681:G:O4'	2.19	0.42
33:DA:1746:A:H2'	33:DA:1747:U:C6	2.54	0.42
41:CM:77:ILE:HD12	41:CM:109:LYS:O	2.18	0.42
38:DJ:56:PRO:HD3	38:DJ:74:PRO:HA	2.01	0.42
47:DS:59:ILE:HG12	47:DS:101:ILE:HD13	2.01	0.42
49:DU:11:LEU:HD12	49:DU:50:LEU:HD12	2.01	0.42
55:DI:132:TYR:N	55:DI:133:GLU:HB2	2.33	0.42
19:AS:29:LYS:HB3	19:AS:30:PRO:HD2	2.02	0.42
1:BA:629:A:H2'	1:BA:630:A:O4'	2.19	0.42
1:BA:1305:G:HO2'	1:BA:1306:A:H8	1.63	0.42
7:BG:130:ASN:HA	7:BG:135:VAL:HG11	2.01	0.42
9:BI:19:VAL:HG11	9:BI:83:ILE:HA	2.01	0.42
29:CC:210:ALA:HA	29:CC:213:TRP:CE2	2.55	0.42
30:CD:13:ARG:NH1	31:CA:2683:C:H4'	2.35	0.42
31:CA:586:A:H5'	34:CE:84:THR:HG21	2.00	0.42
31:CA:1131:G:OP1	39:CK:82:GLY:HA2	2.19	0.42
31:CA:1454:C:H5'	43:CO:63:ARG:HH21	1.85	0.42
69:DB:321:HOH:O	44:DP:103:VAL:HG23	2.19	0.42
45:CQ:106:LYS:HA	45:CQ:109:ARG:HD3	2.01	0.42
53:DY:59:ILE:HG12	53:DY:67:VAL:HG21	2.01	0.42
1:AA:528:C:H5''	1:AA:528:C:H6	1.84	0.42
8:AH:18:GLN:HG2	8:AH:63:LEU:HD21	2.01	0.42
1:BA:524:G:H2'	1:BA:525:C:C6	2.54	0.42

Continued on next page...

Continued from previous page...

Atom-1	Atom-2	Interatomic distance (Å)	Clash overlap (Å)
5:BE:81:LEU:HB3	5:BE:147:MET:SD	2.59	0.42
7:BG:132:GLY:H	7:BG:135:VAL:HG22	1.84	0.42
12:BL:65:SER:HB2	12:BL:82:ILE:HD11	2.01	0.42
31:CA:128:C:H2'	31:CA:129:C:C6	2.55	0.42
31:CA:1881:C:H2'	31:CA:1882:U:O4'	2.20	0.42
32:DD:13:ARG:NH1	33:DA:2683:C:H4'	2.35	0.42
32:DD:121:THR:HB	32:DD:127:PHE:CD2	2.55	0.42
33:DA:1381:G:H1'	33:DA:1571:A:N1	2.35	0.42
33:DA:1716:U:H2'	33:DA:1717:A:C8	2.55	0.42
33:DA:2215:C:H2'	33:DA:2216:G:C8	2.54	0.42
47:CS:78:ARG:HB2	47:CS:83:TYR:HD1	1.85	0.42
42:DN:30:SER:H	42:DN:106:ASP:HB3	1.84	0.42
1:BA:728:A:H2'	1:BA:729:A:C8	2.54	0.42
1:BA:1313:U:OP2	19:BS:6:LYS:HB3	2.19	0.42
27:D0:45:ARG:HH12	27:D0:59:GLU:CD	2.22	0.42
31:CA:2271:G:H2'	31:CA:2272:U:C6	2.55	0.42
29:DC:227:PRO:HA	29:DC:233:GLY:HA2	2.01	0.42
32:DD:133:THR:HG21	33:DA:1676:A:H1'	2.02	0.42
33:DA:1938:A:H2'	69:DA:7933:HOH:O	2.19	0.42
33:DA:2577:A:H5''	33:DA:2578:G:H5'	2.00	0.42
62:DA:3206:EDO:H22	57:DR:203:PG4:H21	2.02	0.42
40:CL:35:VAL:CG1	40:CL:106:GLU:HG2	2.49	0.42
35:DF:14:LYS:O	35:DF:18:THR:HG22	2.19	0.42
1:AA:1182:G:H5'	1:AA:1184:G:H5'	2.02	0.42
3:AC:153:VAL:HG12	3:AC:198:VAL:HG22	2.00	0.42
1:BA:1530:G:H2'	1:BA:1531:A:C8	2.55	0.42
13:BM:86:TYR:CZ	13:BM:90:ARG:HD2	2.54	0.42
29:CC:78:VAL:HG21	29:CC:110:LEU:HD21	2.00	0.42
31:CA:1101:U:H2'	31:CA:1102:C:H6	1.85	0.42
31:CA:1434:A:H2'	31:CA:1435:G:H8	1.84	0.42
31:CA:2377:A:H2'	31:CA:2378:A:C8	2.55	0.42
29:DC:219:THR:O	33:DA:1789:A:H5''	2.20	0.42
33:DA:1425:G:H2'	33:DA:1426:G:O4'	2.20	0.42
38:CJ:11:LEU:HD22	38:CJ:24:VAL:HG23	2.02	0.42
50:CV:14:LEU:HD11	50:CV:71:ALA:HB2	2.01	0.42
34:DE:21:ARG:HD2	69:DE:417:HOH:O	2.18	0.42
1:AA:300:A:H2'	1:AA:301:G:O4'	2.20	0.42
4:BD:170:TRP:CD2	4:BD:186:PRO:HB3	2.54	0.42
5:BE:24:THR:HA	5:BE:29:ARG:HA	2.02	0.42
31:CA:686:U:H6	31:CA:788:A:N1	2.17	0.42
31:CA:722:A:H2'	31:CA:723:C:O4'	2.19	0.42

Continued on next page...

Continued from previous page...

Atom-1	Atom-2	Interatomic distance (Å)	Clash overlap (Å)
33:DA:832:U:H2'	33:DA:833:A:C8	2.55	0.42
53:CY:59:ILE:HG12	53:CY:67:VAL:HG21	2.02	0.42
40:DL:113:MET:CE	40:DL:116:ILE:HD11	2.49	0.42
20:AT:44:LYS:H	20:AT:44:LYS:HG3	1.53	0.42
21:BU:28:VAL:O	21:BU:32:VAL:HG23	2.20	0.42
29:CC:174:LEU:HD21	29:CC:184:VAL:HB	2.02	0.42
31:CA:2345:G:N3	31:CA:2381:A:H2'	2.35	0.42
33:DA:118:A:C8	33:DA:119:A:C8	3.07	0.42
33:DA:514:A:H5'	46:DR:11:ARG:NH1	2.34	0.42
33:DA:593:U:H2'	33:DA:594:U:C6	2.55	0.42
69:DA:5611:HOH:O	34:DE:42:GLY:HA2	2.19	0.42
38:CJ:56:PRO:HD3	38:CJ:74:PRO:HA	2.01	0.42
1:AA:312:C:H2'	1:AA:313:A:C8	2.55	0.42
1:AA:1239:A:H62	1:AA:1299:A:H62	1.68	0.42
9:AI:19:VAL:HG11	9:AI:83:ILE:HA	2.02	0.42
14:AN:46:LEU:HA	14:AN:49:GLN:HE21	1.85	0.42
1:BA:300:A:H2'	1:BA:301:G:O4'	2.20	0.42
1:BA:1239:A:H62	1:BA:1299:A:H62	1.67	0.42
16:BP:40:ASN:O	16:BP:43:ALA:HB2	2.20	0.42
19:BS:29:LYS:HB3	19:BS:30:PRO:HD2	2.02	0.42
31:CA:825:A:H2'	31:CA:826:U:O4'	2.20	0.42
31:CA:1974:C:H2'	31:CA:1975:G:H8	1.85	0.42
33:DA:492:A:H2'	33:DA:493:G:O4'	2.20	0.42
33:DA:1101:U:H2'	33:DA:1102:C:H6	1.84	0.42
33:DA:1442:U:H2'	33:DA:1443:U:C6	2.54	0.42
33:DA:2678:C:H2'	33:DA:2679:A:O4'	2.19	0.42
43:CO:33:ILE:HB	43:CO:118:ARG:HD2	2.02	0.42
1:AA:1530:G:H2'	1:AA:1531:A:C8	2.55	0.41
2:AB:100:MET:HA	2:AB:107:VAL:HG21	2.01	0.41
7:AG:130:ASN:HA	7:AG:135:VAL:HG11	2.01	0.41
14:BN:31:ILE:HG23	14:BN:42:TRP:CZ2	2.54	0.41
29:CC:227:PRO:HA	29:CC:233:GLY:HA2	2.02	0.41
30:CD:4:LEU:HD13	30:CD:29:VAL:HG11	2.02	0.41
31:CA:35:G:H2'	31:CA:36:G:O4'	2.19	0.41
31:CA:586:A:H1'	31:CA:672:C:H1'	2.02	0.41
31:CA:2101:A:H2'	31:CA:2102:G:H8	1.84	0.41
31:CA:2298:A:C2	31:CA:2321:U:N3	2.87	0.41
31:CA:2502:G:H5''	31:CA:2503:2MA:H5''	2.02	0.41
33:DA:2123:G:H1	33:DA:2175:C:H42	1.68	0.41
33:DA:2193:G:H2'	33:DA:2194:U:C6	2.55	0.41
35:CF:31:VAL:CG1	35:CF:97:TRP:CH2	3.03	0.41

Continued on next page...

Continued from previous page...

Atom-1	Atom-2	Interatomic distance (Å)	Clash overlap (Å)
34:DE:126:VAL:HA	58:DE:301:MPD:H13	2.01	0.41
42:DN:33:LEU:HD13	42:DN:117:PHE:HB3	2.02	0.41
48:DT:36:LEU:HD13	48:DT:48:LYS:HA	2.00	0.41
1:AA:8:A:C6	4:AD:206:LYS:HB3	2.55	0.41
1:AA:728:A:H2'	1:AA:729:A:C8	2.56	0.41
13:AM:86:TYR:CZ	13:AM:90:ARG:HD2	2.54	0.41
1:BA:227:G:H2'	1:BA:228:A:O4'	2.20	0.41
1:BA:677:U:H3	1:BA:713:G:H22	1.68	0.41
5:BE:23:LYS:HB3	5:BE:30:ILE:HG23	2.02	0.41
20:BT:67:ILE:O	20:BT:68:HIS:HB2	2.19	0.41
31:CA:514:A:H4'	46:CR:11:ARG:HH12	1.85	0.41
31:CA:1310:G:H2'	31:CA:1311:G:O4'	2.21	0.41
31:CA:1442:U:H2'	31:CA:1443:U:C6	2.55	0.41
35:CF:138:PHE:HE1	35:CF:152:LEU:HD21	1.85	0.41
1:AA:620:C:H2'	1:AA:621:A:O4'	2.20	0.41
4:AD:170:TRP:CD2	4:AD:186:PRO:HB3	2.54	0.41
11:AK:34:ILE:HB	11:AK:74:VAL:HG11	2.02	0.41
31:CA:737:C:H2'	31:CA:738:G:O4'	2.20	0.41
33:DA:357:C:H2'	33:DA:358:U:C6	2.55	0.41
33:DA:1590:A:H2'	33:DA:1591:A:C8	2.55	0.41
41:CM:28:GLY:O	41:CM:29:LYS:C	2.58	0.41
53:CY:37:ARG:HG2	53:CY:48:THR:HG22	2.01	0.41
55:DI:94:ARG:HG2	55:DI:127:ALA:HA	2.02	0.41
1:AA:1216:A:H5''	14:AN:5:SER:HB3	2.03	0.41
1:BA:522:C:H41	12:BL:50:ARG:NH2	2.18	0.41
1:BA:1417:G:C6	1:BA:1482:G:C6	3.08	0.41
29:CC:245:VAL:HG12	29:CC:251:GLN:HA	2.02	0.41
30:CD:106:LYS:HD3	30:CD:174:SER:HB3	2.01	0.41
31:CA:1196:C:H1'	31:CA:1226:A:C4	2.55	0.41
31:CA:1274:A:N3	31:CA:1297:C:H1'	2.35	0.41
31:CA:1808:A:N1	53:CY:28:ARG:HD2	2.36	0.41
31:CA:1957:C:H5'	31:CA:1984:G:O2'	2.21	0.41
31:CA:2304:G:H22	31:CA:2312:U:H3	1.68	0.41
33:DA:1011:G:OP1	46:DR:75:SER:HB2	2.20	0.41
33:DA:2026:U:H2'	33:DA:2027:G:O4'	2.20	0.41
33:DA:2101:A:H2'	33:DA:2102:G:H8	1.86	0.41
38:CJ:24:VAL:HG22	38:CJ:28:LEU:HD22	2.03	0.41
39:CK:7:LYS:O	39:CK:11:VAL:HG23	2.21	0.41
41:CM:28:GLY:O	41:CM:29:LYS:O	2.39	0.41
35:DF:5:HIS:HD1	35:DF:97:TRP:HE1	1.66	0.41
48:DT:29:VAL:HB	48:DT:55:ILE:HD11	2.02	0.41

Continued on next page...

Continued from previous page...

Atom-1	Atom-2	Interatomic distance (Å)	Clash overlap (Å)
1:AA:413:G:H5''	1:AA:414:A:H5'	2.01	0.41
10:AJ:65:TYR:HB2	14:AN:96:LEU:HD11	2.01	0.41
11:AK:101:ASN:HD22	11:AK:107:ILE:HG12	1.84	0.41
8:BH:87:LYS:HB2	8:BH:125:ILE:CD1	2.45	0.41
13:BM:4:ILE:HA	13:BM:57:ARG:HG2	2.03	0.41
31:CA:188:G:H1	31:CA:208:C:H42	1.68	0.41
31:CA:582:A:H2'	31:CA:583:G:C8	2.55	0.41
31:CA:1835:2MG:HM23	31:CA:1836:C:H1'	2.02	0.41
29:DC:245:VAL:HG12	29:DC:251:GLN:HA	2.03	0.41
33:DA:1482:G:H1'	33:DA:1509:A:H61	1.85	0.41
33:DA:2428:G:H22	41:DM:60:ARG:NH2	2.15	0.41
33:DA:2633:G:H2'	33:DA:2634:A:O4'	2.21	0.41
43:DO:51:LEU:HD22	43:DO:51:LEU:HA	1.94	0.41
55:DI:50:VAL:HG13	55:DI:85:VAL:HG22	2.02	0.41
1:AA:910:C:O5'	1:AA:910:C:H6	2.04	0.41
5:AE:76:LEU:HD11	5:AE:120:VAL:HG22	2.03	0.41
25:D4:54:ASP:HB3	41:DM:57:LEU:HD22	2.02	0.41
31:CA:460:A:H2'	31:CA:461:C:O4'	2.20	0.41
31:CA:1587:G:H2'	31:CA:1588:G:H8	1.86	0.41
31:CA:1785:A:H2'	31:CA:1787:A:N7	2.35	0.41
31:CA:2114:A:N6	31:CA:2119:A:H62	2.18	0.41
41:CM:79:LEU:HD11	41:CM:112:LEU:HD12	2.01	0.41
37:DH:104:THR:HG22	37:DH:109:GLU:HA	2.02	0.41
1:AA:268:U:H2'	1:AA:269:C:C6	2.56	0.41
7:AG:57:SER:HB3	7:AG:60:GLU:HB2	2.03	0.41
1:BA:1053:G:N7	1:BA:1200:C:H5''	2.36	0.41
1:BA:1216:A:H5''	14:BN:5:SER:HB3	2.03	0.41
9:BI:36:GLU:HA	9:BI:45:ARG:HE	1.85	0.41
20:BT:24:ARG:O	20:BT:27:MET:HG3	2.20	0.41
22:D1:54:VAL:HG23	22:D1:55:ILE:HG12	2.03	0.41
31:CA:453:A:H4'	31:CA:472:A:H62	1.85	0.41
31:CA:1590:A:H2'	31:CA:1591:A:C8	2.56	0.41
31:CA:2688:G:H1'	31:CA:2721:A:H61	1.85	0.41
29:DC:50:THR:O	33:DA:1805:A:H1'	2.21	0.41
33:DA:118:A:N3	33:DA:178:G:H1'	2.36	0.41
43:CO:53:THR:HA	43:CO:56:LYS:HD2	2.01	0.41
1:AA:438:U:H5'	4:AD:120:HIS:HB3	2.03	0.41
1:AA:604:G:H2'	1:AA:605:U:O4'	2.21	0.41
1:AA:1338:G:H2'	1:AA:1339:A:C8	2.56	0.41
1:BA:23:C:H5	1:BA:561:U:O4	2.04	0.41
1:BA:429:U:H1'	1:BA:430:A:H5''	2.03	0.41

Continued on next page...

Continued from previous page...

Atom-1	Atom-2	Interatomic distance (Å)	Clash overlap (Å)
31:CA:754:U:H2'	31:CA:755:U:C6	2.56	0.41
33:DA:225:C:H2'	33:DA:226:A:O4'	2.20	0.41
33:DA:1172:C:C5	33:DA:1173:U:H1'	2.56	0.41
44:CP:28:VAL:HG11	44:CP:103:VAL:HG13	2.03	0.41
42:DN:63:ILE:HG12	42:DN:105:MET:HG3	2.03	0.41
51:DW:12:GLN:HB3	69:DW:126:HOH:O	2.20	0.41
1:AA:721:G:H4'	1:AA:722:G:O4'	2.20	0.41
7:AG:22:LEU:HD12	7:AG:62:PHE:HE2	1.86	0.41
17:AQ:15:ASP:HA	17:AQ:21:ILE:HG22	2.03	0.41
22:C1:6:ASN:ND2	31:CA:2020:A:H62	2.18	0.41
1:BA:374:A:H5''	1:BA:452:A:N1	2.36	0.41
1:BA:438:U:H5'	4:BD:120:HIS:HB3	2.02	0.41
1:BA:978:A:O2'	1:BA:1322:C:H5	2.04	0.41
2:BB:39:HIS:HB2	2:BB:189:THR:HG21	2.03	0.41
31:CA:600:G:H2'	31:CA:601:C:O4'	2.20	0.41
31:CA:1998:A:O3'	31:CA:2724:U:H4'	2.20	0.41
31:CA:2182:U:H2'	31:CA:2183:A:C8	2.56	0.41
31:CA:2798:U:H4'	31:CA:2799:A:H5'	2.02	0.41
29:DC:107:PRO:HD2	29:DC:110:LEU:HD22	2.03	0.41
32:DD:56:LYS:O	32:DD:60:VAL:HG23	2.20	0.41
33:DA:128:C:H2'	33:DA:129:C:C6	2.55	0.41
34:CE:108:ILE:HG21	34:CE:181:ILE:HD11	2.02	0.41
34:CE:117:ARG:HA	34:CE:185:LYS:HD3	2.03	0.41
49:CU:11:LEU:HD12	49:CU:50:LEU:HD12	2.03	0.41
43:DO:33:ILE:HB	43:DO:118:ARG:HD2	2.02	0.41
43:DO:53:THR:HA	43:DO:56:LYS:HD2	2.03	0.41
10:AJ:26:VAL:HG21	10:AJ:39:PRO:HD3	2.01	0.41
11:AK:34:ILE:HG21	11:AK:74:VAL:HG21	2.02	0.41
1:BA:502:A:H2'	1:BA:503:C:O4'	2.21	0.41
1:BA:580:C:H2'	1:BA:581:G:O4'	2.21	0.41
2:BB:130:THR:H	2:BB:133:GLU:HB2	1.85	0.41
19:BS:32:ARG:HA	19:BS:50:ALA:HB3	2.03	0.41
33:DA:1957:C:H5'	33:DA:1984:G:O2'	2.21	0.41
33:DA:2182:U:H2'	33:DA:2183:A:C8	2.56	0.41
9:AI:36:GLU:HA	9:AI:45:ARG:HE	1.86	0.40
1:BA:1356:G:H2'	1:BA:1357:A:C8	2.55	0.40
4:BD:91:LEU:HD21	4:BD:195:ILE:HG21	2.03	0.40
31:CA:2819:G:H2'	31:CA:2821:A:N7	2.36	0.40
29:DC:160:THR:HG21	33:DA:1819:A:H5''	2.03	0.40
33:DA:600:G:H2'	33:DA:601:C:O4'	2.20	0.40
33:DA:754:U:H2'	33:DA:755:U:C6	2.57	0.40

Continued on next page...

Continued from previous page...

Atom-1	Atom-2	Interatomic distance (Å)	Clash overlap (Å)
33:DA:839:U:H1'	33:DA:1191:G:H1'	2.02	0.40
43:CO:44:LEU:HD23	43:CO:113:ILE:HD13	2.02	0.40
1:AA:59:A:H5''	1:AA:387:U:H5''	2.03	0.40
1:AA:81:A:H2	1:AA:88:U:H3	1.69	0.40
3:AC:7:PRO:HD2	3:AC:184:TYR:CD1	2.56	0.40
6:AF:74:LEU:O	6:AF:77:THR:HG22	2.21	0.40
1:BA:868:C:H2'	1:BA:869:G:O4'	2.21	0.40
17:BQ:12:VAL:HG12	17:BQ:55:ILE:HA	2.04	0.40
31:CA:545:U:H2'	31:CA:546:U:O3'	2.20	0.40
31:CA:1556:C:H2'	31:CA:1557:C:C6	2.56	0.40
31:CA:1810:A:H2'	31:CA:1811:G:O4'	2.20	0.40
31:CA:2193:G:H2'	31:CA:2194:U:C6	2.56	0.40
33:DA:414:C:H2'	33:DA:415:A:C8	2.56	0.40
33:DA:1169:A:H2'	33:DA:1170:C:O4'	2.22	0.40
33:DA:2544:G:H2'	33:DA:2545:G:O4'	2.20	0.40
48:CT:66:ILE:HA	48:CT:69:LEU:HD22	2.04	0.40
37:DH:4:ILE:HD11	37:DH:44:ILE:HG22	2.03	0.40
42:DN:57:VAL:HA	42:DN:112:LEU:HD21	2.03	0.40
48:DT:17:VAL:HB	48:DT:76:VAL:HG11	2.03	0.40
1:AA:502:A:H2'	1:AA:503:C:O4'	2.21	0.40
1:AA:1356:G:H2'	1:AA:1357:A:C8	2.56	0.40
3:AC:47:LEU:HD22	3:AC:76:VAL:HG22	2.04	0.40
10:BJ:6:ILE:HD11	10:BJ:79:PRO:HB3	2.02	0.40
13:BM:90:ARG:HD3	13:BM:97:VAL:HA	2.03	0.40
25:D4:33:LEU:HD23	25:D4:36:LYS:HD2	2.03	0.40
31:CA:796:C:H2'	31:CA:797:G:H8	1.86	0.40
31:CA:1430:G:H2'	31:CA:1431:A:O4'	2.21	0.40
33:DA:742:A:H2'	33:DA:743:A:C8	2.57	0.40
33:DA:2377:A:H2'	33:DA:2378:A:C8	2.56	0.40
41:CM:132:ARG:HG3	41:CM:142:ILE:HD13	2.04	0.40
48:CT:17:VAL:HB	48:CT:76:VAL:HG11	2.03	0.40
37:DH:50:ARG:HD3	37:DH:53:GLU:HG2	2.03	0.40
1:AA:621:A:H2'	1:AA:622:A:O4'	2.21	0.40
1:AA:957:U:O2	1:AA:959:A:H8	2.05	0.40
5:AE:16:ILE:HD13	5:AE:137:VAL:HG11	2.03	0.40
11:AK:16:VAL:HG23	11:AK:79:ILE:HG13	2.02	0.40
24:C3:1:MET:HG2	31:CA:753:A:OP1	2.21	0.40
1:BA:1126:U:O2	1:BA:1280:A:H5'	2.22	0.40
1:BA:1289:A:H3'	1:BA:1290:G:H8	1.86	0.40
15:BO:29:VAL:HG13	15:BO:63:ARG:HG3	2.04	0.40
29:CC:158:ALA:HB3	31:CA:1820:U:O2'	2.21	0.40

Continued on next page...

Continued from previous page...

Atom-1	Atom-2	Interatomic distance (Å)	Clash overlap (Å)
31:CA:29:U:H2'	31:CA:30:G:C8	2.56	0.40
31:CA:942:G:H4'	31:CA:1190:G:H5'	2.02	0.40
1:AA:629:A:H2'	1:AA:630:A:O4'	2.22	0.40
1:AA:892:A:O2'	1:AA:1415:G:H4'	2.21	0.40
19:AS:32:ARG:HA	19:AS:50:ALA:HB3	2.02	0.40
31:CA:516:C:H1'	31:CA:1261:C:O2'	2.21	0.40
31:CA:634:C:H2'	31:CA:635:C:H6	1.86	0.40
31:CA:824:U:H3	31:CA:833:A:H61	1.69	0.40
31:CA:2552:OMU:O5'	31:CA:2552:OMU:H6	2.22	0.40
31:CA:2571:U:C4	31:CA:2574:G:C8	3.10	0.40
29:DC:21:ASN:OD1	29:DC:23:GLU:HB2	2.22	0.40
32:DD:3:GLY:HA3	32:DD:204:LYS:HG2	2.04	0.40
33:DA:319:G:OP2	34:DE:132:LYS:HE2	2.22	0.40
33:DA:1125:G:C6	33:DA:1126:A:N6	2.90	0.40
33:DA:1759:A:H2'	33:DA:1760:C:C6	2.56	0.40
37:CH:27:ARG:HD3	37:CH:27:ARG:HA	1.82	0.40
34:DE:117:ARG:HA	34:DE:185:LYS:HD3	2.03	0.40
46:DR:90:ILE:HG22	46:DR:95:LEU:HG	2.04	0.40

There are no symmetry-related clashes.

5.3 Torsion angles [i](#)

5.3.1 Protein backbone [i](#)

In the following table, the Percentiles column shows the percent Ramachandran outliers of the chain as a percentile score with respect to all X-ray entries followed by that with respect to entries of similar resolution.

The Analysed column shows the number of residues for which the backbone conformation was analysed, and the total number of residues.

Mol	Chain	Analysed	Favoured	Allowed	Outliers	Percentiles	
2	AB	222/224 (99%)	209 (94%)	8 (4%)	5 (2%)	6	28
2	BB	222/224 (99%)	209 (94%)	8 (4%)	5 (2%)	6	28
3	AC	204/206 (99%)	194 (95%)	8 (4%)	2 (1%)	15	48
3	BC	204/206 (99%)	193 (95%)	8 (4%)	3 (2%)	10	38
4	AD	203/205 (99%)	192 (95%)	11 (5%)	0	100	100
4	BD	203/205 (99%)	193 (95%)	10 (5%)	0	100	100

Continued on next page...

Continued from previous page...

Mol	Chain	Analysed	Favoured	Allowed	Outliers	Percentiles	
5	AE	153/155 (99%)	144 (94%)	7 (5%)	2 (1%)	12	41
5	BE	148/155 (96%)	130 (88%)	15 (10%)	3 (2%)	7	30
6	AF	104/106 (98%)	101 (97%)	3 (3%)	0	100	100
6	BF	98/106 (92%)	89 (91%)	7 (7%)	2 (2%)	7	30
7	AG	149/151 (99%)	135 (91%)	13 (9%)	1 (1%)	22	56
7	BG	149/151 (99%)	139 (93%)	10 (7%)	0	100	100
8	AH	127/129 (98%)	119 (94%)	7 (6%)	1 (1%)	19	53
8	BH	127/129 (98%)	118 (93%)	9 (7%)	0	100	100
9	AI	125/127 (98%)	111 (89%)	14 (11%)	0	100	100
9	BI	125/127 (98%)	111 (89%)	14 (11%)	0	100	100
10	AJ	97/99 (98%)	89 (92%)	5 (5%)	3 (3%)	4	22
10	BJ	96/99 (97%)	76 (79%)	14 (15%)	6 (6%)	1	8
11	AK	115/117 (98%)	103 (90%)	10 (9%)	2 (2%)	9	35
11	BK	115/117 (98%)	103 (90%)	10 (9%)	2 (2%)	9	35
12	AL	120/123 (98%)	116 (97%)	3 (2%)	1 (1%)	19	53
12	BL	120/123 (98%)	114 (95%)	4 (3%)	2 (2%)	9	35
13	AM	112/114 (98%)	101 (90%)	7 (6%)	4 (4%)	3	19
13	BM	112/114 (98%)	100 (89%)	6 (5%)	6 (5%)	2	11
14	AN	98/100 (98%)	88 (90%)	8 (8%)	2 (2%)	7	30
14	BN	98/100 (98%)	90 (92%)	6 (6%)	2 (2%)	7	30
15	AO	86/88 (98%)	83 (96%)	3 (4%)	0	100	100
15	BO	86/88 (98%)	82 (95%)	3 (4%)	1 (1%)	13	43
16	AP	80/82 (98%)	70 (88%)	9 (11%)	1 (1%)	12	41
16	BP	80/82 (98%)	68 (85%)	10 (12%)	2 (2%)	5	26
17	AQ	78/80 (98%)	73 (94%)	4 (5%)	1 (1%)	12	41
17	BQ	78/80 (98%)	73 (94%)	2 (3%)	3 (4%)	3	18
18	AR	53/55 (96%)	53 (100%)	0	0	100	100
18	BR	53/55 (96%)	51 (96%)	1 (2%)	1 (2%)	8	32
19	AS	77/79 (98%)	68 (88%)	8 (10%)	1 (1%)	12	41
19	BS	77/79 (98%)	65 (84%)	11 (14%)	1 (1%)	12	41
20	AT	84/86 (98%)	83 (99%)	1 (1%)	0	100	100

Continued on next page...

Continued from previous page...

Mol	Chain	Analysed	Favoured	Allowed	Outliers	Percentiles	
20	BT	83/86 (96%)	79 (95%)	3 (4%)	1 (1%)	13	43
21	AU	54/56 (96%)	52 (96%)	2 (4%)	0	100	100
21	BU	54/56 (96%)	52 (96%)	2 (4%)	0	100	100
22	C1	54/56 (96%)	48 (89%)	3 (6%)	3 (6%)	2	10
22	D1	54/56 (96%)	52 (96%)	2 (4%)	0	100	100
23	C2	48/51 (94%)	42 (88%)	5 (10%)	1 (2%)	7	29
23	D2	49/51 (96%)	47 (96%)	2 (4%)	0	100	100
24	C3	44/46 (96%)	42 (96%)	1 (2%)	1 (2%)	6	28
24	D3	44/46 (96%)	42 (96%)	2 (4%)	0	100	100
25	C4	62/64 (97%)	59 (95%)	3 (5%)	0	100	100
25	D4	62/64 (97%)	59 (95%)	3 (5%)	0	100	100
26	C5	36/38 (95%)	36 (100%)	0	0	100	100
26	D5	36/38 (95%)	36 (100%)	0	0	100	100
27	C0	56/58 (97%)	53 (95%)	1 (2%)	2 (4%)	3	19
27	D0	57/58 (98%)	55 (96%)	2 (4%)	0	100	100
29	CC	269/271 (99%)	250 (93%)	14 (5%)	5 (2%)	8	32
29	DC	269/271 (99%)	253 (94%)	15 (6%)	1 (0%)	34	68
30	CD	207/209 (99%)	193 (93%)	14 (7%)	0	100	100
32	DD	206/209 (99%)	195 (95%)	11 (5%)	0	100	100
34	CE	199/201 (99%)	187 (94%)	9 (4%)	3 (2%)	10	38
34	DE	199/201 (99%)	191 (96%)	7 (4%)	1 (0%)	29	63
35	CF	175/177 (99%)	165 (94%)	9 (5%)	1 (1%)	25	59
35	DF	175/177 (99%)	164 (94%)	10 (6%)	1 (1%)	25	59
36	CG	174/176 (99%)	158 (91%)	12 (7%)	4 (2%)	6	28
36	DG	174/176 (99%)	160 (92%)	13 (8%)	1 (1%)	25	59
37	CH	147/149 (99%)	132 (90%)	11 (8%)	4 (3%)	5	24
37	DH	147/149 (99%)	135 (92%)	10 (7%)	2 (1%)	11	39
38	CJ	132/134 (98%)	125 (95%)	3 (2%)	4 (3%)	4	23
38	DJ	132/134 (98%)	125 (95%)	3 (2%)	4 (3%)	4	23
39	CK	140/142 (99%)	132 (94%)	5 (4%)	3 (2%)	7	29
39	DK	140/142 (99%)	134 (96%)	4 (3%)	2 (1%)	11	39

Continued on next page...

Continued from previous page...

Mol	Chain	Analysed	Favoured	Allowed	Outliers	Percentiles	
40	CL	120/123 (98%)	112 (93%)	7 (6%)	1 (1%)	19	53
40	DL	121/123 (98%)	116 (96%)	5 (4%)	0	100	100
41	CM	142/144 (99%)	130 (92%)	8 (6%)	4 (3%)	5	24
41	DM	142/144 (99%)	136 (96%)	4 (3%)	2 (1%)	11	39
42	CN	133/136 (98%)	123 (92%)	9 (7%)	1 (1%)	19	53
42	DN	134/136 (98%)	127 (95%)	7 (5%)	0	100	100
43	CO	118/125 (94%)	107 (91%)	8 (7%)	3 (2%)	5	26
43	DO	123/125 (98%)	113 (92%)	9 (7%)	1 (1%)	19	53
44	CP	114/117 (97%)	108 (95%)	6 (5%)	0	100	100
44	DP	115/117 (98%)	110 (96%)	5 (4%)	0	100	100
45	CQ	112/114 (98%)	104 (93%)	7 (6%)	1 (1%)	17	51
45	DQ	112/114 (98%)	103 (92%)	8 (7%)	1 (1%)	17	51
46	CR	115/117 (98%)	112 (97%)	3 (3%)	0	100	100
46	DR	115/117 (98%)	111 (96%)	4 (4%)	0	100	100
47	CS	101/103 (98%)	93 (92%)	5 (5%)	3 (3%)	4	23
47	DS	101/103 (98%)	95 (94%)	5 (5%)	1 (1%)	15	48
48	CT	108/110 (98%)	100 (93%)	8 (7%)	0	100	100
48	DT	108/110 (98%)	102 (94%)	6 (6%)	0	100	100
49	CU	91/93 (98%)	87 (96%)	4 (4%)	0	100	100
49	DU	91/93 (98%)	86 (94%)	5 (6%)	0	100	100
50	CV	100/102 (98%)	86 (86%)	10 (10%)	4 (4%)	3	16
50	DV	100/102 (98%)	95 (95%)	3 (3%)	2 (2%)	7	30
51	CW	92/94 (98%)	88 (96%)	4 (4%)	0	100	100
51	DW	92/94 (98%)	88 (96%)	4 (4%)	0	100	100
52	CX	73/76 (96%)	70 (96%)	3 (4%)	0	100	100
52	DX	75/76 (99%)	72 (96%)	3 (4%)	0	100	100
53	CY	75/77 (97%)	71 (95%)	4 (5%)	0	100	100
53	DY	75/77 (97%)	71 (95%)	4 (5%)	0	100	100
54	CZ	60/62 (97%)	58 (97%)	1 (2%)	1 (2%)	9	35
54	DZ	60/62 (97%)	58 (97%)	2 (3%)	0	100	100
55	DI	133/135 (98%)	114 (86%)	14 (10%)	5 (4%)	3	18

Continued on next page...

Continued from previous page...

Mol	Chain	Analysed	Favoured	Allowed	Outliers	Percentiles	
All	All	11407/11629 (98%)	10635 (93%)	633 (6%)	139 (1%)	13	43

All (139) Ramachandran outliers are listed below:

Mol	Chain	Res	Type
2	AB	126	PHE
3	AC	156	ARG
5	AE	162	GLU
13	AM	5	ALA
22	C1	25	VAL
27	C0	14	ILE
2	BB	126	PHE
3	BC	156	ARG
10	BJ	91	ASP
13	BM	7	ILE
13	BM	114	LYS
19	BS	6	LYS
20	BT	5	LYS
34	CE	83	VAL
36	CG	119	ALA
36	CG	175	LYS
36	CG	176	LYS
37	CH	10	ALA
38	CJ	19	ASN
39	CK	81	ILE
41	CM	29	LYS
42	CN	70	ASP
43	CO	118	ARG
50	CV	7	ARG
50	CV	16	GLY
50	CV	17	LYS
38	DJ	19	ASN
50	DV	52	LEU
55	DI	91	ALA
2	AB	95	ARG
5	AE	109	GLY
10	AJ	57	VAL
11	AK	54	GLY
13	AM	105	ASN
14	AN	38	ASP
17	AQ	82	ALA
2	BB	95	ARG

Continued on next page...

Continued from previous page...

Mol	Chain	Res	Type
3	BC	61	ALA
5	BE	103	THR
5	BE	110	ALA
6	BF	98	GLU
10	BJ	38	GLY
10	BJ	57	VAL
11	BK	54	GLY
12	BL	44	LYS
13	BM	5	ALA
13	BM	105	ASN
14	BN	38	ASP
16	BP	80	LYS
17	BQ	70	THR
17	BQ	82	ALA
29	CC	158	ALA
34	CE	82	GLY
36	CG	46	ALA
38	CJ	25	GLY
39	CK	25	LEU
39	CK	95	ARG
40	CL	35	VAL
41	CM	30	THR
41	CM	69	ARG
43	CO	119	SER
45	CQ	105	GLY
36	DG	46	ALA
37	DH	11	ASN
38	DJ	25	GLY
39	DK	95	ARG
45	DQ	105	GLY
47	DS	44	GLY
2	AB	127	ASP
7	AG	56	LYS
11	AK	89	PRO
19	AS	6	LYS
22	C1	26	THR
22	C1	27	SER
24	C3	45	SER
27	C0	4	THR
2	BB	127	ASP
6	BF	92	THR
10	BJ	36	VAL

Continued on next page...

Continued from previous page...

Mol	Chain	Res	Type
11	BK	89	PRO
15	BO	88	ARG
29	CC	108	LYS
29	CC	197	ASN
37	CH	122	LEU
41	CM	36	LYS
37	DH	122	LEU
39	DK	25	LEU
41	DM	29	LYS
41	DM	36	LYS
55	DI	70	GLU
55	DI	130	PRO
2	AB	125	THR
12	AL	74	LEU
13	AM	47	GLU
16	AP	45	GLU
23	C2	51	GLU
2	BB	125	THR
10	BJ	95	GLY
12	BL	74	LEU
13	BM	47	GLU
17	BQ	17	MET
37	CH	9	VAL
37	CH	11	ASN
38	CJ	23	PRO
47	CS	53	PHE
50	CV	89	ASP
38	DJ	23	PRO
50	DV	89	ASP
55	DI	88	HIS
10	AJ	33	GLY
13	AM	7	ILE
14	AN	81	ARG
13	BM	4	ILE
29	CC	233	GLY
34	CE	6	LYS
38	CJ	32	GLY
47	CS	55	ASP
34	DE	6	LYS
38	DJ	32	GLY
55	DI	108	VAL
3	AC	107	ARG

Continued on next page...

Continued from previous page...

Mol	Chain	Res	Type
10	BJ	93	ALA
14	BN	81	ARG
16	BP	44	SER
18	BR	66	SER
29	CC	251	GLN
29	DC	233	GLY
47	CS	43	ASN
35	DF	176	PRO
35	CF	176	PRO
43	CO	116	VAL
54	CZ	62	GLY
43	DO	116	VAL
8	AH	68	GLY
3	BC	108	LYS
5	BE	105	ILE
2	AB	71	GLY
2	BB	71	GLY
10	AJ	39	PRO

5.3.2 Protein sidechains [i](#)

In the following table, the Percentiles column shows the percent sidechain outliers of the chain as a percentile score with respect to all X-ray entries followed by that with respect to entries of similar resolution.

The Analysed column shows the number of residues for which the sidechain conformation was analysed, and the total number of residues.

Mol	Chain	Analysed	Rotameric	Outliers	Percentiles	
2	AB	186/186 (100%)	172 (92%)	14 (8%)	13	41
2	BB	186/186 (100%)	173 (93%)	13 (7%)	15	44
3	AC	170/170 (100%)	160 (94%)	10 (6%)	19	50
3	BC	170/170 (100%)	156 (92%)	14 (8%)	11	38
4	AD	172/172 (100%)	164 (95%)	8 (5%)	26	58
4	BD	172/172 (100%)	162 (94%)	10 (6%)	20	50
5	AE	118/118 (100%)	98 (83%)	20 (17%)	2	9
5	BE	113/118 (96%)	92 (81%)	21 (19%)	1	7
6	AF	92/92 (100%)	85 (92%)	7 (8%)	13	41
6	BF	87/92 (95%)	78 (90%)	9 (10%)	7	26

Continued on next page...

Continued from previous page...

Mol	Chain	Analysed	Rotameric	Outliers	Percentiles	
7	AG	124/124 (100%)	110 (89%)	14 (11%)	6	23
7	BG	124/124 (100%)	105 (85%)	19 (15%)	2	12
8	AH	104/104 (100%)	92 (88%)	12 (12%)	5	22
8	BH	104/104 (100%)	93 (89%)	11 (11%)	6	25
9	AI	105/105 (100%)	99 (94%)	6 (6%)	20	51
9	BI	105/105 (100%)	99 (94%)	6 (6%)	20	51
10	AJ	87/87 (100%)	80 (92%)	7 (8%)	12	39
10	BJ	86/87 (99%)	77 (90%)	9 (10%)	7	26
11	AK	90/90 (100%)	89 (99%)	1 (1%)	73	88
11	BK	90/90 (100%)	85 (94%)	5 (6%)	21	51
12	AL	102/102 (100%)	96 (94%)	6 (6%)	19	50
12	BL	102/102 (100%)	93 (91%)	9 (9%)	10	35
13	AM	92/92 (100%)	84 (91%)	8 (9%)	10	35
13	BM	92/92 (100%)	85 (92%)	7 (8%)	13	41
14	AN	83/83 (100%)	80 (96%)	3 (4%)	35	66
14	BN	83/83 (100%)	81 (98%)	2 (2%)	49	75
15	AO	76/76 (100%)	69 (91%)	7 (9%)	9	32
15	BO	76/76 (100%)	66 (87%)	10 (13%)	4	17
16	AP	65/65 (100%)	64 (98%)	1 (2%)	65	85
16	BP	65/65 (100%)	62 (95%)	3 (5%)	27	59
17	AQ	74/74 (100%)	68 (92%)	6 (8%)	11	38
17	BQ	74/74 (100%)	67 (90%)	7 (10%)	8	31
18	AR	48/48 (100%)	46 (96%)	2 (4%)	30	62
18	BR	48/48 (100%)	48 (100%)	0	100	100
19	AS	70/70 (100%)	62 (89%)	8 (11%)	5	23
19	BS	70/70 (100%)	64 (91%)	6 (9%)	10	36
20	AT	65/65 (100%)	57 (88%)	8 (12%)	4	19
20	BT	65/65 (100%)	54 (83%)	11 (17%)	2	9
21	AU	48/48 (100%)	45 (94%)	3 (6%)	18	47
21	BU	48/48 (100%)	45 (94%)	3 (6%)	18	47
22	C1	47/47 (100%)	46 (98%)	1 (2%)	53	78

Continued on next page...

Continued from previous page...

Mol	Chain	Analysed	Rotameric	Outliers	Percentiles	
22	D1	47/47 (100%)	45 (96%)	2 (4%)	29	61
23	C2	45/46 (98%)	42 (93%)	3 (7%)	16	45
23	D2	45/46 (98%)	40 (89%)	5 (11%)	6	24
24	C3	38/38 (100%)	35 (92%)	3 (8%)	12	39
24	D3	38/38 (100%)	36 (95%)	2 (5%)	22	53
25	C4	51/51 (100%)	47 (92%)	4 (8%)	12	40
25	D4	51/51 (100%)	47 (92%)	4 (8%)	12	40
26	C5	34/34 (100%)	33 (97%)	1 (3%)	42	71
26	D5	34/34 (100%)	34 (100%)	0	100	100
27	C0	48/48 (100%)	39 (81%)	9 (19%)	1	7
27	D0	49/48 (102%)	45 (92%)	4 (8%)	11	38
29	CC	216/216 (100%)	204 (94%)	12 (6%)	21	51
29	DC	216/216 (100%)	207 (96%)	9 (4%)	30	62
30	CD	164/164 (100%)	159 (97%)	5 (3%)	41	70
32	DD	163/163 (100%)	159 (98%)	4 (2%)	47	75
34	CE	165/165 (100%)	150 (91%)	15 (9%)	9	33
34	DE	165/165 (100%)	159 (96%)	6 (4%)	35	66
35	CF	148/148 (100%)	133 (90%)	15 (10%)	7	27
35	DF	148/148 (100%)	134 (90%)	14 (10%)	8	31
36	CG	137/137 (100%)	132 (96%)	5 (4%)	35	66
36	DG	137/137 (100%)	132 (96%)	5 (4%)	35	66
37	CH	114/114 (100%)	101 (89%)	13 (11%)	5	23
37	DH	114/114 (100%)	102 (90%)	12 (10%)	7	26
38	CJ	104/104 (100%)	99 (95%)	5 (5%)	25	57
38	DJ	104/104 (100%)	99 (95%)	5 (5%)	25	57
39	CK	116/116 (100%)	111 (96%)	5 (4%)	29	61
39	DK	116/116 (100%)	112 (97%)	4 (3%)	37	68
40	CL	103/104 (99%)	98 (95%)	5 (5%)	25	57
40	DL	104/104 (100%)	97 (93%)	7 (7%)	16	45
41	CM	103/103 (100%)	95 (92%)	8 (8%)	12	40
41	DM	103/103 (100%)	98 (95%)	5 (5%)	25	57

Continued on next page...

Continued from previous page...

Mol	Chain	Analysed	Rotameric	Outliers	Percentiles	
42	CN	108/108 (100%)	102 (94%)	6 (6%)	21	51
42	DN	109/108 (101%)	106 (97%)	3 (3%)	43	72
43	CO	100/102 (98%)	94 (94%)	6 (6%)	19	49
43	DO	102/102 (100%)	97 (95%)	5 (5%)	25	57
44	CP	86/87 (99%)	81 (94%)	5 (6%)	20	50
44	DP	87/87 (100%)	83 (95%)	4 (5%)	27	59
45	CQ	99/99 (100%)	94 (95%)	5 (5%)	24	55
45	DQ	99/99 (100%)	95 (96%)	4 (4%)	31	64
46	CR	89/89 (100%)	85 (96%)	4 (4%)	27	59
46	DR	89/89 (100%)	86 (97%)	3 (3%)	37	68
47	CS	84/84 (100%)	79 (94%)	5 (6%)	19	49
47	DS	84/84 (100%)	83 (99%)	1 (1%)	71	87
48	CT	93/93 (100%)	90 (97%)	3 (3%)	39	69
48	DT	93/93 (100%)	92 (99%)	1 (1%)	73	88
49	CU	80/80 (100%)	73 (91%)	7 (9%)	10	35
49	DU	80/80 (100%)	75 (94%)	5 (6%)	18	47
50	CV	83/83 (100%)	77 (93%)	6 (7%)	14	43
50	DV	83/83 (100%)	77 (93%)	6 (7%)	14	43
51	CW	78/78 (100%)	72 (92%)	6 (8%)	13	40
51	DW	78/78 (100%)	74 (95%)	4 (5%)	24	55
52	CX	56/58 (97%)	53 (95%)	3 (5%)	22	53
52	DX	58/58 (100%)	53 (91%)	5 (9%)	10	36
53	CY	67/67 (100%)	63 (94%)	4 (6%)	19	49
53	DY	67/67 (100%)	62 (92%)	5 (8%)	13	41
54	CZ	54/54 (100%)	51 (94%)	3 (6%)	21	51
54	DZ	54/54 (100%)	53 (98%)	1 (2%)	57	80
55	DI	103/103 (100%)	100 (97%)	3 (3%)	42	71
All	All	9461/9478 (100%)	8825 (93%)	636 (7%)	16	45

All (636) residues with a non-rotameric sidechain are listed below:

Mol	Chain	Res	Type
2	AB	23	TRP

Continued on next page...

Continued from previous page...

Mol	Chain	Res	Type
2	AB	44	GLU
2	AB	57	LEU
2	AB	93	ASN
2	AB	105	LYS
2	AB	125	THR
2	AB	129	LEU
2	AB	135	LEU
2	AB	147	SER
2	AB	161	LEU
2	AB	168	HIS
2	AB	201	PRO
2	AB	205	ASP
2	AB	207	ILE
3	AC	3	GLN
3	AC	21	THR
3	AC	33	LEU
3	AC	75	ILE
3	AC	107	ARG
3	AC	128	VAL
3	AC	168	TYR
3	AC	178	LEU
3	AC	185	ASN
3	AC	186	THR
4	AD	17	THR
4	AD	22	LYS
4	AD	26	ARG
4	AD	48	LEU
4	AD	50	ASP
4	AD	142	VAL
4	AD	151	LYS
4	AD	194	ASP
5	AE	11	LEU
5	AE	14	LYS
5	AE	46	VAL
5	AE	76	LEU
5	AE	78	ASN
5	AE	81	LEU
5	AE	82	GLN
5	AE	88	VAL
5	AE	100	SER
5	AE	106	ILE
5	AE	123	VAL

Continued on next page...

Continued from previous page...

Mol	Chain	Res	Type
5	AE	126	LYS
5	AE	131	THR
5	AE	134	ILE
5	AE	137	VAL
5	AE	142	ASP
5	AE	149	SER
5	AE	159	LYS
5	AE	160	SER
5	AE	162	GLU
6	AF	39	LEU
6	AF	68	GLN
6	AF	69	GLU
6	AF	71	ILE
6	AF	72	ASP
6	AF	89	VAL
6	AF	93	LYS
7	AG	18	PHE
7	AG	30	LEU
7	AG	36	LYS
7	AG	58	GLU
7	AG	59	LEU
7	AG	63	GLU
7	AG	83	SER
7	AG	92	ARG
7	AG	95	ARG
7	AG	109	ARG
7	AG	120	LEU
7	AG	131	LYS
7	AG	133	THR
7	AG	142	HIS
8	AH	3	MET
8	AH	31	LYS
8	AH	38	ASN
8	AH	47	GLU
8	AH	54	ASP
8	AH	55	THR
8	AH	60	GLU
8	AH	63	LEU
8	AH	83	LEU
8	AH	90	ASP
8	AH	96	MET
8	AH	107	SER

Continued on next page...

Continued from previous page...

Mol	Chain	Res	Type
9	AI	11	ARG
9	AI	36	GLU
9	AI	61	LEU
9	AI	63	LEU
9	AI	66	THR
9	AI	99	ARG
10	AJ	6	ILE
10	AJ	62	ARG
10	AJ	63	ASP
10	AJ	69	THR
10	AJ	88	MET
10	AJ	89	ARG
10	AJ	90	LEU
11	AK	55	SER
12	AL	3	THR
12	AL	24	LEU
12	AL	40	THR
12	AL	82	ILE
12	AL	110	ARG
12	AL	121	ARG
13	AM	3	ARG
13	AM	7	ILE
13	AM	13	LYS
13	AM	27	LYS
13	AM	48	LEU
13	AM	58	ASP
13	AM	71	ARG
13	AM	101	ARG
14	AN	31	ILE
14	AN	40	ASP
14	AN	69	ARG
15	AO	2	SER
15	AO	4	SER
15	AO	40	GLN
15	AO	70	LEU
15	AO	84	ARG
15	AO	88	ARG
15	AO	89	ARG
16	AP	18	GLN
17	AQ	5	ILE
17	AQ	16	LYS
17	AQ	38	ILE

Continued on next page...

Continued from previous page...

Mol	Chain	Res	Type
17	AQ	40	ARG
17	AQ	75	LEU
17	AQ	83	VAL
18	AR	47	THR
18	AR	66	SER
19	AS	5	LEU
19	AS	7	LYS
19	AS	11	ILE
19	AS	13	LEU
19	AS	27	ASP
19	AS	33	THR
19	AS	37	ARG
19	AS	63	THR
20	AT	5	LYS
20	AT	15	GLU
20	AT	24	ARG
20	AT	27	MET
20	AT	44	LYS
20	AT	48	GLN
20	AT	66	LEU
20	AT	85	LYS
21	AU	13	ASP
21	AU	16	LEU
21	AU	56	HIS
22	C1	40	ARG
23	C2	9	ILE
23	C2	46	HIS
23	C2	47	VAL
24	C3	1	MET
24	C3	24	THR
24	C3	34	ARG
25	C4	15	LYS
25	C4	31	HIS
25	C4	51	SER
25	C4	52	LYS
26	C5	26	ILE
27	C0	3	LYS
27	C0	4	THR
27	C0	5	ILE
27	C0	19	LYS
27	C0	25	LEU
27	C0	36	VAL

Continued on next page...

Continued from previous page...

Mol	Chain	Res	Type
27	C0	39	GLU
27	C0	45	ARG
27	C0	59	GLU
2	BB	44	GLU
2	BB	57	LEU
2	BB	93	ASN
2	BB	105	LYS
2	BB	125	THR
2	BB	129	LEU
2	BB	135	LEU
2	BB	147	SER
2	BB	161	LEU
2	BB	167	ASP
2	BB	168	HIS
2	BB	205	ASP
2	BB	207	ILE
3	BC	3	GLN
3	BC	21	THR
3	BC	33	LEU
3	BC	36	ASP
3	BC	37	PHE
3	BC	38	LYS
3	BC	75	ILE
3	BC	107	ARG
3	BC	152	GLU
3	BC	168	TYR
3	BC	175	LEU
3	BC	185	ASN
3	BC	186	THR
3	BC	193	TYR
4	BD	17	THR
4	BD	22	LYS
4	BD	26	ARG
4	BD	47	ARG
4	BD	48	LEU
4	BD	50	ASP
4	BD	142	VAL
4	BD	151	LYS
4	BD	173	VAL
4	BD	194	ASP
5	BE	11	LEU
5	BE	14	LYS

Continued on next page...

Continued from previous page...

Mol	Chain	Res	Type
5	BE	22	SER
5	BE	46	VAL
5	BE	76	LEU
5	BE	81	LEU
5	BE	82	GLN
5	BE	88	VAL
5	BE	101	GLU
5	BE	103	THR
5	BE	105	ILE
5	BE	114	VAL
5	BE	115	LEU
5	BE	123	VAL
5	BE	126	LYS
5	BE	134	ILE
5	BE	137	VAL
5	BE	142	ASP
5	BE	149	SER
5	BE	151	GLU
5	BE	159	LYS
6	BF	14	GLN
6	BF	16	GLU
6	BF	39	LEU
6	BF	53	LYS
6	BF	68	GLN
6	BF	69	GLU
6	BF	71	ILE
6	BF	72	ASP
6	BF	89	VAL
7	BG	4	ARG
7	BG	5	ARG
7	BG	10	ARG
7	BG	30	LEU
7	BG	36	LYS
7	BG	48	GLU
7	BG	50	LEU
7	BG	58	GLU
7	BG	59	LEU
7	BG	63	GLU
7	BG	72	THR
7	BG	83	SER
7	BG	92	ARG
7	BG	95	ARG

Continued on next page...

Continued from previous page...

Mol	Chain	Res	Type
7	BG	109	ARG
7	BG	120	LEU
7	BG	131	LYS
7	BG	133	THR
7	BG	142	HIS
8	BH	3	MET
8	BH	38	ASN
8	BH	47	GLU
8	BH	60	GLU
8	BH	76	GLN
8	BH	77	ARG
8	BH	80	ARG
8	BH	83	LEU
8	BH	90	ASP
8	BH	96	MET
8	BH	107	SER
9	BI	11	ARG
9	BI	36	GLU
9	BI	61	LEU
9	BI	63	LEU
9	BI	66	THR
9	BI	99	ARG
10	BJ	5	ARG
10	BJ	6	ILE
10	BJ	59	LYS
10	BJ	62	ARG
10	BJ	63	ASP
10	BJ	78	GLU
10	BJ	89	ARG
10	BJ	90	LEU
10	BJ	91	ASP
11	BK	18	ASP
11	BK	22	HIS
11	BK	31	ILE
11	BK	38	GLN
11	BK	72	ASP
12	BL	3	THR
12	BL	24	LEU
12	BL	44	LYS
12	BL	49	LEU
12	BL	58	THR
12	BL	86	ARG

Continued on next page...

Continued from previous page...

Mol	Chain	Res	Type
12	BL	108	LYS
12	BL	110	ARG
12	BL	121	ARG
13	BM	11	ASP
13	BM	16	VAL
13	BM	27	LYS
13	BM	29	ARG
13	BM	48	LEU
13	BM	54	ASP
13	BM	101	ARG
14	BN	26	GLU
14	BN	69	ARG
15	BO	2	SER
15	BO	4	SER
15	BO	17	ARG
15	BO	40	GLN
15	BO	64	ARG
15	BO	66	LEU
15	BO	70	LEU
15	BO	84	ARG
15	BO	87	LEU
15	BO	88	ARG
16	BP	20	VAL
16	BP	36	VAL
16	BP	46	LYS
17	BQ	17	MET
17	BQ	21	ILE
17	BQ	26	GLU
17	BQ	38	ILE
17	BQ	51	ASN
17	BQ	67	LEU
17	BQ	75	LEU
19	BS	6	LYS
19	BS	7	LYS
19	BS	11	ILE
19	BS	13	LEU
19	BS	37	ARG
19	BS	63	THR
20	BT	12	ILE
20	BT	15	GLU
20	BT	48	GLN
20	BT	54	MET

Continued on next page...

Continued from previous page...

Mol	Chain	Res	Type
20	BT	58	VAL
20	BT	64	LYS
20	BT	66	LEU
20	BT	67	ILE
20	BT	69	LYS
20	BT	84	ASN
20	BT	85	LYS
21	BU	13	ASP
21	BU	16	LEU
21	BU	56	HIS
22	D1	26	THR
22	D1	55	ILE
23	D2	5	ILE
23	D2	9	ILE
23	D2	46	HIS
23	D2	47	VAL
23	D2	48	ILE
24	D3	1	MET
24	D3	24	THR
25	D4	8	ARG
25	D4	15	LYS
25	D4	31	HIS
25	D4	52	LYS
27	D0	10	THR
27	D0	19	LYS
27	D0	36	VAL
27	D0	39	GLU
29	CC	97	LYS
29	CC	117	GLN
29	CC	118	SER
29	CC	120	VAL
29	CC	130	LEU
29	CC	157	SER
29	CC	168	ASP
29	CC	192	LEU
29	CC	195	VAL
29	CC	204	VAL
29	CC	236	GLU
29	CC	258	ARG
30	CD	18	ASP
30	CD	32	ASN
30	CD	95	SER

Continued on next page...

Continued from previous page...

Mol	Chain	Res	Type
30	CD	138	LEU
30	CD	150	GLN
29	DC	43	ARG
29	DC	70	ASN
29	DC	97	LYS
29	DC	117	GLN
29	DC	118	SER
29	DC	120	VAL
29	DC	130	LEU
29	DC	192	LEU
29	DC	236	GLU
32	DD	18	ASP
32	DD	32	ASN
32	DD	95	SER
32	DD	138	LEU
34	CE	7	ASP
34	CE	12	LEU
34	CE	25	GLU
34	CE	44	ARG
34	CE	72	SER
34	CE	78	TRP
34	CE	80	SER
34	CE	83	VAL
34	CE	107	SER
34	CE	122	GLU
34	CE	127	GLU
34	CE	149	ILE
34	CE	152	GLU
34	CE	176	ASP
34	CE	189	THR
35	CF	35	THR
35	CF	36	LEU
35	CF	50	LEU
35	CF	57	LEU
35	CF	72	LYS
35	CF	80	ARG
35	CF	94	GLU
35	CF	117	LEU
35	CF	123	ASP
35	CF	134	GLU
35	CF	136	ILE
35	CF	141	ILE

Continued on next page...

Continued from previous page...

Mol	Chain	Res	Type
35	CF	149	VAL
35	CF	152	LEU
35	CF	174	ASP
36	CG	18	LYS
36	CG	72	LEU
36	CG	105	LEU
36	CG	127	THR
36	CG	155	GLU
37	CH	7	ASP
37	CH	15	LEU
37	CH	21	VAL
37	CH	44	ILE
37	CH	48	GLU
37	CH	51	ARG
37	CH	53	GLU
37	CH	55	GLU
37	CH	62	LEU
37	CH	75	LEU
37	CH	89	LYS
37	CH	127	GLU
37	CH	145	ASN
38	CJ	13	VAL
38	CJ	28	LEU
38	CJ	53	LEU
38	CJ	55	ILE
38	CJ	113	LYS
39	CK	5	THR
39	CK	45	THR
39	CK	90	GLU
39	CK	124	VAL
39	CK	142	ILE
40	CL	35	VAL
40	CL	49	ARG
40	CL	58	LEU
40	CL	70	ARG
40	CL	76	VAL
41	CM	33	ARG
41	CM	92	LEU
41	CM	94	THR
41	CM	100	ILE
41	CM	103	ILE
41	CM	107	PHE

Continued on next page...

Continued from previous page...

Mol	Chain	Res	Type
41	CM	115	GLU
41	CM	120	VAL
42	CN	6	ARG
42	CN	14	LYS
42	CN	20	LEU
42	CN	55	ARG
42	CN	59	ARG
42	CN	75	GLU
43	CO	2	ARG
43	CO	14	SER
43	CO	51	LEU
43	CO	53	THR
43	CO	71	ARG
43	CO	95	THR
44	CP	38	GLN
44	CP	45	SER
44	CP	48	LEU
44	CP	78	VAL
44	CP	115	LEU
45	CQ	39	ARG
45	CQ	65	SER
45	CQ	96	LYS
45	CQ	102	GLU
45	CQ	114	LEU
46	CR	5	LYS
46	CR	9	ILE
46	CR	51	ARG
46	CR	52	GLN
47	CS	12	HIS
47	CS	18	GLN
47	CS	46	GLU
47	CS	48	LYS
47	CS	51	VAL
48	CT	7	HIS
48	CT	29	VAL
48	CT	86	MET
49	CU	1	MET
49	CU	2	ILE
49	CU	3	ARG
49	CU	30	ILE
49	CU	69	ARG
49	CU	73	ARG

Continued on next page...

Continued from previous page...

Mol	Chain	Res	Type
49	CU	93	LEU
50	CV	9	ASP
50	CV	34	VAL
50	CV	61	LYS
50	CV	67	VAL
50	CV	81	ASP
50	CV	98	SER
51	CW	1	MET
51	CW	7	GLU
51	CW	10	LYS
51	CW	18	ARG
51	CW	61	LEU
51	CW	90	ASP
52	CX	39	ARG
52	CX	78	LYS
52	CX	82	ILE
53	CY	5	CYS
53	CY	25	THR
53	CY	35	SER
53	CY	71	LEU
54	CZ	18	LEU
54	CZ	19	LEU
54	CZ	58	ASN
34	DE	12	LEU
34	DE	80	SER
34	DE	107	SER
34	DE	127	GLU
34	DE	176	ASP
34	DE	189	THR
35	DF	10	ASP
35	DF	35	THR
35	DF	50	LEU
35	DF	57	LEU
35	DF	72	LYS
35	DF	94	GLU
35	DF	117	LEU
35	DF	120	LYS
35	DF	134	GLU
35	DF	136	ILE
35	DF	141	ILE
35	DF	149	VAL
35	DF	152	LEU

Continued on next page...

Continued from previous page...

Mol	Chain	Res	Type
35	DF	174	ASP
36	DG	18	LYS
36	DG	72	LEU
36	DG	105	LEU
36	DG	127	THR
36	DG	155	GLU
37	DH	7	ASP
37	DH	15	LEU
37	DH	44	ILE
37	DH	48	GLU
37	DH	53	GLU
37	DH	58	LEU
37	DH	60	GLU
37	DH	62	LEU
37	DH	75	LEU
37	DH	89	LYS
37	DH	127	GLU
37	DH	145	ASN
38	DJ	13	VAL
38	DJ	28	LEU
38	DJ	53	LEU
38	DJ	55	ILE
38	DJ	113	LYS
39	DK	45	THR
39	DK	101	ILE
39	DK	124	VAL
39	DK	142	ILE
40	DL	49	ARG
40	DL	58	LEU
40	DL	70	ARG
40	DL	108	ARG
40	DL	109	SER
40	DL	110	GLU
40	DL	123	LEU
41	DM	91	ASP
41	DM	92	LEU
41	DM	94	THR
41	DM	107	PHE
41	DM	120	VAL
42	DN	58	LYS
42	DN	75	GLU
42	DN	100	LYS

Continued on next page...

Continued from previous page...

Mol	Chain	Res	Type
43	DO	2	ARG
43	DO	14	SER
43	DO	51	LEU
43	DO	53	THR
43	DO	119	SER
44	DP	45	SER
44	DP	49	VAL
44	DP	78	VAL
44	DP	115	LEU
45	DQ	40	LEU
45	DQ	65	SER
45	DQ	96	LYS
45	DQ	102	GLU
46	DR	5	LYS
46	DR	9	ILE
46	DR	51	ARG
47	DS	38	VAL
48	DT	86	MET
49	DU	1	MET
49	DU	2	ILE
49	DU	3	ARG
49	DU	25	GLU
49	DU	74	ILE
50	DV	34	VAL
50	DV	52	LEU
50	DV	61	LYS
50	DV	67	VAL
50	DV	72	ILE
50	DV	81	ASP
51	DW	7	GLU
51	DW	53	LYS
51	DW	61	LEU
51	DW	90	ASP
52	DX	38	VAL
52	DX	39	ARG
52	DX	41[A]	ARG
52	DX	41[B]	ARG
52	DX	82	ILE
53	DY	5	CYS
53	DY	11	ARG
53	DY	25	THR
53	DY	35	SER

Continued on next page...

Continued from previous page...

Mol	Chain	Res	Type
53	DY	48	THR
54	DZ	19	LEU
55	DI	16	SER
55	DI	53	ARG
55	DI	60	LEU

Sometimes sidechains can be flipped to improve hydrogen bonding and reduce clashes. All (45) such sidechains are listed below:

Mol	Chain	Res	Type
2	AB	93	ASN
2	AB	120	GLN
2	AB	177	ASN
2	AB	178	ASN
4	AD	136	GLN
6	AF	63	ASN
7	AG	97	ASN
8	AH	4	GLN
11	AK	101	ASN
16	AP	63	GLN
20	AT	48	GLN
22	C1	6	ASN
22	C1	42	HIS
27	C0	20	HIS
2	BB	39	HIS
2	BB	93	ASN
2	BB	120	GLN
2	BB	177	ASN
2	BB	178	ASN
5	BE	70	ASN
6	BF	3	HIS
6	BF	14	GLN
7	BG	97	ASN
8	BH	4	GLN
11	BK	101	ASN
16	BP	9	HIS
16	BP	63	GLN
17	BQ	51	ASN
20	BT	3	ASN
20	BT	78	ASN
29	CC	251	GLN
29	DC	251	GLN
35	CF	27	GLN

Continued on next page...

Continued from previous page...

Mol	Chain	Res	Type
36	CG	38	ASN
39	CK	138	GLN
43	CO	107	ASN
50	CV	74	ASN
54	CZ	45	GLN
34	DE	90	GLN
36	DG	116	GLN
37	DH	28	ASN
39	DK	47	HIS
50	DV	74	ASN
55	DI	88	HIS
55	DI	122	GLN

5.3.3 RNA [i](#)

Mol	Chain	Analysed	Backbone Outliers	Pucker Outliers
1	AA	1530/1534 (99%)	265 (17%)	38 (2%)
1	BA	1529/1534 (99%)	263 (17%)	44 (2%)
28	CB	117/120 (97%)	12 (10%)	0
28	DB	119/120 (99%)	12 (10%)	0
31	CA	2892/2904 (99%)	511 (17%)	94 (3%)
33	DA	2880/2903 (99%)	441 (15%)	72 (2%)
All	All	9067/9115 (99%)	1504 (16%)	248 (2%)

All (1504) RNA backbone outliers are listed below:

Mol	Chain	Res	Type
1	AA	4	U
1	AA	5	U
1	AA	9	G
1	AA	22	G
1	AA	31	G
1	AA	32	A
1	AA	39	G
1	AA	47	C
1	AA	48	C
1	AA	49	U
1	AA	50	A
1	AA	51	A
1	AA	52	C
1	AA	69	G

Continued on next page...

Continued from previous page...

Mol	Chain	Res	Type
1	AA	71	A
1	AA	72	A
1	AA	74	A
1	AA	80	A
1	AA	81	A
1	AA	82	G
1	AA	83	C
1	AA	84	U
1	AA	85	U
1	AA	86	G
1	AA	88	U
1	AA	89	U
1	AA	90	C
1	AA	92	U
1	AA	94	G
1	AA	95	C
1	AA	108	G
1	AA	116	A
1	AA	120	A
1	AA	127	G
1	AA	128	G
1	AA	130	A
1	AA	131	A
1	AA	141	G
1	AA	142	G
1	AA	143	A
1	AA	144	G
1	AA	149	A
1	AA	159	G
1	AA	163	C
1	AA	168	G
1	AA	177	G
1	AA	197	A
1	AA	205	A
1	AA	210	C
1	AA	211	G
1	AA	212	G
1	AA	226	G
1	AA	240	G
1	AA	245	U
1	AA	247	G
1	AA	251	G

Continued on next page...

Continued from previous page...

Mol	Chain	Res	Type
1	AA	262	A
1	AA	266	G
1	AA	267	C
1	AA	281	G
1	AA	289	G
1	AA	321	A
1	AA	328	C
1	AA	329	A
1	AA	330	C
1	AA	332	G
1	AA	346	G
1	AA	352	C
1	AA	354	G
1	AA	367	U
1	AA	372	C
1	AA	373	A
1	AA	382	A
1	AA	384	G
1	AA	388	G
1	AA	398	U
1	AA	406	G
1	AA	411	A
1	AA	412	A
1	AA	413	G
1	AA	414	A
1	AA	421	U
1	AA	422	C
1	AA	424	G
1	AA	429	U
1	AA	439	U
1	AA	451	A
1	AA	457	G
1	AA	458	U
1	AA	466	A
1	AA	467	U
1	AA	468	A
1	AA	474	G
1	AA	481	G
1	AA	484	G
1	AA	486	U
1	AA	495	A
1	AA	505	G

Continued on next page...

Continued from previous page...

Mol	Chain	Res	Type
1	AA	509	A
1	AA	511	C
1	AA	524	G
1	AA	527	G7M
1	AA	528	C
1	AA	531	U
1	AA	533	A
1	AA	547	A
1	AA	559	A
1	AA	564	C
1	AA	568	G
1	AA	572	A
1	AA	573	A
1	AA	576	C
1	AA	577	G
1	AA	596	A
1	AA	615	G
1	AA	633	G
1	AA	650	G
1	AA	653	U
1	AA	661	G
1	AA	665	A
1	AA	675	A
1	AA	682	G
1	AA	687	A
1	AA	702	A
1	AA	703	G
1	AA	721	G
1	AA	723	U
1	AA	734	G
1	AA	748	G
1	AA	755	G
1	AA	764	C
1	AA	774	G
1	AA	777	A
1	AA	793	U
1	AA	794	A
1	AA	809	G
1	AA	814	A
1	AA	815	A
1	AA	817	C
1	AA	818	G

Continued on next page...

Continued from previous page...

Mol	Chain	Res	Type
1	AA	821	G
1	AA	828	U
1	AA	832	G
1	AA	836	G
1	AA	839	C
1	AA	841	C
1	AA	842	U
1	AA	843	U
1	AA	844	G
1	AA	845	A
1	AA	914	A
1	AA	926	G
1	AA	927	G
1	AA	934	C
1	AA	935	A
1	AA	936	C
1	AA	960	U
1	AA	966	2MG
1	AA	969	A
1	AA	975	A
1	AA	976	G
1	AA	977	A
1	AA	987	G
1	AA	992	U
1	AA	993	G
1	AA	996	A
1	AA	1004	A
1	AA	1009	U
1	AA	1015	G
1	AA	1019	A
1	AA	1026	G
1	AA	1027	C
1	AA	1029	U
1	AA	1030	U
1	AA	1031	C
1	AA	1032	G
1	AA	1033	G
1	AA	1036	A
1	AA	1037	C
1	AA	1043	G
1	AA	1046	A
1	AA	1053	G

Continued on next page...

Continued from previous page...

Mol	Chain	Res	Type
1	AA	1054	C
1	AA	1065	U
1	AA	1066	C
1	AA	1086	U
1	AA	1094	G
1	AA	1095	U
1	AA	1101	A
1	AA	1124	G
1	AA	1125	U
1	AA	1132	C
1	AA	1133	G
1	AA	1136	C
1	AA	1137	C
1	AA	1138	G
1	AA	1139	G
1	AA	1140	C
1	AA	1141	C
1	AA	1142	G
1	AA	1143	G
1	AA	1145	A
1	AA	1152	A
1	AA	1159	U
1	AA	1160	G
1	AA	1168	U
1	AA	1184	G
1	AA	1196	A
1	AA	1197	A
1	AA	1200	C
1	AA	1201	A
1	AA	1212	U
1	AA	1213	A
1	AA	1214	C
1	AA	1215	G
1	AA	1225	A
1	AA	1226	C
1	AA	1227	A
1	AA	1236	A
1	AA	1238	A
1	AA	1239	A
1	AA	1256	A
1	AA	1257	A
1	AA	1260	G

Continued on next page...

Continued from previous page...

Mol	Chain	Res	Type
1	AA	1280	A
1	AA	1281	C
1	AA	1286	U
1	AA	1287	A
1	AA	1300	G
1	AA	1302	C
1	AA	1305	G
1	AA	1312	G
1	AA	1317	C
1	AA	1318	A
1	AA	1320	C
1	AA	1323	G
1	AA	1346	A
1	AA	1353	G
1	AA	1363	A
1	AA	1370	G
1	AA	1379	G
1	AA	1381	U
1	AA	1419	G
1	AA	1441	A
1	AA	1446	A
1	AA	1447	A
1	AA	1448	C
1	AA	1451	U
1	AA	1452	C
1	AA	1453	G
1	AA	1475	G
1	AA	1487	G
1	AA	1492	A
1	AA	1493	A
1	AA	1497	G
1	AA	1499	A
1	AA	1503	A
1	AA	1505	G
1	AA	1506	U
1	AA	1507	A
1	AA	1517	G
1	AA	1529	G
1	AA	1530	G
1	AA	1533	C
1	AA	1534	A
1	BA	4	U

Continued on next page...

Continued from previous page...

Mol	Chain	Res	Type
1	BA	5	U
1	BA	9	G
1	BA	22	G
1	BA	31	G
1	BA	32	A
1	BA	39	G
1	BA	47	C
1	BA	48	C
1	BA	50	A
1	BA	51	A
1	BA	52	C
1	BA	69	G
1	BA	71	A
1	BA	72	A
1	BA	74	A
1	BA	80	A
1	BA	82	G
1	BA	83	C
1	BA	84	U
1	BA	85	U
1	BA	86	G
1	BA	87	C
1	BA	88	U
1	BA	89	U
1	BA	90	C
1	BA	92	U
1	BA	94	G
1	BA	95	C
1	BA	108	G
1	BA	116	A
1	BA	120	A
1	BA	127	G
1	BA	128	G
1	BA	130	A
1	BA	131	A
1	BA	141	G
1	BA	142	G
1	BA	143	A
1	BA	144	G
1	BA	149	A
1	BA	159	G
1	BA	163	C

Continued on next page...

Continued from previous page...

Mol	Chain	Res	Type
1	BA	168	G
1	BA	177	G
1	BA	197	A
1	BA	200	G
1	BA	205	A
1	BA	210	C
1	BA	211	G
1	BA	212	G
1	BA	226	G
1	BA	240	G
1	BA	245	U
1	BA	247	G
1	BA	251	G
1	BA	262	A
1	BA	266	G
1	BA	267	C
1	BA	281	G
1	BA	289	G
1	BA	306	A
1	BA	321	A
1	BA	328	C
1	BA	329	A
1	BA	330	C
1	BA	332	G
1	BA	346	G
1	BA	352	C
1	BA	354	G
1	BA	367	U
1	BA	372	C
1	BA	373	A
1	BA	382	A
1	BA	384	G
1	BA	398	U
1	BA	406	G
1	BA	411	A
1	BA	412	A
1	BA	413	G
1	BA	421	U
1	BA	422	C
1	BA	424	G
1	BA	429	U
1	BA	451	A

Continued on next page...

Continued from previous page...

Mol	Chain	Res	Type
1	BA	457	G
1	BA	458	U
1	BA	467	U
1	BA	468	A
1	BA	474	G
1	BA	481	G
1	BA	484	G
1	BA	486	U
1	BA	495	A
1	BA	505	G
1	BA	509	A
1	BA	511	C
1	BA	524	G
1	BA	527	G7M
1	BA	531	U
1	BA	532	A
1	BA	533	A
1	BA	547	A
1	BA	559	A
1	BA	560	A
1	BA	562	U
1	BA	564	C
1	BA	568	G
1	BA	572	A
1	BA	573	A
1	BA	576	C
1	BA	577	G
1	BA	596	A
1	BA	615	G
1	BA	633	G
1	BA	650	G
1	BA	653	U
1	BA	661	G
1	BA	665	A
1	BA	675	A
1	BA	682	G
1	BA	687	A
1	BA	702	A
1	BA	703	G
1	BA	721	G
1	BA	723	U
1	BA	734	G

Continued on next page...

Continued from previous page...

Mol	Chain	Res	Type
1	BA	748	G
1	BA	755	G
1	BA	774	G
1	BA	777	A
1	BA	793	U
1	BA	794	A
1	BA	809	G
1	BA	814	A
1	BA	815	A
1	BA	817	C
1	BA	818	G
1	BA	828	U
1	BA	836	G
1	BA	839	C
1	BA	840	C
1	BA	841	C
1	BA	842	U
1	BA	843	U
1	BA	844	G
1	BA	845	A
1	BA	846	G
1	BA	914	A
1	BA	926	G
1	BA	927	G
1	BA	934	C
1	BA	935	A
1	BA	936	C
1	BA	960	U
1	BA	966	2MG
1	BA	969	A
1	BA	975	A
1	BA	976	G
1	BA	977	A
1	BA	987	G
1	BA	993	G
1	BA	996	A
1	BA	1004	A
1	BA	1008	U
1	BA	1009	U
1	BA	1015	G
1	BA	1019	A
1	BA	1026	G

Continued on next page...

Continued from previous page...

Mol	Chain	Res	Type
1	BA	1027	C
1	BA	1029	U
1	BA	1030	U
1	BA	1031	C
1	BA	1032	G
1	BA	1033	G
1	BA	1036	A
1	BA	1037	C
1	BA	1043	G
1	BA	1046	A
1	BA	1053	G
1	BA	1054	C
1	BA	1065	U
1	BA	1086	U
1	BA	1094	G
1	BA	1095	U
1	BA	1101	A
1	BA	1124	G
1	BA	1125	U
1	BA	1132	C
1	BA	1133	G
1	BA	1136	C
1	BA	1137	C
1	BA	1138	G
1	BA	1139	G
1	BA	1140	C
1	BA	1141	C
1	BA	1142	G
1	BA	1143	G
1	BA	1145	A
1	BA	1152	A
1	BA	1159	U
1	BA	1160	G
1	BA	1168	U
1	BA	1196	A
1	BA	1197	A
1	BA	1200	C
1	BA	1201	A
1	BA	1212	U
1	BA	1213	A
1	BA	1214	C
1	BA	1215	G

Continued on next page...

Continued from previous page...

Mol	Chain	Res	Type
1	BA	1225	A
1	BA	1226	C
1	BA	1227	A
1	BA	1236	A
1	BA	1238	A
1	BA	1239	A
1	BA	1256	A
1	BA	1257	A
1	BA	1260	G
1	BA	1261	A
1	BA	1280	A
1	BA	1281	C
1	BA	1286	U
1	BA	1287	A
1	BA	1300	G
1	BA	1302	C
1	BA	1305	G
1	BA	1312	G
1	BA	1317	C
1	BA	1318	A
1	BA	1320	C
1	BA	1323	G
1	BA	1346	A
1	BA	1353	G
1	BA	1362	A
1	BA	1363	A
1	BA	1370	G
1	BA	1379	G
1	BA	1381	U
1	BA	1398	A
1	BA	1419	G
1	BA	1441	A
1	BA	1446	A
1	BA	1447	A
1	BA	1448	C
1	BA	1451	U
1	BA	1452	C
1	BA	1453	G
1	BA	1475	G
1	BA	1487	G
1	BA	1494	G
1	BA	1497	G

Continued on next page...

Continued from previous page...

Mol	Chain	Res	Type
1	BA	1499	A
1	BA	1503	A
1	BA	1505	G
1	BA	1506	U
1	BA	1507	A
1	BA	1517	G
1	BA	1529	G
1	BA	1530	G
1	BA	1533	C
1	BA	1534	A
28	CB	9	G
28	CB	25	U
28	CB	35	C
28	CB	44	G
28	CB	45	A
28	CB	56	G
28	CB	57	A
28	CB	88	C
28	CB	89	U
28	CB	90	C
28	CB	99	A
28	CB	109	A
31	CA	10	A
31	CA	34	U
31	CA	42	A
31	CA	46	G
31	CA	49	A
31	CA	58	G
31	CA	63	A
31	CA	71	A
31	CA	74	A
31	CA	75	G
31	CA	80	G
31	CA	83	A
31	CA	84	A
31	CA	86	G
31	CA	101	A
31	CA	102	U
31	CA	118	A
31	CA	119	A
31	CA	120	U
31	CA	138	U

Continued on next page...

Continued from previous page...

Mol	Chain	Res	Type
31	CA	139	U
31	CA	140	C
31	CA	141	G
31	CA	142	A
31	CA	177	G
31	CA	178	G
31	CA	181	A
31	CA	196	A
31	CA	197	A
31	CA	215	G
31	CA	216	A
31	CA	221	A
31	CA	222	A
31	CA	248	G
31	CA	250	G
31	CA	265	A
31	CA	266	G
31	CA	272	A
31	CA	276	U
31	CA	277	G
31	CA	278	A
31	CA	310	A
31	CA	311	A
31	CA	329	G
31	CA	330	A
31	CA	343	C
31	CA	345	A
31	CA	346	A
31	CA	352	A
31	CA	353	C
31	CA	362	A
31	CA	371	A
31	CA	372	G
31	CA	385	C
31	CA	386	G
31	CA	387	U
31	CA	399	U
31	CA	403	U
31	CA	404	A
31	CA	405	U
31	CA	406	G
31	CA	411	G

Continued on next page...

Continued from previous page...

Mol	Chain	Res	Type
31	CA	412	A
31	CA	420	C
31	CA	424	G
31	CA	451	U
31	CA	454	A
31	CA	455	C
31	CA	456	C
31	CA	457	A
31	CA	480	A
31	CA	481	G
31	CA	491	G
31	CA	496	G
31	CA	501	A
31	CA	503	A
31	CA	504	A
31	CA	505	A
31	CA	508	A
31	CA	517	C
31	CA	526	A
31	CA	528	A
31	CA	531	C
31	CA	532	A
31	CA	543	G
31	CA	544	C
31	CA	546	U
31	CA	547	A
31	CA	549	G
31	CA	550	C
31	CA	551	G
31	CA	555	G
31	CA	556	A
31	CA	563	A
31	CA	572	A
31	CA	573	U
31	CA	575	A
31	CA	586	A
31	CA	603	A
31	CA	613	A
31	CA	614	A
31	CA	615	U
31	CA	622	G
31	CA	627	A

Continued on next page...

Continued from previous page...

Mol	Chain	Res	Type
31	CA	634	C
31	CA	637	A
31	CA	645	C
31	CA	647	G
31	CA	653	U
31	CA	654	A
31	CA	655	A
31	CA	670	A
31	CA	684	G
31	CA	685	A
31	CA	686	U
31	CA	695	G
31	CA	696	G
31	CA	701	G
31	CA	702	U
31	CA	717	C
31	CA	730	A
31	CA	740	C
31	CA	746	PSU
31	CA	747	5MU
31	CA	764	A
31	CA	765	C
31	CA	775	G
31	CA	776	G
31	CA	782	A
31	CA	783	A
31	CA	784	G
31	CA	785	G
31	CA	792	A
31	CA	798	G
31	CA	800	A
31	CA	802	A
31	CA	805	G
31	CA	812	C
31	CA	819	A
31	CA	827	U
31	CA	828	U
31	CA	845	A
31	CA	846	U
31	CA	847	U
31	CA	856	G
31	CA	858	G

Continued on next page...

Continued from previous page...

Mol	Chain	Res	Type
31	CA	859	G
31	CA	866	A
31	CA	869	G
31	CA	878	A
31	CA	883	G
31	CA	896	A
31	CA	897	C
31	CA	907	G
31	CA	910	A
31	CA	914	G
31	CA	915	C
31	CA	931	U
31	CA	932	U
31	CA	941	A
31	CA	946	C
31	CA	953	G
31	CA	961	C
31	CA	971	G
31	CA	973	A
31	CA	974	G
31	CA	981	A
31	CA	983	A
31	CA	984	A
31	CA	985	C
31	CA	995	C
31	CA	996	A
31	CA	1005	C
31	CA	1012	U
31	CA	1013	C
31	CA	1022	G
31	CA	1026	G
31	CA	1033	U
31	CA	1040	A
31	CA	1045	C
31	CA	1046	A
31	CA	1047	G
31	CA	1051	G
31	CA	1061	U
31	CA	1062	G
31	CA	1069	A
31	CA	1070	A
31	CA	1073	A

Continued on next page...

Continued from previous page...

Mol	Chain	Res	Type
31	CA	1083	U
31	CA	1088	A
31	CA	1089	A
31	CA	1090	A
31	CA	1096	A
31	CA	1097	U
31	CA	1111	A
31	CA	1112	G
31	CA	1119	U
31	CA	1129	A
31	CA	1132	U
31	CA	1133	A
31	CA	1135	C
31	CA	1136	G
31	CA	1142	A
31	CA	1143	A
31	CA	1168	G
31	CA	1169	A
31	CA	1171	G
31	CA	1175	A
31	CA	1176	U
31	CA	1177	G
31	CA	1179	G
31	CA	1180	U
31	CA	1182	G
31	CA	1186	G
31	CA	1195	G
31	CA	1212	G
31	CA	1227	G
31	CA	1236	G
31	CA	1238	G
31	CA	1247	A
31	CA	1248	G
31	CA	1253	A
31	CA	1256	G
31	CA	1262	A
31	CA	1266	G
31	CA	1271	G
31	CA	1272	A
31	CA	1273	U
31	CA	1300	G
31	CA	1301	A

Continued on next page...

Continued from previous page...

Mol	Chain	Res	Type
31	CA	1306	C
31	CA	1312	U
31	CA	1313	U
31	CA	1320	C
31	CA	1321	A
31	CA	1328	A
31	CA	1329	U
31	CA	1341	G
31	CA	1344	U
31	CA	1352	U
31	CA	1365	A
31	CA	1376	C
31	CA	1379	U
31	CA	1380	G
31	CA	1383	A
31	CA	1386	C
31	CA	1395	A
31	CA	1403	A
31	CA	1416	G
31	CA	1417	C
31	CA	1419	A
31	CA	1420	A
31	CA	1428	C
31	CA	1434	A
31	CA	1437	C
31	CA	1438	U
31	CA	1452	G
31	CA	1453	A
31	CA	1458	U
31	CA	1460	U
31	CA	1482	G
31	CA	1490	A
31	CA	1493	C
31	CA	1494	A
31	CA	1497	U
31	CA	1509	A
31	CA	1510	G
31	CA	1515	A
31	CA	1522	A
31	CA	1523	U
31	CA	1532	A
31	CA	1534	U

Continued on next page...

Continued from previous page...

Mol	Chain	Res	Type
31	CA	1535	A
31	CA	1536	C
31	CA	1537	G
31	CA	1565	C
31	CA	1569	A
31	CA	1578	U
31	CA	1583	A
31	CA	1584	U
31	CA	1585	C
31	CA	1607	C
31	CA	1608	A
31	CA	1609	A
31	CA	1610	A
31	CA	1616	A
31	CA	1617	C
31	CA	1647	U
31	CA	1648	U
31	CA	1649	G
31	CA	1660	G
31	CA	1674	G
31	CA	1675	C
31	CA	1694	C
31	CA	1695	G
31	CA	1703	G
31	CA	1715	G
31	CA	1729	U
31	CA	1730	C
31	CA	1732	C
31	CA	1738	G
31	CA	1744	A
31	CA	1750	G
31	CA	1758	U
31	CA	1764	C
31	CA	1773	A
31	CA	1782	U
31	CA	1786	A
31	CA	1800	C
31	CA	1801	A
31	CA	1808	A
31	CA	1816	C
31	CA	1826	G
31	CA	1828	G

Continued on next page...

Continued from previous page...

Mol	Chain	Res	Type
31	CA	1829	A
31	CA	1833	C
31	CA	1834	U
31	CA	1839	G
31	CA	1869	G
31	CA	1870	C
31	CA	1871	A
31	CA	1872	A
31	CA	1873	G
31	CA	1889	A
31	CA	1900	A
31	CA	1901	A
31	CA	1903	G
31	CA	1906	G
31	CA	1907	G
31	CA	1914	C
31	CA	1929	G
31	CA	1930	G
31	CA	1931	U
31	CA	1937	A
31	CA	1938	A
31	CA	1955	U
31	CA	1967	C
31	CA	1970	A
31	CA	1972	G
31	CA	1991	U
31	CA	1993	U
31	CA	1997	C
31	CA	2022	U
31	CA	2023	C
31	CA	2033	A
31	CA	2035	G
31	CA	2036	C
31	CA	2043	C
31	CA	2049	G
31	CA	2051	A
31	CA	2055	C
31	CA	2056	G
31	CA	2060	A
31	CA	2061	G
31	CA	2062	A
31	CA	2069	G7M

Continued on next page...

Continued from previous page...

Mol	Chain	Res	Type
31	CA	2072	C
31	CA	2080	A
31	CA	2093	G
31	CA	2095	A
31	CA	2100	G
31	CA	2108	A
31	CA	2110	G
31	CA	2111	U
31	CA	2112	G
31	CA	2113	U
31	CA	2115	G
31	CA	2117	A
31	CA	2118	U
31	CA	2119	A
31	CA	2124	G
31	CA	2125	G
31	CA	2126	A
31	CA	2127	G
31	CA	2128	G
31	CA	2131	U
31	CA	2132	U
31	CA	2133	G
31	CA	2146	C
31	CA	2147	A
31	CA	2157	G
31	CA	2158	A
31	CA	2159	G
31	CA	2160	C
31	CA	2162	G
31	CA	2164	C
31	CA	2165	C
31	CA	2171	A
31	CA	2172	U
31	CA	2173	A
31	CA	2174	C
31	CA	2178	C
31	CA	2183	A
31	CA	2190	G
31	CA	2195	U
31	CA	2198	A
31	CA	2203	U
31	CA	2204	G

Continued on next page...

Continued from previous page...

Mol	Chain	Res	Type
31	CA	2211	A
31	CA	2225	A
31	CA	2226	C
31	CA	2238	G
31	CA	2239	G
31	CA	2259	U
31	CA	2268	A
31	CA	2278	A
31	CA	2279	G
31	CA	2280	G
31	CA	2282	G
31	CA	2283	C
31	CA	2287	A
31	CA	2288	A
31	CA	2305	U
31	CA	2311	A
31	CA	2322	A
31	CA	2326	C
31	CA	2327	A
31	CA	2331	G
31	CA	2333	A
31	CA	2335	A
31	CA	2343	U
31	CA	2345	G
31	CA	2347	C
31	CA	2350	C
31	CA	2354	C
31	CA	2357	G
31	CA	2361	G
31	CA	2383	G
31	CA	2385	C
31	CA	2388	A
31	CA	2393	U
31	CA	2402	U
31	CA	2403	C
31	CA	2406	A
31	CA	2410	G
31	CA	2424	C
31	CA	2425	A
31	CA	2426	A
31	CA	2429	G
31	CA	2430	A

Continued on next page...

Continued from previous page...

Mol	Chain	Res	Type
31	CA	2435	A
31	CA	2436	G
31	CA	2441	U
31	CA	2448	A
31	CA	2465	C
31	CA	2476	A
31	CA	2484	G
31	CA	2491	U
31	CA	2494	G
31	CA	2498	OMC
31	CA	2502	G
31	CA	2505	G
31	CA	2518	A
31	CA	2520	C
31	CA	2529	G
31	CA	2547	A
31	CA	2549	G
31	CA	2554	U
31	CA	2566	A
31	CA	2567	G
31	CA	2573	C
31	CA	2578	G
31	CA	2582	G
31	CA	2585	U
31	CA	2599	G
31	CA	2603	G
31	CA	2606	C
31	CA	2609	U
31	CA	2613	U
31	CA	2629	U
31	CA	2630	G
31	CA	2634	A
31	CA	2645	G
31	CA	2646	C
31	CA	2661	G
31	CA	2663	G
31	CA	2681	C
31	CA	2682	A
31	CA	2689	U
31	CA	2690	U
31	CA	2693	G
31	CA	2714	G

Continued on next page...

Continued from previous page...

Mol	Chain	Res	Type
31	CA	2726	A
31	CA	2727	A
31	CA	2733	A
31	CA	2739	U
31	CA	2744	G
31	CA	2748	A
31	CA	2751	G
31	CA	2762	C
31	CA	2769	U
31	CA	2776	A
31	CA	2777	G
31	CA	2778	A
31	CA	2779	U
31	CA	2791	G
31	CA	2794	C
31	CA	2799	A
31	CA	2820	A
31	CA	2825	G
31	CA	2835	A
31	CA	2836	U
31	CA	2849	U
31	CA	2850	A
31	CA	2861	U
31	CA	2867	G
31	CA	2877	G
31	CA	2883	A
31	CA	2886	A
31	CA	2891	U
31	CA	2903	U
28	DB	9	G
28	DB	25	U
28	DB	35	C
28	DB	44	G
28	DB	45	A
28	DB	56	G
28	DB	57	A
28	DB	88	C
28	DB	89	U
28	DB	90	C
28	DB	109	A
28	DB	120	U
33	DA	10	A

Continued on next page...

Continued from previous page...

Mol	Chain	Res	Type
33	DA	12	U
33	DA	13	A
33	DA	34	U
33	DA	46	G
33	DA	51	G
33	DA	58	G
33	DA	63	A
33	DA	71	A
33	DA	74	A
33	DA	75	G
33	DA	80	G
33	DA	84	A
33	DA	86	G
33	DA	101	A
33	DA	102	U
33	DA	118	A
33	DA	119	A
33	DA	120	U
33	DA	138	U
33	DA	139	U
33	DA	140	C
33	DA	141	G
33	DA	142	A
33	DA	196	A
33	DA	199	A
33	DA	200	U
33	DA	215	G
33	DA	216	A
33	DA	221	A
33	DA	222	A
33	DA	248	G
33	DA	265	A
33	DA	266	G
33	DA	272	A
33	DA	276	U
33	DA	277	G
33	DA	278	A
33	DA	302	C
33	DA	308	G
33	DA	310	A
33	DA	311	A
33	DA	312	G

Continued on next page...

Continued from previous page...

Mol	Chain	Res	Type
33	DA	329	G
33	DA	330	A
33	DA	343	C
33	DA	345	A
33	DA	346	A
33	DA	352	A
33	DA	353	C
33	DA	362	A
33	DA	370	G
33	DA	372	G
33	DA	386	G
33	DA	387	U
33	DA	399	U
33	DA	403	U
33	DA	406	G
33	DA	411	G
33	DA	412	A
33	DA	420	C
33	DA	424	G
33	DA	451	U
33	DA	454	A
33	DA	455	C
33	DA	456	C
33	DA	459	U
33	DA	460	A
33	DA	480	A
33	DA	481	G
33	DA	491	G
33	DA	496	G
33	DA	503	A
33	DA	504	A
33	DA	505	A
33	DA	508	A
33	DA	518	G
33	DA	531	C
33	DA	532	A
33	DA	533	G
33	DA	543	G
33	DA	544	C
33	DA	546	U
33	DA	547	A
33	DA	548	G

Continued on next page...

Continued from previous page...

Mol	Chain	Res	Type
33	DA	549	G
33	DA	550	C
33	DA	551	G
33	DA	563	A
33	DA	573	U
33	DA	575	A
33	DA	586	A
33	DA	603	A
33	DA	613	A
33	DA	614	A
33	DA	615	U
33	DA	627	A
33	DA	634	C
33	DA	637	A
33	DA	645	C
33	DA	647	G
33	DA	653	U
33	DA	654	A
33	DA	655	A
33	DA	686	U
33	DA	687	C
33	DA	702	U
33	DA	717	C
33	DA	730	A
33	DA	747	5MU
33	DA	758	C
33	DA	764	A
33	DA	765	C
33	DA	775	G
33	DA	776	G
33	DA	782	A
33	DA	784	G
33	DA	785	G
33	DA	790	U
33	DA	792	A
33	DA	802	A
33	DA	805	G
33	DA	812	C
33	DA	827	U
33	DA	828	U
33	DA	858	G
33	DA	859	G

Continued on next page...

Continued from previous page...

Mol	Chain	Res	Type
33	DA	866	A
33	DA	870	U
33	DA	878	A
33	DA	883	G
33	DA	885	C
33	DA	896	A
33	DA	897	C
33	DA	910	A
33	DA	915	C
33	DA	931	U
33	DA	932	U
33	DA	946	C
33	DA	961	C
33	DA	974	G
33	DA	983	A
33	DA	984	A
33	DA	985	C
33	DA	996	A
33	DA	1005	C
33	DA	1012	U
33	DA	1013	C
33	DA	1022	G
33	DA	1023	U
33	DA	1026	G
33	DA	1033	U
33	DA	1040	A
33	DA	1047	G
33	DA	1061	U
33	DA	1062	G
33	DA	1069	A
33	DA	1070	A
33	DA	1073	A
33	DA	1083	U
33	DA	1088	A
33	DA	1090	A
33	DA	1096	A
33	DA	1097	U
33	DA	1112	G
33	DA	1128	G
33	DA	1129	A
33	DA	1130	U
33	DA	1132	U

Continued on next page...

Continued from previous page...

Mol	Chain	Res	Type
33	DA	1133	A
33	DA	1135	C
33	DA	1136	G
33	DA	1142	A
33	DA	1168	G
33	DA	1172	C
33	DA	1174	U
33	DA	1176	U
33	DA	1177	G
33	DA	1180	U
33	DA	1182	G
33	DA	1210	G
33	DA	1227	G
33	DA	1238	G
33	DA	1253	A
33	DA	1256	G
33	DA	1271	G
33	DA	1272	A
33	DA	1273	U
33	DA	1284	A
33	DA	1300	G
33	DA	1301	A
33	DA	1306	C
33	DA	1321	A
33	DA	1329	U
33	DA	1341	G
33	DA	1352	U
33	DA	1365	A
33	DA	1376	C
33	DA	1379	U
33	DA	1380	G
33	DA	1383	A
33	DA	1386	C
33	DA	1403	A
33	DA	1416	G
33	DA	1417	C
33	DA	1420	A
33	DA	1427	A
33	DA	1428	C
33	DA	1434	A
33	DA	1452	G
33	DA	1453	A

Continued on next page...

Continued from previous page...

Mol	Chain	Res	Type
33	DA	1458	U
33	DA	1460	U
33	DA	1482	G
33	DA	1490	A
33	DA	1493	C
33	DA	1494	A
33	DA	1497	U
33	DA	1508	A
33	DA	1509	A
33	DA	1510	G
33	DA	1515	A
33	DA	1523	U
33	DA	1532	A
33	DA	1534	U
33	DA	1535	A
33	DA	1536	C
33	DA	1537	G
33	DA	1569	A
33	DA	1578	U
33	DA	1583	A
33	DA	1584	U
33	DA	1585	C
33	DA	1607	C
33	DA	1608	A
33	DA	1609	A
33	DA	1610	A
33	DA	1616	A
33	DA	1639	C
33	DA	1647	U
33	DA	1648	U
33	DA	1649	G
33	DA	1660	G
33	DA	1674	G
33	DA	1694	C
33	DA	1715	G
33	DA	1729	U
33	DA	1730	C
33	DA	1732	C
33	DA	1738	G
33	DA	1744	A
33	DA	1758	U
33	DA	1764	C

Continued on next page...

Continued from previous page...

Mol	Chain	Res	Type
33	DA	1773	A
33	DA	1782	U
33	DA	1800	C
33	DA	1801	A
33	DA	1808	A
33	DA	1816	C
33	DA	1826	G
33	DA	1869	G
33	DA	1870	C
33	DA	1871	A
33	DA	1872	A
33	DA	1873	G
33	DA	1900	A
33	DA	1906	G
33	DA	1907	G
33	DA	1913	A
33	DA	1914	C
33	DA	1929	G
33	DA	1930	G
33	DA	1931	U
33	DA	1937	A
33	DA	1938	A
33	DA	1939	5MU
33	DA	1955	U
33	DA	1965	C
33	DA	1967	C
33	DA	1970	A
33	DA	1972	G
33	DA	1991	U
33	DA	1993	U
33	DA	1997	C
33	DA	2018	G
33	DA	2023	C
33	DA	2028	U
33	DA	2031	A
33	DA	2033	A
33	DA	2043	C
33	DA	2049	G
33	DA	2055	C
33	DA	2056	G
33	DA	2060	A
33	DA	2061	G

Continued on next page...

Continued from previous page...

Mol	Chain	Res	Type
33	DA	2062	A
33	DA	2069	G7M
33	DA	2080	A
33	DA	2093	G
33	DA	2097	A
33	DA	2100	G
33	DA	2105	U
33	DA	2111	U
33	DA	2112	G
33	DA	2113	U
33	DA	2116	G
33	DA	2117	A
33	DA	2118	U
33	DA	2119	A
33	DA	2120	G
33	DA	2123	G
33	DA	2125	G
33	DA	2126	A
33	DA	2128	G
33	DA	2131	U
33	DA	2132	U
33	DA	2133	G
33	DA	2134	A
33	DA	2135	A
33	DA	2145	C
33	DA	2146	C
33	DA	2148	G
33	DA	2158	A
33	DA	2159	G
33	DA	2160	C
33	DA	2161	C
33	DA	2162	G
33	DA	2163	A
33	DA	2164	C
33	DA	2165	C
33	DA	2167	U
33	DA	2168	G
33	DA	2169	A
33	DA	2170	A
33	DA	2171	A
33	DA	2172	U
33	DA	2173	A

Continued on next page...

Continued from previous page...

Mol	Chain	Res	Type
33	DA	2178	C
33	DA	2179	C
33	DA	2181	U
33	DA	2183	A
33	DA	2185	U
33	DA	2186	G
33	DA	2190	G
33	DA	2195	U
33	DA	2198	A
33	DA	2203	U
33	DA	2204	G
33	DA	2211	A
33	DA	2225	A
33	DA	2238	G
33	DA	2239	G
33	DA	2243	U
33	DA	2268	A
33	DA	2279	G
33	DA	2280	G
33	DA	2283	C
33	DA	2286	G
33	DA	2287	A
33	DA	2288	A
33	DA	2305	U
33	DA	2308	G
33	DA	2322	A
33	DA	2325	G
33	DA	2331	G
33	DA	2333	A
33	DA	2335	A
33	DA	2345	G
33	DA	2347	C
33	DA	2354	C
33	DA	2357	G
33	DA	2383	G
33	DA	2385	C
33	DA	2393	U
33	DA	2402	U
33	DA	2403	C
33	DA	2406	A
33	DA	2407	A
33	DA	2410	G

Continued on next page...

Continued from previous page...

Mol	Chain	Res	Type
33	DA	2423	U
33	DA	2424	C
33	DA	2425	A
33	DA	2435	A
33	DA	2441	U
33	DA	2445	2MG
33	DA	2448	A
33	DA	2476	A
33	DA	2484	G
33	DA	2491	U
33	DA	2494	G
33	DA	2502	G
33	DA	2505	G
33	DA	2518	A
33	DA	2529	G
33	DA	2547	A
33	DA	2566	A
33	DA	2567	G
33	DA	2573	C
33	DA	2585	U
33	DA	2586	U
33	DA	2603	G
33	DA	2609	U
33	DA	2613	U
33	DA	2623	G
33	DA	2629	U
33	DA	2630	G
33	DA	2634	A
33	DA	2661	G
33	DA	2663	G
33	DA	2682	A
33	DA	2689	U
33	DA	2690	U
33	DA	2691	C
33	DA	2714	G
33	DA	2718	G
33	DA	2719	G
33	DA	2720	U
33	DA	2726	A
33	DA	2733	A
33	DA	2739	U
33	DA	2744	G

Continued on next page...

Continued from previous page...

Mol	Chain	Res	Type
33	DA	2748	A
33	DA	2751	G
33	DA	2762	C
33	DA	2765	A
33	DA	2778	A
33	DA	2791	G
33	DA	2798	U
33	DA	2799	A
33	DA	2820	A
33	DA	2821	A
33	DA	2823	A
33	DA	2825	G
33	DA	2835	A
33	DA	2836	U
33	DA	2861	U
33	DA	2867	G
33	DA	2877	G
33	DA	2883	A
33	DA	2891	U
33	DA	2903	U

All (248) RNA pucker outliers are listed below:

Mol	Chain	Res	Type
1	AA	5	U
1	AA	7	A
1	AA	30	U
1	AA	70	U
1	AA	88	U
1	AA	89	U
1	AA	181	A
1	AA	209	U
1	AA	281	G
1	AA	305	G
1	AA	367	U
1	AA	413	G
1	AA	422	C
1	AA	438	U
1	AA	485	U
1	AA	653	U
1	AA	702	A
1	AA	733	G

Continued on next page...

Continued from previous page...

Mol	Chain	Res	Type
1	AA	793	U
1	AA	841	C
1	AA	872	A
1	AA	884	U
1	AA	992	U
1	AA	1086	U
1	AA	1094	G
1	AA	1137	C
1	AA	1139	G
1	AA	1140	C
1	AA	1141	C
1	AA	1224	U
1	AA	1225	A
1	AA	1281	C
1	AA	1299	A
1	AA	1319	A
1	AA	1380	U
1	AA	1397	C
1	AA	1447	A
1	AA	1452	C
1	BA	5	U
1	BA	7	A
1	BA	30	U
1	BA	70	U
1	BA	86	G
1	BA	89	U
1	BA	181	A
1	BA	209	U
1	BA	246	A
1	BA	281	G
1	BA	305	G
1	BA	367	U
1	BA	411	A
1	BA	422	C
1	BA	438	U
1	BA	485	U
1	BA	559	A
1	BA	561	U
1	BA	653	U
1	BA	702	A
1	BA	733	G
1	BA	793	U

Continued on next page...

Continued from previous page...

Mol	Chain	Res	Type
1	BA	842	U
1	BA	872	A
1	BA	884	U
1	BA	992	U
1	BA	1008	U
1	BA	1086	U
1	BA	1094	G
1	BA	1137	C
1	BA	1139	G
1	BA	1140	C
1	BA	1141	C
1	BA	1224	U
1	BA	1225	A
1	BA	1281	C
1	BA	1299	A
1	BA	1319	A
1	BA	1362	A
1	BA	1363	A
1	BA	1380	U
1	BA	1447	A
1	BA	1452	C
1	BA	1493	A
31	CA	33	C
31	CA	62	U
31	CA	83	A
31	CA	138	U
31	CA	139	U
31	CA	141	G
31	CA	177	G
31	CA	196	A
31	CA	199	A
31	CA	228	C
31	CA	271	G
31	CA	278	A
31	CA	310	A
31	CA	345	A
31	CA	361	G
31	CA	386	G
31	CA	387	U
31	CA	403	U
31	CA	404	A
31	CA	411	G

Continued on next page...

Continued from previous page...

Mol	Chain	Res	Type
31	CA	455	C
31	CA	503	A
31	CA	506	G
31	CA	527	C
31	CA	555	G
31	CA	620	G
31	CA	684	G
31	CA	685	A
31	CA	764	A
31	CA	784	G
31	CA	846	U
31	CA	913	U
31	CA	961	C
31	CA	973	A
31	CA	980	A
31	CA	984	A
31	CA	1045	C
31	CA	1046	A
31	CA	1061	U
31	CA	1069	A
31	CA	1070	A
31	CA	1088	A
31	CA	1089	A
31	CA	1128	G
31	CA	1133	A
31	CA	1141	U
31	CA	1253	A
31	CA	1288	G
31	CA	1300	G
31	CA	1320	C
31	CA	1329	U
31	CA	1379	U
31	CA	1396	U
31	CA	1452	G
31	CA	1490	A
31	CA	1497	U
31	CA	1509	A
31	CA	1535	A
31	CA	1536	C
31	CA	1607	C
31	CA	1609	A
31	CA	1647	U

Continued on next page...

Continued from previous page...

Mol	Chain	Res	Type
31	CA	1730	C
31	CA	1786	A
31	CA	1800	C
31	CA	1818	U
31	CA	1870	C
31	CA	1871	A
31	CA	1900	A
31	CA	1966	A
31	CA	2035	G
31	CA	2043	C
31	CA	2095	A
31	CA	2119	A
31	CA	2126	A
31	CA	2146	C
31	CA	2157	G
31	CA	2164	C
31	CA	2225	A
31	CA	2282	G
31	CA	2286	G
31	CA	2326	C
31	CA	2423	U
31	CA	2425	A
31	CA	2517	C
31	CA	2645	G
31	CA	2680	U
31	CA	2681	C
31	CA	2778	A
31	CA	2779	U
31	CA	2790	U
31	CA	2849	U
31	CA	2873	A
31	CA	2893	A
33	DA	62	U
33	DA	101	A
33	DA	138	U
33	DA	141	G
33	DA	177	G
33	DA	196	A
33	DA	199	A
33	DA	228	C
33	DA	271	G
33	DA	278	A

Continued on next page...

Continued from previous page...

Mol	Chain	Res	Type
33	DA	310	A
33	DA	345	A
33	DA	370	G
33	DA	387	U
33	DA	403	U
33	DA	455	C
33	DA	503	A
33	DA	532	A
33	DA	620	G
33	DA	764	A
33	DA	784	G
33	DA	961	C
33	DA	984	A
33	DA	1046	A
33	DA	1061	U
33	DA	1069	A
33	DA	1070	A
33	DA	1089	A
33	DA	1128	G
33	DA	1133	A
33	DA	1141	U
33	DA	1171	G
33	DA	1175	A
33	DA	1253	A
33	DA	1286	A
33	DA	1288	G
33	DA	1300	G
33	DA	1396	U
33	DA	1490	A
33	DA	1497	U
33	DA	1509	A
33	DA	1523	U
33	DA	1535	A
33	DA	1536	C
33	DA	1565	C
33	DA	1607	C
33	DA	1609	A
33	DA	1647	U
33	DA	1730	C
33	DA	1800	C
33	DA	1870	C
33	DA	1871	A

Continued on next page...

Continued from previous page...

Mol	Chain	Res	Type
33	DA	1939	5MU
33	DA	2097	A
33	DA	2119	A
33	DA	2127	G
33	DA	2146	C
33	DA	2157	G
33	DA	2158	A
33	DA	2164	C
33	DA	2282	G
33	DA	2286	G
33	DA	2311	A
33	DA	2406	A
33	DA	2423	U
33	DA	2585	U
33	DA	2778	A
33	DA	2779	U
33	DA	2790	U
33	DA	2798	U
33	DA	2849	U
33	DA	2873	A

5.4 Non-standard residues in protein, DNA, RNA chains [i](#)

75 non-standard protein/DNA/RNA residues are modelled in this entry.

In the following table, the Counts columns list the number of bonds (or angles) for which Mogul statistics could be retrieved, the number of bonds (or angles) that are observed in the model and the number of bonds (or angles) that are defined in the Chemical Component Dictionary. The Link column lists molecule types, if any, to which the group is linked. The Z score for a bond length (or angle) is the number of standard deviations the observed value is removed from the expected value. A bond length (or angle) with $|Z| > 2$ is considered an outlier worth inspection. RMSZ is the root-mean-square of all Z scores of the bond lengths (or angles).

Mol	Type	Chain	Res	Link	Bond lengths			Bond angles		
					Counts	RMSZ	$\# Z > 2$	Counts	RMSZ	$\# Z > 2$
31	G7M	CA	2069	31	20,26,27	0.50	0	17,39,42	0.36	0
31	2MA	CA	2503	31	17,25,26	0.79	0	17,37,40	0.45	0
31	5MC	CA	1962	31	18,22,23	0.27	0	26,32,35	0.38	0
32	MEQ	DD	150[B]	32	8,9,10	1.28	1 (12%)	5,10,12	0.91	0
33	PSU	DA	2580	33	18,21,22	0.63	0	22,30,33	0.56	0
33	5MU	DA	1939	33	19,22,23	0.71	1 (5%)	28,32,35	0.42	0
33	6MZ	DA	2030	33	18,25,26	0.97	1 (5%)	16,36,39	0.96	1 (6%)

Mol	Type	Chain	Res	Link	Bond lengths			Bond angles		
					Counts	RMSZ	# Z > 2	Counts	RMSZ	# Z > 2
33	5MU	DA	747	33	19,22,23	0.32	0	28,32,35	0.36	0
33	2MG	DA	1835	33	18,26,27	0.91	2 (11%)	16,38,41	0.57	0
1	2MG	BA	966	1	18,26,27	0.74	0	16,38,41	0.59	0
31	PSU	CA	1917	31	18,21,22	0.32	0	22,30,33	0.43	0
31	PSU	CA	955	31	18,21,22	0.33	0	22,30,33	0.44	0
31	6MZ	CA	1618	31	18,25,26	0.85	0	16,36,39	1.18	1 (6%)
33	OMG	DA	2251	33	18,26,27	0.90	1 (5%)	19,38,41	0.55	0
1	2MG	BA	1207	1	18,26,27	0.81	0	16,38,41	0.60	0
1	PSU	BA	516	1	18,21,22	0.37	0	22,30,33	0.42	0
33	PSU	DA	2457	33	18,21,22	0.57	0	22,30,33	0.44	0
33	OMU	DA	2552	33	19,22,23	0.50	0	26,31,34	0.26	0
33	2MG	DA	2445	33	18,26,27	1.08	1 (5%)	16,38,41	0.56	0
1	5MC	AA	1407	1	18,22,23	0.34	0	26,32,35	0.48	0
31	OMG	CA	2251	31	18,26,27	0.70	0	19,38,41	0.72	0
12	D2T	BL	89	12	7,9,10	0.61	0	6,11,13	0.73	0
31	PSU	CA	2504	31	18,21,22	0.43	0	22,30,33	0.38	0
1	UR3	AA	1498	1	19,22,23	0.50	0	26,32,35	0.39	0
33	PSU	DA	2604	33	18,21,22	0.50	0	22,30,33	0.48	0
1	MA6	AA	1519	1	19,26,27	0.85	0	18,38,41	1.02	1 (5%)
12	D2T	AL	89	12	7,9,10	0.88	0	6,11,13	0.98	0
33	6MZ	DA	1618	33	18,25,26	0.78	0	16,36,39	0.81	1 (6%)
33	PSU	DA	1911	33	18,21,22	0.36	0	22,30,33	0.41	0
1	MA6	BA	1518	1	19,26,27	0.76	0	18,38,41	1.14	1 (5%)
31	3TD	CA	1915	31	18,22,23	0.48	0	22,32,35	0.49	0
1	2MG	AA	966	1	18,26,27	0.69	0	16,38,41	0.61	0
1	G7M	AA	527	1	20,26,27	0.64	0	17,39,42	0.76	1 (5%)
31	PSU	CA	2580	31	18,21,22	0.50	0	22,30,33	0.55	0
31	2MG	CA	2445	31	18,26,27	0.94	1 (5%)	16,38,41	0.59	0
33	PSU	DA	746	33,56	18,21,22	1.02	2 (11%)	22,30,33	0.37	0
31	PSU	CA	2457	31	18,21,22	0.60	0	22,30,33	0.51	0
31	PSU	CA	2605	31	18,21,22	0.38	0	22,30,33	0.50	0
33	3TD	DA	1915	33	18,22,23	0.44	0	22,32,35	0.49	0
31	OMU	CA	2552	31	19,22,23	0.34	0	26,31,34	0.28	0
31	6MZ	CA	2030	31	18,25,26	0.82	0	16,36,39	0.76	1 (6%)
31	OMC	CA	2498	31,56	19,22,23	0.44	0	26,31,34	0.37	0
1	UR3	BA	1498	1	19,22,23	0.38	0	26,32,35	0.39	0
1	5MC	AA	967	1	18,22,23	0.30	0	26,32,35	0.36	0
31	5MU	CA	747	31	19,22,23	0.22	0	28,32,35	0.32	0
1	5MC	BA	1407	1	18,22,23	0.42	0	26,32,35	0.47	0
1	2MG	AA	1207	1	18,26,27	0.80	0	16,38,41	0.64	0

Mol	Type	Chain	Res	Link	Bond lengths			Bond angles		
					Counts	RMSZ	# Z > 2	Counts	RMSZ	# Z > 2
33	1MG	DA	745	33	18,26,27	0.70	0	19,39,42	0.41	0
33	PSU	DA	1917	33	18,21,22	0.44	0	22,30,33	0.45	0
33	5MC	DA	1962	33	18,22,23	0.54	1 (5%)	26,32,35	0.44	0
31	PSU	CA	746	31,56	18,21,22	0.71	1 (5%)	22,30,33	0.58	0
42	4D4	DN	81[A]	-	9,11,12	1.49	1 (11%)	8,13,15	2.51	2 (25%)
33	G7M	DA	2069	33	20,26,27	0.68	0	17,39,42	0.65	0
1	PSU	AA	516	56,1	18,21,22	0.34	0	22,30,33	0.42	0
32	MEQ	DD	150[A]	32	8,9,10	0.43	0	5,10,12	0.67	0
1	2MG	AA	1516	1	18,26,27	0.87	0	16,38,41	0.50	0
1	MA6	BA	1519	1	19,26,27	0.84	0	18,38,41	1.01	1 (5%)
33	H2U	DA	2449	33	18,21,22	0.82	0	21,30,33	0.43	0
31	5MU	CA	1939	31	19,22,23	0.41	0	28,32,35	0.33	0
33	PSU	DA	2605	33	18,21,22	0.47	0	22,30,33	0.58	0
1	5MC	BA	967	1	18,22,23	0.35	0	26,32,35	0.37	0
31	PSU	CA	1911	31	18,21,22	0.35	0	22,30,33	0.42	0
42	4D4	CN	81	42	9,11,12	2.07	2 (22%)	8,13,15	2.17	2 (25%)
42	4D4	DN	81[B]	-	9,11,12	1.68	1 (11%)	8,13,15	2.63	2 (25%)
31	2MG	CA	1835	31	18,26,27	0.87	0	16,38,41	0.47	0
33	2MA	DA	2503	33,56	17,25,26	0.86	0	17,37,40	0.53	0
33	OMC	DA	2498	33,56	19,22,23	0.60	1 (5%)	26,31,34	0.43	0
1	MA6	AA	1518	1	19,26,27	0.79	0	18,38,41	1.04	1 (5%)
1	2MG	BA	1516	1	18,26,27	0.83	0	16,38,41	0.50	0
1	G7M	BA	527	1	20,26,27	0.69	0	17,39,42	0.45	0
33	PSU	DA	2504	33	18,21,22	0.59	0	22,30,33	0.33	0
1	4OC	AA	1402	1	20,23,24	0.32	0	26,32,35	0.57	1 (3%)
1	4OC	BA	1402	1	20,23,24	0.37	0	26,32,35	0.55	1 (3%)
33	PSU	DA	955	33	18,21,22	0.53	0	22,30,33	0.43	0
31	1MG	CA	745	31	18,26,27	0.77	0	19,39,42	0.59	0

In the following table, the Chirals column lists the number of chiral outliers, the number of chiral centers analysed, the number of these observed in the model and the number defined in the Chemical Component Dictionary. Similar counts are reported in the Torsion and Rings columns. '-' means no outliers of that kind were identified.

Mol	Type	Chain	Res	Link	Chirals	Torsions	Rings
31	G7M	CA	2069	31	-	1/3/25/26	0/3/3/3
31	2MA	CA	2503	31	-	1/3/25/26	0/3/3/3
31	5MC	CA	1962	31	-	0/7/25/26	0/2/2/2
32	MEQ	DD	150[B]	32	-	4/8/9/11	-
33	PSU	DA	2580	33	-	0/7/25/26	0/2/2/2

Continued on next page...

Continued from previous page...

Mol	Type	Chain	Res	Link	Chirals	Torsions	Rings
33	5MU	DA	1939	33	-	1/7/25/26	0/2/2/2
33	6MZ	DA	2030	33	-	1/5/27/28	0/3/3/3
33	5MU	DA	747	33	-	0/7/25/26	0/2/2/2
33	2MG	DA	1835	33	-	0/5/27/28	0/3/3/3
1	2MG	BA	966	1	-	0/5/27/28	0/3/3/3
31	PSU	CA	1917	31	-	0/7/25/26	0/2/2/2
31	PSU	CA	955	31	-	0/7/25/26	0/2/2/2
31	6MZ	CA	1618	31	-	1/5/27/28	0/3/3/3
33	OMG	DA	2251	33	-	1/5/27/28	0/3/3/3
1	2MG	BA	1207	1	-	0/5/27/28	0/3/3/3
1	PSU	BA	516	1	-	0/7/25/26	0/2/2/2
33	PSU	DA	2457	33	-	0/7/25/26	0/2/2/2
33	OMU	DA	2552	33	-	1/9/27/28	0/2/2/2
33	2MG	DA	2445	33	-	2/5/27/28	0/3/3/3
1	5MC	AA	1407	1	-	0/7/25/26	0/2/2/2
31	OMG	CA	2251	31	-	1/5/27/28	0/3/3/3
12	D2T	BL	89	12	-	6/7/12/14	-
31	PSU	CA	2504	31	-	0/7/25/26	0/2/2/2
1	UR3	AA	1498	1	-	0/7/25/26	0/2/2/2
33	PSU	DA	2604	33	-	0/7/25/26	0/2/2/2
1	MA6	AA	1519	1	-	3/7/29/30	0/3/3/3
12	D2T	AL	89	12	-	3/7/12/14	-
33	6MZ	DA	1618	33	-	0/5/27/28	0/3/3/3
33	PSU	DA	1911	33	-	0/7/25/26	0/2/2/2
1	MA6	BA	1518	1	-	0/7/29/30	0/3/3/3
31	3TD	CA	1915	31	-	0/7/25/26	0/2/2/2
1	2MG	AA	966	1	-	0/5/27/28	0/3/3/3
1	G7M	AA	527	1	-	2/3/25/26	0/3/3/3
31	PSU	CA	2580	31	-	0/7/25/26	0/2/2/2
31	2MG	CA	2445	31	-	1/5/27/28	0/3/3/3
33	PSU	DA	746	33,56	-	1/7/25/26	0/2/2/2
31	PSU	CA	2457	31	-	0/7/25/26	0/2/2/2
31	PSU	CA	2605	31	-	0/7/25/26	0/2/2/2
33	3TD	DA	1915	33	-	0/7/25/26	0/2/2/2
31	OMU	CA	2552	31	-	1/9/27/28	0/2/2/2
31	6MZ	CA	2030	31	-	2/5/27/28	0/3/3/3
31	OMC	CA	2498	31,56	-	1/9/27/28	0/2/2/2
1	UR3	BA	1498	1	-	0/7/25/26	0/2/2/2
1	5MC	AA	967	1	-	0/7/25/26	0/2/2/2
31	5MU	CA	747	31	-	0/7/25/26	0/2/2/2
1	5MC	BA	1407	1	-	0/7/25/26	0/2/2/2

Continued on next page...

Continued from previous page...

Mol	Type	Chain	Res	Link	Chirals	Torsions	Rings
1	2MG	AA	1207	1	-	0/5/27/28	0/3/3/3
33	1MG	DA	745	33	-	0/3/25/26	0/3/3/3
33	PSU	DA	1917	33	-	0/7/25/26	0/2/2/2
33	5MC	DA	1962	33	-	0/7/25/26	0/2/2/2
31	PSU	CA	746	31,56	-	4/7/25/26	0/2/2/2
42	4D4	DN	81[A]	-	-	1/11/12/14	-
33	G7M	DA	2069	33	-	2/3/25/26	0/3/3/3
1	PSU	AA	516	56,1	-	0/7/25/26	0/2/2/2
32	MEQ	DD	150[A]	32	-	4/8/9/11	-
1	2MG	AA	1516	1	-	0/5/27/28	0/3/3/3
1	MA6	BA	1519	1	-	3/7/29/30	0/3/3/3
33	H2U	DA	2449	33	-	0/7/38/39	0/2/2/2
31	5MU	CA	1939	31	-	0/7/25/26	0/2/2/2
33	PSU	DA	2605	33	-	0/7/25/26	0/2/2/2
1	5MC	BA	967	1	-	0/7/25/26	0/2/2/2
31	PSU	CA	1911	31	-	0/7/25/26	0/2/2/2
42	4D4	CN	81	42	-	1/11/12/14	-
42	4D4	DN	81[B]	-	-	3/11/12/14	-
31	2MG	CA	1835	31	-	0/5/27/28	0/3/3/3
33	2MA	DA	2503	33,56	-	1/3/25/26	0/3/3/3
33	OMC	DA	2498	33,56	-	0/9/27/28	0/2/2/2
1	MA6	AA	1518	1	-	0/7/29/30	0/3/3/3
1	2MG	BA	1516	1	-	0/5/27/28	0/3/3/3
1	G7M	BA	527	1	-	2/3/25/26	0/3/3/3
33	PSU	DA	2504	33	-	0/7/25/26	0/2/2/2
1	4OC	AA	1402	1	-	0/9/29/30	0/2/2/2
1	4OC	BA	1402	1	-	0/9/29/30	0/2/2/2
33	PSU	DA	955	33	-	0/7/25/26	0/2/2/2
31	1MG	CA	745	31	-	0/3/25/26	0/3/3/3

All (17) bond length outliers are listed below:

Mol	Chain	Res	Type	Atoms	Z	Observed(Å)	Ideal(Å)
42	CN	81	4D4	CZ-NE	5.63	1.44	1.33
42	DN	81[B]	4D4	CZ-NE	4.65	1.42	1.33
42	DN	81[A]	4D4	CZ-NE	3.89	1.41	1.33
32	DD	150[B]	MEQ	CB-CA	3.47	1.58	1.53
33	DA	746	PSU	O4'-C1'	-3.36	1.39	1.43
31	CA	746	PSU	O4'-C1'	-2.33	1.40	1.43
33	DA	1939	5MU	O5'-C5'	-2.28	1.39	1.44
31	CA	2445	2MG	O5'-C5'	-2.28	1.39	1.44

Continued on next page...

Continued from previous page...

Mol	Chain	Res	Type	Atoms	Z	Observed(Å)	Ideal(Å)
33	DA	1835	2MG	C8-N7	-2.25	1.31	1.35
42	CN	81	4D4	CZ-NH1	2.24	1.44	1.34
33	DA	2498	OMC	O5'-C5'	-2.24	1.39	1.44
33	DA	746	PSU	C2'-C1'	-2.21	1.50	1.53
33	DA	2445	2MG	C8-N7	-2.09	1.31	1.35
33	DA	2251	OMG	C8-N7	-2.05	1.31	1.35
33	DA	1962	5MC	O5'-C5'	-2.03	1.39	1.44
33	DA	2030	6MZ	O3'-C3'	-2.02	1.38	1.43
33	DA	1835	2MG	C5-C4	-2.02	1.37	1.43

All (17) bond angle outliers are listed below:

Mol	Chain	Res	Type	Atoms	Z	Observed(°)	Ideal(°)
42	DN	81[B]	4D4	NE-CZ-NH2	6.34	131.84	120.70
42	DN	81[A]	4D4	NE-CZ-NH2	5.62	130.58	120.70
42	CN	81	4D4	NE-CZ-NH2	5.13	129.71	120.70
1	BA	1518	MA6	N1-C6-N6	-3.65	113.22	117.06
31	CA	1618	6MZ	C9-N6-C6	3.58	125.96	122.87
42	DN	81[A]	4D4	NH1-CZ-NE	-3.34	111.48	119.19
1	AA	1518	MA6	N1-C6-N6	-3.04	113.86	117.06
42	DN	81[B]	4D4	NH1-CZ-NE	-3.01	112.24	119.19
1	AA	1519	MA6	N1-C6-N6	-2.69	114.23	117.06
1	BA	1519	MA6	N1-C6-N6	-2.65	114.26	117.06
42	CN	81	4D4	NH1-CZ-NE	-2.56	113.29	119.19
1	AA	1402	4OC	CM4-N4-C4	2.36	127.07	122.45
1	AA	527	G7M	O4'-C1'-C2'	-2.27	103.60	106.93
1	BA	1402	4OC	CM4-N4-C4	2.17	126.70	122.45
31	CA	2030	6MZ	C2-N1-C6	2.08	118.38	116.59
33	DA	2030	6MZ	C2-N1-C6	2.04	118.34	116.59
33	DA	1618	6MZ	C2-N1-C6	2.02	118.32	116.59

There are no chirality outliers.

All (55) torsion outliers are listed below:

Mol	Chain	Res	Type	Atoms
1	AA	527	G7M	C3'-C4'-C5'-O5'
12	AL	89	D2T	O-C-CA-CB
12	AL	89	D2T	CG-CB-SB-CB1
1	BA	527	G7M	O4'-C4'-C5'-O5'
1	BA	527	G7M	C3'-C4'-C5'-O5'
12	BL	89	D2T	O-C-CA-CB
12	BL	89	D2T	CA-CB-SB-CB1

Continued on next page...

Continued from previous page...

Mol	Chain	Res	Type	Atoms
12	BL	89	D2T	CA-CB-CG-OD1
12	BL	89	D2T	CA-CB-CG-OD2
12	BL	89	D2T	SB-CB-CG-OD2
31	CA	746	PSU	C2'-C1'-C5-C6
32	DD	150[A]	MEQ	N-CA-CB-CG
32	DD	150[A]	MEQ	C-CA-CB-CG
32	DD	150[B]	MEQ	N-CA-CB-CG
32	DD	150[B]	MEQ	O-C-CA-CB
33	DA	2251	OMG	C1'-C2'-O2'-CM2
42	DN	81[B]	4D4	OB-CB-CG-CD
1	AA	527	G7M	O4'-C4'-C5'-O5'
33	DA	2445	2MG	C3'-C4'-C5'-O5'
32	DD	150[A]	MEQ	OE1-CD-CG-CB
42	DN	81[B]	4D4	CA-CB-CG-CD
1	AA	1519	MA6	O4'-C4'-C5'-O5'
1	BA	1519	MA6	O4'-C4'-C5'-O5'
33	DA	2445	2MG	O4'-C4'-C5'-O5'
32	DD	150[A]	MEQ	NE2-CD-CG-CB
32	DD	150[B]	MEQ	C-CA-CB-CG
31	CA	2030	6MZ	O4'-C4'-C5'-O5'
32	DD	150[B]	MEQ	CA-CB-CG-CD
31	CA	1618	6MZ	C4'-C5'-O5'-P
31	CA	746	PSU	O4'-C4'-C5'-O5'
1	AA	1519	MA6	C3'-C4'-C5'-O5'
31	CA	2503	2MA	O4'-C4'-C5'-O5'
33	DA	2503	2MA	O4'-C4'-C5'-O5'
33	DA	2069	G7M	C4'-C5'-O5'-P
1	BA	1519	MA6	C3'-C4'-C5'-O5'
12	AL	89	D2T	CA-CB-SB-CB1
31	CA	2069	G7M	O4'-C4'-C5'-O5'
1	AA	1519	MA6	C5-C6-N6-C9
1	BA	1519	MA6	C5-C6-N6-C9
31	CA	2030	6MZ	C3'-C4'-C5'-O5'
31	CA	2445	2MG	C3'-C4'-C5'-O5'
31	CA	2251	OMG	C1'-C2'-O2'-CM2
12	BL	89	D2T	CG-CB-SB-CB1
31	CA	746	PSU	O4'-C1'-C5-C6
33	DA	746	PSU	O4'-C1'-C5-C6
31	CA	746	PSU	C3'-C4'-C5'-O5'
33	DA	2069	G7M	O4'-C4'-C5'-O5'
31	CA	2552	OMU	C3'-C2'-O2'-CM2
33	DA	2552	OMU	C3'-C2'-O2'-CM2

Continued on next page...

Continued from previous page...

Mol	Chain	Res	Type	Atoms
33	DA	1939	5MU	O4'-C4'-C5'-O5'
33	DA	2030	6MZ	O4'-C4'-C5'-O5'
42	CN	81	4D4	O-C-CA-CB
42	DN	81[A]	4D4	O-C-CA-CB
42	DN	81[B]	4D4	O-C-CA-CB
31	CA	2498	OMC	C4'-C5'-O5'-P

There are no ring outliers.

15 monomers are involved in 14 short contacts:

Mol	Chain	Res	Type	Clashes	Symm-Clashes
31	CA	2503	2MA	1	0
32	DD	150[B]	MEQ	1	0
33	DA	2030	6MZ	1	0
31	CA	2251	OMG	1	0
12	BL	89	D2T	1	0
1	AA	1519	MA6	1	0
12	AL	89	D2T	1	0
1	BA	1518	MA6	1	0
31	CA	2552	OMU	1	0
31	CA	2030	6MZ	1	0
32	DD	150[A]	MEQ	2	0
1	BA	1519	MA6	1	0
31	CA	1835	2MG	1	0
33	DA	2503	2MA	1	0
1	AA	1518	MA6	1	0

5.5 Carbohydrates [i](#)

There are no monosaccharides in this entry.

5.6 Ligand geometry [i](#)

Of 549 ligands modelled in this entry, 469 are monoatomic - leaving 80 for Mogul analysis.

In the following table, the Counts columns list the number of bonds (or angles) for which Mogul statistics could be retrieved, the number of bonds (or angles) that are observed in the model and the number of bonds (or angles) that are defined in the Chemical Component Dictionary. The Link column lists molecule types, if any, to which the group is linked. The Z score for a bond length (or angle) is the number of standard deviations the observed value is removed from the

expected value. A bond length (or angle) with $|Z| > 2$ is considered an outlier worth inspection. RMSZ is the root-mean-square of all Z scores of the bond lengths (or angles).

Mol	Type	Chain	Res	Link	Bond lengths			Bond angles		
					Counts	RMSZ	# $ Z > 2$	Counts	RMSZ	# $ Z > 2$
58	MPD	AA	1676	-	7,7,7	0.61	0	9,10,10	0.52	0
63	PGE	DU	101	-	9,9,9	0.25	0	8,8,8	0.19	0
61	PEG	DQ	201	-	6,6,6	0.11	0	5,5,5	0.08	0
66	ACY	DA	3199	-	3,3,3	0.66	0	3,3,3	1.03	0
63	PGE	DA	3214	-	9,9,9	0.16	0	8,8,8	0.14	0
65	1PE	DA	3200	-	15,15,15	0.30	0	14,14,14	0.38	0
67	GUN	DA	3208	-	7,12,12	0.48	0	8,17,17	0.66	0
62	EDO	D1	101	-	3,3,3	0.65	0	2,2,2	0.04	0
62	EDO	DB	211	-	3,3,3	0.60	0	2,2,2	0.26	0
58	MPD	DA	3201	-	7,7,7	0.61	0	9,10,10	0.51	0
59	PUT	AA	1674	-	5,5,5	0.15	0	4,4,4	0.09	0
61	PEG	AL	201	-	6,6,6	0.19	0	5,5,5	0.10	0
57	PG4	DQ	202	-	12,12,12	0.18	0	11,11,11	0.12	0
63	PGE	DT	201	-	9,9,9	0.14	0	8,8,8	0.13	0
58	MPD	DS	203	-	7,7,7	0.28	0	9,10,10	0.39	0
62	EDO	D0	101	-	3,3,3	0.65	0	2,2,2	0.26	0
59	PUT	DA	3218	-	5,5,5	0.17	0	4,4,4	0.12	0
58	MPD	DK	201	-	7,7,7	0.84	0	9,10,10	0.34	0
61	PEG	DA	3198	-	6,6,6	0.21	0	5,5,5	0.15	0
58	MPD	DA	3188	-	7,7,7	0.59	0	9,10,10	0.48	0
63	PGE	D3	101	-	9,9,9	0.17	0	8,8,8	0.09	0
65	1PE	DA	3183	-	15,15,15	0.18	0	14,14,14	0.14	0
63	PGE	DA	3222	-	9,9,9	0.14	0	8,8,8	0.27	0
58	MPD	DN	201	-	7,7,7	0.90	1 (14%)	9,10,10	0.48	0
58	MPD	DA	3204	-	7,7,7	0.62	0	9,10,10	0.52	0
57	PG4	DS	202	-	12,12,12	0.29	0	11,11,11	0.23	0
63	PGE	DS	201	-	9,9,9	0.29	0	8,8,8	0.21	0
58	MPD	DE	302	-	7,7,7	0.70	0	9,10,10	0.47	0
68	TRS	DA	3217	-	7,7,7	0.22	0	9,9,9	0.22	0
59	PUT	DA	3202	-	5,5,5	0.10	0	4,4,4	0.12	0
62	EDO	DA	3195	-	3,3,3	0.64	0	2,2,2	0.27	0
61	PEG	D3	102	-	6,6,6	0.24	0	5,5,5	0.18	0
64	SPD	DA	3181	-	9,9,9	0.09	0	8,8,8	0.14	0
66	ACY	DA	3194	-	3,3,3	2.23	1 (33%)	3,3,3	2.18	2 (66%)
58	MPD	AA	1671	-	7,7,7	0.69	0	9,10,10	0.41	0
61	PEG	DA	3224	-	6,6,6	0.28	0	5,5,5	0.20	0
57	PG4	DA	3213	-	12,12,12	0.14	0	11,11,11	0.16	0
66	ACY	DA	3189	-	3,3,3	0.59	0	3,3,3	1.05	0
59	PUT	DA	3193	-	5,5,5	0.33	0	4,4,4	0.34	0
61	PEG	DP	201	-	6,6,6	0.12	0	5,5,5	0.04	0

Mol	Type	Chain	Res	Link	Bond lengths			Bond angles		
					Counts	RMSZ	# Z > 2	Counts	RMSZ	# Z > 2
62	EDO	DA	3192	-	3,3,3	0.55	0	2,2,2	0.30	0
59	PUT	DA	3226	-	5,5,5	0.12	0	4,4,4	0.10	0
62	EDO	DA	3205	-	3,3,3	0.79	0	2,2,2	0.04	0
58	MPD	DT	202	-	7,7,7	0.66	0	9,10,10	0.42	0
62	EDO	DA	3206	-	3,3,3	0.65	0	2,2,2	0.23	0
62	EDO	DB	210	-	3,3,3	0.60	0	2,2,2	0.19	0
64	SPD	DA	3185	-	9,9,9	0.13	0	8,8,8	0.14	0
59	PUT	DA	3209	-	5,5,5	0.20	0	4,4,4	0.06	0
59	PUT	AA	1672	-	5,5,5	0.19	0	4,4,4	0.11	0
59	PUT	DA	3216	-	5,5,5	0.21	0	4,4,4	0.18	0
59	PUT	AA	1675	-	5,5,5	0.22	0	4,4,4	0.09	0
58	MPD	DA	3207	-	7,7,7	0.76	0	9,10,10	0.43	0
63	PGE	DA	3211	-	9,9,9	0.10	0	8,8,8	0.08	0
64	SPD	DA	3221	-	9,9,9	0.12	0	8,8,8	0.31	0
57	PG4	DR	203	-	12,12,12	0.20	0	11,11,11	0.21	0
63	PGE	DD	302	-	9,9,9	0.16	0	8,8,8	0.11	0
64	SPD	DA	3203	-	9,9,9	0.19	0	8,8,8	0.21	0
62	EDO	DA	3196	-	3,3,3	0.63	0	2,2,2	0.11	0
61	PEG	DA	3197	-	6,6,6	0.16	0	5,5,5	0.08	0
62	EDO	DA	3212	-	3,3,3	0.64	0	2,2,2	0.35	0
58	MPD	DA	3228	-	7,7,7	0.62	0	9,10,10	0.30	0
61	PEG	D1	102	-	6,6,6	0.24	0	5,5,5	0.08	0
58	MPD	DE	301	-	7,7,7	0.79	0	9,10,10	0.45	0
57	PG4	BA	1642	-	12,12,12	0.17	0	11,11,11	0.17	0
57	PG4	DA	3191	-	12,12,12	0.19	0	11,11,11	0.21	0
62	EDO	DA	3227	-	3,3,3	0.60	0	2,2,2	0.31	0
59	PUT	DA	3210	-	5,5,5	0.20	0	4,4,4	0.09	0
62	EDO	DA	3001	-	3,3,3	0.58	0	2,2,2	0.41	0
58	MPD	DA	3190	-	7,7,7	0.57	0	9,10,10	0.61	0
61	PEG	DA	3215	-	6,6,6	0.14	0	5,5,5	0.04	0
59	PUT	DA	3187	-	5,5,5	0.27	0	4,4,4	0.11	0
63	PGE	DA	3184	-	9,9,9	0.25	0	8,8,8	0.32	0
59	PUT	AA	1673	-	5,5,5	0.11	0	4,4,4	0.12	0
59	PUT	DA	3186	-	5,5,5	0.31	0	4,4,4	0.18	0
59	PUT	DA	3219	-	5,5,5	0.21	0	4,4,4	0.26	0
61	PEG	DL	201	-	6,6,6	0.17	0	5,5,5	0.08	0
61	PEG	DA	3223	-	6,6,6	0.19	0	5,5,5	0.07	0
59	PUT	DA	3220	-	5,5,5	0.15	0	4,4,4	0.09	0
57	PG4	AA	1670	-	12,12,12	0.25	0	11,11,11	0.22	0
59	PUT	DA	3182	-	5,5,5	0.14	0	4,4,4	0.14	0

In the following table, the Chirals column lists the number of chiral outliers, the number of chiral centers analysed, the number of these observed in the model and the number defined in the

Chemical Component Dictionary. Similar counts are reported in the Torsion and Rings columns.
'-' means no outliers of that kind were identified.

Mol	Type	Chain	Res	Link	Chirals	Torsions	Rings
58	MPD	AA	1676	-	-	2/5/5/5	-
63	PGE	DU	101	-	-	3/7/7/7	-
61	PEG	DQ	201	-	-	1/4/4/4	-
63	PGE	DA	3214	-	-	3/7/7/7	-
65	1PE	DA	3200	-	-	5/13/13/13	-
67	GUN	DA	3208	-	-	-	0/2/2/2
62	EDO	D1	101	-	-	0/1/1/1	-
62	EDO	DB	211	-	-	0/1/1/1	-
58	MPD	DA	3201	-	-	3/5/5/5	-
59	PUT	AA	1674	-	-	1/3/3/3	-
61	PEG	AL	201	-	-	2/4/4/4	-
57	PG4	DQ	202	-	-	3/10/10/10	-
63	PGE	DT	201	-	-	5/7/7/7	-
58	MPD	DS	203	-	-	0/5/5/5	-
62	EDO	D0	101	-	-	1/1/1/1	-
59	PUT	DA	3218	-	-	0/3/3/3	-
58	MPD	DK	201	-	-	1/5/5/5	-
61	PEG	DA	3198	-	-	1/4/4/4	-
58	MPD	DA	3188	-	-	2/5/5/5	-
63	PGE	D3	101	-	-	2/7/7/7	-
65	1PE	DA	3183	-	-	5/13/13/13	-
63	PGE	DA	3222	-	-	3/7/7/7	-
58	MPD	DN	201	-	-	2/5/5/5	-
58	MPD	DA	3204	-	-	2/5/5/5	-
57	PG4	DS	202	-	-	2/10/10/10	-
63	PGE	DS	201	-	-	3/7/7/7	-
58	MPD	DE	302	-	-	2/5/5/5	-
68	TRS	DA	3217	-	-	0/9/9/9	-
59	PUT	DA	3202	-	-	1/3/3/3	-
62	EDO	DA	3195	-	-	0/1/1/1	-
61	PEG	D3	102	-	-	1/4/4/4	-
64	SPD	DA	3181	-	-	4/7/7/7	-
58	MPD	AA	1671	-	-	0/5/5/5	-
61	PEG	DA	3224	-	-	0/4/4/4	-
57	PG4	DA	3213	-	-	4/10/10/10	-
59	PUT	DA	3193	-	-	0/3/3/3	-

Continued on next page...

Continued from previous page...

Mol	Type	Chain	Res	Link	Chirals	Torsions	Rings
61	PEG	DP	201	-	-	2/4/4/4	-
62	EDO	DA	3192	-	-	0/1/1/1	-
59	PUT	DA	3226	-	-	0/3/3/3	-
62	EDO	DA	3205	-	-	0/1/1/1	-
58	MPD	DT	202	-	-	1/5/5/5	-
62	EDO	DA	3206	-	-	0/1/1/1	-
62	EDO	DB	210	-	-	0/1/1/1	-
64	SPD	DA	3185	-	-	1/7/7/7	-
59	PUT	DA	3209	-	-	0/3/3/3	-
59	PUT	AA	1672	-	-	0/3/3/3	-
59	PUT	DA	3216	-	-	0/3/3/3	-
59	PUT	AA	1675	-	-	1/3/3/3	-
58	MPD	DA	3207	-	-	0/5/5/5	-
63	PGE	DA	3211	-	-	3/7/7/7	-
64	SPD	DA	3221	-	-	2/7/7/7	-
57	PG4	DR	203	-	-	5/10/10/10	-
63	PGE	DD	302	-	-	4/7/7/7	-
64	SPD	DA	3203	-	-	1/7/7/7	-
62	EDO	DA	3196	-	-	0/1/1/1	-
61	PEG	DA	3197	-	-	1/4/4/4	-
62	EDO	DA	3212	-	-	0/1/1/1	-
58	MPD	DA	3228	-	-	1/5/5/5	-
61	PEG	D1	102	-	-	2/4/4/4	-
58	MPD	DE	301	-	-	1/5/5/5	-
57	PG4	BA	1642	-	-	1/10/10/10	-
57	PG4	DA	3191	-	-	4/10/10/10	-
62	EDO	DA	3227	-	-	0/1/1/1	-
59	PUT	DA	3210	-	-	0/3/3/3	-
62	EDO	DA	3001	-	-	0/1/1/1	-
58	MPD	DA	3190	-	-	2/5/5/5	-
61	PEG	DA	3215	-	-	2/4/4/4	-
59	PUT	DA	3187	-	-	0/3/3/3	-
63	PGE	DA	3184	-	-	3/7/7/7	-
59	PUT	AA	1673	-	-	0/3/3/3	-
59	PUT	DA	3186	-	-	0/3/3/3	-
59	PUT	DA	3219	-	-	1/3/3/3	-
61	PEG	DL	201	-	-	1/4/4/4	-
61	PEG	DA	3223	-	-	2/4/4/4	-
59	PUT	DA	3220	-	-	1/3/3/3	-

Continued on next page...

Continued from previous page...

Mol	Type	Chain	Res	Link	Chirals	Torsions	Rings
57	PG4	AA	1670	-	-	5/10/10/10	-
59	PUT	DA	3182	-	-	0/3/3/3	-

All (2) bond length outliers are listed below:

Mol	Chain	Res	Type	Atoms	Z	Observed(Å)	Ideal(Å)
66	DA	3194	ACY	O-C	3.56	1.38	1.22
58	DN	201	MPD	C3-C2	2.03	1.59	1.53

All (2) bond angle outliers are listed below:

Mol	Chain	Res	Type	Atoms	Z	Observed(°)	Ideal(°)
66	DA	3194	ACY	OXT-C-CH3	2.94	127.32	115.18
66	DA	3194	ACY	O-C-CH3	-2.24	113.59	122.33

There are no chirality outliers.

All (111) torsion outliers are listed below:

Mol	Chain	Res	Type	Atoms
58	AA	1676	MPD	C2-C3-C4-O4
58	DA	3201	MPD	C2-C3-C4-O4
58	DE	302	MPD	C2-C3-C4-O4
64	DA	3181	SPD	C3-C4-C5-N6
57	DR	203	PG4	O2-C3-C4-O3
65	DA	3200	1PE	OH5-C14-C24-OH4
65	DA	3200	1PE	OH4-C13-C23-OH3
57	DR	203	PG4	O3-C5-C6-O4
57	DS	202	PG4	O1-C1-C2-O2
63	DS	201	PGE	O2-C3-C4-O3
57	DQ	202	PG4	O1-C1-C2-O2
63	DA	3211	PGE	O2-C3-C4-O3
63	DA	3211	PGE	O1-C1-C2-O2
63	DU	101	PGE	O3-C5-C6-O4
62	D0	101	EDO	O1-C1-C2-O2
64	DA	3181	SPD	C2-C3-C4-C5
59	DA	3219	PUT	C1-C2-C3-C4
65	DA	3183	1PE	OH2-C12-C22-OH3
63	DA	3184	PGE	O3-C5-C6-O4
65	DA	3200	1PE	OH2-C12-C22-OH3
64	DA	3185	SPD	C2-C3-C4-C5
59	DA	3220	PUT	C1-C2-C3-C4

Continued on next page...

Continued from previous page...

Mol	Chain	Res	Type	Atoms
59	DA	3202	PUT	C1-C2-C3-C4
64	DA	3221	SPD	C4-C5-N6-C7
57	DR	203	PG4	C4-C3-O2-C2
61	DQ	201	PEG	C1-C2-O2-C3
63	DA	3184	PGE	C4-C3-O2-C2
63	DA	3214	PGE	C3-C4-O3-C5
63	DT	201	PGE	C3-C4-O3-C5
61	DA	3223	PEG	C1-C2-O2-C3
57	DA	3213	PG4	C3-C4-O3-C5
61	DA	3215	PEG	C1-C2-O2-C3
57	DA	3213	PG4	C8-C7-O4-C6
63	DA	3211	PGE	C4-C3-O2-C2
63	DA	3222	PGE	C1-C2-O2-C3
57	DR	203	PG4	C6-C5-O3-C4
57	DS	202	PG4	C4-C3-O2-C2
61	AL	201	PEG	C1-C2-O2-C3
61	DL	201	PEG	C4-C3-O2-C2
63	DU	101	PGE	C6-C5-O3-C4
61	DA	3198	PEG	C4-C3-O2-C2
65	DA	3183	1PE	C24-C14-OH5-C25
57	DA	3191	PG4	C4-C3-O2-C2
61	D1	102	PEG	C4-C3-O2-C2
63	DA	3214	PGE	C6-C5-O3-C4
63	D3	101	PGE	C4-C3-O2-C2
63	DS	201	PGE	C6-C5-O3-C4
61	DA	3223	PEG	C4-C3-O2-C2
65	DA	3200	1PE	C12-C22-OH3-C23
61	DA	3215	PEG	C4-C3-O2-C2
58	DA	3188	MPD	C2-C3-C4-C5
58	DA	3190	MPD	C2-C3-C4-C5
58	DE	301	MPD	C2-C3-C4-C5
63	DA	3214	PGE	C4-C3-O2-C2
63	DA	3184	PGE	C3-C4-O3-C5
61	DP	201	PEG	C1-C2-O2-C3
65	DA	3183	1PE	OH6-C15-C25-OH5
65	DA	3183	1PE	C16-C26-OH6-C15
63	DA	3222	PGE	C4-C3-O2-C2
58	DA	3190	MPD	C2-C3-C4-O4
58	DA	3204	MPD	C1-C2-C3-C4
58	DA	3228	MPD	C1-C2-C3-C4
63	DS	201	PGE	C1-C2-O2-C3
59	AA	1675	PUT	C1-C2-C3-C4

Continued on next page...

Continued from previous page...

Mol	Chain	Res	Type	Atoms
57	DA	3191	PG4	C6-C5-O3-C4
57	BA	1642	PG4	C8-C7-O4-C6
63	DA	3222	PGE	O2-C3-C4-O3
63	DT	201	PGE	C4-C3-O2-C2
57	AA	1670	PG4	O4-C7-C8-O5
57	DA	3191	PG4	O3-C5-C6-O4
57	AA	1670	PG4	C5-C6-O4-C7
63	DT	201	PGE	C1-C2-O2-C3
63	DD	302	PGE	O2-C3-C4-O3
61	AL	201	PEG	C4-C3-O2-C2
63	DT	201	PGE	O3-C5-C6-O4
61	D3	102	PEG	C4-C3-O2-C2
64	DA	3181	SPD	C7-C8-C9-N10
61	DP	201	PEG	C4-C3-O2-C2
63	DD	302	PGE	C4-C3-O2-C2
63	D3	101	PGE	C1-C2-O2-C3
64	DA	3181	SPD	C8-C7-N6-C5
65	DA	3183	1PE	C12-C22-OH3-C23
57	DA	3213	PG4	O4-C7-C8-O5
64	DA	3221	SPD	C8-C7-N6-C5
58	DA	3201	MPD	O2-C2-C3-C4
58	DA	3204	MPD	O2-C2-C3-C4
58	DN	201	MPD	O2-C2-C3-C4
57	DQ	202	PG4	C1-C2-O2-C3
63	DU	101	PGE	O1-C1-C2-O2
63	DD	302	PGE	C1-C2-O2-C3
65	DA	3200	1PE	C15-C25-OH5-C14
57	AA	1670	PG4	C3-C4-O3-C5
57	DQ	202	PG4	C5-C6-O4-C7
57	AA	1670	PG4	C4-C3-O2-C2
63	DD	302	PGE	C3-C4-O3-C5
64	DA	3203	SPD	C8-C7-N6-C5
61	D1	102	PEG	C1-C2-O2-C3
61	DA	3197	PEG	C1-C2-O2-C3
57	DA	3213	PG4	O1-C1-C2-O2
57	AA	1670	PG4	O1-C1-C2-O2
58	AA	1676	MPD	C2-C3-C4-C5
58	DA	3201	MPD	C2-C3-C4-C5
58	DE	302	MPD	C2-C3-C4-C5
58	DK	201	MPD	C2-C3-C4-C5
58	DT	202	MPD	C2-C3-C4-C5
57	DA	3191	PG4	O2-C3-C4-O3

Continued on next page...

Continued from previous page...

Mol	Chain	Res	Type	Atoms
57	DR	203	PG4	C3-C4-O3-C5
58	DA	3188	MPD	C2-C3-C4-O4
58	DN	201	MPD	C2-C3-C4-O4
63	DT	201	PGE	O2-C3-C4-O3
59	AA	1674	PUT	C1-C2-C3-C4

There are no ring outliers.

16 monomers are involved in 20 short contacts:

Mol	Chain	Res	Type	Clashes	Symm-Clashes
65	DA	3183	1PE	1	0
63	DA	3222	PGE	2	0
57	DS	202	PG4	1	0
63	DS	201	PGE	2	0
68	DA	3217	TRS	1	0
58	AA	1671	MPD	1	0
59	DA	3193	PUT	1	0
62	DA	3206	EDO	1	0
57	DR	203	PG4	3	0
61	D1	102	PEG	2	0
58	DE	301	MPD	1	0
57	BA	1642	PG4	1	0
57	DA	3191	PG4	1	0
59	DA	3210	PUT	1	0
58	DA	3190	MPD	1	0
57	AA	1670	PG4	1	0

5.7 Other polymers [i](#)

There are no such residues in this entry.

5.8 Polymer linkage issues [i](#)

There are no chain breaks in this entry.

6 Fit of model and data i

6.1 Protein, DNA and RNA chains i

In the following table, the column labelled ‘#RSRZ> 2’ contains the number (and percentage) of RSRZ outliers, followed by percent RSRZ outliers for the chain as percentile scores relative to all X-ray entries and entries of similar resolution. The OWAB column contains the minimum, median, 95th percentile and maximum values of the occupancy-weighted average B-factor per residue. The column labelled ‘Q< 0.9’ lists the number of (and percentage) of residues with an average occupancy less than 0.9.

Mol	Chain	Analysed	<RSRZ>	#RSRZ>2	OWAB(Å ²)	Q<0.9
1	AA	1523/1534 (99%)	-0.13	22 (1%) 75 58	40, 90, 219, 296	0
1	BA	1522/1534 (99%)	0.45	136 (8%) 9 3	46, 131, 271, 279	0
2	AB	224/224 (100%)	0.27	5 (2%) 62 41	65, 116, 194, 247	0
2	BB	224/224 (100%)	0.57	16 (7%) 16 6	91, 129, 190, 236	0
3	AC	206/206 (100%)	-0.07	0 100 100	67, 95, 126, 146	0
3	BC	206/206 (100%)	0.64	17 (8%) 11 4	86, 134, 172, 196	0
4	AD	205/205 (100%)	-0.04	0 100 100	63, 99, 125, 146	0
4	BD	205/205 (100%)	-0.35	0 100 100	42, 72, 104, 134	0
5	AE	155/155 (100%)	-0.05	0 100 100	48, 82, 118, 155	0
5	BE	150/155 (96%)	-0.04	1 (0%) 87 77	60, 83, 132, 206	0
6	AF	106/106 (100%)	-0.01	1 (0%) 84 71	68, 94, 118, 143	0
6	BF	100/106 (94%)	0.23	1 (1%) 82 69	79, 114, 141, 155	0
7	AG	151/151 (100%)	0.39	9 (5%) 21 10	81, 116, 143, 156	0
7	BG	151/151 (100%)	1.85	63 (41%) 0 0	125, 189, 206, 220	0
8	AH	129/129 (100%)	-0.13	1 (0%) 86 74	54, 84, 111, 121	0
8	BH	129/129 (100%)	0.38	10 (7%) 13 5	76, 108, 142, 160	0
9	AI	127/127 (100%)	0.39	3 (2%) 59 37	76, 114, 149, 158	0
9	BI	127/127 (100%)	1.20	23 (18%) 1 0	125, 158, 188, 202	0
10	AJ	99/99 (100%)	0.37	4 (4%) 38 19	70, 106, 135, 146	0
10	BJ	98/99 (98%)	2.21	49 (50%) 0 0	121, 165, 189, 199	0
11	AK	117/117 (100%)	0.52	7 (5%) 21 10	54, 106, 141, 153	0
11	BK	117/117 (100%)	0.44	4 (3%) 45 24	80, 117, 144, 170	0
12	AL	122/123 (99%)	-0.12	1 (0%) 86 74	49, 69, 99, 124	0
12	BL	122/123 (99%)	0.25	2 (1%) 72 52	62, 90, 116, 145	0

Continued on next page...

Continued from previous page...

Mol	Chain	Analysed	<RSRZ>	#RSRZ>2	OWAB(Å ²)	Q<0.9
13	AM	114/114 (100%)	0.60	5 (4%) 34 17	89, 118, 154, 171	0
13	BM	114/114 (100%)	3.08	81 (71%) 0 0	195, 227, 238, 248	0
14	AN	100/100 (100%)	0.41	8 (8%) 12 5	71, 104, 179, 192	0
14	BN	100/100 (100%)	1.75	38 (38%) 0 0	114, 173, 217, 228	0
15	AO	88/88 (100%)	-0.03	1 (1%) 80 65	58, 81, 108, 136	0
15	BO	88/88 (100%)	0.37	2 (2%) 60 39	70, 111, 132, 159	0
16	AP	82/82 (100%)	0.29	5 (6%) 21 9	62, 82, 127, 146	0
16	BP	82/82 (100%)	1.18	17 (20%) 1 0	95, 114, 151, 162	0
17	AQ	80/80 (100%)	0.31	5 (6%) 20 8	54, 79, 116, 139	0
17	BQ	80/80 (100%)	1.21	17 (21%) 0 0	82, 125, 147, 160	0
18	AR	55/55 (100%)	0.03	0 100 100	53, 87, 117, 153	0
18	BR	55/55 (100%)	0.41	4 (7%) 15 6	60, 88, 124, 154	0
19	AS	79/79 (100%)	0.58	4 (5%) 28 13	90, 114, 145, 152	0
19	BS	79/79 (100%)	2.95	56 (70%) 0 0	200, 222, 234, 239	0
20	AT	86/86 (100%)	0.19	1 (1%) 79 63	64, 83, 113, 136	0
20	BT	85/86 (98%)	1.66	30 (35%) 0 0	108, 138, 167, 180	0
21	AU	56/56 (100%)	1.18	9 (16%) 1 1	93, 124, 166, 180	0
21	BU	56/56 (100%)	0.38	1 (1%) 68 48	81, 107, 154, 167	0
22	C1	56/56 (100%)	2.23	25 (44%) 0 0	124, 162, 181, 184	0
22	D1	56/56 (100%)	-0.41	0 100 100	14, 39, 71, 99	0
23	C2	50/51 (98%)	3.30	34 (68%) 0 0	139, 161, 173, 186	0
23	D2	51/51 (100%)	0.29	0 100 100	54, 67, 101, 110	0
24	C3	46/46 (100%)	1.97	21 (45%) 0 0	119, 143, 157, 165	0
24	D3	46/46 (100%)	-0.41	0 100 100	29, 40, 64, 112	0
25	C4	64/64 (100%)	1.59	17 (26%) 0 0	116, 138, 155, 161	0
25	D4	64/64 (100%)	-0.38	0 100 100	26, 41, 53, 73	0
26	C5	38/38 (100%)	1.72	16 (42%) 0 0	108, 126, 139, 143	0
26	D5	38/38 (100%)	-0.35	0 100 100	33, 45, 69, 87	0
27	C0	58/58 (100%)	1.36	17 (29%) 0 0	115, 135, 151, 156	0
27	D0	58/58 (100%)	-0.38	0 100 100	17, 33, 61, 94	0
28	CB	118/120 (98%)	0.97	13 (11%) 5 2	135, 190, 241, 251	0

Continued on next page...

Continued from previous page...

Mol	Chain	Analysed	<RSRZ>	#RSRZ>2	OWAB(Å ²)	Q<0.9
28	DB	120/120 (100%)	-0.25	0 100 100	28, 57, 87, 143	0
29	CC	271/271 (100%)	0.49	20 (7%) 14 5	80, 113, 143, 167	0
29	DC	271/271 (100%)	-0.38	1 (0%) 92 85	23, 53, 84, 113	0
30	CD	209/209 (100%)	1.52	60 (28%) 0 0	102, 136, 165, 177	0
31	CA	2876/2904 (99%)	1.06	433 (15%) 2 1	69, 185, 272, 290	0
32	DD	208/209 (99%)	-0.45	0 100 100	15, 40, 73, 98	0
33	DA	2873/2903 (98%)	-0.14	70 (2%) 59 37	13, 46, 203, 298	0
34	CE	201/201 (100%)	2.38	108 (53%) 0 0	121, 176, 206, 224	0
34	DE	201/201 (100%)	-0.26	0 100 100	17, 57, 103, 139	0
35	CF	177/177 (100%)	2.87	116 (65%) 0 0	194, 215, 226, 232	0
35	DF	177/177 (100%)	-0.15	1 (0%) 89 79	52, 80, 120, 145	0
36	CG	176/176 (100%)	2.56	97 (55%) 0 0	146, 178, 208, 222	0
36	DG	176/176 (100%)	-0.10	2 (1%) 80 65	33, 70, 99, 136	0
37	CH	149/149 (100%)	1.05	27 (18%) 1 0	89, 149, 170, 178	0
37	DH	149/149 (100%)	0.85	17 (11%) 5 2	73, 154, 190, 203	0
38	CJ	134/134 (100%)	5.27	122 (91%) 0 0	236, 254, 265, 273	0
38	DJ	134/134 (100%)	3.51	96 (71%) 0 0	193, 222, 235, 242	0
39	CK	142/142 (100%)	1.40	42 (29%) 0 0	106, 132, 169, 195	0
39	DK	142/142 (100%)	-0.44	0 100 100	18, 35, 66, 88	0
40	CL	122/123 (99%)	1.10	29 (23%) 0 0	96, 118, 151, 168	0
40	DL	123/123 (100%)	-0.45	0 100 100	26, 44, 70, 112	0
41	CM	144/144 (100%)	2.14	61 (42%) 0 0	117, 169, 227, 247	0
41	DM	144/144 (100%)	-0.34	1 (0%) 87 77	14, 54, 87, 128	0
42	CN	135/136 (99%)	0.98	20 (14%) 2 1	92, 125, 151, 178	0
42	DN	135/136 (99%)	-0.46	0 100 100	20, 41, 73, 89	0
43	CO	120/125 (96%)	2.19	54 (45%) 0 0	110, 141, 163, 197	0
43	DO	125/125 (100%)	-0.34	1 (0%) 86 74	18, 36, 84, 137	0
44	CP	116/117 (99%)	2.10	56 (48%) 0 0	140, 171, 187, 195	0
44	DP	117/117 (100%)	-0.31	0 100 100	34, 55, 88, 95	0
45	CQ	114/114 (100%)	1.45	26 (22%) 0 0	113, 131, 157, 180	0
45	DQ	114/114 (100%)	-0.41	0 100 100	29, 51, 80, 116	0

Continued on next page...

Continued from previous page...

Mol	Chain	Analysed	<RSRZ>	#RSRZ>2	OWAB(Å ²)	Q<0.9
46	CR	117/117 (100%)	1.53	37 (31%) 0 0	108, 137, 166, 175	0
46	DR	117/117 (100%)	-0.42	0 100 100	14, 30, 50, 80	0
47	CS	103/103 (100%)	2.36	53 (51%) 0 0	124, 149, 173, 187	0
47	DS	103/103 (100%)	-0.42	1 (0%) 82 69	19, 43, 76, 103	0
48	CT	110/110 (100%)	2.28	55 (50%) 0 0	123, 155, 177, 188	0
48	DT	110/110 (100%)	-0.48	0 100 100	19, 33, 66, 126	0
49	CU	93/93 (100%)	2.41	42 (45%) 0 0	136, 168, 193, 201	0
49	DU	93/93 (100%)	0.02	2 (2%) 62 41	26, 55, 126, 141	0
50	CV	102/102 (100%)	3.49	73 (71%) 0 0	147, 176, 207, 219	0
50	DV	102/102 (100%)	-0.12	1 (0%) 82 69	41, 62, 104, 139	0
51	CW	94/94 (100%)	1.29	24 (25%) 0 0	128, 153, 165, 173	0
51	DW	94/94 (100%)	-0.31	1 (1%) 80 65	29, 54, 86, 99	0
52	CX	75/76 (98%)	2.32	43 (57%) 0 0	109, 140, 152, 186	0
52	DX	76/76 (100%)	-0.33	1 (1%) 77 60	22, 40, 74, 114	0
53	CY	77/77 (100%)	1.42	20 (25%) 0 0	108, 123, 156, 170	0
53	DY	77/77 (100%)	-0.22	0 100 100	32, 55, 88, 98	0
54	CZ	62/62 (100%)	2.35	32 (51%) 0 0	161, 179, 190, 196	0
54	DZ	62/62 (100%)	-0.12	1 (1%) 72 52	44, 74, 108, 140	0
55	DI	135/135 (100%)	1.46	41 (30%) 0 0	78, 153, 204, 224	1 (0%)
All	All	20634/20744 (99%)	0.60	2689 (13%) 3 1	13, 111, 241, 298	1 (0%)

All (2689) RSRZ outliers are listed below:

Mol	Chain	Res	Type	RSRZ
38	DJ	54	PRO	19.7
38	CJ	76	ALA	16.9
38	DJ	53	LEU	15.4
38	CJ	69	PHE	15.0
38	CJ	54	PRO	12.1
38	CJ	80	LEU	11.6
38	CJ	14	ALA	11.6
23	C2	52	ALA	11.3
38	CJ	51	LYS	10.9
35	CF	128	TYR	10.7
48	CT	5	ALA	10.5

Continued on next page...

Continued from previous page...

Mol	Chain	Res	Type	RSRZ
50	CV	3	ALA	10.2
38	CJ	11	LEU	10.2
35	CF	23	ASN	10.0
22	C1	27	SER	9.9
38	CJ	31	GLN	9.7
38	DJ	21	SER	9.6
38	CJ	32	GLY	9.4
7	BG	8	GLY	9.4
9	BI	128	SER	9.2
19	BS	14	HIS	9.2
44	CP	107	ALA	9.1
49	CU	72	GLN	9.1
38	CJ	120	ALA	8.9
41	CM	92	LEU	8.9
38	CJ	13	VAL	8.9
38	CJ	121	ASP	8.8
38	DJ	23	PRO	8.8
31	CA	1537	G	8.8
47	CS	96	VAL	8.7
1	BA	1030	U	8.6
38	CJ	116	ASP	8.6
35	CF	155	THR	8.5
38	DJ	52	GLY	8.5
35	CF	153	ASP	8.5
47	CS	50	GLY	8.4
50	CV	31	SER	8.4
1	BA	211	G	8.4
36	CG	103	ILE	8.4
31	CA	1067	A	8.4
50	CV	35	ILE	8.4
19	BS	24	GLU	8.4
38	CJ	55	ILE	8.4
38	DJ	87	LYS	8.4
18	BR	20	GLU	8.2
38	DJ	13	VAL	8.2
38	CJ	131	GLY	8.2
38	CJ	89	GLY	8.1
10	BJ	76	ILE	8.1
33	DA	2132	U	8.1
49	CU	71	GLY	8.1
10	BJ	75	ASP	8.0
38	CJ	124	ALA	7.9

Continued on next page...

Continued from previous page...

Mol	Chain	Res	Type	RSRZ
38	DJ	79	LEU	7.9
1	BA	207	C	7.9
41	CM	144	GLU	7.8
13	BM	45	ILE	7.8
38	CJ	23	PRO	7.8
38	CJ	115	ALA	7.8
43	CO	26	GLY	7.8
50	CV	29	LEU	7.8
1	BA	1032	G	7.8
38	CJ	99	GLY	7.8
38	DJ	24	VAL	7.7
1	BA	209	U	7.7
48	CT	48	LYS	7.7
1	BA	208	U	7.7
50	CV	27	ASN	7.7
34	CE	131	THR	7.7
38	CJ	60	THR	7.7
31	CA	1068	G	7.7
36	CG	102	VAL	7.6
38	CJ	83	ALA	7.6
38	DJ	88	SER	7.6
38	CJ	94	ASN	7.6
38	CJ	126	THR	7.6
31	CA	1175	A	7.6
38	CJ	53	LEU	7.5
23	C2	47	VAL	7.5
38	DJ	12	GLN	7.5
36	CG	57	GLY	7.5
31	CA	1087	G	7.5
23	C2	50	LYS	7.5
14	BN	43	ASN	7.5
50	CV	77	THR	7.4
33	DA	2120	G	7.4
38	CJ	33	VAL	7.4
10	BJ	74	VAL	7.4
19	BS	49	ILE	7.4
38	DJ	59	ILE	7.4
50	CV	26	LYS	7.3
34	CE	119	ILE	7.3
33	DA	2131	U	7.3
24	C3	1	MET	7.2
49	CU	15	HIS	7.2

Continued on next page...

Continued from previous page...

Mol	Chain	Res	Type	RSRZ
36	CG	52	PHE	7.2
50	CV	36	VAL	7.2
49	CU	55	VAL	7.2
2	BB	123	ASP	7.2
35	CF	126	GLY	7.2
20	BT	4	ILE	7.1
13	BM	84	GLY	7.1
35	CF	85	ILE	7.1
38	CJ	82	LYS	7.1
38	CJ	79	LEU	7.1
50	CV	48	PRO	7.0
31	CA	1095	A	7.0
50	CV	25	VAL	7.0
34	CE	128	ALA	7.0
38	CJ	129	ILE	6.9
38	CJ	59	ILE	6.9
23	C2	53	LYS	6.9
38	CJ	113	LYS	6.9
31	CA	331	C	6.9
9	BI	130	ARG	6.9
38	CJ	87	LYS	6.9
42	CN	136	MET	6.8
36	CG	112	PRO	6.8
19	BS	66	MET	6.8
35	CF	144	ASP	6.8
43	CO	63	ARG	6.8
38	CJ	73	THR	6.8
35	CF	40	VAL	6.8
35	CF	156	ILE	6.8
36	CG	166	ASP	6.8
34	CE	17	THR	6.7
38	CJ	67	PHE	6.7
38	CJ	75	PRO	6.7
38	DJ	19	ASN	6.7
50	CV	39	ILE	6.7
34	CE	144	GLU	6.7
38	DJ	67	PHE	6.7
33	DA	2111	U	6.7
43	CO	25	ALA	6.7
13	BM	46	SER	6.7
44	CP	64	TYR	6.7
35	CF	119	ALA	6.7

Continued on next page...

Continued from previous page...

Mol	Chain	Res	Type	RSRZ
48	CT	3	THR	6.7
50	CV	13	VAL	6.6
38	CJ	38	PHE	6.6
49	CU	47	VAL	6.6
52	CX	54	GLY	6.6
19	BS	29	LYS	6.6
34	CE	127	GLU	6.6
35	CF	86	GLY	6.6
13	BM	29	ARG	6.6
41	CM	81	ASP	6.6
38	CJ	42	PHE	6.6
38	DJ	80	LEU	6.6
10	BJ	77	VAL	6.5
44	CP	63	LYS	6.5
34	CE	33	VAL	6.5
38	DJ	20	PRO	6.5
35	CF	116	GLY	6.4
50	CV	83	VAL	6.4
50	CV	78	GLY	6.4
19	BS	39	THR	6.4
38	DJ	55	ILE	6.4
13	BM	48	LEU	6.4
48	CT	4	ILE	6.4
50	CV	32	GLY	6.3
23	C2	36	LEU	6.3
38	CJ	22	PRO	6.3
36	CG	104	ASN	6.3
33	DA	2110	G	6.3
7	BG	73	VAL	6.3
13	BM	33	ILE	6.3
13	BM	77	ILE	6.3
49	CU	1	MET	6.3
52	CX	70	GLU	6.3
24	C3	42	LEU	6.3
33	DA	2166	U	6.2
41	CM	114	GLY	6.2
31	CA	345	A	6.2
38	DJ	96	ASP	6.2
54	CZ	11	VAL	6.2
31	CA	228	C	6.1
33	DA	2163	A	6.1
50	CV	30	SER	6.1

Continued on next page...

Continued from previous page...

Mol	Chain	Res	Type	RSRZ
47	CS	27	ILE	6.1
38	CJ	61	VAL	6.1
14	BN	44	ALA	6.1
38	CJ	98	VAL	6.1
31	CA	1103	A	6.1
47	CS	20	VAL	6.1
38	CJ	17	MET	6.1
49	CU	67	VAL	6.1
36	CG	172	LYS	6.1
13	BM	24	GLY	6.0
55	DI	114	GLU	6.0
55	DI	121	SER	6.0
50	CV	40	ASN	6.0
50	CV	52	LEU	6.0
38	CJ	132	THR	6.0
19	BS	71	LEU	6.0
38	CJ	125	MET	6.0
48	CT	40	ASN	6.0
23	C2	37	LYS	6.0
36	CG	56	ASP	6.0
54	CZ	45	GLN	6.0
38	CJ	56	PRO	5.9
13	BM	108	THR	5.9
13	BM	99	GLY	5.9
13	BM	96	PRO	5.9
43	CO	24	MET	5.9
38	DJ	22	PRO	5.9
38	DJ	51	LYS	5.9
13	BM	2	ALA	5.9
31	CA	289	G	5.9
45	CQ	9	GLU	5.9
35	CF	41	GLY	5.9
34	CE	129	PRO	5.9
10	BJ	26	VAL	5.9
13	BM	47	GLU	5.8
31	CA	1211	C	5.8
43	CO	98	LEU	5.8
36	CG	32	GLU	5.8
23	C2	43	VAL	5.8
31	CA	1066	U	5.8
7	BG	77	SER	5.8
31	CA	846	U	5.8

Continued on next page...

Continued from previous page...

Mol	Chain	Res	Type	RSRZ
31	CA	1078	U	5.8
36	CG	9	VAL	5.8
35	CF	129	SER	5.8
49	CU	43	ILE	5.7
7	BG	65	ALA	5.7
38	CJ	122	ILE	5.7
45	CQ	110	ILE	5.7
44	CP	66	GLY	5.7
36	CG	2	SER	5.7
38	CJ	50	GLU	5.7
36	CG	45	HIS	5.7
38	CJ	12	GLN	5.7
7	BG	69	VAL	5.7
19	BS	48	THR	5.6
38	CJ	44	ALA	5.6
35	CF	37	ASN	5.6
38	CJ	110	ALA	5.6
38	CJ	62	TYR	5.6
43	CO	28	LEU	5.6
1	BA	79	G	5.6
35	CF	29	PRO	5.6
52	CX	52	GLY	5.6
50	CV	79	LYS	5.6
43	CO	29	VAL	5.6
31	CA	2168	G	5.6
54	CZ	63	ALA	5.6
1	BA	203	G	5.6
15	BO	89	ARG	5.6
34	CE	89	PRO	5.6
38	CJ	138	LEU	5.6
35	CF	35	THR	5.6
41	CM	28	GLY	5.5
55	DI	128	THR	5.5
14	AN	21	PHE	5.5
1	AA	1030	U	5.5
1	BA	94	G	5.5
48	CT	105	VAL	5.5
54	CZ	59	GLU	5.5
38	DJ	28	LEU	5.5
38	DJ	135	SER	5.5
54	CZ	22	LEU	5.5
38	DJ	14	ALA	5.5

Continued on next page...

Continued from previous page...

Mol	Chain	Res	Type	RSRZ
38	DJ	50	GLU	5.5
38	CJ	21	SER	5.5
10	BJ	8	ILE	5.5
54	CZ	15	ASN	5.5
38	DJ	71	THR	5.5
9	BI	127	PHE	5.5
30	CD	25	THR	5.5
13	BM	64	VAL	5.4
43	CO	120	GLU	5.4
10	BJ	41	PRO	5.4
13	BM	11	ASP	5.4
50	CV	28	VAL	5.4
31	CA	1090	A	5.4
38	CJ	35	ILE	5.4
52	CX	53	CYS	5.4
14	BN	23	LYS	5.4
38	CJ	85	GLY	5.4
38	CJ	52	GLY	5.4
38	CJ	24	VAL	5.4
7	BG	103	TRP	5.4
41	CM	15	ALA	5.4
13	BM	94	GLY	5.4
7	BG	62	PHE	5.4
38	CJ	68	THR	5.4
30	CD	180	VAL	5.3
38	DJ	98	VAL	5.3
35	CF	122	PHE	5.3
42	CN	29	GLY	5.3
25	C4	61	CYS	5.3
38	CJ	123	GLU	5.3
1	BA	204	G	5.3
10	BJ	87	LEU	5.3
50	CV	42	VAL	5.3
50	CV	84	GLY	5.3
41	CM	79	LEU	5.3
20	BT	47	ALA	5.3
47	CS	87	GLN	5.3
38	CJ	88	SER	5.3
38	CJ	58	VAL	5.3
44	CP	29	HIS	5.3
2	AB	123	ASP	5.3
50	CV	75	ALA	5.3

Continued on next page...

Continued from previous page...

Mol	Chain	Res	Type	RSRZ
33	DA	896	A	5.3
43	CO	93	GLY	5.3
13	BM	105	ASN	5.3
38	CJ	130	GLU	5.3
51	CW	84	PRO	5.3
34	CE	88	ARG	5.3
44	CP	117	PHE	5.3
33	DA	2116	G	5.3
35	CF	174	ASP	5.3
1	AA	86	G	5.3
1	BA	213	G	5.3
23	C2	21	TYR	5.2
7	BG	79	ARG	5.2
36	CG	40	ALA	5.2
35	CF	76	GLY	5.2
13	BM	95	LEU	5.2
35	CF	28	VAL	5.2
36	CG	7	ALA	5.2
33	DA	2175	C	5.2
50	CV	64	ALA	5.2
34	CE	10	SER	5.2
41	CM	1	MET	5.2
35	CF	22	TYR	5.2
13	BM	23	TYR	5.2
47	CS	26	ASP	5.2
36	CG	50	LEU	5.2
38	CJ	57	VAL	5.2
43	CO	73	ASN	5.1
38	CJ	45	LYS	5.1
31	CA	2797	U	5.1
48	CT	44	ALA	5.1
34	CE	126	VAL	5.1
36	CG	43	VAL	5.1
54	CZ	29	ARG	5.1
49	CU	60	THR	5.1
41	CM	101	ILE	5.1
17	BQ	83	VAL	5.1
31	CA	1089	A	5.1
50	CV	95	PHE	5.1
34	CE	188	MET	5.1
36	CG	175	LYS	5.1
10	BJ	35	GLN	5.1

Continued on next page...

Continued from previous page...

Mol	Chain	Res	Type	RSRZ
34	CE	157	LEU	5.1
54	CZ	58	ASN	5.0
34	CE	12	LEU	5.0
47	CS	32	THR	5.0
30	CD	96	ILE	5.0
50	CV	18	ASP	5.0
41	CM	80	SER	5.0
50	CV	2	ALA	5.0
7	BG	42	ILE	5.0
13	BM	97	VAL	5.0
46	CR	29	SER	5.0
41	CM	20	GLY	5.0
1	BA	85	U	5.0
1	BA	1024	G	5.0
19	BS	28	LYS	5.0
38	CJ	97	LYS	5.0
30	CD	74	GLU	4.9
34	CE	172	ALA	4.9
36	CG	167	GLU	4.9
17	BQ	8	LEU	4.9
34	CE	104	ALA	4.9
36	CG	83	PHE	4.9
41	CM	102	GLY	4.9
13	BM	93	ARG	4.9
38	CJ	47	ASP	4.9
41	CM	89	VAL	4.9
33	DA	1067	A	4.9
50	CV	88	GLU	4.9
7	AG	8	GLY	4.9
50	CV	89	ASP	4.9
14	BN	47	LYS	4.9
54	CZ	60	LYS	4.9
30	CD	10	GLY	4.9
23	C2	35	GLU	4.9
36	CG	105	LEU	4.8
33	DA	2125	G	4.8
22	C1	6	ASN	4.8
38	CJ	43	ASN	4.8
14	BN	37	SER	4.8
34	CE	171	ASP	4.8
47	CS	19	THR	4.8
50	CV	51	ALA	4.8

Continued on next page...

Continued from previous page...

Mol	Chain	Res	Type	RSRZ
34	CE	118	LEU	4.8
31	CA	357	C	4.8
38	CJ	81	LYS	4.8
22	C1	34	SER	4.8
52	CX	63	ALA	4.8
13	BM	83	LEU	4.8
14	BN	60	GLN	4.8
13	BM	40	ALA	4.8
1	AA	1032	G	4.8
55	DI	130	PRO	4.8
49	DU	1	MET	4.8
9	AI	130	ARG	4.8
26	C5	19	ARG	4.8
47	CS	30	GLY	4.8
7	BG	75	VAL	4.8
38	CJ	96	ASP	4.8
38	CJ	111	GLN	4.8
48	CT	49	LYS	4.8
1	BA	1020	G	4.8
38	DJ	68	THR	4.8
36	CG	169	VAL	4.8
12	AL	124	ALA	4.8
40	CL	89	ASN	4.7
1	BA	1022	A	4.7
33	DA	2167	U	4.7
36	CG	10	VAL	4.7
38	CJ	64	ASP	4.7
13	BM	19	LEU	4.7
31	CA	1086	A	4.7
19	BS	60	VAL	4.7
17	BQ	70	THR	4.7
31	CA	2110	G	4.7
10	BJ	37	ARG	4.7
38	DJ	49	ILE	4.7
14	BN	45	VAL	4.7
49	CU	2	ILE	4.7
31	CA	1171	G	4.7
38	DJ	94	ASN	4.7
50	CV	33	LYS	4.7
1	BA	1307	U	4.7
47	CS	67	GLY	4.7
33	DA	2174	C	4.7

Continued on next page...

Continued from previous page...

Mol	Chain	Res	Type	RSRZ
30	CD	55	LYS	4.7
47	CS	31	GLU	4.7
38	CJ	34	ASN	4.7
45	CQ	115	ASN	4.7
33	DA	2124	G	4.7
1	BA	1031	C	4.7
31	CA	1064	C	4.7
46	CR	99	ALA	4.7
35	CF	150	ARG	4.7
13	BM	10	PRO	4.7
31	CA	1228	G	4.7
35	CF	165	GLU	4.7
36	CG	171	THR	4.7
23	C2	49	TYR	4.7
35	CF	164	GLU	4.7
1	BA	1534	A	4.6
34	CE	37	ALA	4.6
13	BM	43	VAL	4.6
44	CP	60	GLU	4.6
52	CX	56	ASP	4.6
31	CA	1535	A	4.6
19	BS	12	ASP	4.6
43	CO	72	ASP	4.6
9	BI	38	TYR	4.6
31	CA	138	U	4.6
23	C2	46	HIS	4.6
54	CZ	18	LEU	4.6
23	C2	45	GLN	4.6
41	CM	120	VAL	4.6
35	CF	152	LEU	4.6
38	CJ	77	ALA	4.6
34	CE	102	ARG	4.6
14	BN	39	GLU	4.6
36	CG	174	ALA	4.6
31	CA	440	C	4.6
38	CJ	20	PRO	4.6
38	DJ	100	LYS	4.6
38	DJ	36	MET	4.6
36	CG	58	TYR	4.6
49	CU	70	HIS	4.6
44	CP	88	LYS	4.6
55	DI	122	GLN	4.6

Continued on next page...

Continued from previous page...

Mol	Chain	Res	Type	RSRZ
1	BA	985	C	4.6
38	CJ	25	GLY	4.6
54	CZ	33	ALA	4.6
38	DJ	73	THR	4.6
23	C2	34	LEU	4.6
35	CF	173	PHE	4.5
45	CQ	19	SER	4.5
43	CO	111	ALA	4.5
35	CF	24	SER	4.5
38	CJ	139	VAL	4.5
35	CF	67	ILE	4.5
1	BA	1016	A	4.5
7	BG	53	ARG	4.5
37	DH	137	GLU	4.5
31	CA	1201	U	4.5
38	CJ	74	PRO	4.5
23	C2	23	THR	4.5
10	BJ	90	LEU	4.5
38	CJ	141	GLU	4.5
38	CJ	48	SER	4.5
46	CR	106	PHE	4.5
1	AA	844	G	4.5
38	DJ	76	ALA	4.5
44	CP	54	VAL	4.5
19	BS	18	LYS	4.5
49	CU	69	ARG	4.5
1	BA	212	G	4.5
44	CP	40	ILE	4.5
23	C2	24	THR	4.4
36	CG	17	VAL	4.4
48	CT	47	VAL	4.4
50	CV	81	ASP	4.4
35	CF	170	LEU	4.4
38	DJ	97	LYS	4.4
31	CA	1082	U	4.4
30	CD	176	ASP	4.4
14	BN	30	ILE	4.4
35	CF	130	MET	4.4
19	BS	37	ARG	4.4
45	CQ	112	GLU	4.4
54	DZ	63	ALA	4.4
31	CA	1083	U	4.4

Continued on next page...

Continued from previous page...

Mol	Chain	Res	Type	RSRZ
1	BA	999	C	4.4
50	CV	53	ASN	4.4
31	CA	1084	A	4.4
41	CM	115	GLU	4.4
50	CV	43	LYS	4.4
31	CA	549	G	4.4
31	CA	2125	G	4.4
16	BP	17	TYR	4.4
19	BS	40	ILE	4.4
31	CA	613	A	4.4
35	CF	149	VAL	4.4
13	BM	80	LEU	4.4
52	CX	57	HIS	4.4
50	CV	71	ALA	4.4
10	BJ	102	LEU	4.4
31	CA	2892	G	4.4
36	CG	68	ALA	4.4
38	CJ	128	SER	4.4
38	CJ	136	MET	4.4
38	CJ	71	THR	4.4
38	CJ	41	ALA	4.4
19	BS	81	ARG	4.4
53	CY	29	PHE	4.4
46	CR	37	GLN	4.4
31	CA	1174	U	4.3
34	CE	186	VAL	4.3
44	CP	62	LEU	4.3
9	BI	129	LYS	4.3
44	CP	61	GLN	4.3
53	CY	55	GLY	4.3
33	DA	2109	U	4.3
34	CE	55	SER	4.3
31	CA	1205	A	4.3
41	CM	70	LYS	4.3
52	CX	32	LEU	4.3
34	CE	201	ALA	4.3
36	CG	62	TRP	4.3
41	CM	78	ARG	4.3
10	BJ	80	THR	4.3
33	DA	2127	G	4.3
44	CP	78	VAL	4.3
48	CT	37	THR	4.3

Continued on next page...

Continued from previous page...

Mol	Chain	Res	Type	RSRZ
49	CU	16	VAL	4.3
31	CA	1172	C	4.3
40	CL	14	SER	4.3
48	CT	93	ALA	4.3
10	BJ	73	LEU	4.3
43	CO	83	LEU	4.3
35	CF	8	TYR	4.3
43	CO	27	SER	4.3
22	C1	55	ILE	4.3
50	CV	58	ILE	4.3
19	BS	68	GLY	4.3
26	C5	1	MET	4.3
31	CA	1173	U	4.3
31	CA	1407	G	4.3
19	BS	74	PHE	4.3
38	CJ	63	ALA	4.3
49	CU	77	ARG	4.3
1	BA	1302	C	4.3
31	CA	1088	A	4.3
39	CK	98	GLU	4.3
43	CO	23	ASN	4.3
23	C2	39	PHE	4.3
31	CA	1093	G	4.3
35	CF	162	SER	4.3
45	CQ	85	SER	4.3
31	CA	2172	U	4.2
7	BG	151	PHE	4.2
30	CD	26	VAL	4.2
38	CJ	18	ALA	4.2
44	CP	108	ASP	4.2
34	CE	13	THR	4.2
1	BA	205	A	4.2
34	CE	193	VAL	4.2
38	DJ	116	ASP	4.2
40	CL	56	ASP	4.2
34	CE	30	GLN	4.2
55	DI	131	THR	4.2
1	BA	1021	A	4.2
31	CA	885	C	4.2
31	CA	882	G	4.2
38	DJ	83	ALA	4.2
8	BH	123	GLY	4.2

Continued on next page...

Continued from previous page...

Mol	Chain	Res	Type	RSRZ
34	CE	64	GLY	4.2
38	CJ	46	THR	4.2
38	CJ	112	THR	4.2
34	CE	161	ALA	4.2
48	CT	73	LYS	4.2
1	AA	87	C	4.2
19	BS	72	GLY	4.2
48	CT	45	VAL	4.2
41	CM	77	ILE	4.2
41	CM	107	PHE	4.2
36	CG	154	PRO	4.2
42	CN	56	ALA	4.2
34	CE	147	LEU	4.2
36	CG	6	LYS	4.2
12	BL	124	ALA	4.2
41	CM	121	THR	4.2
1	BA	1025	U	4.2
38	CJ	78	VAL	4.2
13	BM	106	ALA	4.2
19	BS	52	HIS	4.2
52	CX	55	ARG	4.2
38	CJ	9	VAL	4.2
38	DJ	38	PHE	4.2
13	BM	32	ALA	4.2
53	CY	78	TYR	4.2
7	BG	15	ASP	4.2
24	C3	33	ARG	4.2
43	CO	77	ALA	4.2
22	C1	57	LYS	4.2
48	CT	69	LEU	4.2
30	CD	186	LEU	4.1
35	CF	47	LYS	4.1
50	CV	76	ALA	4.1
30	CD	6	GLY	4.1
43	CO	76	VAL	4.1
34	CE	122	GLU	4.1
22	C1	2	ALA	4.1
31	CA	1076	C	4.1
52	CX	51	VAL	4.1
25	C4	36	LYS	4.1
31	CA	2181	U	4.1
34	CE	14	VAL	4.1

Continued on next page...

Continued from previous page...

Mol	Chain	Res	Type	RSRZ
31	CA	88	G	4.1
51	CW	6	ALA	4.1
52	CX	33	ALA	4.1
38	DJ	66	SER	4.1
48	CT	108	SER	4.1
36	CG	51	THR	4.1
13	BM	39	ILE	4.1
14	BN	27	LEU	4.1
38	DJ	42	PHE	4.1
31	CA	896	A	4.1
7	BG	66	LEU	4.1
19	BS	30	PRO	4.1
7	BG	148	ASN	4.1
14	AN	22	ALA	4.1
38	CJ	114	ALA	4.1
38	DJ	99	GLY	4.1
36	CG	84	THR	4.1
38	CJ	28	LEU	4.1
44	CP	52	SER	4.1
23	C2	31	PRO	4.1
34	CE	121	VAL	4.1
35	CF	27	GLN	4.1
7	BG	72	THR	4.1
44	CP	51	ALA	4.1
31	CA	2112	G	4.1
34	CE	183	PHE	4.0
44	CP	65	THR	4.0
41	CM	71	ALA	4.0
46	CR	21	ALA	4.0
55	DI	134	GLU	4.0
39	CK	142	ILE	4.0
19	BS	43	ASN	4.0
31	CA	2124	G	4.0
31	CA	2890	G	4.0
44	CP	25	ARG	4.0
35	CF	154	ILE	4.0
11	BK	13	ARG	4.0
38	CJ	127	ARG	4.0
7	BG	91	VAL	4.0
31	CA	329	G	4.0
34	CE	43	THR	4.0
34	CE	143	LEU	4.0

Continued on next page...

Continued from previous page...

Mol	Chain	Res	Type	RSRZ
36	CG	22	GLN	4.0
41	CM	90	VAL	4.0
34	CE	47	LYS	4.0
49	CU	12	ARG	4.0
31	CA	1530	G	4.0
52	CX	50	ASN	4.0
43	CO	79	LEU	4.0
31	CA	2174	C	4.0
47	CS	55	ASP	4.0
36	CG	162	VAL	4.0
20	BT	87	ALA	4.0
7	BG	71	PRO	4.0
50	CV	37	GLU	4.0
13	BM	109	ARG	4.0
47	CS	63	VAL	4.0
38	DJ	114	ALA	4.0
51	CW	70	ILE	4.0
35	CF	20	PHE	4.0
35	CF	147	ASP	4.0
44	CP	53	THR	4.0
46	CR	6	ARG	4.0
31	CA	646	U	4.0
36	CG	148	LEU	4.0
35	CF	177	PHE	4.0
39	CK	128	ASN	4.0
31	CA	2904	U	4.0
33	DA	2118	U	4.0
13	BM	63	PHE	4.0
47	CS	35	PHE	4.0
52	CX	78	LYS	4.0
39	CK	87	ALA	4.0
41	CM	100	ILE	4.0
31	CA	45	G	4.0
46	CR	81	ASN	4.0
13	BM	113	ARG	4.0
38	DJ	103	ARG	4.0
49	CU	10	VAL	3.9
38	CJ	29	GLY	3.9
47	CS	52	PRO	3.9
10	BJ	25	ILE	3.9
30	CD	31	ALA	3.9
35	CF	75	ALA	3.9

Continued on next page...

Continued from previous page...

Mol	Chain	Res	Type	RSRZ
33	DA	2133	G	3.9
55	DI	84	TYR	3.9
31	CA	288	U	3.9
31	CA	2126	A	3.9
38	DJ	89	GLY	3.9
31	CA	1536	C	3.9
38	CJ	95	LYS	3.9
48	CT	6	LYS	3.9
49	CU	75	GLY	3.9
38	CJ	117	MET	3.9
33	DA	138	U	3.9
47	CS	37	GLU	3.9
48	CT	36	LEU	3.9
31	CA	75	G	3.9
31	CA	1065	U	3.9
48	CT	92	ARG	3.9
26	C5	25	VAL	3.9
50	CV	38	GLY	3.9
39	CK	119	PHE	3.9
36	CG	173	GLU	3.9
27	C0	56	LYS	3.9
19	BS	36	ARG	3.9
45	CQ	84	ILE	3.9
34	CE	72	SER	3.9
38	CJ	66	SER	3.9
41	CM	75	ALA	3.9
23	C2	48	ILE	3.9
51	CW	69	GLU	3.9
45	CQ	111	LYS	3.9
31	CA	515	A	3.9
11	AK	18	ASP	3.9
13	BM	81	MET	3.9
14	BN	36	ALA	3.9
31	CA	291	G	3.9
31	CA	881	G	3.9
38	DJ	78	VAL	3.8
44	CP	30	ARG	3.8
37	CH	136	SER	3.8
17	AQ	53	CYS	3.8
41	CM	142	ILE	3.8
13	BM	98	ARG	3.8
31	CA	2602	A	3.8

Continued on next page...

Continued from previous page...

Mol	Chain	Res	Type	RSRZ
33	DA	1175	A	3.8
35	CF	92	ARG	3.8
31	CA	1245	G	3.8
31	CA	318	C	3.8
38	DJ	61	VAL	3.8
1	BA	196	A	3.8
31	CA	528	A	3.8
25	C4	2	PRO	3.8
41	CM	21	ARG	3.8
48	CT	110	ARG	3.8
31	CA	394	C	3.8
31	CA	1278	C	3.8
49	CU	8	LEU	3.8
31	CA	441	U	3.8
14	BN	22	ALA	3.8
13	BM	12	HIS	3.8
36	CG	25	THR	3.8
13	BM	22	ILE	3.8
31	CA	1538	G	3.8
35	CF	69	LYS	3.8
38	DJ	17	MET	3.8
46	CR	117	LEU	3.8
16	AP	82	ALA	3.8
19	BS	75	ALA	3.8
26	C5	38	GLY	3.8
46	CR	2	ALA	3.8
1	BA	1034	G	3.8
23	C2	32	GLU	3.8
48	CT	38	TYR	3.8
16	BP	57	ILE	3.8
34	CE	181	ILE	3.8
23	C2	40	ASP	3.8
35	CF	117	LEU	3.8
7	BG	88	PRO	3.8
9	BI	37	GLN	3.8
19	BS	41	PHE	3.8
34	CE	199	MET	3.8
34	CE	103	GLY	3.8
38	CJ	30	GLN	3.8
47	CS	103	ALA	3.8
55	DI	120	ALA	3.8
1	BA	1035	A	3.8

Continued on next page...

Continued from previous page...

Mol	Chain	Res	Type	RSRZ
51	CW	94	ALA	3.8
33	DA	2172	U	3.8
31	CA	1059	G	3.8
40	CL	110	GLU	3.8
40	CL	99	ILE	3.8
14	BN	24	ARG	3.7
14	BN	49	GLN	3.7
50	CV	50	PRO	3.7
44	CP	87	ILE	3.7
40	CL	75	SER	3.7
1	BA	63	C	3.7
48	CT	43	ALA	3.7
50	CV	62	GLU	3.7
7	BG	52	GLN	3.7
31	CA	1468	U	3.7
34	CE	180	LEU	3.7
50	CV	12	ILE	3.7
54	CZ	14	LEU	3.7
44	CP	56	LYS	3.7
19	BS	63	THR	3.7
1	BA	1001	C	3.7
36	CG	157	TYR	3.7
38	CJ	93	PRO	3.7
22	C1	5	GLN	3.7
38	DJ	81	LYS	3.7
50	CV	72	ILE	3.7
55	DI	96	PHE	3.7
38	DJ	85	GLY	3.7
48	CT	7	HIS	3.7
53	CY	12	PRO	3.7
31	CA	1077	A	3.7
16	BP	80	LYS	3.7
27	C0	2	ALA	3.7
41	CM	113	ALA	3.7
34	CE	150	THR	3.7
36	CG	80	THR	3.7
22	C1	46	ASP	3.7
25	C4	58	VAL	3.7
34	CE	168	ASP	3.7
45	CQ	34	GLU	3.7
23	C2	44	ARG	3.7
2	BB	130	THR	3.7

Continued on next page...

Continued from previous page...

Mol	Chain	Res	Type	RSRZ
38	CJ	118	THR	3.7
39	CK	86	GLN	3.7
50	CV	5	ILE	3.7
21	AU	2	PRO	3.7
41	CM	19	LEU	3.7
16	BP	3	THR	3.7
22	C1	26	THR	3.7
35	CF	120	LYS	3.7
10	BJ	39	PRO	3.7
17	BQ	17	MET	3.7
38	CJ	65	ARG	3.7
38	CJ	133	ALA	3.7
36	CG	20	ASN	3.7
22	C1	35	GLY	3.7
11	AK	82	LEU	3.7
38	DJ	138	LEU	3.7
54	CZ	6	LEU	3.7
30	CD	8	LYS	3.7
31	CA	1202	G	3.7
35	CF	143	TYR	3.7
48	CT	2	GLU	3.7
14	BN	51	LEU	3.7
33	DA	2114	A	3.7
54	CZ	56	LEU	3.7
28	CB	18	G	3.6
30	CD	90	PHE	3.6
38	CJ	86	ILE	3.6
46	CR	35	ALA	3.6
22	C1	36	GLU	3.6
20	BT	5	LYS	3.6
36	CG	101	ASN	3.6
31	CA	12	U	3.6
10	BJ	19	ASP	3.6
1	BA	80	A	3.6
49	CU	46	ALA	3.6
52	CX	26	PHE	3.6
7	BG	49	THR	3.6
31	CA	1094	U	3.6
46	CR	45	TYR	3.6
35	CF	81	GLN	3.6
1	AA	1492	A	3.6
1	BA	1441	A	3.6

Continued on next page...

Continued from previous page...

Mol	Chain	Res	Type	RSRZ
13	BM	4	ILE	3.6
25	C4	64	TYR	3.6
26	C5	10	LEU	3.6
31	CA	356	G	3.6
48	CT	106	VAL	3.6
19	BS	27	ASP	3.6
31	CA	290	U	3.6
45	CQ	8	LEU	3.6
34	CE	124	PHE	3.6
49	CU	76	ARG	3.6
1	BA	153	C	3.6
31	CA	409	G	3.6
34	CE	154	ASP	3.6
35	CF	113	ASP	3.6
7	BG	152	ALA	3.6
20	BT	45	ALA	3.6
52	CX	47	ALA	3.6
54	CZ	8	GLU	3.6
19	BS	80	TYR	3.6
38	CJ	16	GLY	3.6
37	DH	136	SER	3.6
7	BG	78	ARG	3.6
31	CA	2180	U	3.6
31	CA	2402	U	3.6
53	CY	18	ARG	3.6
2	BB	131	LYS	3.6
14	BN	54	ASP	3.6
34	CE	196	VAL	3.6
37	DH	94	ILE	3.6
50	CV	82	ARG	3.6
7	BG	90	GLU	3.6
43	CO	113	ILE	3.6
51	CW	45	ASP	3.6
2	BB	135	LEU	3.6
46	CR	7	GLY	3.6
28	CB	19	C	3.6
16	BP	60	TRP	3.6
37	CH	137	GLU	3.6
40	CL	103	VAL	3.6
14	BN	58	SER	3.6
43	CO	118	ARG	3.5
33	DA	1730	C	3.5

Continued on next page...

Continued from previous page...

Mol	Chain	Res	Type	RSRZ
48	CT	52	GLU	3.5
7	BG	83	SER	3.5
10	BJ	91	ASP	3.5
34	CE	173	THR	3.5
35	CF	151	GLY	3.5
36	CG	8	PRO	3.5
20	BT	3	ASN	3.5
45	CQ	35	GLY	3.5
34	CE	18	THR	3.5
35	CF	157	THR	3.5
55	DI	124	ASP	3.5
35	CF	65	PRO	3.5
13	BM	104	THR	3.5
19	BS	69	HIS	3.5
36	CG	44	LYS	3.5
31	CA	431	U	3.5
36	CG	161	GLY	3.5
38	DJ	104	ALA	3.5
50	CV	74	ASN	3.5
35	CF	42	GLU	3.5
39	CK	97	PRO	3.5
38	DJ	25	GLY	3.5
48	CT	31	GLN	3.5
19	BS	51	VAL	3.5
31	CA	879	G	3.5
31	CA	2803	G	3.5
34	CE	116	ASP	3.5
43	CO	103	ARG	3.5
30	CD	95	SER	3.5
36	CG	129	THR	3.5
7	BG	16	PRO	3.5
36	CG	116	GLN	3.5
52	CX	74	PRO	3.5
7	BG	85	TYR	3.5
13	BM	103	LYS	3.5
43	CO	56	LYS	3.5
10	BJ	22	THR	3.5
36	CG	106	SER	3.5
41	CM	117	THR	3.5
45	CQ	97	LEU	3.5
14	BN	52	PRO	3.5
34	CE	40	ARG	3.5

Continued on next page...

Continued from previous page...

Mol	Chain	Res	Type	RSRZ
44	CP	80	GLU	3.5
34	CE	175	ILE	3.5
55	DI	72	LEU	3.5
3	BC	159	GLY	3.5
30	CD	46	ARG	3.5
20	BT	35	VAL	3.5
30	CD	73	VAL	3.5
31	CA	101	A	3.5
13	BM	79	ARG	3.5
14	BN	4	GLN	3.5
36	CG	99	LYS	3.5
55	DI	136	ILE	3.5
31	CA	446	G	3.5
31	CA	2123	G	3.5
33	DA	2176	A	3.5
35	CF	54	ALA	3.5
39	CK	60	ASP	3.5
1	BA	219	U	3.5
31	CA	2891	U	3.5
41	CM	131	ALA	3.5
30	CD	97	SER	3.5
39	CK	15	TRP	3.5
39	CK	140	LEU	3.5
7	BG	131	LYS	3.5
35	CF	39	GLY	3.5
47	CS	1	MET	3.5
47	CS	66	HIS	3.5
52	CX	42	GLY	3.5
31	CA	275	C	3.4
1	BA	1026	G	3.4
35	CF	36	LEU	3.4
30	CD	158	GLY	3.4
35	CF	175	PHE	3.4
54	CZ	36	GLN	3.4
13	BM	70	ARG	3.4
31	CA	1870	C	3.4
36	CG	107	LEU	3.4
36	DG	177	LYS	3.4
31	CA	355	U	3.4
31	CA	1277	G	3.4
35	CF	95	ARG	3.4
52	CX	62	LYS	3.4

Continued on next page...

Continued from previous page...

Mol	Chain	Res	Type	RSRZ
50	CV	14	LEU	3.4
1	AA	1031	C	3.4
23	C2	18	GLY	3.4
31	CA	653	U	3.4
38	CJ	36	MET	3.4
7	BG	111	ARG	3.4
31	CA	1247	A	3.4
38	DJ	33	VAL	3.4
44	CP	115	LEU	3.4
39	CK	137	PRO	3.4
44	CP	93	ASP	3.4
1	BA	175	C	3.4
29	CC	48	ARG	3.4
31	CA	2132	U	3.4
38	CJ	8	TYR	3.4
52	CX	80	ILE	3.4
10	BJ	97	ASP	3.4
24	C3	43	THR	3.4
31	CA	1224	U	3.4
33	DA	2180	U	3.4
47	CS	61	ALA	3.4
1	BA	206	C	3.4
55	DI	129	LEU	3.4
38	CJ	101	ILE	3.4
13	BM	13	LYS	3.4
14	BN	28	LYS	3.4
23	C2	7	GLU	3.4
31	CA	1508	A	3.4
13	BM	55	THR	3.4
47	CS	83	TYR	3.4
30	CD	166	GLY	3.4
14	AN	23	LYS	3.4
43	CO	99	LYS	3.4
20	BT	56	PRO	3.4
25	C4	49	MET	3.4
38	CJ	90	SER	3.4
1	BA	1000	A	3.4
38	CJ	37	GLU	3.4
38	DJ	29	GLY	3.4
24	C3	7	PRO	3.4
44	CP	103	VAL	3.4
31	CA	1639	C	3.4

Continued on next page...

Continued from previous page...

Mol	Chain	Res	Type	RSRZ
35	CF	136	ILE	3.4
38	DJ	69	PHE	3.4
47	CS	88	GLY	3.4
48	CT	90	LYS	3.4
7	BG	87	VAL	3.4
31	CA	139	U	3.4
38	CJ	140	VAL	3.4
47	CS	49	ILE	3.4
31	CA	1529	G	3.4
31	CA	2120	G	3.4
36	CG	111	HIS	3.4
13	BM	58	ASP	3.3
55	DI	106	PHE	3.3
20	BT	34	LYS	3.3
24	C3	26	ASN	3.3
35	CF	159	THR	3.3
3	BC	196	ILE	3.3
38	DJ	101	ILE	3.3
7	BG	112	GLY	3.3
49	CU	44	LYS	3.3
48	CT	39	THR	3.3
35	CF	56	ASP	3.3
38	CJ	91	GLY	3.3
1	BA	216	U	3.3
54	CZ	40	SER	3.3
24	C3	14	ARG	3.3
14	BN	48	LEU	3.3
20	BT	79	LEU	3.3
38	DJ	107	GLN	3.3
52	CX	23	VAL	3.3
33	DA	2121	G	3.3
34	CE	73	ILE	3.3
37	CH	72	ILE	3.3
1	BA	1136	C	3.3
31	CA	1052	C	3.3
48	CT	94	ASP	3.3
10	BJ	7	ARG	3.3
38	DJ	117	MET	3.3
7	BG	46	ALA	3.3
25	C4	37	ALA	3.3
30	CD	88	GLU	3.3
37	DH	105	ALA	3.3

Continued on next page...

Continued from previous page...

Mol	Chain	Res	Type	RSRZ
13	BM	28	THR	3.3
31	CA	213	A	3.3
16	BP	52	LEU	3.3
34	CE	21	ARG	3.3
44	CP	38	GLN	3.3
47	CS	48	LYS	3.3
48	CT	99	ARG	3.3
31	CA	72	U	3.3
36	CG	121	ILE	3.3
35	CF	83	TYR	3.3
50	CV	47	LYS	3.3
7	AG	4	ARG	3.3
20	BT	24	ARG	3.3
31	CA	1057	A	3.3
34	CE	4	VAL	3.3
46	CR	44	GLN	3.3
45	CQ	16	ASP	3.3
48	CT	34	ASP	3.3
31	CA	546	U	3.3
31	CA	1727	C	3.3
34	CE	24	ASN	3.3
38	DJ	137	GLY	3.3
22	C1	8	PRO	3.3
41	CM	74	THR	3.3
38	DJ	31	GLN	3.3
17	BQ	61	ILE	3.3
34	CE	145	ASP	3.3
7	BG	4	ARG	3.3
28	CB	41	G	3.3
47	CS	79	ARG	3.3
26	C5	13	ASN	3.3
52	CX	59	LEU	3.3
31	CA	2743	U	3.3
37	CH	133	GLN	3.3
7	BG	7	ILE	3.3
35	CF	171	ALA	3.3
49	CU	35	ALA	3.3
31	CA	89	A	3.3
35	CF	50	LEU	3.3
38	DJ	72	LYS	3.3
9	AI	21	ILE	3.2
31	CA	1325	U	3.2

Continued on next page...

Continued from previous page...

Mol	Chain	Res	Type	RSRZ
21	AU	26	ALA	3.2
38	DJ	133	ALA	3.2
13	BM	31	LYS	3.2
41	CM	35	HIS	3.2
52	CX	25	ARG	3.2
37	CH	11	ASN	3.2
38	DJ	37	GLU	3.2
43	CO	33	ILE	3.2
43	CO	81	ASN	3.2
52	CX	17	GLU	3.2
31	CA	321	U	3.2
31	CA	1396	U	3.2
31	CA	2118	U	3.2
31	CA	2814	A	3.2
36	CG	65	ALA	3.2
40	CL	83	ALA	3.2
44	CP	110	ALA	3.2
46	CR	23	GLY	3.2
30	CD	131	ASP	3.2
1	BA	82	G	3.2
23	C2	41	PRO	3.2
38	DJ	131	GLY	3.2
43	CO	62	ASN	3.2
20	AT	87	ALA	3.2
34	CE	190	ALA	3.2
53	CY	22	LEU	3.2
19	BS	61	PHE	3.2
41	CM	91	ASP	3.2
44	CP	39	VAL	3.2
31	CA	33	C	3.2
31	CA	76	C	3.2
31	CA	281	C	3.2
38	DJ	123	GLU	3.2
7	AG	7	ILE	3.2
25	C4	21	GLY	3.2
36	CG	13	ALA	3.2
7	AG	6	VAL	3.2
27	C0	41	THR	3.2
16	BP	53	ASP	3.2
22	C1	15	MET	3.2
37	DH	65	ALA	3.2
10	BJ	36	VAL	3.2

Continued on next page...

Continued from previous page...

Mol	Chain	Res	Type	RSRZ
39	CK	56	VAL	3.2
3	BC	206	GLU	3.2
31	CA	2111	U	3.2
19	BS	32	ARG	3.2
31	CA	1046	A	3.2
31	CA	1075	C	3.2
33	DA	1727	C	3.2
22	C1	11	SER	3.2
50	CV	6	ARG	3.2
31	CA	1406	U	3.2
31	CA	1539	U	3.2
31	CA	1085	A	3.2
31	CA	1328	A	3.2
34	CE	120	VAL	3.2
38	DJ	34	ASN	3.2
10	BJ	38	GLY	3.2
1	BA	121	U	3.2
22	C1	45	ALA	3.2
45	CQ	91	ALA	3.2
45	CQ	95	ALA	3.2
17	BQ	78	VAL	3.2
20	BT	36	TYR	3.2
33	DA	879	G	3.2
11	AK	81	ASN	3.2
50	CV	20	GLY	3.2
52	CX	82	ILE	3.2
19	BS	21	LYS	3.2
31	CA	2045	C	3.2
35	CF	105	THR	3.2
47	CS	46	GLU	3.2
51	CW	27	PRO	3.2
1	BA	172	A	3.2
31	CA	344	A	3.2
31	CA	1551	A	3.2
7	BG	80	VAL	3.2
30	CD	60	VAL	3.2
44	CP	59	ALA	3.2
33	DA	2130	U	3.2
14	BN	21	PHE	3.2
30	CD	101	PHE	3.2
30	CD	179	ARG	3.2
39	CK	21	THR	3.2

Continued on next page...

Continued from previous page...

Mol	Chain	Res	Type	RSRZ
46	CR	31	VAL	3.2
1	BA	134	G	3.2
31	CA	2766	A	3.2
14	BN	19	LYS	3.1
29	CC	233	GLY	3.1
39	CK	118	MET	3.1
27	C0	39	GLU	3.1
38	DJ	9	VAL	3.1
44	CP	109	ALA	3.1
47	CS	102	SER	3.1
14	BN	18	ASP	3.1
53	CY	20	HIS	3.1
43	CO	52	ILE	3.1
31	CA	1079	C	3.1
31	CA	2165	C	3.1
31	CA	2819	G	3.1
33	DA	2123	G	3.1
33	DA	1065	U	3.1
34	CE	178	VAL	3.1
35	CF	132	VAL	3.1
53	CY	17	ASN	3.1
31	CA	2169	A	3.1
31	CA	1719	G	3.1
34	CE	41	GLN	3.1
34	CE	29	HIS	3.1
47	CS	22	LEU	3.1
14	AN	31	ILE	3.1
50	CV	87	PHE	3.1
13	BM	41	GLU	3.1
13	BM	85	CYS	3.1
50	CV	63	ALA	3.1
10	BJ	99	GLN	3.1
31	CA	877	A	3.1
31	CA	2895	G	3.1
38	DJ	86	ILE	3.1
40	CL	37	ASP	3.1
44	CP	85	LYS	3.1
7	AG	79	ARG	3.1
7	BG	70	ARG	3.1
31	CA	1322	A	3.1
49	CU	85	VAL	3.1
17	BQ	5	ILE	3.1

Continued on next page...

Continued from previous page...

Mol	Chain	Res	Type	RSRZ
39	CK	93	ILE	3.1
1	AA	81	A	3.1
10	BJ	63	ASP	3.1
36	CG	54	PRO	3.1
36	CG	132	VAL	3.1
48	CT	107	VAL	3.1
31	CA	2799	A	3.1
24	C3	37	LYS	3.1
20	BT	48	GLN	3.1
27	C0	48	ILE	3.1
10	AJ	75	ASP	3.1
1	BA	1492	A	3.1
9	BI	64	TYR	3.1
31	CA	128	C	3.1
33	DA	2164	C	3.1
41	CM	103	ILE	3.1
52	CX	69	PHE	3.1
34	CE	28	VAL	3.1
34	CE	105	LEU	3.1
34	CE	164	LEU	3.1
55	DI	119	PRO	3.1
30	CD	91	THR	3.1
42	CN	132	THR	3.1
46	CR	25	TYR	3.1
7	BG	43	VAL	3.1
31	CA	504	A	3.1
39	CK	47	HIS	3.1
38	CJ	104	ALA	3.1
17	BQ	53	CYS	3.1
46	CR	17	ILE	3.1
35	CF	146	VAL	3.1
31	CA	1111	A	3.1
35	CF	91	LEU	3.1
10	BJ	94	ALA	3.1
44	CP	58	ILE	3.0
38	DJ	60	THR	3.0
1	BA	78	A	3.0
25	C4	22	PHE	3.0
34	CE	45	ALA	3.0
39	CK	20	ALA	3.0
55	DI	104	ALA	3.0
16	BP	42	ILE	3.0

Continued on next page...

Continued from previous page...

Mol	Chain	Res	Type	RSRZ
31	CA	866	A	3.0
11	AK	17	SER	3.0
34	CE	44	ARG	3.0
14	BN	6	MET	3.0
38	DJ	40	LYS	3.0
1	BA	198	G	3.0
31	CA	1250	G	3.0
31	CA	1524	G	3.0
31	CA	2802	G	3.0
36	CG	61	GLY	3.0
31	CA	878	A	3.0
31	CA	1533	C	3.0
36	CG	163	ARG	3.0
46	CR	102	ASP	3.0
50	CV	98	SER	3.0
44	CP	82	ALA	3.0
24	C3	35	ARG	3.0
41	CM	106	GLU	3.0
1	BA	844	G	3.0
7	BG	76	LYS	3.0
31	CA	1179	G	3.0
1	BA	1005	A	3.0
34	CE	11	ALA	3.0
35	CF	115	ARG	3.0
36	CG	158	LYS	3.0
49	CU	68	LYS	3.0
51	CW	10	LYS	3.0
38	DJ	121	ASP	3.0
10	BJ	23	ALA	3.0
27	C0	44	ILE	3.0
31	CA	1047	G	3.0
31	CA	1092	C	3.0
49	CU	29	THR	3.0
1	BA	1306	A	3.0
31	CA	1734	G	3.0
33	DA	1847	A	3.0
49	CU	42	GLU	3.0
55	DI	51	TYR	3.0
30	CD	4	LEU	3.0
19	BS	35	SER	3.0
19	BS	38	SER	3.0
13	BM	51	GLY	3.0

Continued on next page...

Continued from previous page...

Mol	Chain	Res	Type	RSRZ
38	CJ	84	ALA	3.0
35	CF	9	LYS	3.0
48	CT	86	MET	3.0
21	AU	27	GLY	3.0
35	CF	10	ASP	3.0
23	C2	15	ALA	3.0
38	DJ	63	ALA	3.0
55	DI	110	ALA	3.0
27	C0	10	THR	3.0
42	CN	80	VAL	3.0
1	BA	1314	C	3.0
30	CD	68	PHE	3.0
31	CA	34	U	3.0
31	CA	2793	C	3.0
42	CN	6	ARG	3.0
1	BA	949	A	3.0
31	CA	502	A	3.0
1	AA	1026	G	3.0
7	BG	74	GLU	3.0
33	DA	2115	G	3.0
35	CF	60	ILE	3.0
37	CH	94	ILE	3.0
38	DJ	48	SER	3.0
19	BS	5	LEU	3.0
7	AG	151	PHE	3.0
1	AA	1037	C	3.0
17	BQ	63	GLU	3.0
2	BB	67	ILE	3.0
31	CA	603	A	3.0
38	DJ	64	ASP	3.0
51	CW	43	ASP	3.0
51	CW	5	ASN	3.0
1	BA	1356	G	3.0
30	CD	154	LYS	3.0
14	BN	31	ILE	3.0
31	CA	1105	U	3.0
22	C1	3	VAL	3.0
31	CA	1045	C	3.0
31	CA	1072	C	3.0
41	CM	116	VAL	3.0
55	DI	126	LEU	3.0
31	CA	514	A	3.0

Continued on next page...

Continued from previous page...

Mol	Chain	Res	Type	RSRZ
21	AU	56	HIS	3.0
37	CH	149	GLU	3.0
31	CA	2801	G	2.9
17	BQ	22	VAL	2.9
31	CA	931	U	2.9
35	CF	169	LEU	2.9
43	CO	94	TYR	2.9
29	CC	272	SER	2.9
50	CV	57	GLY	2.9
36	CG	141	ILE	2.9
13	BM	56	LEU	2.9
34	CE	98	LYS	2.9
49	CU	83	ALA	2.9
48	CT	85	ILE	2.9
31	CA	513	A	2.9
31	CA	1073	A	2.9
31	CA	1532	A	2.9
34	CE	87	ALA	2.9
31	CA	405	U	2.9
54	CZ	49	ASP	2.9
31	CA	880	G	2.9
37	DH	107	GLY	2.9
47	CS	100	GLY	2.9
23	C2	17	THR	2.9
34	CE	200	LEU	2.9
35	CF	25	VAL	2.9
41	CM	94	THR	2.9
55	DI	67	THR	2.9
16	BP	47	GLU	2.9
20	BT	43	ASP	2.9
31	CA	2585	U	2.9
29	DC	272	SER	2.9
34	CE	5	LEU	2.9
36	CG	4	VAL	2.9
27	C0	59	GLU	2.9
31	CA	2313	C	2.9
31	CA	1169	A	2.9
1	AA	85	U	2.9
21	AU	16	LEU	2.9
35	CF	12	VAL	2.9
38	CJ	70	VAL	2.9
19	BS	10	PHE	2.9

Continued on next page...

Continued from previous page...

Mol	Chain	Res	Type	RSRZ
26	C5	33	HIS	2.9
37	CH	140	ALA	2.9
50	CV	44	LYS	2.9
31	CA	1091	G	2.9
21	AU	53	VAL	2.9
34	CE	9	GLN	2.9
34	CE	191	ASP	2.9
35	CF	30	ARG	2.9
46	CR	11	ARG	2.9
31	CA	1509	A	2.9
54	CZ	17	GLU	2.9
11	AK	19	GLY	2.9
13	BM	17	ILE	2.9
14	BN	20	TYR	2.9
19	BS	76	PRO	2.9
31	CA	117	G	2.9
35	CF	176	PRO	2.9
10	BJ	89	ARG	2.9
39	CK	120	ARG	2.9
43	CO	7	GLY	2.9
43	CO	84	GLY	2.9
30	CD	188	LEU	2.9
48	CT	103	ILE	2.9
54	CZ	54	LYS	2.9
13	BM	42	ASP	2.9
37	CH	139	PHE	2.9
55	DI	29	ASP	2.9
28	CB	110	C	2.9
53	CY	76	GLU	2.9
54	CZ	41	HIS	2.9
1	BA	220	G	2.9
1	BA	989	U	2.9
29	CC	27	GLY	2.9
31	CA	476	G	2.9
13	BM	52	GLN	2.9
3	BC	193	TYR	2.9
36	CG	151	TYR	2.9
54	CZ	32	ALA	2.9
52	CX	83	GLU	2.9
35	CF	84	PRO	2.9
39	CK	61	LYS	2.9
41	CM	82	LEU	2.9

Continued on next page...

Continued from previous page...

Mol	Chain	Res	Type	RSRZ
48	CT	71	VAL	2.9
52	CX	45	PHE	2.9
55	DI	113	PHE	2.9
29	CC	180	GLU	2.9
31	CA	2872	A	2.9
10	BJ	15	HIS	2.9
54	CZ	37	LEU	2.9
13	BM	30	SER	2.8
41	CM	4	ASN	2.8
55	DI	38	MET	2.8
49	CU	51	PHE	2.8
31	CA	451	U	2.8
10	BJ	78	GLU	2.8
47	CS	24	LYS	2.8
49	CU	40	LYS	2.8
1	BA	380	G	2.8
34	CE	153	LEU	2.8
36	CG	26	ILE	2.8
46	CR	14	HIS	2.8
34	CE	23	PHE	2.8
35	CF	118	SER	2.8
41	CM	18	ARG	2.8
47	CS	78	ARG	2.8
1	AA	209	U	2.8
3	BC	85	GLU	2.8
38	DJ	82	LYS	2.8
33	DA	2178	C	2.8
37	CH	15	LEU	2.8
53	CY	49	LEU	2.8
7	BG	89	VAL	2.8
36	CG	24	ILE	2.8
31	CA	1439	A	2.8
33	DA	2108	A	2.8
35	CF	161	LYS	2.8
46	CR	42	ALA	2.8
47	CS	62	GLU	2.8
31	CA	114	U	2.8
22	C1	30	VAL	2.8
55	DI	73	LYS	2.8
7	BG	82	GLY	2.8
23	C2	33	LYS	2.8
31	CA	1215	G	2.8

Continued on next page...

Continued from previous page...

Mol	Chain	Res	Type	RSRZ
31	CA	2127	G	2.8
31	CA	2159	G	2.8
9	BI	126	GLN	2.8
34	CE	75	SER	2.8
22	C1	37	LYS	2.8
35	CF	131	GLY	2.8
53	CY	30	LEU	2.8
31	CA	1522	A	2.8
37	DH	110	VAL	2.8
31	CA	315	G	2.8
31	CA	1311	G	2.8
31	CA	1633	G	2.8
44	CP	46	GLU	2.8
35	CF	71	ARG	2.8
36	CG	165	ALA	2.8
39	CK	136	GLN	2.8
43	CO	22	ARG	2.8
47	CS	69	GLY	2.8
45	CQ	43	PHE	2.8
49	CU	62	VAL	2.8
13	BM	102	THR	2.8
31	CA	262	A	2.8
31	CA	2147	A	2.8
26	C5	20	ASP	2.8
31	CA	2106	U	2.8
40	CL	51	LYS	2.8
47	CS	28	ALA	2.8
31	CA	548	G	2.8
31	CA	561	G	2.8
45	CQ	12	GLN	2.8
31	CA	795	C	2.8
39	CK	55	ILE	2.8
53	CY	13	VAL	2.8
41	CM	76	GLU	2.8
27	C0	17	LEU	2.8
55	DI	66	GLY	2.8
31	CA	361	G	2.8
31	CA	495	G	2.8
31	CA	1726	C	2.8
45	CQ	11	GLU	2.8
20	BT	86	LEU	2.8
1	BA	93	U	2.8

Continued on next page...

Continued from previous page...

Mol	Chain	Res	Type	RSRZ
1	BA	1362	A	2.8
20	BT	32	ILE	2.8
36	CG	177	LYS	2.8
40	CL	111	LYS	2.8
1	BA	1226	C	2.8
33	DA	2146	C	2.8
44	CP	50	ALA	2.8
2	BB	132	LYS	2.8
17	AQ	9	GLN	2.8
39	CK	124	VAL	2.8
1	BA	1004	A	2.8
31	CA	347	A	2.8
31	CA	1214	A	2.8
35	CF	26	MET	2.8
34	CE	160	ALA	2.8
52	CX	73	GLY	2.8
1	BA	1218	C	2.8
3	BC	79	LYS	2.8
9	BI	68	LYS	2.8
13	BM	14	HIS	2.8
13	BM	115	PRO	2.8
52	CX	38	VAL	2.8
31	CA	448	U	2.7
16	BP	81	ALA	2.7
34	CE	125	SER	2.7
38	CJ	92	LYS	2.7
41	CM	38	GLN	2.7
47	CS	82	HIS	2.7
49	DU	91	GLN	2.7
31	CA	1319	C	2.7
28	CB	16	G	2.7
51	CW	67	GLY	2.7
50	DV	53	ASN	2.7
49	CU	79	ASP	2.7
7	BG	144	MET	2.7
1	BA	83	C	2.7
31	CA	1217	U	2.7
39	CK	89	PHE	2.7
47	CS	101	ILE	2.7
1	BA	1018	G	2.7
41	CM	5	THR	2.7
10	BJ	86	ALA	2.7

Continued on next page...

Continued from previous page...

Mol	Chain	Res	Type	RSRZ
40	CL	68	GLY	2.7
44	CP	99	TYR	2.7
46	CR	32	TYR	2.7
10	BJ	27	GLU	2.7
35	CF	80	ARG	2.7
8	BH	121	LEU	2.7
35	CF	163	ASP	2.7
43	CO	36	THR	2.7
47	CS	29	THR	2.7
1	AA	1000	A	2.7
1	BA	1033	G	2.7
27	C0	43	ALA	2.7
36	CG	94	TYR	2.7
50	CV	80	ALA	2.7
9	BI	72	ILE	2.7
31	CA	1058	U	2.7
34	CE	134	LEU	2.7
40	CL	28	SER	2.7
13	BM	6	GLY	2.7
14	AN	33	ASP	2.7
22	C1	23	THR	2.7
36	CG	127	THR	2.7
26	C5	9	LYS	2.7
41	CM	132	ARG	2.7
42	CN	79	ALA	2.7
1	BA	977	A	2.7
31	CA	501	A	2.7
1	BA	68	G	2.7
7	BG	137	LYS	2.7
9	BI	31	ASN	2.7
31	CA	475	C	2.7
31	CA	884	U	2.7
30	CD	9	VAL	2.7
3	BC	170	GLU	2.7
44	CP	57	ALA	2.7
36	CG	19	ILE	2.7
31	CA	508	A	2.7
31	CA	2792	A	2.7
1	BA	108	G	2.7
1	BA	202	G	2.7
38	DJ	16	GLY	2.7
25	C4	27	ALA	2.7

Continued on next page...

Continued from previous page...

Mol	Chain	Res	Type	RSRZ
29	CC	37	ASN	2.7
33	DA	546	U	2.7
47	CS	80	ARG	2.7
36	CG	46	ALA	2.7
36	CG	48	ASN	2.7
20	BT	39	ILE	2.7
33	DA	2153	C	2.7
55	DI	118	ILE	2.7
55	DI	132	TYR	2.7
19	BS	15	LEU	2.7
9	BI	32	GLN	2.7
20	BT	51	PHE	2.7
27	C0	9	GLN	2.7
41	CM	50	PHE	2.7
34	CE	165	HIS	2.7
50	CV	55	PRO	2.7
29	CC	245	VAL	2.7
31	CA	505	A	2.7
50	CV	60	GLU	2.7
1	BA	976	G	2.7
10	BJ	16	ARG	2.7
7	BG	132	GLY	2.7
54	CZ	31	GLN	2.7
27	C0	55	VAL	2.7
34	CE	51	GLU	2.7
38	DJ	108	GLU	2.7
10	BJ	10	LEU	2.7
13	BM	54	ASP	2.7
30	CD	184	ARG	2.7
31	CA	1866	A	2.7
34	CE	91	ASP	2.7
35	CF	21	ASN	2.7
24	C3	17	GLY	2.7
31	CA	1625	C	2.7
19	BS	67	VAL	2.7
31	CA	488	G	2.7
49	CU	14	PRO	2.7
7	BG	134	ALA	2.7
9	BI	17	ALA	2.7
20	BT	85	LYS	2.6
34	CE	132	LYS	2.6
52	CX	46	HIS	2.7

Continued on next page...

Continued from previous page...

Mol	Chain	Res	Type	RSRZ
48	CT	97	LEU	2.6
47	CS	43	ASN	2.6
26	C5	35	GLN	2.6
31	CA	1069	A	2.6
21	AU	8	GLU	2.6
1	BA	998	C	2.6
1	BA	1209	C	2.6
35	CF	55	ALA	2.6
7	BG	99	LEU	2.6
31	CA	537	G	2.6
44	CP	26	LEU	2.6
36	CG	42	GLU	2.6
38	DJ	46	THR	2.6
39	CK	78	THR	2.6
10	BJ	100	ILE	2.6
53	CY	28	ARG	2.6
16	BP	54	LEU	2.6
20	BT	11	ALA	2.6
31	CA	1104	C	2.6
35	CF	97	TRP	2.6
37	CH	132	PHE	2.6
1	BA	69	G	2.6
1	BA	1003	G	2.6
31	CA	1271	G	2.6
31	CA	1332	G	2.6
35	CF	62	GLY	2.6
53	CY	8	THR	2.6
31	CA	2817	U	2.6
33	DA	1094	U	2.6
38	DJ	120	ALA	2.6
44	CP	41	ALA	2.6
8	BH	120	GLY	2.6
25	C4	52	LYS	2.6
29	CC	234	GLY	2.6
31	CA	335	C	2.6
31	CA	353	C	2.6
30	CD	200	ASP	2.6
35	CF	32	GLU	2.6
36	CG	152	ARG	2.6
36	CG	168	VAL	2.6
39	CK	62	VAL	2.6
16	BP	50	THR	2.6

Continued on next page...

Continued from previous page...

Mol	Chain	Res	Type	RSRZ
22	C1	44	THR	2.6
38	DJ	106	LEU	2.6
31	CA	1017	G	2.6
31	CA	1026	G	2.6
31	CA	2506	U	2.6
39	CK	125	TYR	2.6
9	BI	122	ARG	2.6
31	CA	2883	A	2.6
55	DI	21	GLY	2.6
21	AU	9	ASN	2.6
31	CA	1606	C	2.6
30	CD	132	ALA	2.6
42	CN	134	THR	2.6
1	BA	1017	U	2.6
31	CA	810	U	2.6
33	DA	2122	U	2.6
38	DJ	58	VAL	2.6
53	CY	56	MET	2.6
13	AM	19	LEU	2.6
31	CA	44	A	2.6
31	CA	1614	A	2.6
43	CO	97	ILE	2.6
10	BJ	28	THR	2.6
31	CA	22	C	2.6
31	CA	531	C	2.6
31	CA	1320	C	2.6
31	CA	1547	C	2.6
38	CJ	15	ALA	2.6
10	BJ	81	GLU	2.6
27	C0	37	GLU	2.6
35	CF	17	MET	2.6
49	CU	24	MET	2.6
19	BS	16	LEU	2.6
1	BA	86	G	2.6
1	BA	954	G	2.6
22	C1	20	ASP	2.6
33	DA	1068	G	2.6
36	CG	69	ARG	2.6
37	DH	106	ALA	2.6
48	CT	54	ALA	2.6
31	CA	443	A	2.6
7	BG	6	VAL	2.6

Continued on next page...

Continued from previous page...

Mol	Chain	Res	Type	RSRZ
7	BG	60	GLU	2.6
34	CE	177	PRO	2.6
37	DH	77	THR	2.6
50	CV	70	VAL	2.6
10	AJ	35	GLN	2.6
25	C4	4	ILE	2.6
40	CL	38	ILE	2.6
44	CP	92	PHE	2.6
23	C2	42	VAL	2.6
37	DH	87	GLU	2.6
1	BA	1019	A	2.6
22	C1	42	HIS	2.6
10	BJ	6	ILE	2.6
14	BN	41	ARG	2.6
31	CA	1607	C	2.6
9	BI	16	ALA	2.6
18	BR	51	TYR	2.6
38	DJ	110	ALA	2.6
51	CW	59	GLU	2.6
3	BC	195	VAL	2.6
19	BS	23	VAL	2.6
44	CP	67	ASN	2.6
9	BI	43	THR	2.6
20	BT	80	THR	2.6
30	CD	77	ARG	2.6
31	CA	1213	A	2.6
1	BA	90	C	2.6
46	CR	38	ALA	2.6
24	C3	11	LYS	2.6
36	CG	41	VAL	2.6
39	CK	141	ASP	2.6
46	CR	34	VAL	2.6
53	CY	74	ARG	2.6
24	C3	18	PHE	2.5
11	AK	66	ALA	2.5
1	BA	983	A	2.5
43	CO	74	GLU	2.5
31	CA	266	G	2.5
31	CA	539	G	2.5
31	CA	1099	G	2.5
39	CK	83	GLY	2.5
50	CV	9	ASP	2.5

Continued on next page...

Continued from previous page...

Mol	Chain	Res	Type	RSRZ
24	C3	22	MET	2.5
17	BQ	45	HIS	2.5
20	BT	68	HIS	2.5
36	CG	49	THR	2.5
48	CT	42	LYS	2.5
50	CV	15	THR	2.5
14	AN	39	GLU	2.5
34	CE	50	ALA	2.5
37	CH	102	ALA	2.5
52	CX	71	VAL	2.5
31	CA	1548	A	2.5
35	CF	34	ILE	2.5
36	CG	18	LYS	2.5
1	BA	988	G	2.5
1	BA	1305	G	2.5
31	CA	1334	G	2.5
41	CM	8	PRO	2.5
10	BJ	93	ALA	2.5
35	CF	112	ARG	2.5
46	CR	118	ALA	2.5
53	CY	14	THR	2.5
48	CT	91	GLY	2.5
50	CV	49	VAL	2.5
8	BH	2	SER	2.5
13	AM	11	ASP	2.5
17	BQ	21	ILE	2.5
19	BS	42	PRO	2.5
31	CA	2105	U	2.5
43	CO	102	PHE	2.5
43	CO	106	ASP	2.5
35	CF	102	ARG	2.5
1	BA	67	C	2.5
1	BA	1210	C	2.5
31	CA	2666	C	2.5
10	AJ	36	VAL	2.5
20	BT	42	GLY	2.5
37	CH	142	VAL	2.5
44	CP	27	VAL	2.5
47	CS	57	GLY	2.5
38	CJ	106	LEU	2.5
25	C4	14	PHE	2.5
41	CM	126	ARG	2.5

Continued on next page...

Continued from previous page...

Mol	Chain	Res	Type	RSRZ
1	BA	1211	U	2.5
1	BA	1308	U	2.5
31	CA	2796	U	2.5
44	CP	32	PRO	2.5
48	CT	101	SER	2.5
13	BM	100	GLN	2.5
1	BA	210	C	2.5
1	BA	980	C	2.5
31	CA	680	C	2.5
31	CA	1251	C	2.5
31	CA	2820	A	2.5
33	DA	2165	C	2.5
35	CF	68	THR	2.5
39	CK	73	VAL	2.5
43	CO	78	LYS	2.5
47	CS	14	VAL	2.5
1	BA	104	G	2.5
1	BA	842	U	2.5
1	BA	1008	U	2.5
35	CF	31	VAL	2.5
38	DJ	57	VAL	2.5
43	CO	18	GLN	2.5
27	C0	8	THR	2.5
31	CA	316	C	2.5
31	CA	352	A	2.5
9	AI	129	LYS	2.5
16	AP	47	GLU	2.5
51	CW	7	GLU	2.5
1	BA	378	G	2.5
31	CA	205	G	2.5
34	CE	36	ALA	2.5
48	CT	58	ALA	2.5
31	CA	387	U	2.5
37	CH	58	LEU	2.5
38	CJ	105	GLN	2.5
49	CU	61	LEU	2.5
39	CK	88	THR	2.5
1	BA	222	C	2.5
19	BS	73	GLU	2.5
31	CA	2753	A	2.5
23	C2	12	VAL	2.5
35	CF	13	VAL	2.5

Continued on next page...

Continued from previous page...

Mol	Chain	Res	Type	RSRZ
35	CF	107	ALA	2.5
36	CG	125	CYS	2.5
45	CQ	74	PHE	2.5
24	C3	13	ASN	2.5
31	CA	2671	G	2.5
1	BA	215	C	2.5
1	BA	1137	C	2.5
21	AU	52	ALA	2.5
30	CD	47	ALA	2.5
49	CU	87	LEU	2.5
31	CA	2163	A	2.5
7	BG	37	SER	2.5
16	BP	38	PHE	2.5
40	CL	84	CYS	2.5
7	BG	123	GLU	2.5
13	BM	71	ARG	2.5
31	CA	2871	U	2.5
43	CO	71	ARG	2.5
11	BK	73	ALA	2.5
14	BN	46	LEU	2.5
31	CA	124	G	2.5
36	CG	79	VAL	2.5
2	BB	126	PHE	2.5
35	CF	135	GLN	2.5
38	DJ	47	ASP	2.5
52	CX	72	LYS	2.5
31	CA	478	A	2.5
31	CA	631	A	2.5
33	DA	2104	C	2.5
36	CG	130	GLU	2.5
42	CN	105	MET	2.5
55	DI	40	GLU	2.5
1	AA	88	U	2.5
36	CG	82	GLY	2.5
38	CJ	27	ALA	2.5
51	CW	71	LYS	2.5
52	CX	68	LYS	2.5
36	CG	126	PRO	2.5
45	CQ	59	PHE	2.5
36	CG	131	ILE	2.5
35	CF	121	SER	2.5
43	CO	3	HIS	2.5

Continued on next page...

Continued from previous page...

Mol	Chain	Res	Type	RSRZ
52	DX	85	GLU	2.5
53	CY	34	HIS	2.5
31	CA	1233	C	2.4
31	CA	1764	C	2.4
31	CA	2175	C	2.4
31	CA	892	A	2.4
47	CS	72	VAL	2.4
20	BT	72	ALA	2.4
37	CH	74	ALA	2.4
55	DI	22	ALA	2.4
7	BG	18	PHE	2.4
19	BS	3	ARG	2.4
36	CG	55	ARG	2.4
40	CL	48	PRO	2.4
9	BI	63	LEU	2.4
17	AQ	4	LYS	2.4
39	CK	92	MET	2.4
11	BK	43	GLY	2.4
1	BA	135	C	2.4
31	CA	30	G	2.4
31	CA	509	C	2.4
31	CA	1216	G	2.4
31	CA	1408	G	2.4
31	CA	1867	G	2.4
36	CG	108	GLY	2.4
49	CU	31	VAL	2.4
50	CV	93	VAL	2.4
31	CA	87	U	2.4
42	CN	50	ARG	2.4
35	CF	106	ILE	2.4
8	BH	113	ASP	2.4
2	BB	14	VAL	2.4
35	CF	74	VAL	2.4
13	BM	37	ALA	2.4
29	CC	2	ALA	2.4
38	DJ	62	TYR	2.4
1	BA	1312	G	2.4
28	CB	20	G	2.4
31	CA	7	G	2.4
31	CA	343	C	2.4
31	CA	585	G	2.4
31	CA	686	U	2.4

Continued on next page...

Continued from previous page...

Mol	Chain	Res	Type	RSRZ
31	CA	1248	G	2.4
42	CN	110	GLU	2.4
34	CE	100	MET	2.4
39	CK	49	ASP	2.4
51	CW	48	MET	2.4
34	CE	179	SER	2.4
47	CS	68	ARG	2.4
39	CK	9	GLU	2.4
47	CS	85	LYS	2.4
52	CX	37	ILE	2.4
31	CA	267	C	2.4
33	DA	1176	U	2.4
38	DJ	75	PRO	2.4
30	CD	39	ASP	2.4
31	CA	1324	G	2.4
31	CA	2621	G	2.4
31	CA	2860	A	2.4
53	CY	11	ARG	2.4
3	BC	29	PHE	2.4
14	BN	17	ALA	2.4
41	CM	141	LYS	2.4
43	CO	119	SER	2.4
44	CP	77	ALA	2.4
52	CX	60	PHE	2.4
52	CX	75	LYS	2.4
43	DO	123	GLU	2.4
29	CC	46	ASN	2.4
34	CE	90	GLN	2.4
7	BG	47	LEU	2.4
35	CF	178	ARG	2.4
43	CO	20	MET	2.4
45	CQ	109	ARG	2.4
1	BA	1214	C	2.4
23	C2	19	HIS	2.4
33	DA	1726	C	2.4
1	BA	66	A	2.4
33	DA	2170	A	2.4
31	CA	859	G	2.4
31	CA	2828	G	2.4
26	C5	12	ARG	2.4
44	CP	106	LEU	2.4
43	CO	101	GLY	2.4

Continued on next page...

Continued from previous page...

Mol	Chain	Res	Type	RSRZ
51	CW	1	MET	2.4
1	BA	1364	U	2.4
31	CA	29	U	2.4
10	BJ	72	ARG	2.4
28	CB	37	C	2.4
31	CA	240	C	2.4
40	CL	2	ILE	2.4
38	DJ	11	LEU	2.4
31	CA	883	G	2.4
31	CA	1107	G	2.4
37	DH	96	THR	2.4
47	CS	94	THR	2.4
39	CK	75	TYR	2.4
39	CK	76	HIS	2.4
55	DI	63	ALA	2.4
35	CF	111	ILE	2.4
1	BA	1322	C	2.4
30	CD	199	SER	2.4
31	CA	444	C	2.4
31	CA	2178	C	2.4
33	DA	1072	C	2.4
31	CA	222	A	2.4
50	CV	85	PHE	2.4
41	CM	60	ARG	2.4
46	CR	113	ALA	2.4
48	CT	72	THR	2.4
1	BA	1475	G	2.4
31	CA	230	G	2.4
31	CA	551	G	2.4
31	CA	2162	G	2.4
36	CG	27	LYS	2.4
1	BA	133	U	2.4
38	DJ	30	GLN	2.4
31	CA	2129	C	2.4
2	BB	201	PRO	2.4
34	CE	49	ARG	2.4
1	BA	1257	A	2.4
46	CR	24	TYR	2.4
51	CW	23	ALA	2.4
55	DI	135	ALA	2.4
46	CR	4	VAL	2.4
1	BA	1221	G	2.4

Continued on next page...

Continued from previous page...

Mol	Chain	Res	Type	RSRZ
31	CA	1071	G	2.4
31	CA	2786	U	2.4
54	CZ	25	GLN	2.4
50	CV	101	GLU	2.4
1	BA	1028	C	2.4
3	BC	71	ALA	2.4
3	BC	207	ILE	2.4
43	CO	37	THR	2.4
16	BP	39	PHE	2.3
17	AQ	54	GLY	2.3
33	DA	2169	A	2.3
44	CP	75	GLY	2.3
2	AB	37	LYS	2.3
5	BE	149	SER	2.3
31	CA	545	U	2.3
54	CZ	5	GLU	2.3
2	BB	31	ILE	2.3
2	BB	166	ALA	2.3
13	BM	35	ALA	2.3
31	CA	976	G	2.3
31	CA	1300	G	2.3
33	DA	882	G	2.3
35	CF	104	ILE	2.3
43	CO	68	ALA	2.3
13	BM	65	VAL	2.3
30	CD	56	LYS	2.3
35	CF	142	ASP	2.3
31	CA	2158	A	2.3
34	CE	16	GLU	2.3
24	C3	15	SER	2.3
31	CA	1060	U	2.3
35	CF	168	ALA	2.3
48	CT	66	ILE	2.3
46	CR	8	VAL	2.3
31	CA	2877	G	2.3
9	BI	59	GLU	2.3
31	CA	1100	C	2.3
31	CA	2767	C	2.3
35	CF	46	ASP	2.3
20	BT	46	ALA	2.3
22	C1	29	SER	2.3
31	CA	2835	A	2.3

Continued on next page...

Continued from previous page...

Mol	Chain	Res	Type	RSRZ
1	BA	1286	U	2.3
13	BM	25	VAL	2.3
31	CA	1729	U	2.3
13	BM	111	GLY	2.3
16	BP	16	PHE	2.3
38	DJ	113	LYS	2.3
46	CR	26	GLY	2.3
3	BC	28	GLU	2.3
30	CD	35	THR	2.3
30	CD	148	GLN	2.3
13	BM	5	ALA	2.3
31	CA	31	C	2.3
31	CA	35	G	2.3
31	CA	411	G	2.3
33	DA	883	G	2.3
33	DA	1093	G	2.3
33	DA	2156	G	2.3
43	CO	40	LYS	2.3
45	CQ	108	ALA	2.3
7	BG	64	VAL	2.3
45	CQ	17	VAL	2.3
46	CR	39	VAL	2.3
3	BC	197	GLY	2.3
33	DA	1098	A	2.3
38	DJ	119	GLY	2.3
9	BI	124	ARG	2.3
20	BT	52	ASN	2.3
36	DG	111	HIS	2.3
50	CV	46	GLN	2.3
48	CT	109	ASP	2.3
41	CM	138	ALA	2.3
52	CX	84	ALA	2.3
54	CZ	4	LYS	2.3
9	BI	39	PHE	2.3
17	BQ	46	VAL	2.3
31	CA	456	C	2.3
28	CB	24	G	2.3
31	CA	85	G	2.3
31	CA	1622	G	2.3
31	CA	2630	G	2.3
20	BT	25	ARG	2.3
35	CF	11	GLU	2.3

Continued on next page...

Continued from previous page...

Mol	Chain	Res	Type	RSRZ
48	CT	1	MET	2.3
25	C4	47	LYS	2.3
30	CD	38	LYS	2.3
31	CA	472	A	2.3
31	CA	1321	A	2.3
3	BC	103	ILE	2.3
10	BJ	40	ILE	2.3
10	BJ	83	THR	2.3
48	CT	16	LYS	2.3
45	CQ	32	VAL	2.3
8	BH	122	GLY	2.3
13	BM	112	PRO	2.3
34	CE	42	GLY	2.3
19	BS	78	ARG	2.3
23	C2	13	SER	2.3
41	CM	143	GLU	2.3
49	CU	4	GLU	2.3
55	DI	89	PRO	2.3
31	CA	2150	C	2.3
31	CA	2164	C	2.3
14	BN	16	LEU	2.3
28	CB	117	G	2.3
31	CA	259	G	2.3
31	CA	474	G	2.3
31	CA	1227	G	2.3
37	CH	6	LEU	2.3
31	CA	270	A	2.3
31	CA	332	A	2.3
37	CH	36	ALA	2.3
36	CG	170	ARG	2.3
40	CL	101	GLY	2.3
47	CS	84	ARG	2.3
13	BM	44	LYS	2.3
31	CA	550	C	2.3
20	BT	41	ALA	2.3
29	CC	92	ALA	2.3
31	CA	1176	U	2.3
43	CO	30	ARG	2.3
47	CS	42	ALA	2.3
24	C3	24	THR	2.3
39	CK	50	THR	2.3
44	CP	24	THR	2.3

Continued on next page...

Continued from previous page...

Mol	Chain	Res	Type	RSRZ
44	CP	86	GLY	2.3
48	CT	104	THR	2.3
51	CW	2	PHE	2.3
52	CX	79	PHE	2.3
1	AA	1441	A	2.3
1	BA	959	A	2.3
31	CA	277	G	2.3
31	CA	469	G	2.3
31	CA	1572	A	2.3
49	CU	64	LYS	2.3
19	BS	25	SER	2.3
34	CE	15	SER	2.3
16	BP	51	ARG	2.3
27	C0	14	ILE	2.3
38	DJ	8	TYR	2.3
22	C1	51	GLY	2.3
37	CH	119	ASN	2.3
1	BA	1275	A	2.3
2	BB	129	LEU	2.3
31	CA	38	A	2.3
27	C0	11	ARG	2.3
31	CA	39	G	2.3
31	CA	126	A	2.3
31	CA	497	A	2.3
31	CA	2004	G	2.3
34	CE	138	LEU	2.3
48	CT	84	ARG	2.3
26	C5	8	LYS	2.3
30	CD	75	ALA	2.3
36	CG	176	LYS	2.3
31	CA	895	U	2.3
42	CN	88	ASN	2.3
24	C3	19	ARG	2.3
40	CL	95	ILE	2.3
24	C3	23	ALA	2.3
55	DI	50	VAL	2.3
55	DI	112	ALA	2.3
1	BA	1006	G	2.2
43	CO	32	GLU	2.2
1	AA	1025	U	2.2
6	AF	1	MET	2.2
1	BA	1325	C	2.2

Continued on next page...

Continued from previous page...

Mol	Chain	Res	Type	RSRZ
10	BJ	82	LYS	2.2
26	C5	32	LYS	2.2
31	CA	2755	C	2.2
31	CA	2787	C	2.2
49	CU	74	ILE	2.2
7	BG	86	GLN	2.2
10	BJ	21	ALA	2.2
13	AM	32	ALA	2.2
44	CP	19	GLN	2.2
52	CX	61	ALA	2.2
1	BA	958	A	2.2
1	BA	1274	A	2.2
14	BN	13	ARG	2.2
31	CA	330	A	2.2
31	CA	1654	A	2.2
2	BB	128	LYS	2.2
55	DI	117	LEU	2.2
47	CS	95	ASP	2.2
18	BR	23	TYR	2.2
30	CD	104	VAL	2.2
35	CF	114	PHE	2.2
38	DJ	93	PRO	2.2
42	CN	9	PHE	2.2
54	CZ	26	PHE	2.2
30	CD	36	GLN	2.2
31	CA	1170	C	2.2
41	CM	24	GLY	2.2
30	CD	139	SER	2.2
2	BB	117	LEU	2.2
40	CL	53	LYS	2.2
46	CR	22	LYS	2.2
47	CS	25	LEU	2.2
1	AA	1016	A	2.2
7	AG	62	PHE	2.2
30	CD	48	ILE	2.2
31	CA	2873	A	2.2
47	CS	47	VAL	2.2
48	CT	57	ASN	2.2
51	CW	66	ASP	2.2
7	BG	141	VAL	2.2
1	BA	218	U	2.2
31	CA	971	G	2.2

Continued on next page...

Continued from previous page...

Mol	Chain	Res	Type	RSRZ
31	CA	1038	G	2.2
31	CA	1252	G	2.2
38	DJ	91	GLY	2.2
54	CZ	7	ARG	2.2
14	BN	42	TRP	2.2
18	BR	74	HIS	2.2
31	CA	57	C	2.2
31	CA	1730	C	2.2
33	DA	1172	C	2.2
41	CM	42	SER	2.2
48	CT	19	LEU	2.2
19	BS	19	VAL	2.2
41	CM	130	GLY	2.2
50	CV	69	ASN	2.2
1	BA	174	A	2.2
17	BQ	9	GLN	2.2
31	CA	526	A	2.2
31	CA	1285	A	2.2
35	CF	43	ALA	2.2
35	CF	53	ALA	2.2
14	AN	27	LEU	2.2
19	BS	31	LEU	2.2
3	BC	51	SER	2.2
28	CB	21	G	2.2
31	CA	26	G	2.2
31	CA	512	G	2.2
31	CA	1444	G	2.2
31	CA	1653	G	2.2
31	CA	2808	G	2.2
1	BA	214	C	2.2
13	BM	9	ILE	2.2
33	DA	2161	C	2.2
30	CD	189	VAL	2.2
35	CF	133	ARG	2.2
37	CH	130	VAL	2.2
30	CD	71	ALA	2.2
30	CD	76	GLY	2.2
38	CJ	100	LYS	2.2
19	BS	79	THR	2.2
34	CE	46	GLN	2.2
36	CG	59	ALA	2.2
36	CG	145	ALA	2.2

Continued on next page...

Continued from previous page...

Mol	Chain	Res	Type	RSRZ
37	DH	104	THR	2.2
38	DJ	77	ALA	2.2
44	CP	113	ALA	2.2
31	CA	1108	U	2.2
31	CA	2131	U	2.2
31	CA	2660	A	2.2
33	DA	1077	A	2.2
33	DA	2147	A	2.2
7	BG	5	ARG	2.2
17	AQ	83	VAL	2.2
30	CD	27	ILE	2.2
34	CE	79	ARG	2.2
34	CE	148	ILE	2.2
1	BA	979	C	2.2
24	C3	36	ALA	2.2
31	CA	1389	G	2.2
31	CA	2128	G	2.2
31	CA	2791	G	2.2
14	BN	57	PRO	2.2
42	CN	106	ASP	2.2
8	BH	99	LEU	2.2
46	CR	71	GLN	2.2
19	AS	55	ARG	2.2
7	BG	54	SER	2.2
23	C2	14	SER	2.2
31	CA	1254	A	2.2
48	CT	98	LYS	2.2
51	CW	34	LYS	2.2
35	CF	19	GLU	2.2
51	DW	69	GLU	2.2
38	DJ	115	ALA	2.2
1	BA	379	C	2.2
7	AG	68	ASN	2.2
7	BG	84	THR	2.2
22	C1	7	LYS	2.2
31	CA	327	G	2.2
33	DA	2168	G	2.2
37	CH	27	ARG	2.2
46	CR	30	ARG	2.2
30	CD	89	GLU	2.2
34	CE	155	GLU	2.2
1	BA	197	A	2.2

Continued on next page...

Continued from previous page...

Mol	Chain	Res	Type	RSRZ
10	BJ	71	LEU	2.2
29	CC	33	LEU	2.2
34	CE	182	ALA	2.2
35	CF	45	ALA	2.2
36	CG	72	LEU	2.2
8	BH	89	LYS	2.2
38	CJ	72	LYS	2.2
45	CQ	18	PRO	2.2
53	CY	77	LYS	2.2
29	CC	239	ASN	2.2
30	CD	167	ASN	2.2
31	CA	32	C	2.2
31	CA	445	C	2.2
52	CX	43	THR	2.2
26	C5	30	GLU	2.2
39	CK	17	VAL	2.2
28	CB	64	G	2.2
31	CA	81	G	2.2
31	CA	1303	G	2.2
10	BJ	30	LYS	2.2
26	C5	34	LYS	2.2
34	CE	70	SER	2.2
36	CG	149	ARG	2.2
51	CW	58	SER	2.2
14	BN	40	ASP	2.2
37	CH	47	PHE	2.2
43	CO	80	PHE	2.2
37	DH	11	ASN	2.2
1	BA	1132	C	2.2
13	BM	62	LYS	2.2
14	BN	53	ARG	2.2
26	C5	2	LYS	2.2
31	CA	145	C	2.2
50	CV	86	ARG	2.2
2	BB	134	ALA	2.2
8	BH	130	ALA	2.2
29	CC	202	LEU	2.2
36	CG	33	LEU	2.2
40	CL	60	ALA	2.2
41	CM	3	LEU	2.2
13	BM	74	SER	2.2
31	CA	235	U	2.2

Continued on next page...

Continued from previous page...

Mol	Chain	Res	Type	RSRZ
1	BA	1013	G	2.2
31	CA	1540	G	2.2
43	CO	100	CYS	2.2
10	AJ	74	VAL	2.2
16	AP	78	VAL	2.2
36	CG	90	VAL	2.2
38	DJ	70	VAL	2.2
49	CU	53	VAL	2.2
45	CQ	98	TYR	2.1
31	CA	1507	C	2.1
31	CA	1531	C	2.1
13	AM	115	PRO	2.1
33	DA	884	U	2.1
13	BM	107	ARG	2.1
15	AO	89	ARG	2.1
24	C3	30	VAL	2.1
30	CD	59	ARG	2.1
37	DH	99	ILE	2.1
50	CV	21	LYS	2.1
52	CX	85	GLU	2.1
1	BA	324	G	2.1
29	CC	90	ASN	2.1
31	CA	2812	G	2.1
31	CA	2862	G	2.1
39	CK	66	GLY	2.1
41	CM	88	GLY	2.1
37	DH	66	ASN	2.1
44	CP	34	HIS	2.1
25	C4	65	ALA	2.1
30	CD	206	ALA	2.1
13	BM	21	SER	2.1
40	CL	3	GLN	2.1
19	BS	58	VAL	2.1
31	CA	1102	C	2.1
40	CL	98	ARG	2.1
41	CM	84	LYS	2.1
50	CV	100	SER	2.1
31	CA	2903	U	2.1
48	CT	68	ASP	2.1
7	BG	68	ASN	2.1
43	CO	70	THR	2.1
1	AA	1036	A	2.1

Continued on next page...

Continued from previous page...

Mol	Chain	Res	Type	RSRZ
24	C3	34	ARG	2.1
31	CA	412	A	2.1
31	CA	494	G	2.1
31	CA	2173	A	2.1
31	CA	2742	G	2.1
34	CE	198	GLU	2.1
39	CK	99	ARG	2.1
8	AH	2	SER	2.1
11	AK	79	ILE	2.1
41	CM	127	VAL	2.1
14	BN	55	SER	2.1
1	BA	1009	U	2.1
30	CD	187	LEU	2.1
31	CA	876	C	2.1
43	CO	105	GLY	2.1
31	CA	1015	U	2.1
7	BG	38	THR	2.1
9	BI	44	ALA	2.1
16	AP	22	ALA	2.1
19	BS	22	ALA	2.1
49	CU	92	ASN	2.1
52	CX	58	THR	2.1
23	C2	9	ILE	2.1
3	BC	87	LEU	2.1
7	BG	23	LEU	2.1
17	BQ	44	LEU	2.1
31	CA	914	G	2.1
31	CA	1382	G	2.1
31	CA	113	U	2.1
31	CA	1018	U	2.1
33	DA	1729	U	2.1
29	CC	251	GLN	2.1
37	CH	108	VAL	2.1
54	CZ	30	MET	2.1
14	BN	61	ARG	2.1
31	CA	71	A	2.1
31	CA	244	A	2.1
31	CA	675	A	2.1
31	CA	1098	A	2.1
31	CA	1287	A	2.1
31	CA	2058	A	2.1
31	CA	2108	A	2.1

Continued on next page...

Continued from previous page...

Mol	Chain	Res	Type	RSRZ
31	CA	1	G	2.1
31	CA	70	G	2.1
31	CA	245	G	2.1
31	CA	1534	U	2.1
31	CA	1720	U	2.1
33	DA	139	U	2.1
33	DA	1731	G	2.1
28	CB	35	C	2.1
30	CD	24	VAL	2.1
8	BH	55	THR	2.1
31	CA	2146	C	2.1
31	CA	2527	C	2.1
44	CP	28	VAL	2.1
10	BJ	95	GLY	2.1
19	BS	13	LEU	2.1
36	CG	35	ARG	2.1
51	CW	46	LYS	2.1
37	CH	14	SER	2.1
9	BI	112	GLU	2.1
1	AA	1044	A	2.1
1	BA	89	U	2.1
2	AB	60	ILE	2.1
29	CC	232	HIS	2.1
30	CD	49	GLN	2.1
31	CA	292	U	2.1
31	CA	306	U	2.1
31	CA	1276	A	2.1
31	CA	1542	U	2.1
33	DA	613	A	2.1
37	DH	142	VAL	2.1
42	CN	135	VAL	2.1
19	BS	44	MET	2.1
21	BU	55	ARG	2.1
31	CA	1323	C	2.1
31	CA	1517	G	2.1
37	CH	107	GLY	2.1
48	CT	46	LEU	2.1
49	CU	28	ASN	2.1
16	AP	46	LYS	2.1
16	BP	4	ILE	2.1
25	C4	16	LYS	2.1
29	CC	64	ILE	2.1

Continued on next page...

Continued from previous page...

Mol	Chain	Res	Type	RSRZ
35	CF	93	GLY	2.1
41	CM	124	GLY	2.1
1	BA	1014	A	2.1
1	BA	1240	U	2.1
31	CA	25	U	2.1
31	CA	2739	U	2.1
42	CN	60	GLN	2.1
29	CC	30	PHE	2.1
40	CL	13	ASN	2.1
1	AA	1015	G	2.1
1	BA	1454	G	2.1
31	CA	16	C	2.1
31	CA	242	G	2.1
31	CA	393	C	2.1
31	CA	1335	C	2.1
31	CA	2318	G	2.1
31	CA	2874	C	2.1
7	BG	61	ALA	2.1
55	DI	111	ALA	2.1
55	DI	133	GLU	2.1
13	BM	110	LYS	2.1
14	AN	37	SER	2.1
38	CJ	49	ILE	2.1
55	DI	71	CYS	2.1
52	CX	34	GLY	2.1
54	CZ	35	GLY	2.1
30	CD	1	MET	2.1
31	CA	2818	U	2.1
1	BA	325	A	2.1
20	BT	8	LYS	2.1
31	CA	1080	A	2.1
31	CA	2309	A	2.1
33	DA	654	A	2.1
17	BQ	79	VAL	2.1
19	AS	50	ALA	2.1
34	CE	34	ALA	2.1
37	CH	106	ALA	2.1
39	CK	8	PRO	2.1
44	CP	55	GLU	2.1
31	CA	2830	C	2.1
34	CE	149	ILE	2.1
1	BA	107	G	2.1

Continued on next page...

Continued from previous page...

Mol	Chain	Res	Type	RSRZ
2	BB	10	LEU	2.1
13	BM	38	GLY	2.1
13	BM	69	LEU	2.1
31	CA	307	G	2.1
31	CA	2156	G	2.1
44	CP	114	GLY	2.1
7	AG	9	GLN	2.1
41	DM	144	GLU	2.1
42	CN	8	LYS	2.1
3	BC	42	TYR	2.1
19	BS	77	THR	2.1
37	CH	110	VAL	2.1
37	DH	39	ALA	2.1
10	BJ	92	LEU	2.1
12	BL	24	LEU	2.1
13	AM	33	ILE	2.1
31	CA	845	A	2.1
31	CA	2154	A	2.1
50	CV	103	ILE	2.1
50	CV	90	GLY	2.1
27	C0	40	ASP	2.1
31	CA	517	C	2.1
31	CA	564	C	2.1
33	DA	885	C	2.1
43	CO	21	PHE	2.0
46	CR	59	GLN	2.0
13	BM	90	ARG	2.0
15	BO	17	ARG	2.0
40	CL	108	ARG	2.0
31	CA	312	G	2.0
31	CA	1197	G	2.0
31	CA	2732	G	2.0
20	BT	38	ALA	2.0
38	DJ	124	ALA	2.0
39	CK	53	TYR	2.0
40	CL	88	ASN	2.0
41	CM	83	ALA	2.0
1	BA	103	U	2.0
1	BA	843	U	2.0
1	BA	1023	U	2.0
25	C4	57	LEU	2.0
31	CA	2690	U	2.0

Continued on next page...

Continued from previous page...

Mol	Chain	Res	Type	RSRZ
40	CL	118	LEU	2.0
42	CN	124	LEU	2.0
43	CO	75	ILE	2.0
55	DI	123	ILE	2.0
1	BA	1287	A	2.0
31	CA	278	A	2.0
31	CA	340	A	2.0
34	CE	158	PHE	2.0
46	CR	36	PHE	2.0
47	CS	93	PHE	2.0
33	DA	1064	C	2.0
47	DS	45	GLU	2.0
39	CK	59	ALA	2.0
40	CL	69	VAL	2.0
51	CW	57	TYR	2.0
6	BF	92	THR	2.0
17	BQ	74	THR	2.0
50	CV	41	LEU	2.0
1	BA	1222	G	2.0
1	BA	1309	G	2.0
31	CA	496	G	2.0
13	BM	92	ARG	2.0
7	BG	9	GLN	2.0
34	CE	141	MET	2.0
13	BM	76	SER	2.0
34	CE	197	GLU	2.0
44	CP	69	ASP	2.0
47	CS	89	HIS	2.0
1	BA	344	A	2.0
28	CB	52	A	2.0
31	CA	439	A	2.0
31	CA	794	A	2.0
31	CA	1134	A	2.0
31	CA	2725	A	2.0
31	CA	1330	C	2.0
35	DF	2	ALA	2.0
51	CW	63	ILE	2.0
19	AS	32	ARG	2.0
19	AS	81	ARG	2.0
19	BS	55	ARG	2.0
41	CM	22	GLY	2.0
46	CR	33	ARG	2.0

Continued on next page...

Continued from previous page...

Mol	Chain	Res	Type	RSRZ
2	AB	6	MET	2.0
31	CA	1460	U	2.0
33	DA	2181	U	2.0
34	CE	1	MET	2.0
1	AA	1024	G	2.0
10	BJ	24	GLU	2.0
19	BS	34	TRP	2.0
31	CA	2838	G	2.0
54	CZ	24	GLU	2.0
9	BI	58	VAL	2.0
23	C2	38	LYS	2.0
36	CG	133	LEU	2.0
33	DA	2154	A	2.0
30	CD	58	ASN	2.0
30	CD	133	THR	2.0
38	CJ	107	GLN	2.0
29	CC	242	LYS	2.0
38	CJ	135	SER	2.0
40	CL	52	VAL	2.0
42	CN	84	LYS	2.0
47	CS	33	VAL	2.0
48	CT	8	ARG	2.0
1	AA	79	G	2.0
2	AB	156	GLY	2.0
11	BK	19	GLY	2.0
31	CA	2010	G	2.0
35	CF	100	PHE	2.0
31	CA	1204	A	2.0
31	CA	1253	A	2.0
31	CA	2712	C	2.0
42	CN	7	THR	2.0
37	CH	122	LEU	2.0

6.2 Non-standard residues in protein, DNA, RNA chains [i](#)

In the following table, the Atoms column lists the number of modelled atoms in the group and the number defined in the chemical component dictionary. The B-factors column lists the minimum, median, 95th percentile and maximum values of B factors of atoms in the group. The column labelled 'Q< 0.9' lists the number of atoms with occupancy less than 0.9.

Mol	Type	Chain	Res	Atoms	RSCC	RSR	B-factors(Å ²)	Q<0.9
31	PSU	CA	955	20/21	0.74	0.24	108,113,117,117	0

Continued on next page...

Continued from previous page...

Mol	Type	Chain	Res	Atoms	RSCC	RSR	B-factors(Å ²)	Q<0.9
31	6MZ	CA	2030	23/24	0.80	0.26	117,125,129,130	0
31	6MZ	CA	1618	23/24	0.84	0.26	165,167,172,173	0
31	PSU	CA	746	20/21	0.84	0.28	127,129,130,130	0
31	PSU	CA	1917	20/21	0.85	0.15	120,122,127,127	0
31	3TD	CA	1915	21/22	0.86	0.18	139,145,147,148	0
1	2MG	BA	1207	24/25	0.86	0.24	154,155,158,161	0
31	5MU	CA	747	21/22	0.86	0.27	129,137,142,144	0
31	G7M	CA	2069	24/25	0.86	0.21	105,111,117,118	0
31	2MA	CA	2503	23/24	0.86	0.26	101,104,114,114	0
31	1MG	CA	745	24/25	0.87	0.35	117,123,124,126	0
1	5MC	BA	967	21/22	0.87	0.26	135,141,145,145	0
31	PSU	CA	2457	20/21	0.88	0.21	109,112,117,118	0
31	OMU	CA	2552	21/22	0.88	0.31	100,103,113,115	0
31	PSU	CA	2580	20/21	0.88	0.27	105,112,116,117	0
31	OMG	CA	2251	24/25	0.89	0.24	95,101,105,106	0
31	PSU	CA	2504	20/21	0.89	0.27	91,98,101,102	0
31	2MG	CA	2445	24/25	0.89	0.27	79,94,103,104	0
31	PSU	CA	1911	20/21	0.89	0.17	128,136,137,138	0
42	4D4	CN	81	12/13	0.89	0.32	99,103,115,116	0
1	5MC	BA	1407	21/22	0.90	0.20	93,96,104,107	0
1	2MG	BA	966	24/25	0.91	0.25	140,144,153,153	0
31	PSU	CA	2605	20/21	0.91	0.22	81,87,95,96	0
1	2MG	BA	1516	24/25	0.91	0.18	82,87,93,93	0
12	D2T	BL	89	10/11	0.92	0.25	79,85,97,98	0
1	MA6	BA	1518	24/25	0.93	0.24	71,77,85,86	0
1	PSU	BA	516	20/21	0.93	0.17	78,85,90,91	0
33	3TD	DA	1915	21/22	0.93	0.16	110,116,120,122	0
1	2MG	AA	1207	24/25	0.93	0.13	90,100,107,107	0
1	MA6	BA	1519	24/25	0.94	0.23	78,82,85,85	0
12	D2T	AL	89	10/11	0.94	0.23	59,63,78,81	0
31	5MU	CA	1939	21/22	0.94	0.14	79,86,88,89	0
31	2MG	CA	1835	24/25	0.95	0.15	76,80,82,83	0
1	G7M	BA	527	24/25	0.95	0.15	69,73,78,78	0
1	5MC	AA	967	21/22	0.95	0.16	84,88,89,89	0
1	UR3	BA	1498	21/22	0.95	0.20	83,84,89,89	0
1	2MG	AA	966	24/25	0.95	0.13	83,86,88,88	0
33	PSU	DA	1917	20/21	0.95	0.12	83,86,95,95	0
31	5MC	CA	1962	21/22	0.95	0.15	76,79,80,85	0
1	4OC	AA	1402	22/23	0.96	0.16	60,63,64,65	0
33	PSU	DA	1911	20/21	0.96	0.13	86,90,91,92	0
1	4OC	BA	1402	22/23	0.96	0.19	72,74,77,78	0
1	PSU	AA	516	20/21	0.96	0.13	77,81,84,85	0

Continued on next page...

Continued from previous page...

Mol	Type	Chain	Res	Atoms	RSCC	RSR	B-factors(Å ²)	Q<0.9
31	OMC	CA	2498	21/22	0.96	0.22	98,104,108,109	0
1	2MG	AA	1516	24/25	0.97	0.14	51,53,55,57	0
1	MA6	AA	1518	24/25	0.97	0.16	45,48,54,54	0
33	2MG	DA	1835	24/25	0.97	0.18	44,48,54,61	0
1	MA6	AA	1519	24/25	0.97	0.20	46,51,55,59	0
1	G7M	AA	527	24/25	0.97	0.14	57,62,67,70	0
1	5MC	AA	1407	21/22	0.97	0.15	54,55,57,58	0
33	5MU	DA	1939	21/22	0.97	0.21	38,40,48,50	0
1	UR3	AA	1498	21/22	0.97	0.18	54,58,62,64	0
42	4D4	DN	81[A]	12/13	0.97	0.26	29,36,47,49	9
42	4D4	DN	81[B]	12/13	0.97	0.26	13,22,30,31	9
33	2MG	DA	2445	24/25	0.98	0.19	16,25,30,31	0
33	PSU	DA	2457	20/21	0.98	0.15	24,25,30,32	0
33	2MA	DA	2503	23/24	0.98	0.18	16,28,36,40	0
33	OMU	DA	2552	21/22	0.98	0.18	25,30,35,42	0
33	PSU	DA	2604	20/21	0.98	0.16	31,43,54,56	0
32	MEQ	DD	150[B]	10/11	0.98	0.20	26,31,38,40	10
32	MEQ	DD	150[A]	10/11	0.98	0.20	9,14,29,29	10
33	5MC	DA	1962	21/22	0.98	0.18	40,46,48,48	0
33	PSU	DA	746	20/21	0.99	0.15	16,22,31,32	0
33	H2U	DA	2449	20/21	0.99	0.17	12,22,32,33	0
33	5MU	DA	747	21/22	0.99	0.17	26,28,35,37	0
33	OMC	DA	2498	21/22	0.99	0.17	15,20,26,33	0
33	PSU	DA	955	20/21	0.99	0.17	17,22,24,25	0
33	PSU	DA	2504	20/21	0.99	0.17	29,34,37,41	0
33	6MZ	DA	1618	23/24	0.99	0.15	17,28,32,32	0
33	PSU	DA	2580	20/21	0.99	0.17	18,26,29,31	0
33	1MG	DA	745	24/25	0.99	0.16	26,32,36,38	0
33	PSU	DA	2605	20/21	0.99	0.15	33,40,41,41	0
33	6MZ	DA	2030	23/24	0.99	0.17	16,20,26,27	0
33	G7M	DA	2069	24/25	0.99	0.15	34,37,43,45	0
33	OMG	DA	2251	24/25	0.99	0.16	28,30,40,44	0

6.3 Carbohydrates [i](#)

There are no monosaccharides in this entry.

6.4 Ligands [i](#)

In the following table, the Atoms column lists the number of modelled atoms in the group and the number defined in the chemical component dictionary. The B-factors column lists the minimum,

median, 95th percentile and maximum values of B factors of atoms in the group. The column labelled 'Q< 0.9' lists the number of atoms with occupancy less than 0.9.

Mol	Type	Chain	Res	Atoms	RSCC	RSR	B-factors(Å ²)	Q<0.9
56	MG	CA	3038	1/1	-0.46	0.32	250,250,250,250	0
56	MG	CA	3007	1/1	-0.19	0.84	256,256,256,256	0
56	MG	AA	1628	1/1	-0.10	0.89	177,177,177,177	0
56	MG	DA	3166	1/1	-0.04	0.32	141,141,141,141	0
56	MG	CA	3032	1/1	-0.01	0.48	257,257,257,257	0
56	MG	CA	3060	1/1	0.18	0.57	259,259,259,259	0
56	MG	AA	1606	1/1	0.26	0.52	106,106,106,106	0
56	MG	CA	3110	1/1	0.27	1.10	168,168,168,168	0
56	MG	CA	3129	1/1	0.29	0.21	109,109,109,109	0
56	MG	CA	3123	1/1	0.30	0.55	200,200,200,200	0
56	MG	CA	3124	1/1	0.37	0.69	165,165,165,165	0
56	MG	CA	3154	1/1	0.38	0.69	132,132,132,132	0
56	MG	CA	3061	1/1	0.38	0.13	264,264,264,264	0
56	MG	CA	3077	1/1	0.41	0.78	240,240,240,240	0
56	MG	BA	1606	1/1	0.42	0.17	249,249,249,249	0
61	PEG	DP	201	7/7	0.47	1.69	136,137,140,141	0
56	MG	AA	1619	1/1	0.51	0.56	98,98,98,98	0
56	MG	CA	3026	1/1	0.52	0.57	201,201,201,201	0
56	MG	CA	3104	1/1	0.55	0.42	234,234,234,234	0
56	MG	CA	3076	1/1	0.55	0.23	214,214,214,214	0
56	MG	AA	1603	1/1	0.56	0.63	91,91,91,91	0
59	PUT	AA	1675	6/6	0.56	0.61	111,112,113,113	0
56	MG	CA	3006	1/1	0.56	0.19	240,240,240,240	0
62	EDO	DA	3227	4/4	0.57	0.52	123,124,125,126	0
58	MPD	DE	301	8/8	0.58	1.02	151,152,153,153	0
56	MG	CA	3012	1/1	0.58	0.29	130,130,130,130	0
56	MG	AA	1615	1/1	0.58	0.44	110,110,110,110	0
56	MG	CA	3125	1/1	0.58	0.45	85,85,85,85	0
61	PEG	DQ	201	7/7	0.59	0.73	118,119,121,121	0
62	EDO	DA	3206	4/4	0.59	0.55	104,104,105,105	0
56	MG	CA	3156	1/1	0.59	0.24	252,252,252,252	0
56	MG	DR	201	1/1	0.60	0.35	228,228,228,228	0
56	MG	CA	3094	1/1	0.61	0.21	139,139,139,139	0
56	MG	BA	1624	1/1	0.61	0.56	274,274,274,274	0
56	MG	CA	3005	1/1	0.61	0.72	250,250,250,250	0
56	MG	DA	3143	1/1	0.61	1.40	111,111,111,111	0
59	PUT	AA	1674	6/6	0.62	0.65	108,109,110,110	0
56	MG	CA	3008	1/1	0.62	0.55	251,251,251,251	0
56	MG	CA	3034	1/1	0.64	0.33	239,239,239,239	0
56	MG	DA	3136	1/1	0.64	0.52	91,91,91,91	0

Continued on next page...

Continued from previous page...

Mol	Type	Chain	Res	Atoms	RSCC	RSR	B-factors(Å ²)	Q<0.9
56	MG	CA	3133	1/1	0.64	0.63	112,112,112,112	0
56	MG	CA	3019	1/1	0.64	0.16	71,71,71,71	0
56	MG	BA	1604	1/1	0.65	0.18	218,218,218,218	0
56	MG	AA	1626	1/1	0.65	0.84	77,77,77,77	0
56	MG	CA	3142	1/1	0.66	0.22	73,73,73,73	0
56	MG	CA	3092	1/1	0.67	0.17	210,210,210,210	0
56	MG	CA	3003	1/1	0.67	1.66	280,280,280,280	0
56	MG	DA	3129	1/1	0.67	0.29	46,46,46,46	0
56	MG	DA	3169	1/1	0.67	0.49	86,86,86,86	0
56	MG	AA	1614	1/1	0.68	0.13	81,81,81,81	0
56	MG	CA	3139	1/1	0.68	0.56	100,100,100,100	0
56	MG	CA	3087	1/1	0.68	0.18	196,196,196,196	0
56	MG	CA	3115	1/1	0.69	0.25	85,85,85,85	0
56	MG	CA	3027	1/1	0.70	0.17	118,118,118,118	0
56	MG	CA	3071	1/1	0.70	0.13	230,230,230,230	0
68	TRS	DA	3217	8/8	0.70	0.77	149,150,153,155	0
56	MG	DA	3130	1/1	0.71	0.52	76,76,76,76	0
58	MPD	DK	201	8/8	0.71	0.47	138,140,140,141	0
56	MG	AA	1605	1/1	0.71	0.89	98,98,98,98	0
56	MG	CA	3132	1/1	0.71	0.38	116,116,116,116	0
61	PEG	D3	102	7/7	0.71	0.86	105,109,110,111	0
56	MG	CA	3135	1/1	0.72	0.76	96,96,96,96	0
59	PUT	DA	3209	6/6	0.72	0.37	80,83,87,88	0
56	MG	BA	1639	1/1	0.72	0.28	70,70,70,70	0
56	MG	AA	1612	1/1	0.72	0.39	59,59,59,59	0
59	PUT	DA	3193	6/6	0.73	0.48	88,90,92,92	0
56	MG	DA	3122	1/1	0.73	0.40	86,86,86,86	0
56	MG	CA	3131	1/1	0.73	0.35	75,75,75,75	0
56	MG	CA	3014	1/1	0.73	0.24	256,256,256,256	0
56	MG	DA	3165	1/1	0.74	0.31	118,118,118,118	0
56	MG	CB	203	1/1	0.74	0.08	106,106,106,106	0
56	MG	CA	3075	1/1	0.74	0.79	241,241,241,241	0
56	MG	BA	1609	1/1	0.74	0.15	203,203,203,203	0
56	MG	CA	3146	1/1	0.75	0.30	220,220,220,220	0
56	MG	DA	3177	1/1	0.75	0.33	118,118,118,118	0
56	MG	AA	1625	1/1	0.75	0.36	61,61,61,61	0
56	MG	DA	3128	1/1	0.76	0.15	52,52,52,52	0
62	EDO	DA	3001	4/4	0.76	0.34	95,95,95,96	0
59	PUT	AA	1672	6/6	0.76	0.42	88,89,89,90	0
56	MG	CA	3010	1/1	0.76	0.29	250,250,250,250	0
56	MG	DA	3170	1/1	0.76	0.50	79,79,79,79	0
56	MG	CA	3064	1/1	0.77	0.41	283,283,283,283	0

Continued on next page...

Continued from previous page...

Mol	Type	Chain	Res	Atoms	RSCC	RSR	B-factors(\AA^2)	Q<0.9
56	MG	CA	3111	1/1	0.77	0.69	121,121,121,121	0
56	MG	AA	1622	1/1	0.77	0.58	70,70,70,70	0
56	MG	AA	1621	1/1	0.77	0.30	59,59,59,59	0
56	MG	DB	209	1/1	0.77	0.37	105,105,105,105	0
63	PGE	DT	201	10/10	0.77	0.56	137,138,140,140	0
61	PEG	DA	3198	7/7	0.77	0.52	118,120,124,124	0
58	MPD	DA	3201	8/8	0.78	0.95	125,126,127,128	0
56	MG	CA	3043	1/1	0.78	0.10	72,72,72,72	0
56	MG	CA	3101	1/1	0.78	0.19	164,164,164,164	0
56	MG	DA	3163	1/1	0.78	0.27	70,70,70,70	0
62	EDO	DB	210	4/4	0.78	0.39	87,88,89,90	0
56	MG	CA	3002	1/1	0.79	0.27	273,273,273,273	0
61	PEG	DA	3197	7/7	0.79	0.46	91,99,102,102	0
57	PG4	DA	3213	13/13	0.79	0.43	101,107,112,112	0
56	MG	CA	3023	1/1	0.79	0.41	206,206,206,206	0
56	MG	AA	1620	1/1	0.79	0.43	79,79,79,79	0
56	MG	CA	3098	1/1	0.79	0.14	101,101,101,101	0
56	MG	AA	1618	1/1	0.79	0.51	57,57,57,57	0
56	MG	CA	3054	1/1	0.79	0.18	180,180,180,180	0
56	MG	CA	3105	1/1	0.79	0.36	254,254,254,254	0
63	PGE	DS	201	10/10	0.79	0.39	68,74,77,77	0
56	MG	CA	3028	1/1	0.79	0.10	263,263,263,263	0
56	MG	CA	3078	1/1	0.79	0.09	128,128,128,128	0
56	MG	CA	3086	1/1	0.80	0.11	67,67,67,67	0
56	MG	CA	3057	1/1	0.80	0.15	143,143,143,143	0
58	MPD	DE	302	8/8	0.80	0.40	116,118,121,121	0
59	PUT	DA	3210	6/6	0.80	0.41	108,110,112,113	0
62	EDO	DA	3196	4/4	0.80	0.41	86,88,89,89	0
59	PUT	DA	3216	6/6	0.80	0.38	71,72,72,72	0
59	PUT	DA	3218	6/6	0.80	0.39	122,122,123,123	0
56	MG	BA	1602	1/1	0.80	0.07	79,79,79,79	0
56	MG	CA	3093	1/1	0.80	0.14	140,140,140,140	0
56	MG	AA	1661	1/1	0.80	0.17	166,166,166,166	0
58	MPD	DT	202	8/8	0.81	0.28	117,118,119,119	0
56	MG	DB	207	1/1	0.81	0.26	74,74,74,74	0
56	MG	AA	1616	1/1	0.81	0.44	55,55,55,55	0
56	MG	CA	3013	1/1	0.81	0.22	91,91,91,91	0
56	MG	CA	3140	1/1	0.81	0.50	112,112,112,112	0
56	MG	BA	1617	1/1	0.81	0.07	160,160,160,160	0
56	MG	AA	1656	1/1	0.81	0.12	132,132,132,132	0
56	MG	CA	3151	1/1	0.81	0.33	81,81,81,81	0
56	MG	CA	3116	1/1	0.81	0.41	62,62,62,62	0

Continued on next page...

Continued from previous page...

Mol	Type	Chain	Res	Atoms	RSCC	RSR	B-factors(Å ²)	Q<0.9
56	MG	CA	3155	1/1	0.81	0.31	196,196,196,196	0
56	MG	AA	1609	1/1	0.81	0.36	72,72,72,72	0
56	MG	CA	3152	1/1	0.82	0.22	167,167,167,167	0
56	MG	CA	3036	1/1	0.82	0.26	194,194,194,194	0
56	MG	CB	201	1/1	0.82	0.09	169,169,169,169	0
56	MG	CA	3022	1/1	0.82	0.57	235,235,235,235	0
61	PEG	AL	201	7/7	0.82	0.31	78,79,84,85	0
56	MG	CA	3083	1/1	0.82	0.28	263,263,263,263	0
56	MG	AA	1664	1/1	0.82	0.15	147,147,147,147	0
57	PG4	DR	203	13/13	0.82	0.40	151,153,155,155	0
56	MG	AA	1602	1/1	0.82	0.51	80,80,80,80	0
56	MG	CA	3067	1/1	0.83	0.55	283,283,283,283	0
56	MG	CA	3084	1/1	0.83	0.12	196,196,196,196	0
56	MG	CA	3047	1/1	0.83	0.26	230,230,230,230	0
56	MG	CA	3118	1/1	0.83	0.40	52,52,52,52	0
56	MG	DB	205	1/1	0.83	0.29	64,64,64,64	0
56	MG	DA	3142	1/1	0.83	0.31	58,58,58,58	0
56	MG	CA	3120	1/1	0.83	0.35	135,135,135,135	0
57	PG4	DQ	202	13/13	0.83	0.24	65,68,81,81	0
56	MG	AA	1617	1/1	0.83	0.34	63,63,63,63	0
59	PUT	AA	1673	6/6	0.84	0.36	91,92,94,95	0
59	PUT	DA	3219	6/6	0.84	0.37	55,57,61,62	0
56	MG	AA	1640	1/1	0.84	0.10	80,80,80,80	0
56	MG	CA	3001	1/1	0.84	0.21	294,294,294,294	0
56	MG	CA	3050	1/1	0.84	0.12	58,58,58,58	0
63	PGE	DA	3222	10/10	0.84	0.41	79,90,99,99	0
58	MPD	DN	201	8/8	0.84	0.50	90,95,96,96	0
56	MG	DA	3155	1/1	0.84	0.32	47,47,47,47	0
56	MG	CA	3051	1/1	0.84	0.16	183,183,183,183	0
59	PUT	DA	3202	6/6	0.85	0.39	95,96,96,96	0
56	MG	CA	3048	1/1	0.85	0.23	112,112,112,112	0
56	MG	AA	1642	1/1	0.85	0.24	173,173,173,173	0
56	MG	DA	3157	1/1	0.85	0.30	67,67,67,67	0
57	PG4	BA	1642	13/13	0.85	0.32	94,97,106,107	0
56	MG	CA	3143	1/1	0.85	0.18	54,54,54,54	0
56	MG	CA	3029	1/1	0.85	0.21	181,181,181,181	0
63	PGE	D3	101	10/10	0.85	0.31	93,97,100,100	0
56	MG	BA	1635	1/1	0.85	0.14	96,96,96,96	0
56	MG	DA	3168	1/1	0.85	0.34	47,47,47,47	0
56	MG	AA	1644	1/1	0.85	0.11	123,123,123,123	0
61	PEG	DA	3215	7/7	0.85	0.36	126,128,134,135	0
56	MG	AA	1604	1/1	0.86	0.37	57,57,57,57	0

Continued on next page...

Continued from previous page...

Mol	Type	Chain	Res	Atoms	RSCC	RSR	B-factors(Å ²)	Q<0.9
56	MG	DA	3180	1/1	0.86	0.45	72,72,72,72	0
56	MG	CA	3059	1/1	0.86	0.17	120,120,120,120	0
56	MG	CA	3024	1/1	0.86	0.14	153,153,153,153	0
56	MG	CA	3126	1/1	0.86	0.13	74,74,74,74	0
56	MG	DA	3110	1/1	0.86	0.36	273,273,273,273	0
56	MG	BA	1612	1/1	0.86	0.45	200,200,200,200	0
58	MPD	AA	1671	8/8	0.86	0.67	110,112,114,115	0
56	MG	CA	3063	1/1	0.86	0.19	181,181,181,181	0
56	MG	CA	3097	1/1	0.86	0.21	123,123,123,123	0
56	MG	BA	1641	1/1	0.86	0.15	72,72,72,72	0
56	MG	CA	3055	1/1	0.86	0.13	145,145,145,145	0
56	MG	DA	3171	1/1	0.86	0.71	106,106,106,106	0
56	MG	DA	3176	1/1	0.86	0.19	59,59,59,59	0
56	MG	CA	3017	1/1	0.87	0.08	87,87,87,87	0
56	MG	DA	3179	1/1	0.87	0.35	56,56,56,56	0
56	MG	DA	3159	1/1	0.87	0.63	60,60,60,60	0
56	MG	DA	3124	1/1	0.87	0.24	59,59,59,59	0
56	MG	CA	3031	1/1	0.87	0.06	102,102,102,102	0
57	PG4	DA	3191	13/13	0.87	0.55	76,87,103,103	0
56	MG	BA	1608	1/1	0.87	0.09	122,122,122,122	0
59	PUT	DA	3182	6/6	0.87	0.29	77,78,80,80	0
56	MG	CA	3141	1/1	0.87	0.31	72,72,72,72	0
56	MG	CA	3130	1/1	0.87	0.19	75,75,75,75	0
57	PG4	DS	202	13/13	0.87	0.29	73,75,77,77	0
56	MG	CA	3056	1/1	0.87	0.30	48,48,48,48	0
56	MG	BA	1633	1/1	0.87	0.25	248,248,248,248	0
58	MPD	DA	3204	8/8	0.87	0.39	93,94,97,97	0
56	MG	DA	3174	1/1	0.87	0.43	99,99,99,99	0
64	SPD	DA	3203	10/10	0.87	0.24	93,98,105,106	0
56	MG	AA	1627	1/1	0.87	0.25	55,55,55,55	0
56	MG	CA	3082	1/1	0.88	0.20	152,152,152,152	0
56	MG	CA	3065	1/1	0.88	0.25	151,151,151,151	0
56	MG	CA	3066	1/1	0.88	0.24	133,133,133,133	0
56	MG	CA	3145	1/1	0.88	0.15	50,50,50,50	0
56	MG	CA	3109	1/1	0.88	0.25	80,80,80,80	0
61	PEG	DA	3224	7/7	0.88	0.28	75,76,78,79	0
56	MG	CA	3147	1/1	0.88	0.24	50,50,50,50	1
56	MG	CA	3011	1/1	0.88	0.17	68,68,68,68	0
56	MG	BA	1640	1/1	0.88	0.16	131,131,131,131	0
57	PG4	AA	1670	13/13	0.88	0.25	77,84,91,92	0
56	MG	AA	1657	1/1	0.88	0.08	152,152,152,152	0
56	MG	CA	3041	1/1	0.88	0.07	47,47,47,47	0

Continued on next page...

Continued from previous page...

Mol	Type	Chain	Res	Atoms	RSCC	RSR	B-factors(\AA^2)	Q<0.9
62	EDO	DA	3212	4/4	0.88	0.29	72,73,74,75	0
56	MG	BA	1638	1/1	0.88	0.41	64,64,64,64	0
56	MG	CA	3137	1/1	0.88	0.34	137,137,137,137	0
63	PGE	DA	3211	10/10	0.88	0.34	81,82,90,93	0
56	MG	CA	3138	1/1	0.88	0.14	67,67,67,67	0
56	MG	AA	1613	1/1	0.88	0.35	52,52,52,52	0
56	MG	DA	3010	1/1	0.88	0.25	145,145,145,145	0
58	MPD	DA	3188	8/8	0.88	0.29	91,94,96,98	0
56	MG	CA	3079	1/1	0.88	0.16	156,156,156,156	0
56	MG	DR	202	1/1	0.89	0.40	29,29,29,29	0
56	MG	CA	3040	1/1	0.89	0.10	134,134,134,134	0
56	MG	BA	1623	1/1	0.89	0.30	193,193,193,193	0
56	MG	CA	3049	1/1	0.89	0.14	53,53,53,53	0
56	MG	CA	3088	1/1	0.89	0.14	75,75,75,75	0
56	MG	CA	3089	1/1	0.89	0.16	69,69,69,69	0
56	MG	DA	3178	1/1	0.89	0.74	105,105,105,105	0
56	MG	CA	3149	1/1	0.89	0.49	52,52,52,52	0
56	MG	CA	3039	1/1	0.89	0.54	203,203,203,203	0
65	IPE	DA	3200	16/16	0.89	0.39	62,67,77,77	0
56	MG	CA	3046	1/1	0.89	0.12	123,123,123,123	0
56	MG	AA	1611	1/1	0.90	0.12	50,50,50,50	0
61	PEG	DA	3223	7/7	0.90	0.26	82,82,84,85	0
56	MG	DB	208	1/1	0.90	0.20	60,60,60,60	0
61	PEG	DL	201	7/7	0.90	0.31	78,80,83,84	0
56	MG	BA	1607	1/1	0.90	0.20	203,203,203,203	0
56	MG	CA	3096	1/1	0.90	0.17	105,105,105,105	0
56	MG	CA	3117	1/1	0.90	0.42	64,64,64,64	0
56	MG	CA	3068	1/1	0.90	0.34	266,266,266,266	0
56	MG	AA	1610	1/1	0.90	0.47	76,76,76,76	0
56	MG	CA	3074	1/1	0.90	0.09	142,142,142,142	0
56	MG	BA	1603	1/1	0.90	0.17	254,254,254,254	0
56	MG	AA	1634	1/1	0.90	0.07	141,141,141,141	0
56	MG	DA	3173	1/1	0.90	0.30	73,73,73,73	0
56	MG	DA	3132	1/1	0.90	0.27	57,57,57,57	0
56	MG	CA	3035	1/1	0.90	0.18	102,102,102,102	0
56	MG	BA	1614	1/1	0.90	0.13	127,127,127,127	0
61	PEG	D1	102	7/7	0.90	0.23	61,65,68,69	0
56	MG	DB	206	1/1	0.90	0.23	61,61,61,61	0
56	MG	DA	3147	1/1	0.90	0.17	46,46,46,46	0
56	MG	DA	3151	1/1	0.90	0.36	82,82,82,82	0
56	MG	CA	3108	1/1	0.91	0.20	74,74,74,74	0
56	MG	CA	3033	1/1	0.91	0.23	154,154,154,154	0

Continued on next page...

Continued from previous page...

Mol	Type	Chain	Res	Atoms	RSCC	RSR	B-factors(Å ²)	Q<0.9
56	MG	AA	1635	1/1	0.91	0.19	209,209,209,209	0
56	MG	BA	1625	1/1	0.91	0.36	269,269,269,269	0
56	MG	CA	3112	1/1	0.91	0.36	85,85,85,85	0
56	MG	CA	3134	1/1	0.91	0.18	134,134,134,134	0
56	MG	BA	1626	1/1	0.91	0.15	138,138,138,138	0
56	MG	DA	3154	1/1	0.91	0.13	62,62,62,62	0
62	EDO	DB	211	4/4	0.91	0.45	96,96,96,96	0
56	MG	BA	1630	1/1	0.91	0.09	165,165,165,165	0
56	MG	BA	1616	1/1	0.91	0.12	169,169,169,169	0
56	MG	CA	3053	1/1	0.91	0.09	84,84,84,84	0
56	MG	CA	3081	1/1	0.91	0.10	117,117,117,117	0
56	MG	CA	3122	1/1	0.91	0.55	81,81,81,81	0
56	MG	DA	3026	1/1	0.91	0.14	39,39,39,39	0
56	MG	CA	3030	1/1	0.91	0.06	76,76,76,76	0
56	MG	AA	1608	1/1	0.91	0.28	83,83,83,83	0
56	MG	AA	1655	1/1	0.91	0.10	101,101,101,101	0
56	MG	CA	3069	1/1	0.91	0.10	81,81,81,81	0
56	MG	CA	3127	1/1	0.91	0.17	71,71,71,71	0
64	SPD	DA	3221	10/10	0.91	0.29	47,58,65,68	0
58	MPD	DA	3207	8/8	0.91	0.35	64,70,73,78	0
58	MPD	DA	3228	8/8	0.91	0.23	92,96,99,99	0
56	MG	CA	3073	1/1	0.92	0.26	212,212,212,212	0
56	MG	BA	1632	1/1	0.92	0.11	72,72,72,72	0
56	MG	DD	301	1/1	0.92	0.22	53,53,53,53	0
56	MG	AA	1665	1/1	0.92	0.17	153,153,153,153	0
56	MG	DA	3153	1/1	0.92	0.22	47,47,47,47	0
56	MG	BA	1634	1/1	0.92	0.08	133,133,133,133	0
56	MG	CA	3106	1/1	0.92	0.18	81,81,81,81	0
56	MG	AA	1601	1/1	0.92	0.32	48,48,48,48	0
56	MG	CA	3044	1/1	0.92	0.10	102,102,102,102	0
63	PGE	DD	302	10/10	0.92	0.29	75,77,78,79	0
56	MG	BA	1637	1/1	0.92	0.23	63,63,63,63	0
56	MG	BA	1610	1/1	0.92	0.06	97,97,97,97	0
56	MG	AA	1623	1/1	0.92	0.20	60,60,60,60	0
56	MG	CA	3114	1/1	0.92	0.28	40,40,40,40	0
64	SPD	DA	3181	10/10	0.92	0.28	66,69,73,73	0
56	MG	DA	3133	1/1	0.92	0.25	55,55,55,55	0
56	MG	BA	1631	1/1	0.92	0.08	42,42,42,42	0
56	MG	DA	3141	1/1	0.92	0.24	46,46,46,46	0
67	GUN	DA	3208	11/11	0.92	0.23	111,112,113,113	0
59	PUT	DA	3187	6/6	0.92	0.20	36,42,42,42	0
62	EDO	D1	101	4/4	0.93	0.16	53,53,53,54	0

Continued on next page...

Continued from previous page...

Mol	Type	Chain	Res	Atoms	RSCC	RSR	B-factors(Å ²)	Q<0.9
56	MG	CA	3052	1/1	0.93	0.07	80,80,80,80	0
56	MG	AA	1645	1/1	0.93	0.12	54,54,54,54	0
56	MG	DA	3003	1/1	0.93	0.09	93,93,93,93	0
62	EDO	DA	3195	4/4	0.93	0.29	71,73,74,75	0
56	MG	CA	3148	1/1	0.93	0.14	27,27,27,27	1
62	EDO	DA	3205	4/4	0.93	0.24	79,82,83,83	0
56	MG	BA	1627	1/1	0.93	0.32	109,109,109,109	0
56	MG	DA	3050	1/1	0.93	0.17	44,44,44,44	0
59	PUT	DA	3226	6/6	0.93	0.23	74,74,75,75	0
60	ZN	C5	101	1/1	0.93	0.07	149,149,149,149	0
56	MG	CA	3150	1/1	0.93	0.13	50,50,50,50	0
63	PGE	DA	3184	10/10	0.93	0.19	39,51,60,63	0
56	MG	AA	1629	1/1	0.93	0.07	100,100,100,100	0
56	MG	BA	1621	1/1	0.93	0.17	13,13,13,13	0
56	MG	DA	3160	1/1	0.93	0.48	87,87,87,87	0
56	MG	AA	1658	1/1	0.93	0.06	58,58,58,58	0
56	MG	CA	3037	1/1	0.93	0.28	206,206,206,206	0
56	MG	AA	1669	1/1	0.93	0.23	91,91,91,91	0
56	MG	CA	3085	1/1	0.93	0.14	67,67,67,67	0
56	MG	BA	1601	1/1	0.93	0.10	140,140,140,140	0
56	MG	CA	3144	1/1	0.93	0.06	54,54,54,54	0
56	MG	CB	202	1/1	0.93	0.09	123,123,123,123	0
59	PUT	DA	3186	6/6	0.94	0.20	44,49,50,51	0
56	MG	BA	1628	1/1	0.94	0.10	80,80,80,80	0
56	MG	DA	3134	1/1	0.94	0.10	120,120,120,120	0
56	MG	AA	1630	1/1	0.94	0.16	124,124,124,124	0
62	EDO	DA	3192	4/4	0.94	0.24	92,92,93,94	0
56	MG	DA	3138	1/1	0.94	0.14	43,43,43,43	0
58	MPD	AA	1676	8/8	0.94	0.39	96,98,102,102	0
56	MG	CA	3004	1/1	0.94	0.17	203,203,203,203	0
58	MPD	DA	3190	8/8	0.94	0.47	99,100,101,101	0
56	MG	BA	1636	1/1	0.94	0.64	91,91,91,91	0
56	MG	CA	3072	1/1	0.94	1.10	273,273,273,273	0
60	ZN	AB	301	1/1	0.94	0.06	125,125,125,125	0
56	MG	DA	3145	1/1	0.94	0.24	58,58,58,58	0
56	MG	DA	3071	1/1	0.94	0.23	102,102,102,102	0
56	MG	DA	3102	1/1	0.94	0.11	38,38,38,38	0
63	PGE	DA	3214	10/10	0.94	0.25	81,82,84,85	0
56	MG	BA	1619	1/1	0.94	0.17	198,198,198,198	0
56	MG	DA	3118	1/1	0.94	0.20	62,62,62,62	0
56	MG	DA	3229	1/1	0.94	0.06	45,45,45,45	0
56	MG	DB	204	1/1	0.94	0.12	56,56,56,56	0

Continued on next page...

Continued from previous page...

Mol	Type	Chain	Res	Atoms	RSCC	RSR	B-factors(\AA^2)	Q<0.9
64	SPD	DA	3185	10/10	0.94	0.20	52,53,57,58	0
56	MG	CA	3121	1/1	0.94	0.26	63,63,63,63	0
56	MG	AA	1660	1/1	0.94	0.56	278,278,278,278	0
65	1PE	DA	3183	16/16	0.94	0.24	46,56,86,87	0
56	MG	AA	1624	1/1	0.94	0.23	85,85,85,85	0
66	ACY	DA	3194	4/4	0.94	0.20	52,56,56,58	0
66	ACY	DA	3199	4/4	0.94	0.21	83,84,85,85	0
56	MG	CA	3021	1/1	0.94	0.49	272,272,272,272	0
56	MG	CA	3113	1/1	0.94	0.30	50,50,50,50	0
56	MG	CA	3128	1/1	0.95	0.21	65,65,65,65	0
56	MG	CA	3102	1/1	0.95	0.16	92,92,92,92	0
56	MG	CA	3103	1/1	0.95	0.13	93,93,93,93	0
62	EDO	D0	101	4/4	0.95	0.38	67,67,68,69	0
56	MG	DA	3172	1/1	0.95	0.19	48,48,48,48	0
56	MG	CA	3090	1/1	0.95	0.28	222,222,222,222	0
56	MG	CA	3009	1/1	0.95	0.14	271,271,271,271	0
56	MG	CA	3119	1/1	0.95	0.17	68,68,68,68	0
56	MG	AA	1663	1/1	0.95	0.23	65,65,65,65	0
56	MG	CA	3062	1/1	0.95	0.03	191,191,191,191	0
56	MG	DA	3014	1/1	0.95	0.13	56,56,56,56	0
56	MG	DA	3140	1/1	0.95	0.27	54,54,54,54	0
56	MG	CA	3095	1/1	0.95	0.13	80,80,80,80	0
56	MG	CA	3015	1/1	0.95	0.19	59,59,59,59	0
56	MG	DA	3060	1/1	0.95	0.17	32,32,32,32	0
56	MG	DA	3066	1/1	0.95	0.09	49,49,49,49	0
56	MG	CA	3153	1/1	0.95	0.23	49,49,49,49	0
56	MG	DA	3084	1/1	0.95	0.11	56,56,56,56	0
56	MG	DA	3152	1/1	0.95	0.18	59,59,59,59	0
59	PUT	DA	3220	6/6	0.95	0.23	77,80,81,81	0
56	MG	DA	3086	1/1	0.95	0.16	17,17,17,17	0
56	MG	DA	3093	1/1	0.95	0.17	17,17,17,17	0
63	PGE	DU	101	10/10	0.95	0.23	79,83,88,88	0
56	MG	DA	3097	1/1	0.95	0.16	187,187,187,187	0
56	MG	DA	3156	1/1	0.95	0.09	45,45,45,45	0
56	MG	BA	1613	1/1	0.95	0.12	86,86,86,86	0
56	MG	CA	3058	1/1	0.95	0.23	203,203,203,203	0
56	MG	DA	3111	1/1	0.95	0.15	21,21,21,21	0
56	MG	DA	3112	1/1	0.95	0.10	94,94,94,94	0
56	MG	CA	3099	1/1	0.95	0.26	189,189,189,189	0
56	MG	AA	1666	1/1	0.95	0.07	56,56,56,56	0
56	MG	DA	3167	1/1	0.95	0.13	23,23,23,23	0
56	MG	DA	3123	1/1	0.95	0.23	66,66,66,66	0

Continued on next page...

Continued from previous page...

Mol	Type	Chain	Res	Atoms	RSCC	RSR	B-factors(\AA^2)	Q<0.9
56	MG	DA	3125	1/1	0.96	0.38	48,48,48,48	0
56	MG	BA	1622	1/1	0.96	0.14	150,150,150,150	0
56	MG	AA	1659	1/1	0.96	0.10	94,94,94,94	0
56	MG	DA	3016	1/1	0.96	0.06	32,32,32,32	0
56	MG	DA	3131	1/1	0.96	0.15	43,43,43,43	0
56	MG	DA	3025	1/1	0.96	0.08	74,74,74,74	0
56	MG	AA	1631	1/1	0.96	0.10	42,42,42,42	0
56	MG	DA	3042	1/1	0.96	0.16	24,24,24,24	0
56	MG	DA	3135	1/1	0.96	0.16	25,25,25,25	0
56	MG	DA	3043	1/1	0.96	0.07	84,84,84,84	0
56	MG	AA	1641	1/1	0.96	0.06	44,44,44,44	0
56	MG	DA	3051	1/1	0.96	0.10	52,52,52,52	0
56	MG	DA	3053	1/1	0.96	0.12	68,68,68,68	0
56	MG	CA	3070	1/1	0.96	0.10	94,94,94,94	0
56	MG	CA	3136	1/1	0.96	0.29	66,66,66,66	0
56	MG	DA	3067	1/1	0.96	0.14	43,43,43,43	0
56	MG	DA	3146	1/1	0.96	0.12	117,117,117,117	0
56	MG	DA	3068	1/1	0.96	0.15	52,52,52,52	0
56	MG	DA	3148	1/1	0.96	0.23	34,34,34,34	0
56	MG	DA	3149	1/1	0.96	0.06	38,38,38,38	0
56	MG	DA	3150	1/1	0.96	0.20	41,41,41,41	0
56	MG	DA	3070	1/1	0.96	0.11	58,58,58,58	0
56	MG	BA	1605	1/1	0.96	0.07	58,58,58,58	0
56	MG	DA	3073	1/1	0.96	0.06	37,37,37,37	0
56	MG	DA	3081	1/1	0.96	0.05	80,80,80,80	0
56	MG	CA	3045	1/1	0.96	0.14	78,78,78,78	0
56	MG	CA	3018	1/1	0.96	0.36	131,131,131,131	0
56	MG	DA	3088	1/1	0.96	0.16	13,13,13,13	0
56	MG	DA	3158	1/1	0.96	0.15	61,61,61,61	0
56	MG	DB	201	1/1	0.96	0.12	66,66,66,66	0
56	MG	AA	1668	1/1	0.96	0.09	62,62,62,62	0
56	MG	DA	3161	1/1	0.96	0.11	48,48,48,48	0
56	MG	AA	1662	1/1	0.96	0.14	66,66,66,66	0
56	MG	DA	3164	1/1	0.96	0.43	78,78,78,78	0
56	MG	CA	3091	1/1	0.96	0.11	137,137,137,137	0
56	MG	BA	1618	1/1	0.96	0.18	91,91,91,91	0
56	MG	AA	1677	1/1	0.96	0.15	121,121,121,121	0
56	MG	DA	3115	1/1	0.96	0.11	32,32,32,32	0
56	MG	BA	1620	1/1	0.96	0.08	90,90,90,90	0
56	MG	DA	3119	1/1	0.96	0.28	56,56,56,56	0
56	MG	DA	3121	1/1	0.96	0.47	51,51,51,51	0
56	MG	AA	1636	1/1	0.96	0.13	89,89,89,89	0

Continued on next page...

Continued from previous page...

Mol	Type	Chain	Res	Atoms	RSCC	RSR	B-factors(Å ²)	Q<0.9
56	MG	CA	3080	1/1	0.96	0.37	160,160,160,160	0
56	MG	DA	3006	1/1	0.96	0.08	118,118,118,118	0
56	MG	DA	3065	1/1	0.97	0.12	24,24,24,24	0
56	MG	CA	3016	1/1	0.97	0.17	107,107,107,107	0
56	MG	CA	3107	1/1	0.97	0.36	67,67,67,67	0
56	MG	AA	1633	1/1	0.97	0.07	76,76,76,76	0
56	MG	DA	3015	1/1	0.97	0.14	28,28,28,28	0
56	MG	AA	1648	1/1	0.97	0.07	55,55,55,55	0
56	MG	DA	3072	1/1	0.97	0.14	26,26,26,26	0
56	MG	AA	1650	1/1	0.97	0.07	149,149,149,149	0
56	MG	DA	3078	1/1	0.97	0.14	127,127,127,127	0
56	MG	AA	1653	1/1	0.97	0.07	32,32,32,32	0
56	MG	DA	3139	1/1	0.97	0.17	73,73,73,73	0
56	MG	DA	3027	1/1	0.97	0.09	136,136,136,136	0
56	MG	DA	3175	1/1	0.97	0.19	47,47,47,47	0
56	MG	DA	3028	1/1	0.97	0.18	21,21,21,21	0
56	MG	DA	3030	1/1	0.97	0.15	26,26,26,26	0
56	MG	DA	3031	1/1	0.97	0.15	16,16,16,16	0
56	MG	DA	3034	1/1	0.97	0.18	28,28,28,28	0
56	MG	DA	3098	1/1	0.97	0.17	19,19,19,19	0
56	MG	DA	3225	1/1	0.97	0.12	14,14,14,14	0
56	MG	DA	3035	1/1	0.97	0.17	15,15,15,15	0
56	MG	DA	3106	1/1	0.97	0.13	32,32,32,32	0
56	MG	DA	3107	1/1	0.97	0.06	26,26,26,26	0
56	MG	CA	3100	1/1	0.97	0.18	104,104,104,104	0
56	MG	BA	1629	1/1	0.97	0.40	195,195,195,195	0
56	MG	DA	3044	1/1	0.97	0.12	73,73,73,73	0
56	MG	DA	3045	1/1	0.97	0.11	25,25,25,25	0
56	MG	AA	1654	1/1	0.97	0.14	200,200,200,200	0
56	MG	CA	3042	1/1	0.97	0.07	93,93,93,93	0
56	MG	AA	1637	1/1	0.97	0.06	47,47,47,47	0
56	MG	DA	3057	1/1	0.97	0.09	33,33,33,33	0
66	ACY	DA	3189	4/4	0.97	0.18	65,66,66,67	0
56	MG	DA	3059	1/1	0.97	0.15	25,25,25,25	0
56	MG	CA	3025	1/1	0.97	0.20	109,109,109,109	0
56	MG	DA	3061	1/1	0.97	0.07	209,209,209,209	0
56	MG	DA	3127	1/1	0.97	0.54	24,24,24,24	0
56	MG	DA	3012	1/1	0.98	0.14	18,18,18,18	0
56	MG	DA	3013	1/1	0.98	0.21	92,92,92,92	0
56	MG	DA	3049	1/1	0.98	0.17	10,10,10,10	0
56	MG	DA	3230	1/1	0.98	0.05	60,60,60,60	0
56	MG	DA	3089	1/1	0.98	0.15	16,16,16,16	0

Continued on next page...

Continued from previous page...

Mol	Type	Chain	Res	Atoms	RSCC	RSR	B-factors(\AA^2)	Q<0.9
56	MG	AA	1632	1/1	0.98	0.05	88,88,88,88	0
56	MG	DA	3096	1/1	0.98	0.09	36,36,36,36	0
56	MG	DA	3144	1/1	0.98	0.18	65,65,65,65	0
56	MG	AA	1638	1/1	0.98	0.12	105,105,105,105	0
56	MG	BA	1611	1/1	0.98	0.10	31,31,31,31	0
56	MG	DA	3099	1/1	0.98	0.19	9,9,9,9	0
56	MG	DA	3101	1/1	0.98	0.12	26,26,26,26	0
56	MG	DA	3056	1/1	0.98	0.12	7,7,7,7	0
56	MG	DA	3105	1/1	0.98	0.12	11,11,11,11	0
56	MG	DA	3017	1/1	0.98	0.07	53,53,53,53	0
56	MG	AA	1667	1/1	0.98	0.12	33,33,33,33	0
56	MG	AA	1647	1/1	0.98	0.28	217,217,217,217	0
56	MG	AA	1639	1/1	0.98	0.04	82,82,82,82	0
56	MG	DA	3062	1/1	0.98	0.16	110,110,110,110	0
56	MG	DA	3063	1/1	0.98	0.08	83,83,83,83	0
56	MG	DA	3116	1/1	0.98	0.14	33,33,33,33	0
56	MG	DA	3117	1/1	0.98	0.07	43,43,43,43	0
56	MG	CA	3020	1/1	0.98	0.04	73,73,73,73	0
56	MG	DA	3002	1/1	0.98	0.08	77,77,77,77	0
56	MG	DA	3120	1/1	0.98	0.15	64,64,64,64	0
58	MPD	DS	203	8/8	0.98	0.19	59,60,62,64	0
56	MG	DA	3162	1/1	0.98	0.23	50,50,50,50	0
56	MG	AA	1649	1/1	0.98	0.05	62,62,62,62	0
56	MG	DA	3032	1/1	0.98	0.19	21,21,21,21	0
56	MG	DA	3069	1/1	0.98	0.13	65,65,65,65	0
56	MG	DA	3004	1/1	0.98	0.09	107,107,107,107	0
56	MG	AA	1643	1/1	0.98	0.10	65,65,65,65	0
56	MG	DA	3126	1/1	0.98	0.20	55,55,55,55	0
56	MG	DA	3036	1/1	0.98	0.17	16,16,16,16	0
56	MG	DA	3040	1/1	0.98	0.25	10,10,10,10	0
56	MG	DA	3074	1/1	0.98	0.10	26,26,26,26	0
56	MG	DA	3075	1/1	0.98	0.15	26,26,26,26	0
56	MG	DA	3076	1/1	0.98	0.09	34,34,34,34	0
56	MG	DA	3009	1/1	0.98	0.11	29,29,29,29	0
56	MG	DA	3079	1/1	0.98	0.07	44,44,44,44	0
56	MG	DA	3080	1/1	0.98	0.09	28,28,28,28	0
56	MG	DB	203	1/1	0.98	0.10	27,27,27,27	0
56	MG	DA	3083	1/1	0.98	0.10	23,23,23,23	0
56	MG	DA	3137	1/1	0.98	0.36	29,29,29,29	1
56	MG	DA	3048	1/1	0.99	0.13	67,67,67,67	0
56	MG	DA	3022	1/1	0.99	0.14	21,21,21,21	0
56	MG	DA	3023	1/1	0.99	0.14	29,29,29,29	0

Continued on next page...

Continued from previous page...

Mol	Type	Chain	Res	Atoms	RSCC	RSR	B-factors(Å ²)	Q<0.9
56	MG	DA	3085	1/1	0.99	0.10	27,27,27,27	0
56	MG	DA	3024	1/1	0.99	0.11	45,45,45,45	0
56	MG	DA	3052	1/1	0.99	0.07	53,53,53,53	0
56	MG	DA	3007	1/1	0.99	0.09	19,19,19,19	0
56	MG	DA	3090	1/1	0.99	0.11	11,11,11,11	0
56	MG	DA	3091	1/1	0.99	0.11	24,24,24,24	0
56	MG	DA	3231	1/1	0.99	0.22	43,43,43,43	0
56	MG	DA	3092	1/1	0.99	0.12	11,11,11,11	0
56	MG	DA	3054	1/1	0.99	0.20	27,27,27,27	0
56	MG	DA	3094	1/1	0.99	0.10	54,54,54,54	0
56	MG	DA	3095	1/1	0.99	0.15	14,14,14,14	0
56	MG	DA	3055	1/1	0.99	0.17	19,19,19,19	0
56	MG	DA	3008	1/1	0.99	0.09	15,15,15,15	0
56	MG	AA	1646	1/1	0.99	0.07	50,50,50,50	0
56	MG	DA	3058	1/1	0.99	0.11	22,22,22,22	0
56	MG	DA	3100	1/1	0.99	0.18	53,53,53,53	0
56	MG	AA	1651	1/1	0.99	0.07	61,61,61,61	0
56	MG	DA	3029	1/1	0.99	0.20	68,68,68,68	0
56	MG	DA	3103	1/1	0.99	0.16	22,22,22,22	0
56	MG	DA	3104	1/1	0.99	0.12	20,20,20,20	0
56	MG	DA	3011	1/1	0.99	0.19	9,9,9,9	0
56	MG	DD	303	1/1	0.99	0.19	37,37,37,37	0
56	MG	AA	1652	1/1	0.99	0.20	18,18,18,18	0
56	MG	DA	3108	1/1	0.99	0.12	36,36,36,36	0
56	MG	DA	3109	1/1	0.99	0.16	13,13,13,13	0
56	MG	DA	3064	1/1	0.99	0.12	24,24,24,24	0
56	MG	DA	3033	1/1	0.99	0.11	10,10,10,10	0
56	MG	BA	1615	1/1	0.99	0.08	44,44,44,44	0
56	MG	DA	3113	1/1	0.99	0.11	30,30,30,30	0
56	MG	DA	3114	1/1	0.99	0.17	7,7,7,7	0
56	MG	AA	1607	1/1	0.99	0.26	52,52,52,52	0
56	MG	DA	3005	1/1	0.99	0.13	78,78,78,78	0
56	MG	DA	3037	1/1	0.99	0.11	26,26,26,26	0
56	MG	DA	3038	1/1	0.99	0.07	29,29,29,29	0
56	MG	DA	3039	1/1	0.99	0.07	43,43,43,43	0
56	MG	DB	202	1/1	0.99	0.12	60,60,60,60	0
56	MG	DA	3041	1/1	0.99	0.07	25,25,25,25	0
56	MG	DA	3018	1/1	0.99	0.28	10,10,10,10	0
56	MG	DA	3019	1/1	0.99	0.08	54,54,54,54	0
56	MG	DA	3020	1/1	0.99	0.13	23,23,23,23	0
56	MG	DA	3077	1/1	0.99	0.05	34,34,34,34	0
56	MG	DA	3021	1/1	0.99	0.11	9,9,9,9	0

Continued on next page...

Continued from previous page...

Mol	Type	Chain	Res	Atoms	RSCC	RSR	B-factors(\AA^2)	Q<0.9
56	MG	DA	3046	1/1	0.99	0.14	46,46,46,46	0
56	MG	DA	3047	1/1	0.99	0.14	47,47,47,47	0
56	MG	DA	3087	1/1	1.00	0.09	58,58,58,58	0
60	ZN	D5	101	1/1	1.00	0.11	55,55,55,55	0
56	MG	DA	3082	1/1	1.00	0.05	64,64,64,64	0

6.5 Other polymers [i](#)

There are no such residues in this entry.