



Full wwPDB X-ray Structure Validation Report ⓘ

Jun 17, 2024 – 01:37 AM EDT

PDB ID : 5NKJ
Title : X-ray structure of the N239C mutant of GLIC
Authors : Hu, H.; Fourati, Z.; Delarue, M.
Deposited on : 2017-03-31
Resolution : 3.74 Å(reported)

This is a Full wwPDB X-ray Structure Validation Report for a publicly released PDB entry.

We welcome your comments at validation@mail.wwpdb.org

A user guide is available at

<https://www.wwpdb.org/validation/2017/XrayValidationReportHelp>

with specific help available everywhere you see the ⓘ symbol.

The types of validation reports are described at

<http://www.wwpdb.org/validation/2017/FAQs#types>.

The following versions of software and data (see [references ⓘ](#)) were used in the production of this report:

MolProbity : 4.02b-467
Xtriage (Phenix) : 1.13
EDS : 2.37.1
Percentile statistics : 20191225.v01 (using entries in the PDB archive December 25th 2019)
Refmac : 5.8.0158
CCP4 : 7.0.044 (Gargrove)
Ideal geometry (proteins) : Engh & Huber (2001)
Ideal geometry (DNA, RNA) : Parkinson et al. (1996)
Validation Pipeline (wwPDB-VP) : 2.37.1

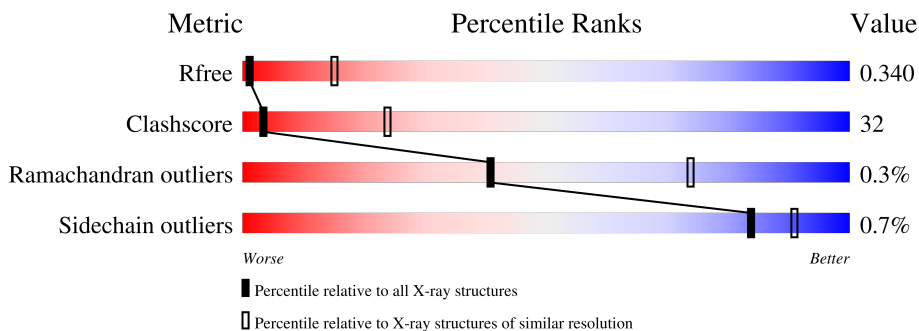
1 Overall quality at a glance

The following experimental techniques were used to determine the structure:

X-RAY DIFFRACTION

The reported resolution of this entry is 3.74 Å.

Percentile scores (ranging between 0-100) for global validation metrics of the entry are shown in the following graphic. The table shows the number of entries on which the scores are based.



Metric	Whole archive (#Entries)	Similar resolution (#Entries, resolution range(Å))
R_{free}	130704	1001 (3.90-3.58)
Clashscore	141614	1063 (3.90-3.58)
Ramachandran outliers	138981	1027 (3.90-3.58)
Sidechain outliers	138945	1023 (3.90-3.58)

The table below summarises the geometric issues observed across the polymeric chains and their fit to the electron density. The red, orange, yellow and green segments of the lower bar indicate the fraction of residues that contain outliers for ≥ 3 , 2, 1 and 0 types of geometric quality criteria respectively. A grey segment represents the fraction of residues that are not modelled. The numeric value for each fraction is indicated below the corresponding segment, with a dot representing fractions $\leq 5\%$.

Mol	Chain	Length	Quality of chain
1	A	317	65% (green) 31% (yellow) .. (grey)
1	B	317	62% (green) 34% (yellow) .. (grey)
1	C	317	64% (green) 32% (yellow) .. (grey)
1	D	317	64% (green) 32% (yellow) .. (grey)
1	E	317	67% (green) 30% (yellow) .. (grey)

2 Entry composition

There are 2 unique types of molecules in this entry. The entry contains 12590 atoms, of which 0 are hydrogens and 0 are deuteriums.

In the tables below, the ZeroOcc column contains the number of atoms modelled with zero occupancy, the AltConf column contains the number of residues with at least one atom in alternate conformation and the Trace column contains the number of residues modelled with at most 2 atoms.

- Molecule 1 is a protein called Proton-gated ion channel.

Mol	Chain	Residues	Atoms					ZeroOcc	AltConf	Trace
			Total	C	N	O	S			
1	A	311	2517	1660	400	452	5	0	0	0
1	B	311	2517	1660	400	452	5	0	0	0
1	C	311	2517	1660	400	452	5	0	0	0
1	D	311	2517	1660	400	452	5	0	0	0
1	E	311	2517	1660	400	452	5	0	0	0

There are 5 discrepancies between the modelled and reference sequences:

Chain	Residue	Modelled	Actual	Comment	Reference
A	239	CYS	ASN	engineered mutation	UNP Q7NDN8
B	239	CYS	ASN	engineered mutation	UNP Q7NDN8
C	239	CYS	ASN	engineered mutation	UNP Q7NDN8
D	239	CYS	ASN	engineered mutation	UNP Q7NDN8
E	239	CYS	ASN	engineered mutation	UNP Q7NDN8

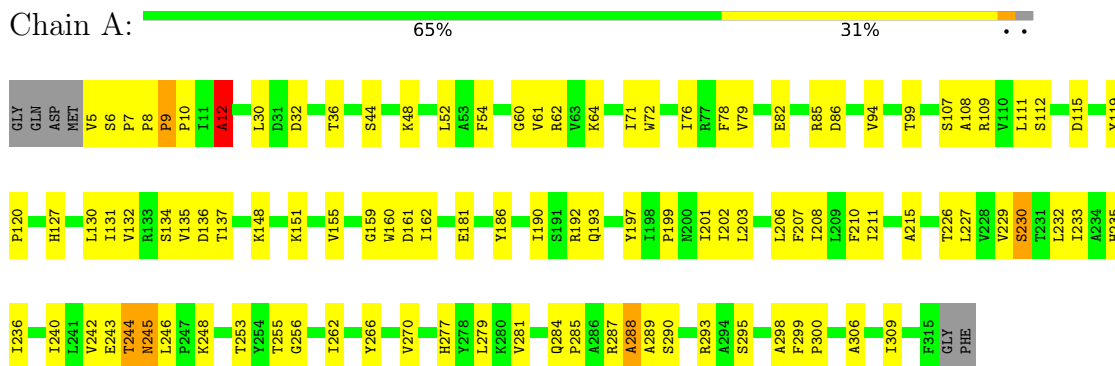
- Molecule 2 is water.

Mol	Chain	Residues	Atoms	ZeroOcc	AltConf
2	A	1	Total 1 O 1	0	0
2	B	1	Total 1 O 1	0	0
2	C	1	Total 1 O 1	0	0
2	D	2	Total 2 O 2	0	0

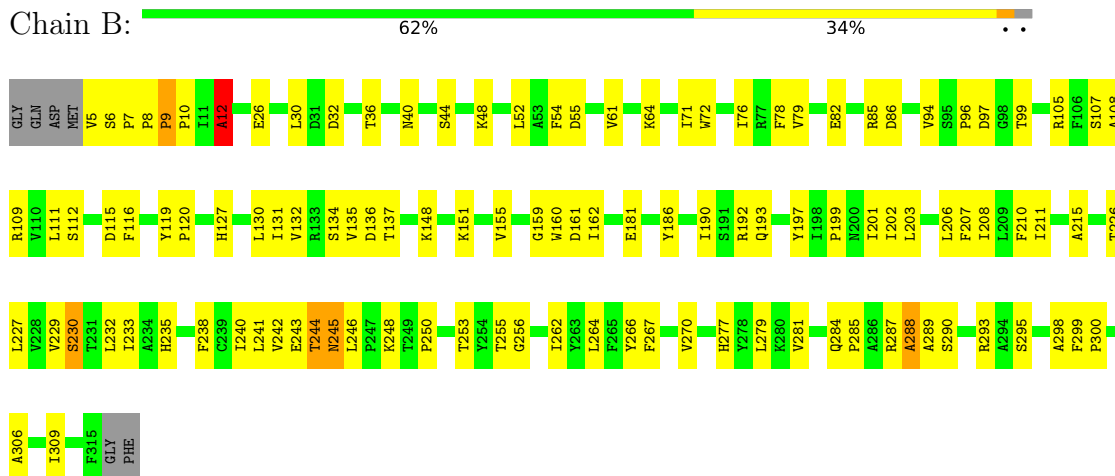
3 Residue-property plots

These plots are drawn for all protein, RNA, DNA and oligosaccharide chains in the entry. The first graphic for a chain summarises the proportions of the various outlier classes displayed in the second graphic. The second graphic shows the sequence view annotated by issues in geometry. Residues are color-coded according to the number of geometric quality criteria for which they contain at least one outlier: green = 0, yellow = 1, orange = 2 and red = 3 or more. Stretches of 2 or more consecutive residues without any outlier are shown as a green connector. Residues present in the sample, but not in the model, are shown in grey.

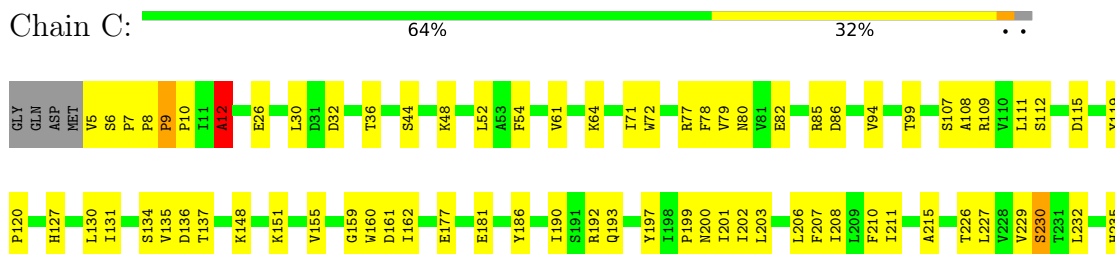
- Molecule 1: Proton-gated ion channel

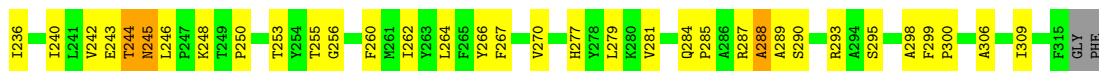


- Molecule 1: Proton-gated ion channel



- Molecule 1: Proton-gated ion channel



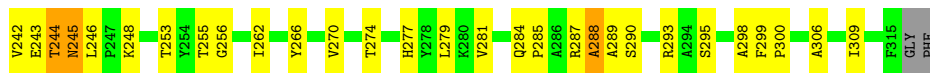
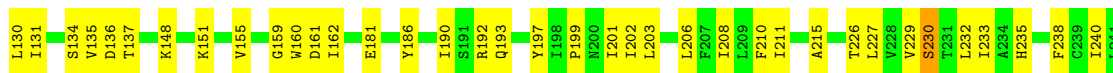


• Molecule 1: Proton-gated ion channel



PHE

• Molecule 1: Proton-gated ion channel



4 Data and refinement statistics

Property	Value	Source
Space group	C 1 2 1	Depositor
Cell constants a, b, c, α , β , γ	176.14Å 134.69Å 158.62Å 90.00° 99.99° 90.00°	Depositor
Resolution (Å)	14.00 – 3.74 14.00 – 3.74	Depositor EDS
% Data completeness (in resolution range)	46.9 (14.00-3.74) 47.0 (14.00-3.74)	Depositor EDS
R_{merge}	0.12	Depositor
R_{sym}	0.08	Depositor
$\langle I/\sigma(I) \rangle$ ¹	1.32 (at 3.75Å)	Xtrriage
Refinement program	BUSTER 2.10.2	Depositor
R, R_{free}	0.234 , 0.256 0.327 , 0.340	Depositor DCC
R_{free} test set	863 reflections (4.96%)	wwPDB-VP
Wilson B-factor (Å ²)	134.3	Xtrriage
Anisotropy	0.872	Xtrriage
Bulk solvent k_{sol} (e/Å ³), B_{sol} (Å ²)	0.27 , 97.5	EDS
L-test for twinning ²	$\langle L \rangle = 0.44$, $\langle L^2 \rangle = 0.27$	Xtrriage
Estimated twinning fraction	No twinning to report.	Xtrriage
F_o, F_c correlation	0.90	EDS
Total number of atoms	12590	wwPDB-VP
Average B, all atoms (Å ²)	102.0	wwPDB-VP

Xtrriage's analysis on translational NCS is as follows: *The largest off-origin peak in the Patterson function is 5.43% of the height of the origin peak. No significant pseudotranslation is detected.*

¹Intensities estimated from amplitudes.

²Theoretical values of $\langle |L| \rangle$, $\langle L^2 \rangle$ for acentric reflections are 0.5, 0.333 respectively for untwinned datasets, and 0.375, 0.2 for perfectly twinned datasets.

5 Model quality [i](#)

5.1 Standard geometry [i](#)

The Z score for a bond length (or angle) is the number of standard deviations the observed value is removed from the expected value. A bond length (or angle) with $|Z| > 5$ is considered an outlier worth inspection. RMSZ is the root-mean-square of all Z scores of the bond lengths (or angles).

Mol	Chain	Bond lengths		Bond angles	
		RMSZ	# $ Z > 5$	RMSZ	# $ Z > 5$
1	A	0.54	1/2585 (0.0%)	0.88	8/3535 (0.2%)
1	B	0.54	1/2585 (0.0%)	0.88	8/3535 (0.2%)
1	C	0.54	1/2585 (0.0%)	0.88	8/3535 (0.2%)
1	D	0.54	1/2585 (0.0%)	0.88	8/3535 (0.2%)
1	E	0.54	1/2585 (0.0%)	0.88	8/3535 (0.2%)
All	All	0.54	5/12925 (0.0%)	0.88	40/17675 (0.2%)

Chiral center outliers are detected by calculating the chiral volume of a chiral center and verifying if the center is modelled as a planar moiety or with the opposite hand. A planarity outlier is detected by checking planarity of atoms in a peptide group, atoms in a mainchain group or atoms of a sidechain that are expected to be planar.

Mol	Chain	#Chirality outliers	#Planarity outliers
1	A	0	1
1	B	0	1
1	C	0	1
1	D	0	1
1	E	0	1
All	All	0	5

All (5) bond length outliers are listed below:

Mol	Chain	Res	Type	Atoms	Z	Observed(Å)	Ideal(Å)
1	C	134	SER	C-N	5.74	1.47	1.34
1	E	134	SER	C-N	5.74	1.47	1.34
1	A	134	SER	C-N	5.71	1.47	1.34
1	D	134	SER	C-N	5.70	1.47	1.34
1	B	134	SER	C-N	5.70	1.47	1.34

All (40) bond angle outliers are listed below:

Mol	Chain	Res	Type	Atoms	Z	Observed(°)	Ideal(°)
1	C	245	ASN	N-CA-C	12.66	145.17	111.00

Continued on next page...

Continued from previous page...

Mol	Chain	Res	Type	Atoms	Z	Observed(°)	Ideal(°)
1	E	245	ASN	N-CA-C	12.65	145.16	111.00
1	A	245	ASN	N-CA-C	12.65	145.16	111.00
1	D	245	ASN	N-CA-C	12.63	145.11	111.00
1	B	245	ASN	N-CA-C	12.63	145.10	111.00
1	B	245	ASN	CB-CA-C	-12.62	85.16	110.40
1	E	245	ASN	CB-CA-C	-12.62	85.17	110.40
1	D	245	ASN	CB-CA-C	-12.61	85.17	110.40
1	C	245	ASN	CB-CA-C	-12.61	85.18	110.40
1	A	245	ASN	CB-CA-C	-12.61	85.19	110.40
1	C	12	ALA	N-CA-C	-11.91	78.84	111.00
1	A	12	ALA	N-CA-C	-11.90	78.86	111.00
1	E	12	ALA	N-CA-C	-11.90	78.87	111.00
1	B	12	ALA	N-CA-C	-11.89	78.89	111.00
1	D	12	ALA	N-CA-C	-11.89	78.89	111.00
1	B	245	ASN	C-N-CA	11.61	150.72	121.70
1	E	245	ASN	C-N-CA	11.60	150.71	121.70
1	A	245	ASN	C-N-CA	11.60	150.70	121.70
1	C	245	ASN	C-N-CA	11.59	150.68	121.70
1	D	245	ASN	C-N-CA	11.58	150.66	121.70
1	E	244	THR	O-C-N	7.33	134.43	122.70
1	B	12	ALA	C-N-CA	7.31	139.97	121.70
1	C	244	THR	O-C-N	7.31	134.39	122.70
1	D	12	ALA	C-N-CA	7.31	139.97	121.70
1	D	244	THR	O-C-N	7.31	134.39	122.70
1	E	12	ALA	C-N-CA	7.31	139.97	121.70
1	A	12	ALA	C-N-CA	7.30	139.96	121.70
1	A	244	THR	O-C-N	7.30	134.38	122.70
1	C	12	ALA	C-N-CA	7.30	139.94	121.70
1	B	244	THR	O-C-N	7.29	134.37	122.70
1	B	137	THR	N-CA-C	6.38	128.22	111.00
1	E	137	THR	N-CA-C	6.38	128.22	111.00
1	C	137	THR	N-CA-C	6.38	128.21	111.00
1	A	137	THR	N-CA-C	6.37	128.21	111.00
1	D	137	THR	N-CA-C	6.37	128.19	111.00
1	C	9	PRO	O-C-N	-5.08	111.45	121.10
1	D	9	PRO	O-C-N	-5.07	111.47	121.10
1	A	9	PRO	O-C-N	-5.07	111.47	121.10
1	B	9	PRO	O-C-N	-5.06	111.48	121.10
1	E	9	PRO	O-C-N	-5.06	111.49	121.10

There are no chirality outliers.

All (5) planarity outliers are listed below:

Mol	Chain	Res	Type	Group
1	A	12	ALA	Peptide
1	B	12	ALA	Peptide
1	C	12	ALA	Peptide
1	D	12	ALA	Peptide
1	E	12	ALA	Peptide

5.2 Too-close contacts [i](#)

In the following table, the Non-H and H(model) columns list the number of non-hydrogen atoms and hydrogen atoms in the chain respectively. The H(added) column lists the number of hydrogen atoms added and optimized by MolProbity. The Clashes column lists the number of clashes within the asymmetric unit, whereas Symm-Clashes lists symmetry-related clashes.

Mol	Chain	Non-H	H(model)	H(added)	Clashes	Symm-Clashes
1	A	2517	0	2532	180	4
1	B	2517	0	2532	201	10
1	C	2517	0	2532	205	0
1	D	2517	0	2532	188	0
1	E	2517	0	2532	172	0
2	A	1	0	0	0	0
2	B	1	0	0	0	0
2	C	1	0	0	0	0
2	D	2	0	0	0	0
All	All	12590	0	12660	817	14

The all-atom clashscore is defined as the number of clashes found per 1000 atoms (including hydrogen atoms). The all-atom clashscore for this structure is 32.

All (817) close contacts within the same asymmetric unit are listed below, sorted by their clash magnitude.

Atom-1	Atom-2	Interatomic distance (Å)	Clash overlap (Å)
1:E:279:LEU:HD23	1:E:288:ALA:CA	1.40	1.51
1:B:279:LEU:HD23	1:B:288:ALA:CA	1.39	1.49
1:C:279:LEU:HD23	1:C:288:ALA:CA	1.40	1.49
1:D:279:LEU:HD23	1:D:288:ALA:CA	1.40	1.48
1:A:279:LEU:HD23	1:A:288:ALA:CA	1.40	1.48
1:A:151:LYS:HZ3	1:A:162:ILE:CG2	1.30	1.42
1:B:151:LYS:NZ	1:B:162:ILE:HG21	1.09	1.39
1:B:79:VAL:CG2	1:B:131:ILE:HD12	1.52	1.39
1:C:151:LYS:NZ	1:C:162:ILE:HG21	1.09	1.38
1:C:79:VAL:CG2	1:C:131:ILE:HD12	1.52	1.38

Continued on next page...

Continued from previous page...

Atom-1	Atom-2	Interatomic distance (Å)	Clash overlap (Å)
1:D:79:VAL:CG2	1:D:131:ILE:HD12	1.52	1.38
1:D:151:LYS:NZ	1:D:162:ILE:HG21	1.08	1.37
1:E:79:VAL:CG2	1:E:131:ILE:HD12	1.52	1.37
1:A:79:VAL:CG2	1:A:131:ILE:HD12	1.52	1.37
1:D:151:LYS:NZ	1:D:162:ILE:CG2	1.88	1.37
1:A:151:LYS:NZ	1:A:162:ILE:HG21	1.09	1.36
1:E:151:LYS:NZ	1:E:162:ILE:HG21	1.09	1.36
1:C:151:LYS:NZ	1:C:162:ILE:CG2	1.88	1.35
1:B:151:LYS:NZ	1:B:162:ILE:CG2	1.88	1.35
1:E:151:LYS:HZ3	1:E:162:ILE:CG2	1.38	1.34
1:E:151:LYS:NZ	1:E:162:ILE:CG2	1.88	1.34
1:D:151:LYS:HZ3	1:D:162:ILE:CG2	1.39	1.32
1:B:151:LYS:HZ3	1:B:162:ILE:CG2	1.40	1.31
1:B:279:LEU:CD2	1:B:288:ALA:N	1.97	1.28
1:A:151:LYS:NZ	1:A:162:ILE:CG2	1.88	1.28
1:D:279:LEU:CD2	1:D:288:ALA:N	1.97	1.27
1:C:279:LEU:CD2	1:C:288:ALA:N	1.97	1.27
1:B:192:ARG:HG2	1:C:248:LYS:NZ	1.48	1.26
1:B:279:LEU:HD21	1:B:288:ALA:N	1.51	1.26
1:E:279:LEU:CD2	1:E:288:ALA:N	1.97	1.26
1:A:279:LEU:CD2	1:A:288:ALA:N	1.97	1.26
1:A:79:VAL:CG2	1:A:131:ILE:CD1	2.14	1.25
1:B:79:VAL:CG2	1:B:131:ILE:CD1	2.14	1.25
1:E:79:VAL:CG2	1:E:131:ILE:CD1	2.14	1.25
1:E:279:LEU:HD21	1:E:288:ALA:N	1.51	1.25
1:D:79:VAL:CG2	1:D:131:ILE:CD1	2.14	1.25
1:B:151:LYS:HE3	1:B:155:VAL:CG1	1.67	1.24
1:C:79:VAL:CG2	1:C:131:ILE:CD1	2.14	1.24
1:C:151:LYS:HE3	1:C:155:VAL:CG1	1.67	1.23
1:D:279:LEU:HD21	1:D:288:ALA:N	1.51	1.23
1:C:279:LEU:HD21	1:C:288:ALA:N	1.51	1.22
1:D:151:LYS:HE3	1:D:155:VAL:CG1	1.67	1.22
1:A:151:LYS:HE3	1:A:155:VAL:CG1	1.67	1.21
1:E:151:LYS:HE3	1:E:155:VAL:CG1	1.67	1.21
1:C:211:ILE:O	1:C:227:LEU:HD11	1.42	1.20
1:E:211:ILE:O	1:E:227:LEU:HD11	1.42	1.20
1:A:279:LEU:HD21	1:A:288:ALA:N	1.51	1.18
1:B:211:ILE:O	1:B:227:LEU:HD11	1.42	1.17
1:A:211:ILE:O	1:A:227:LEU:HD11	1.42	1.17
1:A:232:LEU:HD21	1:A:266:TYR:HB3	1.24	1.17
1:C:151:LYS:HZ3	1:C:162:ILE:CG2	1.52	1.16

Continued on next page...

Continued from previous page...

Atom-1	Atom-2	Interatomic distance (Å)	Clash overlap (Å)
1:B:232:LEU:HD21	1:B:266:TYR:HB3	1.24	1.16
1:D:232:LEU:HD21	1:D:266:TYR:HB3	1.24	1.15
1:C:279:LEU:CD2	1:C:288:ALA:CA	2.25	1.14
1:D:211:ILE:O	1:D:227:LEU:HD11	1.42	1.14
1:E:232:LEU:HD21	1:E:266:TYR:HB3	1.24	1.14
1:D:279:LEU:CD2	1:D:288:ALA:CA	2.25	1.14
1:E:279:LEU:CD2	1:E:288:ALA:CA	2.25	1.14
1:C:232:LEU:HD21	1:C:266:TYR:HB3	1.24	1.13
1:E:232:LEU:HD21	1:E:266:TYR:CB	1.79	1.13
1:A:279:LEU:CD2	1:A:288:ALA:CA	2.25	1.13
1:B:279:LEU:CD2	1:B:288:ALA:CA	2.25	1.13
1:D:232:LEU:HD21	1:D:266:TYR:CB	1.79	1.13
1:A:232:LEU:HD21	1:A:266:TYR:CB	1.79	1.13
1:B:232:LEU:HD21	1:B:266:TYR:CB	1.79	1.12
1:C:279:LEU:HD23	1:C:288:ALA:HA	1.15	1.12
1:A:232:LEU:HD21	1:A:266:TYR:CG	1.85	1.12
1:C:232:LEU:HD21	1:C:266:TYR:CG	1.85	1.12
1:E:232:LEU:CD2	1:E:266:TYR:CG	2.32	1.12
1:A:232:LEU:CD2	1:A:266:TYR:CG	2.32	1.11
1:C:232:LEU:CD2	1:C:266:TYR:CG	2.32	1.11
1:D:279:LEU:HD23	1:D:288:ALA:HA	1.15	1.11
1:D:232:LEU:HD21	1:D:266:TYR:CG	1.85	1.11
1:E:232:LEU:HD21	1:E:266:TYR:CG	1.85	1.11
1:C:79:VAL:HG22	1:C:131:ILE:CD1	1.79	1.11
1:C:232:LEU:HD21	1:C:266:TYR:CB	1.79	1.11
1:D:232:LEU:CD2	1:D:266:TYR:CG	2.32	1.11
1:B:232:LEU:CD2	1:B:266:TYR:CG	2.32	1.10
1:B:79:VAL:HG21	1:B:131:ILE:CD1	1.81	1.10
1:B:232:LEU:HD21	1:B:266:TYR:CG	1.85	1.10
1:E:279:LEU:HD23	1:E:288:ALA:HA	1.15	1.10
1:A:79:VAL:HG22	1:A:131:ILE:CD1	1.79	1.10
1:B:193:GLN:O	1:C:248:LYS:HE2	1.51	1.10
1:A:32:ASP:HB2	1:A:245:ASN:O	1.52	1.09
1:E:32:ASP:HB2	1:E:245:ASN:O	1.52	1.09
1:B:279:LEU:HD23	1:B:288:ALA:HA	1.15	1.08
1:B:79:VAL:HG22	1:B:131:ILE:CD1	1.79	1.08
1:A:279:LEU:HD23	1:A:288:ALA:HA	1.15	1.08
1:B:32:ASP:HB2	1:B:245:ASN:O	1.53	1.08
1:D:32:ASP:HB2	1:D:245:ASN:O	1.53	1.08
1:A:79:VAL:HG21	1:A:131:ILE:CD1	1.81	1.06
1:B:151:LYS:CE	1:B:155:VAL:CG1	2.34	1.06

Continued on next page...

Continued from previous page...

Atom-1	Atom-2	Interatomic distance (Å)	Clash overlap (Å)
1:E:79:VAL:HG22	1:E:131:ILE:CD1	1.79	1.05
1:E:151:LYS:CE	1:E:155:VAL:CG1	2.34	1.05
1:C:151:LYS:HZ2	1:C:162:ILE:CG2	1.58	1.05
1:C:79:VAL:HG21	1:C:131:ILE:CD1	1.81	1.05
1:C:32:ASP:HB2	1:C:245:ASN:O	1.52	1.05
1:D:79:VAL:HG22	1:D:131:ILE:CD1	1.79	1.05
1:D:151:LYS:CE	1:D:155:VAL:CG1	2.34	1.05
1:E:79:VAL:HG21	1:E:131:ILE:CD1	1.81	1.05
1:A:151:LYS:CE	1:A:155:VAL:CG1	2.34	1.04
1:C:151:LYS:CE	1:C:155:VAL:CG1	2.34	1.04
1:D:79:VAL:HG21	1:D:131:ILE:CD1	1.81	1.04
1:C:192:ARG:HG2	1:D:248:LYS:NZ	1.72	1.03
1:D:10:PRO:HB2	1:D:12:ALA:O	1.58	1.03
1:E:10:PRO:HB2	1:E:12:ALA:O	1.59	1.03
1:A:10:PRO:HB2	1:A:12:ALA:O	1.58	1.02
1:B:279:LEU:HD21	1:B:288:ALA:H	1.19	1.02
1:A:151:LYS:CE	1:A:155:VAL:HG11	1.90	1.01
1:C:151:LYS:CE	1:C:155:VAL:HG11	1.90	1.01
1:C:79:VAL:HG21	1:C:131:ILE:HD11	1.43	1.01
1:E:151:LYS:CE	1:E:155:VAL:HG11	1.90	1.01
1:B:10:PRO:HB2	1:B:12:ALA:O	1.58	1.00
1:C:10:PRO:HB2	1:C:12:ALA:O	1.58	1.00
1:A:79:VAL:HG21	1:A:131:ILE:HD11	1.43	1.00
1:D:79:VAL:HG21	1:D:131:ILE:HD11	1.43	1.00
1:B:79:VAL:HG21	1:B:131:ILE:HD11	1.43	1.00
1:D:151:LYS:CE	1:D:155:VAL:HG11	1.90	1.00
1:A:248:LYS:HE2	1:E:193:GLN:O	1.60	0.99
1:B:151:LYS:CE	1:B:155:VAL:HG11	1.90	0.99
1:A:279:LEU:HD23	1:A:288:ALA:CB	1.93	0.99
1:C:279:LEU:HD23	1:C:288:ALA:CB	1.93	0.99
1:D:279:LEU:HD23	1:D:288:ALA:CB	1.93	0.99
1:A:248:LYS:HD3	1:E:159:GLY:HA2	1.45	0.99
1:B:151:LYS:HE3	1:B:155:VAL:HG11	0.99	0.98
1:E:151:LYS:HE3	1:E:155:VAL:HG11	0.99	0.98
1:E:279:LEU:HD23	1:E:288:ALA:CB	1.93	0.98
1:A:151:LYS:HE3	1:A:155:VAL:HG11	0.99	0.98
1:D:151:LYS:HE3	1:D:155:VAL:HG11	0.99	0.98
1:E:79:VAL:HG21	1:E:131:ILE:HD11	1.43	0.98
1:B:279:LEU:HD23	1:B:288:ALA:CB	1.93	0.98
1:C:151:LYS:HE3	1:C:155:VAL:HG11	0.99	0.98
1:A:61:VAL:HG21	1:A:64:LYS:CE	1.95	0.97

Continued on next page...

Continued from previous page...

Atom-1	Atom-2	Interatomic distance (Å)	Clash overlap (Å)
1:D:279:LEU:HD21	1:D:288:ALA:H	1.19	0.97
1:E:61:VAL:HG21	1:E:64:LYS:CE	1.95	0.97
1:B:61:VAL:HG21	1:B:64:LYS:CE	1.95	0.97
1:C:192:ARG:CD	1:D:248:LYS:HZ1	1.78	0.97
1:B:192:ARG:CG	1:C:248:LYS:NZ	2.27	0.96
1:C:61:VAL:HG21	1:C:64:LYS:CE	1.95	0.96
1:E:279:LEU:HD21	1:E:288:ALA:H	1.19	0.96
1:C:151:LYS:HZ3	1:C:162:ILE:CB	1.77	0.96
1:D:61:VAL:HG21	1:D:64:LYS:CE	1.95	0.96
1:D:151:LYS:HZ3	1:D:162:ILE:CB	1.79	0.96
1:E:151:LYS:HZ3	1:E:162:ILE:CB	1.79	0.96
1:B:151:LYS:HZ3	1:B:162:ILE:CB	1.79	0.95
1:C:151:LYS:NZ	1:C:162:ILE:CB	2.30	0.94
1:A:52:LEU:HD21	1:A:71:ILE:HD13	1.48	0.94
1:D:279:LEU:HD23	1:D:288:ALA:N	1.73	0.94
1:A:151:LYS:NZ	1:A:162:ILE:CB	2.30	0.94
1:E:151:LYS:NZ	1:E:162:ILE:CB	2.30	0.93
1:C:279:LEU:HD21	1:C:288:ALA:H	1.19	0.93
1:B:151:LYS:NZ	1:B:162:ILE:CB	2.30	0.93
1:D:61:VAL:HG21	1:D:64:LYS:HE2	1.50	0.93
1:D:151:LYS:NZ	1:D:162:ILE:CB	2.30	0.93
1:D:52:LEU:HD21	1:D:71:ILE:HD13	1.48	0.93
1:A:151:LYS:HZ3	1:A:162:ILE:CB	1.81	0.93
1:C:52:LEU:HD21	1:C:71:ILE:HD13	1.48	0.93
1:D:52:LEU:O	1:D:54:PHE:CD2	2.23	0.92
1:C:52:LEU:O	1:C:54:PHE:CD2	2.23	0.92
1:A:279:LEU:HD21	1:A:288:ALA:H	1.19	0.92
1:E:52:LEU:O	1:E:54:PHE:CD2	2.23	0.92
1:A:52:LEU:O	1:A:54:PHE:CD2	2.23	0.92
1:A:151:LYS:HE2	1:A:155:VAL:HB	1.52	0.92
1:E:52:LEU:HD21	1:E:71:ILE:HD13	1.48	0.92
1:B:52:LEU:O	1:B:54:PHE:CD2	2.23	0.92
1:B:159:GLY:HA2	1:C:248:LYS:HD3	1.51	0.91
1:A:52:LEU:O	1:A:54:PHE:CE2	2.23	0.91
1:C:61:VAL:HG21	1:C:64:LYS:HE2	1.50	0.91
1:E:52:LEU:O	1:E:54:PHE:CE2	2.23	0.91
1:B:52:LEU:O	1:B:54:PHE:CE2	2.23	0.91
1:B:52:LEU:HD21	1:B:71:ILE:HD13	1.48	0.91
1:B:61:VAL:HG21	1:B:64:LYS:HE2	1.50	0.91
1:A:279:LEU:HD23	1:A:288:ALA:N	1.73	0.91
1:C:151:LYS:HE2	1:C:155:VAL:HB	1.52	0.91

Continued on next page...

Continued from previous page...

Atom-1	Atom-2	Interatomic distance (Å)	Clash overlap (Å)
1:A:248:LYS:NZ	1:E:192:ARG:HG2	1.84	0.91
1:C:52:LEU:O	1:C:54:PHE:CE2	2.23	0.91
1:B:279:LEU:HD23	1:B:288:ALA:N	1.73	0.90
1:A:61:VAL:HG21	1:A:64:LYS:HE2	1.50	0.90
1:D:52:LEU:O	1:D:54:PHE:CE2	2.23	0.90
1:A:248:LYS:HD3	1:E:159:GLY:CA	2.02	0.90
1:E:61:VAL:HG21	1:E:64:LYS:HE2	1.50	0.90
1:D:151:LYS:HE2	1:D:155:VAL:HB	1.52	0.89
1:E:151:LYS:HE2	1:E:155:VAL:HB	1.52	0.89
1:B:151:LYS:HE2	1:B:155:VAL:HB	1.52	0.89
1:B:159:GLY:CA	1:C:248:LYS:HD3	2.03	0.89
1:B:151:LYS:HZ2	1:B:162:ILE:CG2	1.71	0.89
1:E:279:LEU:HD23	1:E:288:ALA:N	1.73	0.89
1:B:30:LEU:HD12	1:B:36:THR:O	1.74	0.87
1:D:30:LEU:HD12	1:D:36:THR:O	1.74	0.87
1:B:192:ARG:HG2	1:C:248:LYS:HZ1	1.35	0.87
1:A:30:LEU:HD12	1:A:36:THR:O	1.74	0.87
1:A:151:LYS:HZ2	1:A:162:ILE:HG21	1.07	0.87
1:B:79:VAL:HG22	1:B:131:ILE:HD12	0.87	0.87
1:C:79:VAL:HG22	1:C:131:ILE:HD12	0.87	0.87
1:A:192:ARG:HG2	1:B:248:LYS:NZ	1.90	0.87
1:E:30:LEU:HD12	1:E:36:THR:O	1.74	0.87
1:B:193:GLN:O	1:C:248:LYS:CE	2.22	0.86
1:C:30:LEU:HD12	1:C:36:THR:O	1.74	0.86
1:C:192:ARG:NE	1:D:248:LYS:NZ	2.24	0.86
1:A:79:VAL:HG22	1:A:131:ILE:HD12	0.87	0.85
1:C:193:GLN:HB3	1:D:250:PRO:HB3	1.58	0.85
1:C:52:LEU:HD21	1:C:71:ILE:CD1	2.07	0.85
1:D:52:LEU:HD21	1:D:71:ILE:CD1	2.07	0.85
1:A:232:LEU:HD23	1:A:266:TYR:CG	2.11	0.85
1:B:232:LEU:HD23	1:B:266:TYR:CG	2.11	0.85
1:B:192:ARG:HG2	1:C:248:LYS:HZ3	1.34	0.85
1:C:192:ARG:HG2	1:D:248:LYS:HZ3	1.37	0.85
1:C:279:LEU:HD23	1:C:288:ALA:N	1.73	0.85
1:D:232:LEU:HD23	1:D:266:TYR:CG	2.11	0.85
1:E:79:VAL:HG22	1:E:131:ILE:HD12	0.87	0.85
1:C:192:ARG:NE	1:D:248:LYS:HZ2	1.73	0.84
1:C:192:ARG:CG	1:D:248:LYS:NZ	2.39	0.84
1:C:232:LEU:HD23	1:C:266:TYR:CG	2.11	0.84
1:D:79:VAL:HG22	1:D:131:ILE:HD12	0.87	0.84
1:B:52:LEU:HD21	1:B:71:ILE:CD1	2.07	0.83

Continued on next page...

Continued from previous page...

Atom-1	Atom-2	Interatomic distance (Å)	Clash overlap (Å)
1:C:279:LEU:CD2	1:C:288:ALA:HA	2.01	0.83
1:A:52:LEU:HD21	1:A:71:ILE:CD1	2.07	0.83
1:E:52:LEU:HD21	1:E:71:ILE:CD1	2.07	0.83
1:E:232:LEU:HD23	1:E:266:TYR:CG	2.12	0.83
1:B:5:VAL:CG1	1:B:72:TRP:HB2	2.09	0.83
1:A:248:LYS:CE	1:E:193:GLN:O	2.26	0.83
1:A:5:VAL:CG1	1:A:72:TRP:HB2	2.09	0.82
1:E:5:VAL:CG1	1:E:72:TRP:HB2	2.09	0.82
1:B:279:LEU:CD2	1:B:288:ALA:HA	2.01	0.82
1:C:5:VAL:CG1	1:C:72:TRP:HB2	2.09	0.82
1:C:151:LYS:HZ1	1:C:162:ILE:HG12	1.44	0.82
1:D:279:LEU:CD2	1:D:288:ALA:HA	2.01	0.82
1:D:5:VAL:CG1	1:D:72:TRP:HB2	2.09	0.81
1:B:161:ASP:OD1	1:B:193:GLN:NE2	2.12	0.81
1:C:151:LYS:NZ	1:C:162:ILE:HG12	1.97	0.80
1:C:192:ARG:CD	1:D:248:LYS:NZ	2.45	0.80
1:C:232:LEU:CD2	1:C:266:TYR:HB3	2.10	0.80
1:A:151:LYS:NZ	1:A:162:ILE:HG12	1.97	0.80
1:E:151:LYS:NZ	1:E:162:ILE:HG12	1.97	0.80
1:E:151:LYS:HZ2	1:E:162:ILE:HG21	0.97	0.80
1:D:151:LYS:NZ	1:D:162:ILE:HG12	1.97	0.80
1:A:232:LEU:CD2	1:A:266:TYR:HB3	2.10	0.80
1:E:279:LEU:CD2	1:E:288:ALA:HA	2.01	0.80
1:D:151:LYS:HZ2	1:D:162:ILE:CG2	1.72	0.79
1:B:151:LYS:NZ	1:B:162:ILE:HG12	1.96	0.79
1:C:232:LEU:CD2	1:C:266:TYR:CB	2.59	0.79
1:B:151:LYS:NZ	1:B:162:ILE:CG1	2.46	0.79
1:C:279:LEU:CD2	1:C:288:ALA:H	1.80	0.79
1:C:151:LYS:NZ	1:C:162:ILE:CG1	2.46	0.79
1:C:161:ASP:OD1	1:C:193:GLN:NE2	2.12	0.79
1:E:151:LYS:NZ	1:E:162:ILE:CG1	2.46	0.79
1:D:151:LYS:NZ	1:D:162:ILE:CG1	2.46	0.78
1:D:230:SER:HB3	1:E:229:VAL:HG11	1.65	0.78
1:D:232:LEU:CD2	1:D:266:TYR:HB3	2.10	0.78
1:A:193:GLN:O	1:B:248:LYS:HE2	1.83	0.78
1:D:161:ASP:OD1	1:D:193:GLN:NE2	2.12	0.78
1:A:161:ASP:OD1	1:A:193:GLN:NE2	2.12	0.78
1:B:61:VAL:CG2	1:B:64:LYS:CE	2.61	0.78
1:D:151:LYS:HZ2	1:D:162:ILE:HG21	0.96	0.78
1:E:161:ASP:OD1	1:E:193:GLN:NE2	2.12	0.78
1:A:151:LYS:NZ	1:A:162:ILE:CG1	2.46	0.78

Continued on next page...

Continued from previous page...

Atom-1	Atom-2	Interatomic distance (Å)	Clash overlap (Å)
1:C:192:ARG:CG	1:D:248:LYS:HZ1	1.97	0.78
1:A:279:LEU:CD2	1:A:288:ALA:HA	2.01	0.78
1:B:211:ILE:HG12	1:C:270:VAL:HG11	1.66	0.78
1:C:61:VAL:CG2	1:C:64:LYS:CE	2.61	0.78
1:C:151:LYS:CE	1:C:162:ILE:HG21	2.13	0.78
1:A:279:LEU:CD2	1:A:288:ALA:H	1.80	0.77
1:B:151:LYS:CE	1:B:162:ILE:HG21	2.13	0.77
1:C:207:PHE:CZ	1:D:264:LEU:CD2	2.66	0.77
1:E:61:VAL:CG2	1:E:64:LYS:CE	2.61	0.77
1:D:61:VAL:CG2	1:D:64:LYS:CE	2.61	0.77
1:E:151:LYS:CE	1:E:162:ILE:HG21	2.13	0.77
1:B:151:LYS:HZ2	1:B:162:ILE:HG21	0.95	0.77
1:B:232:LEU:CD2	1:B:266:TYR:HB3	2.10	0.77
1:B:279:LEU:CD2	1:B:288:ALA:H	1.80	0.77
1:D:151:LYS:CE	1:D:162:ILE:HG21	2.13	0.77
1:A:61:VAL:CG2	1:A:64:LYS:CE	2.61	0.77
1:A:151:LYS:CE	1:A:162:ILE:HG21	2.13	0.76
1:E:232:LEU:CD2	1:E:266:TYR:HB3	2.10	0.76
1:B:192:ARG:CG	1:C:248:LYS:HZ1	1.94	0.76
1:D:230:SER:HB3	1:E:229:VAL:CG1	2.16	0.76
1:D:232:LEU:CD2	1:D:266:TYR:CB	2.59	0.76
1:D:151:LYS:HZ1	1:D:162:ILE:CG1	1.99	0.75
1:E:232:LEU:CD2	1:E:266:TYR:CD1	2.70	0.75
1:A:279:LEU:CG	1:A:288:ALA:HB2	2.16	0.75
1:E:151:LYS:HZ2	1:E:162:ILE:CG2	1.73	0.75
1:B:232:LEU:CD2	1:B:266:TYR:CD1	2.70	0.75
1:D:232:LEU:CD2	1:D:266:TYR:CD1	2.70	0.75
1:E:151:LYS:HZ1	1:E:162:ILE:HG12	1.52	0.75
1:E:279:LEU:CG	1:E:288:ALA:HB2	2.16	0.75
1:B:151:LYS:HZ1	1:B:162:ILE:CG1	1.99	0.75
1:B:151:LYS:HZ1	1:B:162:ILE:HG12	1.51	0.74
1:B:215:ALA:HB2	1:B:227:LEU:HD23	1.69	0.74
1:D:151:LYS:HZ1	1:D:162:ILE:HG12	1.51	0.74
1:E:215:ALA:HB2	1:E:227:LEU:HD23	1.69	0.74
1:A:151:LYS:HZ1	1:A:162:ILE:CG1	2.00	0.74
1:B:279:LEU:CG	1:B:288:ALA:HB2	2.17	0.74
1:E:151:LYS:HZ1	1:E:162:ILE:CG1	1.99	0.74
1:C:151:LYS:HZ1	1:C:162:ILE:CG1	2.00	0.74
1:A:232:LEU:CD2	1:A:266:TYR:CD1	2.70	0.74
1:C:232:LEU:CD2	1:C:266:TYR:CD1	2.70	0.74
1:C:279:LEU:CG	1:C:288:ALA:HB2	2.16	0.74

Continued on next page...

Continued from previous page...

Atom-1	Atom-2	Interatomic distance (Å)	Clash overlap (Å)
1:D:215:ALA:HB2	1:D:227:LEU:HD23	1.69	0.74
1:A:85:ARG:HA	1:A:108:ALA:HB2	1.70	0.74
1:C:210:PHE:HB2	1:D:267:PHE:HE1	1.51	0.74
1:D:279:LEU:CG	1:D:288:ALA:HB2	2.17	0.74
1:B:192:ARG:NE	1:C:248:LYS:HZ2	1.84	0.73
1:B:85:ARG:HA	1:B:108:ALA:HB2	1.70	0.73
1:E:85:ARG:HA	1:E:108:ALA:HB2	1.70	0.73
1:B:151:LYS:HZ3	1:B:162:ILE:HG21	0.94	0.73
1:A:215:ALA:HB2	1:A:227:LEU:HD23	1.69	0.73
1:B:192:ARG:CD	1:C:248:LYS:NZ	2.52	0.72
1:C:215:ALA:HB2	1:C:227:LEU:HD23	1.69	0.72
1:C:85:ARG:HA	1:C:108:ALA:HB2	1.70	0.72
1:D:151:LYS:HZ3	1:D:162:ILE:HG21	0.93	0.72
1:B:208:ILE:HG22	1:B:266:TYR:OH	1.90	0.72
1:A:208:ILE:HG22	1:A:266:TYR:OH	1.90	0.72
1:D:85:ARG:HA	1:D:108:ALA:HB2	1.70	0.71
1:B:26:GLU:HG3	1:C:80:ASN:HA	1.72	0.71
1:E:208:ILE:HG22	1:E:266:TYR:OH	1.90	0.71
1:C:208:ILE:HG22	1:C:266:TYR:OH	1.90	0.71
1:C:192:ARG:HG2	1:D:248:LYS:HZ1	1.53	0.71
1:A:279:LEU:HG	1:A:288:ALA:HB2	1.73	0.71
1:D:279:LEU:HG	1:D:288:ALA:HB2	1.73	0.71
1:D:36:THR:HG22	1:D:111:LEU:HD12	1.73	0.70
1:D:61:VAL:CG2	1:D:64:LYS:HE2	2.21	0.70
1:E:151:LYS:HZ3	1:E:162:ILE:HG21	0.91	0.70
1:D:32:ASP:CB	1:D:245:ASN:O	2.36	0.70
1:C:61:VAL:CG2	1:C:64:LYS:HE2	2.21	0.70
1:E:279:LEU:HG	1:E:288:ALA:HB2	1.73	0.70
1:A:232:LEU:CD2	1:A:266:TYR:CB	2.59	0.70
1:E:36:THR:HG22	1:E:111:LEU:HD12	1.73	0.70
1:A:32:ASP:CB	1:A:245:ASN:O	2.36	0.70
1:A:61:VAL:CG2	1:A:64:LYS:HE3	2.22	0.70
1:C:193:GLN:O	1:D:248:LYS:HE2	1.91	0.70
1:A:270:VAL:HG11	1:E:211:ILE:HG12	1.72	0.70
1:C:36:THR:HG22	1:C:111:LEU:HD12	1.73	0.70
1:D:208:ILE:HG22	1:D:266:TYR:OH	1.90	0.70
1:C:61:VAL:CG2	1:C:64:LYS:HE3	2.22	0.70
1:A:306:ALA:HA	1:A:309:ILE:HD12	1.74	0.69
1:C:211:ILE:HG12	1:D:270:VAL:HG11	1.74	0.69
1:C:279:LEU:HG	1:C:288:ALA:HB2	1.73	0.69
1:D:232:LEU:HD21	1:D:266:TYR:CD1	2.27	0.69

Continued on next page...

Continued from previous page...

Atom-1	Atom-2	Interatomic distance (Å)	Clash overlap (Å)
1:A:192:ARG:CD	1:B:248:LYS:HZ1	2.05	0.69
1:A:36:THR:HG22	1:A:111:LEU:HD12	1.73	0.69
1:A:279:LEU:HD23	1:A:288:ALA:HB2	1.74	0.69
1:C:287:ARG:O	1:C:289:ALA:N	2.25	0.69
1:D:61:VAL:CG2	1:D:64:LYS:HE3	2.22	0.69
1:B:36:THR:HG22	1:B:111:LEU:HD12	1.73	0.69
1:D:306:ALA:HA	1:D:309:ILE:HD12	1.74	0.69
1:E:279:LEU:CD2	1:E:288:ALA:H	1.80	0.69
1:E:287:ARG:O	1:E:289:ALA:N	2.25	0.69
1:D:287:ARG:O	1:D:289:ALA:N	2.25	0.69
1:B:61:VAL:CG2	1:B:64:LYS:HE2	2.21	0.69
1:C:279:LEU:HD23	1:C:288:ALA:HB2	1.74	0.69
1:D:151:LYS:HE2	1:D:155:VAL:CB	2.23	0.69
1:E:61:VAL:CG2	1:E:64:LYS:HE3	2.22	0.69
1:B:61:VAL:CG2	1:B:64:LYS:HE3	2.22	0.69
1:D:279:LEU:HD23	1:D:288:ALA:HB2	1.75	0.69
1:A:287:ARG:O	1:A:289:ALA:N	2.25	0.69
1:C:192:ARG:HE	1:D:248:LYS:NZ	1.90	0.69
1:D:279:LEU:CD2	1:D:288:ALA:H	1.80	0.69
1:B:279:LEU:HG	1:B:288:ALA:HB2	1.73	0.69
1:B:287:ARG:O	1:B:289:ALA:N	2.25	0.69
1:B:306:ALA:HA	1:B:309:ILE:HD12	1.74	0.69
1:C:287:ARG:O	1:C:290:SER:N	2.27	0.68
1:C:306:ALA:HA	1:C:309:ILE:HD12	1.74	0.68
1:B:287:ARG:O	1:B:290:SER:N	2.27	0.68
1:D:151:LYS:CE	1:D:155:VAL:HB	2.24	0.68
1:D:193:GLN:O	1:E:248:LYS:HE2	1.93	0.68
1:A:151:LYS:HE2	1:A:155:VAL:CB	2.23	0.68
1:A:159:GLY:CA	1:B:248:LYS:HD3	2.24	0.68
1:C:159:GLY:CA	1:D:248:LYS:HD3	2.24	0.68
1:C:232:LEU:HD21	1:C:266:TYR:CD1	2.27	0.68
1:B:32:ASP:CB	1:B:245:ASN:O	2.36	0.68
1:B:151:LYS:CE	1:B:155:VAL:HB	2.24	0.68
1:E:32:ASP:CB	1:E:245:ASN:O	2.36	0.68
1:E:61:VAL:CG2	1:E:64:LYS:HE2	2.21	0.68
1:A:232:LEU:HD21	1:A:266:TYR:CD1	2.27	0.68
1:A:287:ARG:O	1:A:290:SER:N	2.27	0.68
1:C:151:LYS:CE	1:C:155:VAL:CB	2.72	0.68
1:D:5:VAL:HG12	1:D:72:TRP:HB2	1.76	0.68
1:E:5:VAL:HG12	1:E:72:TRP:HB2	1.76	0.68
1:E:306:ALA:HA	1:E:309:ILE:HD12	1.74	0.68

Continued on next page...

Continued from previous page...

Atom-1	Atom-2	Interatomic distance (Å)	Clash overlap (Å)
1:A:61:VAL:CG2	1:A:64:LYS:HE2	2.21	0.68
1:E:232:LEU:CD2	1:E:266:TYR:CB	2.59	0.68
1:D:287:ARG:O	1:D:290:SER:N	2.27	0.67
1:A:159:GLY:HA2	1:B:248:LYS:HD3	1.77	0.67
1:B:151:LYS:CE	1:B:155:VAL:CB	2.72	0.67
1:C:32:ASP:CB	1:C:245:ASN:O	2.36	0.67
1:E:287:ARG:O	1:E:290:SER:N	2.27	0.67
1:A:151:LYS:HZ1	1:A:162:ILE:HG12	1.57	0.67
1:C:151:LYS:HE2	1:C:155:VAL:CB	2.23	0.67
1:E:232:LEU:HD23	1:E:266:TYR:CD1	2.30	0.67
1:E:151:LYS:CE	1:E:155:VAL:CB	2.72	0.67
1:E:232:LEU:HD21	1:E:266:TYR:CD1	2.27	0.67
1:A:151:LYS:CE	1:A:155:VAL:CB	2.72	0.67
1:B:151:LYS:HE2	1:B:155:VAL:CB	2.23	0.67
1:B:279:LEU:HD23	1:B:288:ALA:HB2	1.74	0.67
1:E:151:LYS:HE2	1:E:155:VAL:CB	2.23	0.67
1:C:192:ARG:HE	1:D:248:LYS:HZ2	1.40	0.67
1:E:279:LEU:HD23	1:E:288:ALA:HB2	1.74	0.67
1:D:151:LYS:CE	1:D:155:VAL:CB	2.72	0.67
1:B:277:HIS:CE1	1:B:281:VAL:HG21	2.30	0.66
1:C:232:LEU:HD23	1:C:266:TYR:CD1	2.30	0.66
1:E:277:HIS:CE1	1:E:281:VAL:HG21	2.30	0.66
1:D:279:LEU:CD2	1:D:288:ALA:HB2	2.26	0.66
1:B:232:LEU:HD23	1:B:266:TYR:CD1	2.30	0.66
1:D:232:LEU:HD23	1:D:266:TYR:CD1	2.30	0.66
1:A:5:VAL:HG12	1:A:72:TRP:HB2	1.76	0.66
1:A:151:LYS:CE	1:A:155:VAL:HB	2.24	0.66
1:B:232:LEU:HD21	1:B:266:TYR:CD1	2.27	0.66
1:C:151:LYS:CE	1:C:155:VAL:HB	2.23	0.66
1:C:5:VAL:HG12	1:C:72:TRP:HB2	1.76	0.66
1:E:279:LEU:CD2	1:E:288:ALA:HB2	2.26	0.66
1:B:5:VAL:HG12	1:B:72:TRP:HB2	1.76	0.66
1:A:192:ARG:HG2	1:B:248:LYS:HZ3	1.60	0.65
1:A:277:HIS:CE1	1:A:281:VAL:HG21	2.30	0.65
1:C:277:HIS:CE1	1:C:281:VAL:HG21	2.30	0.65
1:A:151:LYS:HZ2	1:A:162:ILE:CG2	1.81	0.65
1:A:232:LEU:HD23	1:A:266:TYR:CD1	2.30	0.65
1:A:279:LEU:CD2	1:A:288:ALA:HB2	2.26	0.65
1:D:277:HIS:CE1	1:D:281:VAL:HG21	2.30	0.65
1:A:279:LEU:CD2	1:A:288:ALA:CB	2.70	0.65
1:C:207:PHE:CZ	1:D:264:LEU:HD23	2.31	0.65

Continued on next page...

Continued from previous page...

Atom-1	Atom-2	Interatomic distance (Å)	Clash overlap (Å)
1:B:232:LEU:CD2	1:B:266:TYR:CB	2.59	0.65
1:D:86:ASP:HB2	1:D:107:SER:OG	1.97	0.65
1:B:86:ASP:HB2	1:B:107:SER:OG	1.97	0.65
1:A:86:ASP:HB2	1:A:107:SER:OG	1.97	0.65
1:E:151:LYS:CE	1:E:155:VAL:HB	2.24	0.65
1:B:279:LEU:CD2	1:B:288:ALA:HB2	2.26	0.64
1:C:279:LEU:CD2	1:C:288:ALA:HB2	2.26	0.64
1:E:86:ASP:HB2	1:E:107:SER:OG	1.97	0.64
1:B:193:GLN:C	1:C:248:LYS:HE2	2.18	0.64
1:A:192:ARG:NE	1:B:248:LYS:HZ2	1.94	0.64
1:C:86:ASP:HB2	1:C:107:SER:OG	1.97	0.64
1:A:192:ARG:NE	1:B:248:LYS:NZ	2.46	0.63
1:D:232:LEU:CD2	1:D:266:TYR:CD2	2.82	0.63
1:B:232:LEU:CD2	1:B:266:TYR:CD2	2.82	0.63
1:B:151:LYS:CE	1:B:155:VAL:HG12	2.29	0.63
1:C:232:LEU:CD2	1:C:266:TYR:CD2	2.82	0.63
1:D:230:SER:CB	1:E:229:VAL:HG11	2.29	0.62
1:D:151:LYS:CE	1:D:155:VAL:HG12	2.29	0.62
1:A:192:ARG:CG	1:B:248:LYS:NZ	2.62	0.62
1:A:248:LYS:HZ1	1:E:192:ARG:HG2	1.63	0.62
1:E:232:LEU:HD23	1:E:266:TYR:CD2	2.34	0.62
1:A:232:LEU:CD2	1:A:266:TYR:CD2	2.82	0.62
1:C:120:PRO:HG3	1:C:197:TYR:CE2	2.35	0.62
1:E:232:LEU:CD2	1:E:266:TYR:CD2	2.82	0.62
1:C:232:LEU:HD23	1:C:266:TYR:CD2	2.34	0.62
1:B:120:PRO:HG3	1:B:197:TYR:CE2	2.35	0.62
1:B:232:LEU:HD23	1:B:266:TYR:CD2	2.34	0.62
1:A:232:LEU:HD23	1:A:266:TYR:CD2	2.34	0.61
1:E:151:LYS:CE	1:E:155:VAL:HG12	2.29	0.61
1:A:120:PRO:HG3	1:A:197:TYR:CE2	2.35	0.61
1:B:226:THR:O	1:B:230:SER:HB2	2.01	0.61
1:D:120:PRO:HG3	1:D:197:TYR:CE2	2.35	0.61
1:D:232:LEU:HD23	1:D:266:TYR:CD2	2.34	0.61
1:E:120:PRO:HG3	1:E:197:TYR:CE2	2.35	0.61
1:D:226:THR:O	1:D:230:SER:HB2	2.01	0.61
1:C:151:LYS:HZ2	1:C:162:ILE:HG21	0.79	0.61
1:A:226:THR:O	1:A:230:SER:HB2	2.01	0.61
1:B:207:PHE:CZ	1:C:264:LEU:CD2	2.83	0.61
1:E:226:THR:O	1:E:230:SER:HB2	2.01	0.60
1:E:242:VAL:HG12	1:E:242:VAL:O	2.02	0.60
1:D:5:VAL:HG11	1:D:72:TRP:HB2	1.84	0.60

Continued on next page...

Continued from previous page...

Atom-1	Atom-2	Interatomic distance (Å)	Clash overlap (Å)
1:A:211:ILE:HG12	1:B:270:VAL:HG11	1.83	0.60
1:B:192:ARG:CD	1:C:248:LYS:HZ1	2.14	0.60
1:C:242:VAL:HG12	1:C:242:VAL:O	2.02	0.60
1:D:242:VAL:HG12	1:D:242:VAL:O	2.02	0.60
1:B:242:VAL:O	1:B:242:VAL:HG12	2.02	0.60
1:C:151:LYS:CE	1:C:155:VAL:HG12	2.29	0.60
1:C:207:PHE:CE2	1:D:264:LEU:HD23	2.36	0.60
1:C:226:THR:O	1:C:230:SER:HB2	2.01	0.60
1:A:242:VAL:HG12	1:A:242:VAL:O	2.02	0.59
1:C:230:SER:HB3	1:D:229:VAL:HG11	1.83	0.59
1:E:5:VAL:HG11	1:E:72:TRP:HB2	1.83	0.59
1:C:192:ARG:HD3	1:D:248:LYS:HZ1	1.63	0.59
1:B:210:PHE:HB2	1:C:267:PHE:HE1	1.67	0.59
1:C:5:VAL:HG11	1:C:72:TRP:HB2	1.83	0.59
1:E:279:LEU:CD2	1:E:288:ALA:CB	2.70	0.59
1:A:151:LYS:HZ3	1:A:162:ILE:HG21	0.82	0.59
1:B:192:ARG:CD	1:C:248:LYS:HZ2	2.15	0.59
1:B:238:PHE:HB2	1:C:236:ILE:HD13	1.85	0.59
1:A:151:LYS:HE3	1:A:155:VAL:CB	2.33	0.59
1:A:248:LYS:NZ	1:E:192:ARG:CG	2.65	0.59
1:C:207:PHE:CZ	1:D:264:LEU:HD21	2.37	0.59
1:C:159:GLY:HA2	1:D:248:LYS:HD3	1.84	0.58
1:C:61:VAL:HG21	1:C:64:LYS:CG	2.34	0.58
1:D:61:VAL:HG21	1:D:64:LYS:CG	2.34	0.58
1:D:279:LEU:CD2	1:D:288:ALA:CB	2.70	0.58
1:A:61:VAL:HG21	1:A:64:LYS:CG	2.34	0.58
1:B:148:LYS:HB3	1:C:177:GLU:OE1	2.02	0.58
1:B:151:LYS:HE3	1:B:155:VAL:CB	2.33	0.58
1:C:210:PHE:HB2	1:D:267:PHE:CE1	2.36	0.58
1:A:131:ILE:HG21	1:A:181:GLU:OE2	2.04	0.58
1:D:86:ASP:HB2	1:D:107:SER:HG	1.69	0.58
1:D:131:ILE:HG21	1:D:181:GLU:OE2	2.04	0.58
1:E:131:ILE:HG21	1:E:181:GLU:OE2	2.04	0.58
1:A:151:LYS:CE	1:A:155:VAL:HG12	2.29	0.57
1:B:61:VAL:HG21	1:B:64:LYS:CG	2.33	0.57
1:B:5:VAL:HG11	1:B:72:TRP:HB2	1.83	0.57
1:C:199:PRO:O	1:D:260:PHE:CD1	2.57	0.57
1:C:197:TYR:CE2	1:C:202:ILE:HD11	2.40	0.57
1:E:197:TYR:CE2	1:E:202:ILE:HD11	2.40	0.57
1:A:5:VAL:HG11	1:A:72:TRP:HB2	1.83	0.57
1:E:61:VAL:HG21	1:E:64:LYS:CG	2.34	0.57

Continued on next page...

Continued from previous page...

Atom-1	Atom-2	Interatomic distance (Å)	Clash overlap (Å)
1:B:131:ILE:HG21	1:B:181:GLU:OE2	2.04	0.57
1:D:197:TYR:CE2	1:D:202:ILE:HD11	2.40	0.57
1:B:197:TYR:HE2	1:B:202:ILE:HD11	1.70	0.57
1:A:79:VAL:CG2	1:A:131:ILE:CG1	2.83	0.57
1:A:120:PRO:HG3	1:A:197:TYR:CD2	2.40	0.57
1:D:79:VAL:CG2	1:D:131:ILE:CG1	2.83	0.57
1:D:151:LYS:HE2	1:D:155:VAL:CG1	2.33	0.57
1:A:248:LYS:HZ3	1:E:192:ARG:HG2	1.69	0.57
1:B:197:TYR:CE2	1:B:202:ILE:HD11	2.40	0.57
1:D:120:PRO:HG3	1:D:197:TYR:CD2	2.40	0.57
1:C:120:PRO:HG3	1:C:197:TYR:CD2	2.40	0.56
1:C:197:TYR:HE2	1:C:202:ILE:HD11	1.70	0.56
1:C:242:VAL:O	1:C:244:THR:HG23	2.05	0.56
1:D:242:VAL:O	1:D:244:THR:HG23	2.05	0.56
1:A:192:ARG:CD	1:B:248:LYS:NZ	2.67	0.56
1:A:197:TYR:HE2	1:A:202:ILE:HD11	1.70	0.56
1:A:197:TYR:CE2	1:A:202:ILE:HD11	2.40	0.56
1:C:131:ILE:HG21	1:C:181:GLU:OE2	2.04	0.56
1:E:120:PRO:HG3	1:E:197:TYR:CD2	2.40	0.56
1:A:242:VAL:O	1:A:244:THR:HG23	2.05	0.56
1:D:151:LYS:HE3	1:D:155:VAL:CB	2.33	0.56
1:D:197:TYR:HE2	1:D:202:ILE:HD11	1.70	0.56
1:D:211:ILE:HG23	1:E:270:VAL:HG11	1.86	0.56
1:E:242:VAL:O	1:E:244:THR:HG23	2.05	0.56
1:B:79:VAL:CG2	1:B:131:ILE:CG1	2.83	0.56
1:C:151:LYS:HZ3	1:C:162:ILE:HB	1.62	0.56
1:B:242:VAL:O	1:B:244:THR:HG23	2.06	0.56
1:E:197:TYR:HE2	1:E:202:ILE:HD11	1.70	0.56
1:E:79:VAL:CG2	1:E:131:ILE:CG1	2.83	0.56
1:B:151:LYS:HZ3	1:B:162:ILE:HB	1.70	0.56
1:B:230:SER:HB3	1:C:229:VAL:HG11	1.88	0.56
1:B:120:PRO:HG3	1:B:197:TYR:CD2	2.40	0.55
1:A:192:ARG:HE	1:B:248:LYS:HZ2	1.52	0.55
1:A:192:ARG:HG2	1:B:248:LYS:HZ1	1.68	0.55
1:B:207:PHE:CZ	1:C:264:LEU:HD23	2.42	0.55
1:C:279:LEU:CD2	1:C:288:ALA:CB	2.70	0.55
1:B:279:LEU:CD2	1:B:288:ALA:CB	2.70	0.55
1:C:32:ASP:HB2	1:C:245:ASN:HB3	1.89	0.55
1:D:32:ASP:HB2	1:D:245:ASN:HB3	1.89	0.55
1:C:26:GLU:HG3	1:D:80:ASN:HA	1.89	0.55
1:D:192:ARG:HE	1:E:248:LYS:NZ	2.04	0.55

Continued on next page...

Continued from previous page...

Atom-1	Atom-2	Interatomic distance (Å)	Clash overlap (Å)
1:C:79:VAL:CG2	1:C:131:ILE:CG1	2.83	0.54
1:D:192:ARG:NE	1:E:248:LYS:NZ	2.55	0.54
1:E:151:LYS:HE3	1:E:155:VAL:CB	2.33	0.54
1:A:192:ARG:HE	1:B:248:LYS:NZ	2.06	0.54
1:C:230:SER:HB3	1:D:229:VAL:CG1	2.37	0.54
1:E:32:ASP:HB2	1:E:245:ASN:HB3	1.89	0.54
1:A:192:ARG:CG	1:B:248:LYS:HZ1	2.21	0.54
1:B:253:THR:HB	1:B:256:GLY:H	1.73	0.54
1:C:253:THR:HB	1:C:256:GLY:H	1.73	0.54
1:C:285:PRO:HA	1:C:288:ALA:HB3	1.90	0.54
1:E:30:LEU:HD23	1:E:160:TRP:NE1	2.23	0.54
1:B:32:ASP:HB2	1:B:245:ASN:HB3	1.89	0.54
1:C:78:PHE:CE2	1:C:85:ARG:HD3	2.44	0.54
1:E:78:PHE:CE2	1:E:85:ARG:HD3	2.43	0.54
1:D:159:GLY:HA2	1:E:248:LYS:HD3	1.90	0.53
1:D:253:THR:HB	1:D:256:GLY:H	1.73	0.53
1:B:78:PHE:CE2	1:B:85:ARG:HD3	2.43	0.53
1:B:285:PRO:HA	1:B:288:ALA:HB3	1.90	0.53
1:A:78:PHE:CE2	1:A:85:ARG:HD3	2.43	0.53
1:D:30:LEU:HD23	1:D:160:TRP:NE1	2.23	0.53
1:A:289:ALA:O	1:A:293:ARG:HG3	2.09	0.53
1:D:289:ALA:O	1:D:293:ARG:HG3	2.09	0.53
1:E:253:THR:HB	1:E:256:GLY:H	1.73	0.53
1:B:30:LEU:HD23	1:B:160:TRP:NE1	2.23	0.53
1:A:32:ASP:HB2	1:A:245:ASN:HB3	1.89	0.53
1:A:119:TYR:CE1	1:A:246:LEU:HD11	2.44	0.53
1:B:193:GLN:HB3	1:C:250:PRO:HB3	1.90	0.53
1:B:289:ALA:O	1:B:293:ARG:HG3	2.09	0.53
1:C:119:TYR:CE1	1:C:246:LEU:HD11	2.44	0.53
1:A:279:LEU:HD21	1:A:287:ARG:CB	2.39	0.53
1:D:192:ARG:HG2	1:E:248:LYS:NZ	2.24	0.53
1:D:279:LEU:HD21	1:D:287:ARG:CB	2.40	0.53
1:E:289:ALA:O	1:E:293:ARG:HG3	2.09	0.53
1:B:279:LEU:HD21	1:B:287:ARG:CB	2.39	0.52
1:C:30:LEU:HD23	1:C:160:TRP:NE1	2.23	0.52
1:D:119:TYR:CE1	1:D:246:LEU:HD11	2.44	0.52
1:D:285:PRO:HA	1:D:288:ALA:HB3	1.90	0.52
1:E:279:LEU:HD21	1:E:287:ARG:CB	2.39	0.52
1:A:30:LEU:HD23	1:A:160:TRP:NE1	2.23	0.52
1:A:295:SER:HA	1:A:298:ALA:HB3	1.92	0.52
1:E:285:PRO:HA	1:E:288:ALA:HB3	1.90	0.52

Continued on next page...

Continued from previous page...

Atom-1	Atom-2	Interatomic distance (Å)	Clash overlap (Å)
1:A:253:THR:HB	1:A:256:GLY:H	1.73	0.52
1:B:295:SER:HA	1:B:298:ALA:HB3	1.92	0.52
1:D:5:VAL:HG12	1:D:6:SER:N	2.25	0.52
1:D:78:PHE:CE2	1:D:85:ARG:HD3	2.43	0.52
1:B:130:LEU:HD12	1:B:186:TYR:CE1	2.45	0.52
1:A:5:VAL:HG12	1:A:6:SER:N	2.25	0.52
1:B:241:LEU:HD13	1:C:240:ILE:HG13	1.92	0.52
1:B:5:VAL:HG12	1:B:6:SER:N	2.25	0.52
1:A:285:PRO:HA	1:A:288:ALA:HB3	1.90	0.52
1:B:148:LYS:HG2	1:C:177:GLU:HG2	1.92	0.52
1:C:289:ALA:O	1:C:293:ARG:HG3	2.09	0.52
1:D:130:LEU:HD12	1:D:186:TYR:CE1	2.45	0.52
1:D:295:SER:HA	1:D:298:ALA:HB3	1.92	0.52
1:A:130:LEU:HD12	1:A:186:TYR:CE1	2.45	0.51
1:E:130:LEU:HD12	1:E:186:TYR:CE1	2.45	0.51
1:A:193:GLN:HB3	1:B:250:PRO:HB3	1.91	0.51
1:B:119:TYR:CE1	1:B:246:LEU:HD11	2.44	0.51
1:C:279:LEU:HD21	1:C:287:ARG:CB	2.39	0.51
1:D:135:VAL:HG22	1:D:136:ASP:H	1.76	0.51
1:A:135:VAL:HG22	1:A:136:ASP:H	1.76	0.51
1:C:130:LEU:HD12	1:C:186:TYR:CE1	2.45	0.51
1:E:295:SER:HA	1:E:298:ALA:HB3	1.92	0.51
1:E:135:VAL:HG22	1:E:136:ASP:H	1.76	0.51
1:A:44:SER:OG	1:A:148:LYS:HD3	2.11	0.51
1:A:52:LEU:HD13	1:A:94:VAL:HG21	1.93	0.51
1:B:82:GLU:HG3	1:B:109:ARG:HB3	1.93	0.51
1:E:44:SER:OG	1:E:148:LYS:HD3	2.11	0.51
1:A:82:GLU:HG3	1:A:109:ARG:HB3	1.93	0.51
1:B:44:SER:OG	1:B:148:LYS:HD3	2.11	0.51
1:C:82:GLU:HG3	1:C:109:ARG:HB3	1.93	0.51
1:E:52:LEU:HD13	1:E:94:VAL:HG21	1.93	0.51
1:E:151:LYS:HZ3	1:E:162:ILE:HB	1.72	0.51
1:C:44:SER:OG	1:C:148:LYS:HD3	2.11	0.51
1:C:135:VAL:HG22	1:C:136:ASP:H	1.76	0.51
1:D:211:ILE:HG12	1:E:270:VAL:HG11	1.93	0.51
1:E:119:TYR:CE1	1:E:246:LEU:HD11	2.44	0.51
1:D:82:GLU:HG3	1:D:109:ARG:HB3	1.93	0.50
1:D:192:ARG:CD	1:E:248:LYS:HZ1	2.24	0.50
1:C:5:VAL:HG12	1:C:6:SER:N	2.25	0.50
1:C:295:SER:HA	1:C:298:ALA:HB3	1.92	0.50
1:E:5:VAL:HG12	1:E:6:SER:N	2.25	0.50

Continued on next page...

Continued from previous page...

Atom-1	Atom-2	Interatomic distance (Å)	Clash overlap (Å)
1:E:197:TYR:HA	1:E:201:ILE:HD13	1.94	0.50
1:A:151:LYS:HE2	1:A:155:VAL:CG1	2.33	0.50
1:D:159:GLY:CA	1:E:248:LYS:HD3	2.41	0.50
1:E:48:LYS:HG2	1:E:99:THR:OG1	2.12	0.50
1:B:48:LYS:HG2	1:B:99:THR:OG1	2.12	0.50
1:B:197:TYR:HA	1:B:201:ILE:HD13	1.94	0.50
1:D:44:SER:OG	1:D:148:LYS:HD3	2.11	0.50
1:C:52:LEU:HD13	1:C:94:VAL:HG21	1.93	0.49
1:E:82:GLU:HG3	1:E:109:ARG:HB3	1.93	0.49
1:A:197:TYR:HA	1:A:201:ILE:HD13	1.94	0.49
1:A:210:PHE:HB2	1:B:267:PHE:HE1	1.76	0.49
1:D:52:LEU:HD13	1:D:94:VAL:HG21	1.93	0.49
1:C:197:TYR:HA	1:C:201:ILE:HD13	1.94	0.49
1:B:135:VAL:HG22	1:B:136:ASP:H	1.76	0.49
1:C:48:LYS:HG2	1:C:99:THR:OG1	2.12	0.49
1:B:52:LEU:HD13	1:B:94:VAL:HG21	1.93	0.49
1:A:48:LYS:HG2	1:A:99:THR:OG1	2.12	0.49
1:C:7:PRO:HG3	1:C:135:VAL:HG11	1.95	0.49
1:D:197:TYR:HA	1:D:201:ILE:HD13	1.94	0.49
1:C:120:PRO:HD3	1:C:255:THR:CG2	2.43	0.49
1:D:48:LYS:HG2	1:D:99:THR:OG1	2.12	0.49
1:A:7:PRO:HG3	1:A:135:VAL:HG11	1.95	0.49
1:A:279:LEU:HD21	1:A:287:ARG:C	2.29	0.49
1:C:207:PHE:CE2	1:D:264:LEU:CD2	2.94	0.49
1:E:120:PRO:HD3	1:E:255:THR:CG2	2.43	0.49
1:A:120:PRO:HD3	1:A:255:THR:CG2	2.43	0.48
1:D:230:SER:HB3	1:E:229:VAL:HG12	1.95	0.48
1:B:120:PRO:HD3	1:B:255:THR:CG2	2.43	0.48
1:B:159:GLY:HA2	1:C:248:LYS:CD	2.33	0.48
1:D:120:PRO:HD3	1:D:255:THR:CG2	2.43	0.48
1:A:236:ILE:HD13	1:E:238:PHE:HB2	1.95	0.48
1:C:159:GLY:HA3	1:D:248:LYS:HD3	1.95	0.48
1:A:233:ILE:HG12	1:E:233:ILE:HG22	1.94	0.48
1:A:229:VAL:HG11	1:E:230:SER:HB3	1.96	0.48
1:A:193:GLN:O	1:B:248:LYS:CE	2.58	0.48
1:C:151:LYS:HE3	1:C:155:VAL:CB	2.33	0.48
1:B:199:PRO:O	1:C:260:PHE:CD1	2.67	0.48
1:C:151:LYS:HZ3	1:C:162:ILE:HG21	1.09	0.48
1:C:235:HIS:CE1	1:C:262:ILE:HG21	2.49	0.48
1:D:7:PRO:HG3	1:D:135:VAL:HG11	1.95	0.48
1:B:7:PRO:HG3	1:B:135:VAL:HG11	1.95	0.48

Continued on next page...

Continued from previous page...

Atom-1	Atom-2	Interatomic distance (Å)	Clash overlap (Å)
1:B:26:GLU:CG	1:C:80:ASN:HA	2.42	0.47
1:D:192:ARG:HE	1:E:248:LYS:HZ2	1.61	0.47
1:B:235:HIS:CE1	1:B:262:ILE:HG21	2.49	0.47
1:D:235:HIS:CE1	1:D:262:ILE:HG21	2.49	0.47
1:E:7:PRO:HG3	1:E:135:VAL:HG11	1.95	0.47
1:A:207:PHE:CZ	1:B:264:LEU:CD2	2.98	0.47
1:A:235:HIS:CE1	1:A:262:ILE:HG21	2.49	0.47
1:A:248:LYS:HZ1	1:E:192:ARG:CG	2.27	0.47
1:C:200:ASN:HD21	1:D:252:MET:CE	2.28	0.47
1:D:61:VAL:HG21	1:D:64:LYS:HG2	1.97	0.47
1:A:248:LYS:CD	1:E:159:GLY:HA2	2.30	0.47
1:E:235:HIS:CE1	1:E:262:ILE:HG21	2.49	0.47
1:A:151:LYS:HZ2	1:A:162:ILE:HG12	1.76	0.47
1:B:61:VAL:HG21	1:B:64:LYS:HG2	1.97	0.46
1:C:193:GLN:OE1	1:D:250:PRO:HG3	2.16	0.46
1:E:61:VAL:HG21	1:E:64:LYS:HG2	1.97	0.46
1:D:192:ARG:NE	1:E:248:LYS:HZ2	2.14	0.46
1:A:159:GLY:HA3	1:B:248:LYS:HD3	1.98	0.46
1:B:192:ARG:HE	1:C:248:LYS:HZ2	1.58	0.46
1:C:8:PRO:HA	1:C:9:PRO:HD3	1.88	0.46
1:A:8:PRO:HA	1:A:9:PRO:HD3	1.88	0.46
1:A:10:PRO:CB	1:A:12:ALA:O	2.48	0.46
1:A:230:SER:HB3	1:B:229:VAL:CG1	2.45	0.46
1:C:61:VAL:HG21	1:C:64:LYS:HG2	1.97	0.46
1:E:279:LEU:HD21	1:E:287:ARG:HB2	1.98	0.46
1:B:279:LEU:HD21	1:B:287:ARG:HB2	1.98	0.46
1:C:284:GLN:N	1:C:285:PRO:HD3	2.31	0.46
1:D:151:LYS:HZ3	1:D:162:ILE:HB	1.71	0.45
1:A:61:VAL:HG21	1:A:64:LYS:HG2	1.97	0.45
1:D:279:LEU:HD21	1:D:287:ARG:HB2	1.98	0.45
1:A:248:LYS:HD3	1:E:159:GLY:HA3	1.92	0.45
1:B:78:PHE:HE2	1:B:85:ARG:HD3	1.82	0.45
1:C:279:LEU:HD21	1:C:287:ARG:HB2	1.98	0.45
1:D:78:PHE:HE2	1:D:85:ARG:HD3	1.82	0.45
1:D:284:GLN:N	1:D:285:PRO:HD3	2.31	0.45
1:A:240:ILE:HG23	1:A:243:GLU:OE2	2.17	0.45
1:B:8:PRO:HA	1:B:9:PRO:HD3	1.88	0.45
1:B:240:ILE:HG23	1:B:243:GLU:OE2	2.17	0.45
1:E:284:GLN:N	1:E:285:PRO:HD3	2.32	0.45
1:A:279:LEU:HD21	1:A:287:ARG:HB2	1.98	0.45
1:B:284:GLN:N	1:B:285:PRO:HD3	2.31	0.45

Continued on next page...

Continued from previous page...

Atom-1	Atom-2	Interatomic distance (Å)	Clash overlap (Å)
1:D:240:ILE:HG23	1:D:243:GLU:OE2	2.17	0.45
1:A:229:VAL:CG1	1:E:230:SER:HB3	2.47	0.45
1:A:78:PHE:HE2	1:A:85:ARG:HD3	1.82	0.45
1:B:192:ARG:CG	1:C:248:LYS:HZ2	2.20	0.45
1:B:230:SER:HB3	1:C:229:VAL:CG1	2.47	0.45
1:E:240:ILE:HG23	1:E:243:GLU:OE2	2.17	0.45
1:B:26:GLU:OE2	1:C:80:ASN:HB3	2.17	0.44
1:B:287:ARG:C	1:B:289:ALA:N	2.70	0.44
1:C:299:PHE:HB2	1:C:300:PRO:HD3	1.99	0.44
1:E:299:PHE:HB2	1:E:300:PRO:HD3	1.99	0.44
1:A:284:GLN:N	1:A:285:PRO:HD3	2.31	0.44
1:A:230:SER:HB3	1:B:229:VAL:HG11	1.99	0.44
1:A:299:PHE:HB2	1:A:300:PRO:HD3	1.99	0.44
1:B:277:HIS:O	1:B:281:VAL:HG23	2.18	0.44
1:C:277:HIS:O	1:C:281:VAL:HG23	2.18	0.44
1:E:279:LEU:HD21	1:E:287:ARG:C	2.29	0.44
1:E:199:PRO:HA	1:E:203:LEU:HD12	2.00	0.44
1:D:199:PRO:HA	1:D:203:LEU:HD12	2.00	0.44
1:A:5:VAL:CG1	1:A:6:SER:N	2.81	0.44
1:B:112:SER:HB2	1:B:127:HIS:H	1.83	0.44
1:B:199:PRO:HA	1:B:203:LEU:HD12	2.00	0.44
1:C:240:ILE:HG23	1:C:243:GLU:OE2	2.17	0.44
1:E:277:HIS:O	1:E:281:VAL:HG23	2.18	0.44
1:A:277:HIS:O	1:A:281:VAL:HG23	2.18	0.44
1:B:5:VAL:CG1	1:B:6:SER:N	2.81	0.44
1:B:10:PRO:CB	1:B:12:ALA:O	2.48	0.44
1:C:112:SER:HB2	1:C:127:HIS:H	1.83	0.44
1:A:199:PRO:HA	1:A:203:LEU:HD12	2.00	0.44
1:C:199:PRO:HA	1:C:203:LEU:HD12	2.00	0.44
1:C:208:ILE:HG22	1:C:266:TYR:HH	1.81	0.44
1:D:5:VAL:CG1	1:D:6:SER:N	2.81	0.44
1:D:112:SER:CB	1:D:127:HIS:H	2.31	0.44
1:E:206:LEU:HB3	1:E:210:PHE:CE2	2.53	0.44
1:A:206:LEU:HB3	1:A:210:PHE:CE2	2.53	0.43
1:B:253:THR:HG22	1:B:255:THR:H	1.83	0.43
1:D:112:SER:HB2	1:D:127:HIS:H	1.83	0.43
1:D:277:HIS:O	1:D:281:VAL:HG23	2.18	0.43
1:A:160:TRP:CE3	1:A:190:ILE:HD12	2.53	0.43
1:A:287:ARG:C	1:A:289:ALA:N	2.71	0.43
1:B:211:ILE:HG12	1:C:270:VAL:CG1	2.44	0.43
1:E:78:PHE:HE2	1:E:85:ARG:HD3	1.82	0.43

Continued on next page...

Continued from previous page...

Atom-1	Atom-2	Interatomic distance (Å)	Clash overlap (Å)
1:E:112:SER:HB2	1:E:127:HIS:H	1.83	0.43
1:E:5:VAL:CG1	1:E:6:SER:N	2.81	0.43
1:E:160:TRP:CE3	1:E:190:ILE:HD12	2.53	0.43
1:A:253:THR:HG22	1:A:255:THR:H	1.83	0.43
1:B:112:SER:CB	1:B:127:HIS:H	2.31	0.43
1:C:5:VAL:CG1	1:C:6:SER:N	2.81	0.43
1:C:160:TRP:CE3	1:C:190:ILE:HD12	2.53	0.43
1:B:207:PHE:CE2	1:C:264:LEU:HD23	2.52	0.43
1:D:299:PHE:HB2	1:D:300:PRO:HD3	1.99	0.43
1:E:5:VAL:HG11	1:E:72:TRP:CB	2.48	0.43
1:B:206:LEU:HB3	1:B:210:PHE:CE2	2.53	0.43
1:C:287:ARG:C	1:C:289:ALA:N	2.71	0.43
1:D:214:THR:HB	1:E:274:THR:HG21	2.01	0.43
1:E:112:SER:CB	1:E:127:HIS:H	2.31	0.43
1:C:206:LEU:HB3	1:C:210:PHE:CE2	2.53	0.43
1:E:287:ARG:C	1:E:289:ALA:N	2.71	0.43
1:D:206:LEU:HB3	1:D:210:PHE:CE2	2.53	0.43
1:A:112:SER:CB	1:A:127:HIS:H	2.31	0.43
1:A:112:SER:HB2	1:A:127:HIS:H	1.83	0.43
1:D:253:THR:HG22	1:D:255:THR:H	1.83	0.43
1:B:299:PHE:HB2	1:B:300:PRO:HD3	1.99	0.43
1:C:253:THR:HG22	1:C:255:THR:H	1.83	0.43
1:D:160:TRP:CE3	1:D:190:ILE:HD12	2.53	0.43
1:E:253:THR:HG22	1:E:255:THR:H	1.83	0.43
1:D:287:ARG:O	1:D:288:ALA:C	2.57	0.42
1:C:151:LYS:CD	1:C:162:ILE:HG21	2.49	0.42
1:A:131:ILE:HG23	1:A:181:GLU:HG2	2.02	0.42
1:C:112:SER:CB	1:C:127:HIS:H	2.31	0.42
1:E:131:ILE:HG23	1:E:181:GLU:HG2	2.02	0.42
1:A:248:LYS:HZ2	1:E:192:ARG:NE	2.16	0.42
1:A:287:ARG:O	1:A:288:ALA:C	2.57	0.42
1:B:160:TRP:CE3	1:B:190:ILE:HD12	2.53	0.42
1:C:5:VAL:HG11	1:C:72:TRP:CB	2.49	0.42
1:C:131:ILE:HG23	1:C:181:GLU:HG2	2.02	0.42
1:D:5:VAL:HG11	1:D:72:TRP:CB	2.49	0.42
1:D:287:ARG:C	1:D:289:ALA:N	2.71	0.42
1:E:287:ARG:O	1:E:288:ALA:C	2.57	0.42
1:D:151:LYS:CD	1:D:162:ILE:HG21	2.49	0.42
1:C:78:PHE:HE2	1:C:85:ARG:HD3	1.82	0.41
1:C:211:ILE:HG12	1:D:270:VAL:CG1	2.47	0.41
1:E:61:VAL:HG21	1:E:64:LYS:CD	2.50	0.41

Continued on next page...

Continued from previous page...

Atom-1	Atom-2	Interatomic distance (Å)	Clash overlap (Å)
1:E:151:LYS:CD	1:E:162:ILE:HG21	2.49	0.41
1:A:192:ARG:HD3	1:B:248:LYS:HZ1	1.82	0.41
1:B:40:ASN:ND2	1:C:82:GLU:O	2.49	0.41
1:B:192:ARG:HD3	1:C:248:LYS:HZ1	1.86	0.41
1:C:287:ARG:O	1:C:288:ALA:C	2.57	0.41
1:D:76:ILE:HD13	1:D:132:VAL:HB	2.02	0.41
1:A:151:LYS:CD	1:A:162:ILE:HG21	2.49	0.41
1:D:131:ILE:HG23	1:D:181:GLU:HG2	2.02	0.41
1:B:210:PHE:HB2	1:C:267:PHE:CE1	2.53	0.41
1:A:76:ILE:HD13	1:A:132:VAL:HB	2.03	0.41
1:A:248:LYS:HZ1	1:E:192:ARG:CD	2.33	0.41
1:B:76:ILE:HD13	1:B:132:VAL:HB	2.02	0.41
1:B:131:ILE:HG23	1:B:181:GLU:HG2	2.02	0.41
1:E:61:VAL:HG23	1:E:64:LYS:HE3	2.02	0.41
1:E:151:LYS:HZ2	1:E:162:ILE:HG12	1.82	0.41
1:B:287:ARG:O	1:B:288:ALA:C	2.57	0.41
1:D:116:PHE:O	1:D:253:THR:HG23	2.21	0.41
1:B:116:PHE:O	1:B:253:THR:HG23	2.21	0.40
1:B:151:LYS:CD	1:B:162:ILE:HG21	2.49	0.40
1:B:5:VAL:HG11	1:B:72:TRP:CB	2.49	0.40
1:B:197:TYR:HA	1:B:201:ILE:CD1	2.52	0.40
1:D:213:TRP:C	1:D:215:ALA:H	2.25	0.40
1:A:61:VAL:HG21	1:A:64:LYS:CD	2.50	0.40
1:A:233:ILE:HG22	1:B:233:ILE:HG12	2.03	0.40
1:B:105:ARG:HD2	1:C:77:ARG:HD2	2.04	0.40
1:B:279:LEU:HD21	1:B:287:ARG:C	2.29	0.40
1:D:61:VAL:HG21	1:D:64:LYS:CD	2.50	0.40
1:D:233:ILE:HG22	1:E:233:ILE:HG12	2.04	0.40

All (14) symmetry-related close contacts are listed below. The label for Atom-2 includes the symmetry operator and encoded unit-cell translations to be applied.

Atom-1	Atom-2	Interatomic distance (Å)	Clash overlap (Å)
1:B:55:ASP:N	1:B:97:ASP:OD1[2_555]	0.67	1.53
1:B:54:PHE:C	1:B:97:ASP:OD1[2_555]	1.03	1.17
1:A:60:GLY:O	1:A:62:ARG:NH2[2_555]	1.13	1.07
1:B:55:ASP:N	1:B:97:ASP:CG[2_555]	1.33	0.87
1:A:60:GLY:C	1:A:62:ARG:NH2[2_555]	1.58	0.62
1:B:55:ASP:OD1	1:B:96:PRO:N[2_555]	1.59	0.61
1:A:60:GLY:O	1:A:62:ARG:CZ[2_555]	1.90	0.30

Continued on next page...

Continued from previous page...

Atom-1	Atom-2	Interatomic distance (Å)	Clash overlap (Å)
1:B:54:PHE:CA	1:B:97:ASP:OD1[2_555]	1.91	0.29
1:B:55:ASP:OD1	1:B:96:PRO:CD[2_555]	2.00	0.20
1:A:60:GLY:CA	1:A:62:ARG:NH2[2_555]	2.03	0.17
1:B:55:ASP:N	1:B:97:ASP:OD2[2_555]	2.03	0.17
1:B:55:ASP:CA	1:B:97:ASP:OD1[2_555]	2.05	0.15
1:B:54:PHE:O	1:B:97:ASP:OD1[2_555]	2.13	0.07
1:B:55:ASP:OD1	1:B:96:PRO:CA[2_555]	2.18	0.02

5.3 Torsion angles [i](#)

5.3.1 Protein backbone [i](#)

In the following table, the Percentiles column shows the percent Ramachandran outliers of the chain as a percentile score with respect to all X-ray entries followed by that with respect to entries of similar resolution.

The Analysed column shows the number of residues for which the backbone conformation was analysed, and the total number of residues.

Mol	Chain	Analysed	Favoured	Allowed	Outliers	Percentiles	
1	A	309/317 (98%)	273 (88%)	35 (11%)	1 (0%)	41	74
1	B	309/317 (98%)	273 (88%)	35 (11%)	1 (0%)	41	74
1	C	309/317 (98%)	273 (88%)	35 (11%)	1 (0%)	41	74
1	D	309/317 (98%)	273 (88%)	35 (11%)	1 (0%)	41	74
1	E	309/317 (98%)	273 (88%)	35 (11%)	1 (0%)	41	74
All	All	1545/1585 (98%)	1365 (88%)	175 (11%)	5 (0%)	41	74

All (5) Ramachandran outliers are listed below:

Mol	Chain	Res	Type
1	A	288	ALA
1	B	288	ALA
1	C	288	ALA
1	D	288	ALA
1	E	288	ALA

5.3.2 Protein sidechains [i](#)

In the following table, the Percentiles column shows the percent sidechain outliers of the chain as a percentile score with respect to all X-ray entries followed by that with respect to entries of similar resolution.

The Analysed column shows the number of residues for which the sidechain conformation was analysed, and the total number of residues.

Mol	Chain	Analysed	Rotameric	Outliers	Percentiles	
1	A	279/284 (98%)	277 (99%)	2 (1%)	84	91
1	B	279/284 (98%)	277 (99%)	2 (1%)	84	91
1	C	279/284 (98%)	277 (99%)	2 (1%)	84	91
1	D	279/284 (98%)	277 (99%)	2 (1%)	84	91
1	E	279/284 (98%)	277 (99%)	2 (1%)	84	91
All	All	1395/1420 (98%)	1385 (99%)	10 (1%)	84	91

All (10) residues with a non-rotameric sidechain are listed below:

Mol	Chain	Res	Type
1	A	115	ASP
1	A	230	SER
1	B	115	ASP
1	B	230	SER
1	C	115	ASP
1	C	230	SER
1	D	115	ASP
1	D	230	SER
1	E	115	ASP
1	E	230	SER

Sometimes sidechains can be flipped to improve hydrogen bonding and reduce clashes. All (13) such sidechains are listed below:

Mol	Chain	Res	Type
1	A	200	ASN
1	A	235	HIS
1	A	277	HIS
1	B	200	ASN
1	B	235	HIS
1	B	277	HIS
1	C	200	ASN
1	C	235	HIS

Continued on next page...

Continued from previous page...

Mol	Chain	Res	Type
1	C	277	HIS
1	D	200	ASN
1	D	235	HIS
1	E	235	HIS
1	E	277	HIS

5.3.3 RNA [i](#)

There are no RNA molecules in this entry.

5.4 Non-standard residues in protein, DNA, RNA chains [i](#)

There are no non-standard protein/DNA/RNA residues in this entry.

5.5 Carbohydrates [i](#)

There are no monosaccharides in this entry.

5.6 Ligand geometry [i](#)

There are no ligands in this entry.

5.7 Other polymers [i](#)

There are no such residues in this entry.

5.8 Polymer linkage issues [i](#)

There are no chain breaks in this entry.

6 Fit of model and data

6.1 Protein, DNA and RNA chains

Unable to reproduce the depositors R factor - this section is therefore empty.

6.2 Non-standard residues in protein, DNA, RNA chains

Unable to reproduce the depositors R factor - this section is therefore empty.

6.3 Carbohydrates

Unable to reproduce the depositors R factor - this section is therefore empty.

6.4 Ligands

Unable to reproduce the depositors R factor - this section is therefore empty.

6.5 Other polymers

Unable to reproduce the depositors R factor - this section is therefore empty.