



Full wwPDB EM Validation Report ⓘ

Mar 2, 2024 – 08:56 AM EST

PDB ID : 5T4P
EMDB ID : EMD-8358
Title : Autoinhibited E. coli ATP synthase state 2
Authors : Sobti, M.; Smits, C.; Wong, A.S.W.; Ishmukhametov, R.; Stock, D.; Sandin, S.; Stewart, A.G.
Deposited on : 2016-08-29
Resolution : 7.77 Å(reported)

This is a Full wwPDB EM Validation Report for a publicly released PDB entry.

We welcome your comments at validation@mail.wwpdb.org

A user guide is available at

<https://www.wwpdb.org/validation/2017/EMValidationReportHelp>

with specific help available everywhere you see the ⓘ symbol.

The types of validation reports are described at

<http://www.wwpdb.org/validation/2017/FAQs#types>.

The following versions of software and data (see [references ⓘ](#)) were used in the production of this report:

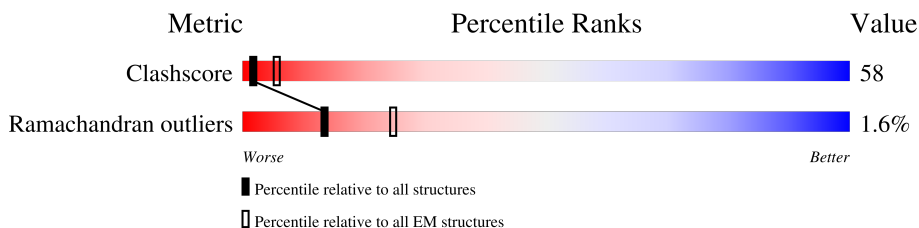
EMDB validation analysis : 0.0.1.dev70
Mogul : 1.8.5 (274361), CSD as541be (2020)
MolProbity : 4.02b-467
buster-report : 1.1.7 (2018)
Percentile statistics : 20191225.v01 (using entries in the PDB archive December 25th 2019)
MapQ : 1.9.13
Ideal geometry (proteins) : Engh & Huber (2001)
Ideal geometry (DNA, RNA) : Parkinson et al. (1996)
Validation Pipeline (wwPDB-VP) : 2.36

1 Overall quality at a glance i

The following experimental techniques were used to determine the structure:
ELECTRON MICROSCOPY

The reported resolution of this entry is 7.77 Å.

Percentile scores (ranging between 0-100) for global validation metrics of the entry are shown in the following graphic. The table shows the number of entries on which the scores are based.



Metric	Whole archive (#Entries)	EM structures (#Entries)
Clashscore	158937	4297
Ramachandran outliers	154571	4023

The table below summarises the geometric issues observed across the polymeric chains and their fit to the map. The red, orange, yellow and green segments of the bar indicate the fraction of residues that contain outliers for ≥ 3 , 2, 1 and 0 types of geometric quality criteria respectively. A grey segment represents the fraction of residues that are not modelled. The numeric value for each fraction is indicated below the corresponding segment, with a dot representing fractions $\leq 5\%$. The upper red bar (where present) indicates the fraction of residues that have poor fit to the EM map (all-atom inclusion $< 40\%$). The numeric value is given above the bar.

Mol	Chain	Length	Quality of chain
1	A	513	
1	B	513	
1	C	513	
2	D	471	
2	E	471	
2	F	471	
3	G	287	
4	H	139	
5	I	155	

Continued on next page...

Continued from previous page...

Mol	Chain	Length	Quality of chain
5	J	155	
6	K	271	
7	L	177	
8	M	79	
8	N	79	
8	O	79	
8	P	79	
8	Q	79	
8	R	79	
8	S	79	
8	T	79	
8	U	79	
8	V	79	

The following table lists non-polymeric compounds, carbohydrate monomers and non-standard residues in protein, DNA, RNA chains that are outliers for geometric or electron-density-fit criteria:

Mol	Type	Chain	Res	Chirality	Geometry	Clashes	Electron density
10	ADP	E	601	-	-	X	-
9	ATP	A	601	-	-	X	-
9	ATP	B	601	-	-	X	-
9	ATP	C	601	-	-	X	-

2 Entry composition i

There are 10 unique types of molecules in this entry. The entry contains 23568 atoms, of which 0 are hydrogens and 0 are deuteriums.

In the tables below, the AltConf column contains the number of residues with at least one atom in alternate conformation and the Trace column contains the number of residues modelled with at most 2 atoms.

- Molecule 1 is a protein called ATP synthase subunit alpha.

Mol	Chain	Residues	Atoms				AltConf	Trace
			Total	C	N	O		
1	A	511	2507	1485	511	511	0	0
1	B	510	2502	1482	510	510	0	0
1	C	508	2492	1476	508	508	0	0

There are 15 discrepancies between the modelled and reference sequences:

Chain	Residue	Modelled	Actual	Comment	Reference
A	47	ALA	CYS	conflict	UNP B7MGF4
A	90	ALA	CYS	conflict	UNP B7MGF4
A	193	ALA	CYS	conflict	UNP B7MGF4
A	243	ALA	CYS	conflict	UNP B7MGF4
A	419	ASN	LYS	conflict	UNP B7MGF4
B	47	ALA	CYS	conflict	UNP B7MGF4
B	90	ALA	CYS	conflict	UNP B7MGF4
B	193	ALA	CYS	conflict	UNP B7MGF4
B	243	ALA	CYS	conflict	UNP B7MGF4
B	419	ASN	LYS	conflict	UNP B7MGF4
C	47	ALA	CYS	conflict	UNP B7MGF4
C	90	ALA	CYS	conflict	UNP B7MGF4
C	193	ALA	CYS	conflict	UNP B7MGF4
C	243	ALA	CYS	conflict	UNP B7MGF4
C	419	ASN	LYS	conflict	UNP B7MGF4

- Molecule 2 is a protein called ATP synthase subunit beta.

Mol	Chain	Residues	Atoms				AltConf	Trace
			Total	C	N	O		
2	D	466	2284	1352	466	466	0	0
2	E	466	2284	1352	466	466	0	0

Continued on next page...

Continued from previous page...

Mol	Chain	Residues	Atoms				AltConf	Trace
			Total	C	N	O		
2	F	466	2284	1352	466	466	0	0

There are 36 discrepancies between the modelled and reference sequences:

Chain	Residue	Modelled	Actual	Comment	Reference
D	-11	MET	-	expression tag	UNP B7MGF2
D	-10	ARG	-	expression tag	UNP B7MGF2
D	-9	GLY	-	expression tag	UNP B7MGF2
D	-8	SER	-	expression tag	UNP B7MGF2
D	-7	HIS	-	expression tag	UNP B7MGF2
D	-6	HIS	-	expression tag	UNP B7MGF2
D	-5	HIS	-	expression tag	UNP B7MGF2
D	-4	HIS	-	expression tag	UNP B7MGF2
D	-3	HIS	-	expression tag	UNP B7MGF2
D	-2	HIS	-	expression tag	UNP B7MGF2
D	-1	GLY	-	expression tag	UNP B7MGF2
D	137	ALA	CYS	conflict	UNP B7MGF2
E	-11	MET	-	expression tag	UNP B7MGF2
E	-10	ARG	-	expression tag	UNP B7MGF2
E	-9	GLY	-	expression tag	UNP B7MGF2
E	-8	SER	-	expression tag	UNP B7MGF2
E	-7	HIS	-	expression tag	UNP B7MGF2
E	-6	HIS	-	expression tag	UNP B7MGF2
E	-5	HIS	-	expression tag	UNP B7MGF2
E	-4	HIS	-	expression tag	UNP B7MGF2
E	-3	HIS	-	expression tag	UNP B7MGF2
E	-2	HIS	-	expression tag	UNP B7MGF2
E	-1	GLY	-	expression tag	UNP B7MGF2
E	137	ALA	CYS	conflict	UNP B7MGF2
F	-11	MET	-	expression tag	UNP B7MGF2
F	-10	ARG	-	expression tag	UNP B7MGF2
F	-9	GLY	-	expression tag	UNP B7MGF2
F	-8	SER	-	expression tag	UNP B7MGF2
F	-7	HIS	-	expression tag	UNP B7MGF2
F	-6	HIS	-	expression tag	UNP B7MGF2
F	-5	HIS	-	expression tag	UNP B7MGF2
F	-4	HIS	-	expression tag	UNP B7MGF2
F	-3	HIS	-	expression tag	UNP B7MGF2
F	-2	HIS	-	expression tag	UNP B7MGF2
F	-1	GLY	-	expression tag	UNP B7MGF2
F	137	ALA	CYS	conflict	UNP B7MGF2

- Molecule 3 is a protein called ATP synthase gamma chain.

Mol	Chain	Residues	Atoms				AltConf	Trace
			Total	C	N	O		
3	G	284	1400	832	284	284	0	0

There are 3 discrepancies between the modelled and reference sequences:

Chain	Residue	Modelled	Actual	Comment	Reference
G	5	ASP	GLU	conflict	UNP B7MGF3
G	87	ALA	CYS	conflict	UNP B7MGF3
G	112	ALA	CYS	conflict	UNP B7MGF3

- Molecule 4 is a protein called ATP synthase epsilon chain.

Mol	Chain	Residues	Atoms				AltConf	Trace
			Total	C	N	O		
4	H	136	668	396	136	136	0	0

- Molecule 5 is a protein called ATP synthase subunit b.

Mol	Chain	Residues	Atoms				AltConf	Trace
			Total	C	N	O		
5	I	155	772	462	155	155	0	0
5	J	155	772	462	155	155	0	0

There are 2 discrepancies between the modelled and reference sequences:

Chain	Residue	Modelled	Actual	Comment	Reference
I	21	ALA	CYS	conflict	UNP P0ABA2
J	21	ALA	CYS	conflict	UNP P0ABA2

- Molecule 6 is a protein called ATP synthase subunit a.

Mol	Chain	Residues	Atoms				AltConf	Trace
			Total	C	N	O		
6	K	211	1040	618	211	211	0	0

- Molecule 7 is a protein called ATP synthase subunit delta.

Mol	Chain	Residues	Atoms				AltConf	Trace
			Total	C	N	O		
7	L	160	793	473	160	160	0	0

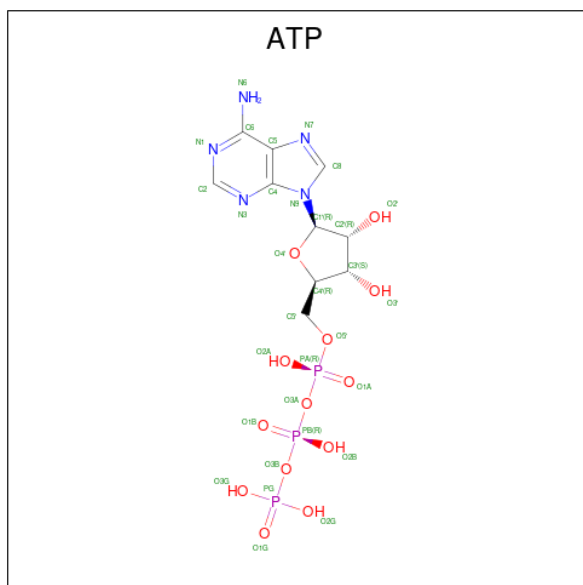
There are 2 discrepancies between the modelled and reference sequences:

Chain	Residue	Modelled	Actual	Comment	Reference
L	64	ALA	CYS	conflict	UNP B7MGF5
L	140	ALA	CYS	conflict	UNP B7MGF5

- Molecule 8 is a protein called ATP synthase subunit c.

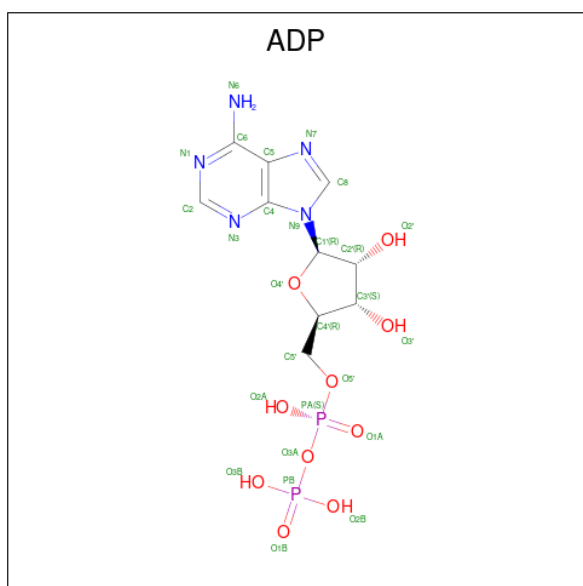
Mol	Chain	Residues	Atoms				AltConf	Trace
			Total	C	N	O		
8	M	75	365	215	75	75	0	0
8	N	75	365	215	75	75	0	0
8	O	75	365	215	75	75	0	0
8	P	75	365	215	75	75	0	0
8	Q	75	365	215	75	75	0	0
8	R	75	365	215	75	75	0	0
8	S	75	365	215	75	75	0	0
8	T	75	365	215	75	75	0	0
8	U	75	365	215	75	75	0	0
8	V	75	365	215	75	75	0	0

- Molecule 9 is ADENOSINE-5'-TRIPHOSPHATE (three-letter code: ATP) (formula: $C_{10}H_{16}N_5O_{13}P_3$).



Mol	Chain	Residues	Atoms					AltConf
			Total	C	N	O	P	
9	A	1	Total	C	N	O	P	0
			31	10	5	13	3	
9	B	1	Total	C	N	O	P	0
			31	10	5	13	3	
9	C	1	Total	C	N	O	P	0
			31	10	5	13	3	

- Molecule 10 is ADENOSINE-5'-DIPHOSPHATE (three-letter code: ADP) (formula: $C_{10}H_{15}N_5O_{10}P_2$).

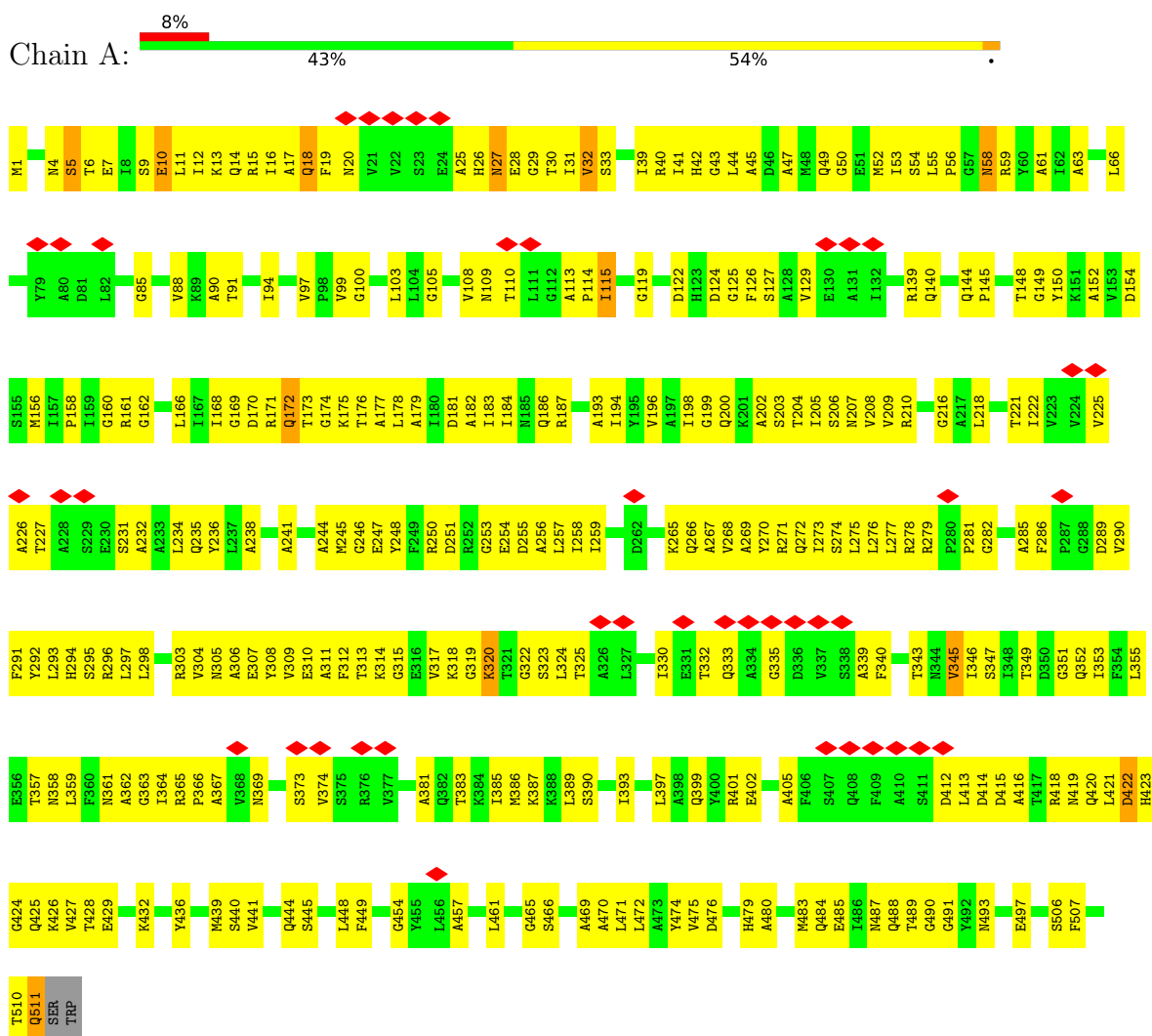


Mol	Chain	Residues	Atoms					AltConf
			Total	C	N	O	P	
10	E	1	27	10	5	10	2	0

3 Residue-property plots


These plots are drawn for all protein, RNA, DNA and oligosaccharide chains in the entry. The first graphic for a chain summarises the proportions of the various outlier classes displayed in the second graphic. The second graphic shows the sequence view annotated by issues in geometry and atom inclusion in map density. Residues are color-coded according to the number of geometric quality criteria for which they contain at least one outlier: green = 0, yellow = 1, orange = 2 and red = 3 or more. A red diamond above a residue indicates a poor fit to the EM map for this residue (all-atom inclusion < 40%). Stretches of 2 or more consecutive residues without any outlier are shown as a green connector. Residues present in the sample, but not in the model, are shown in grey.

- Molecule 1: ATP synthase subunit alpha

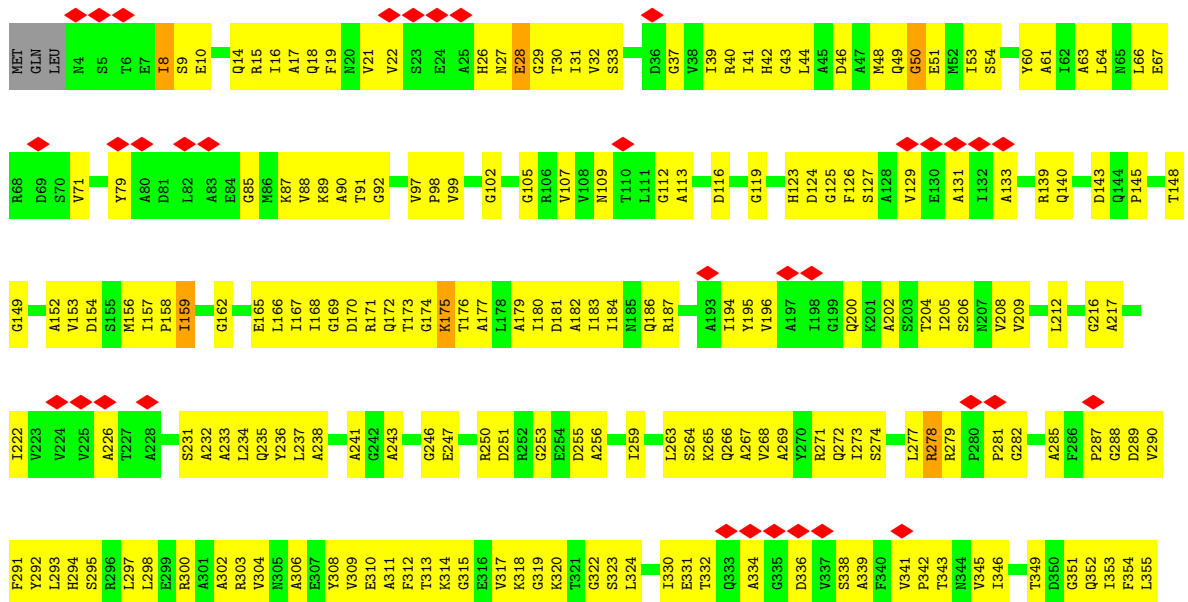


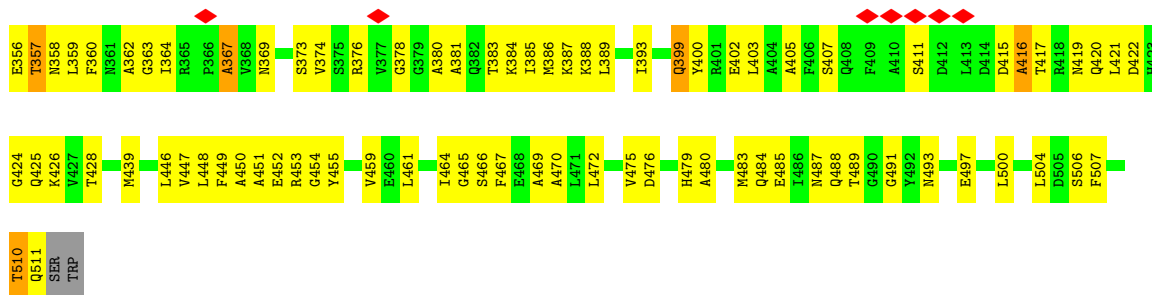
- Molecule 1: ATP synthase subunit alpha



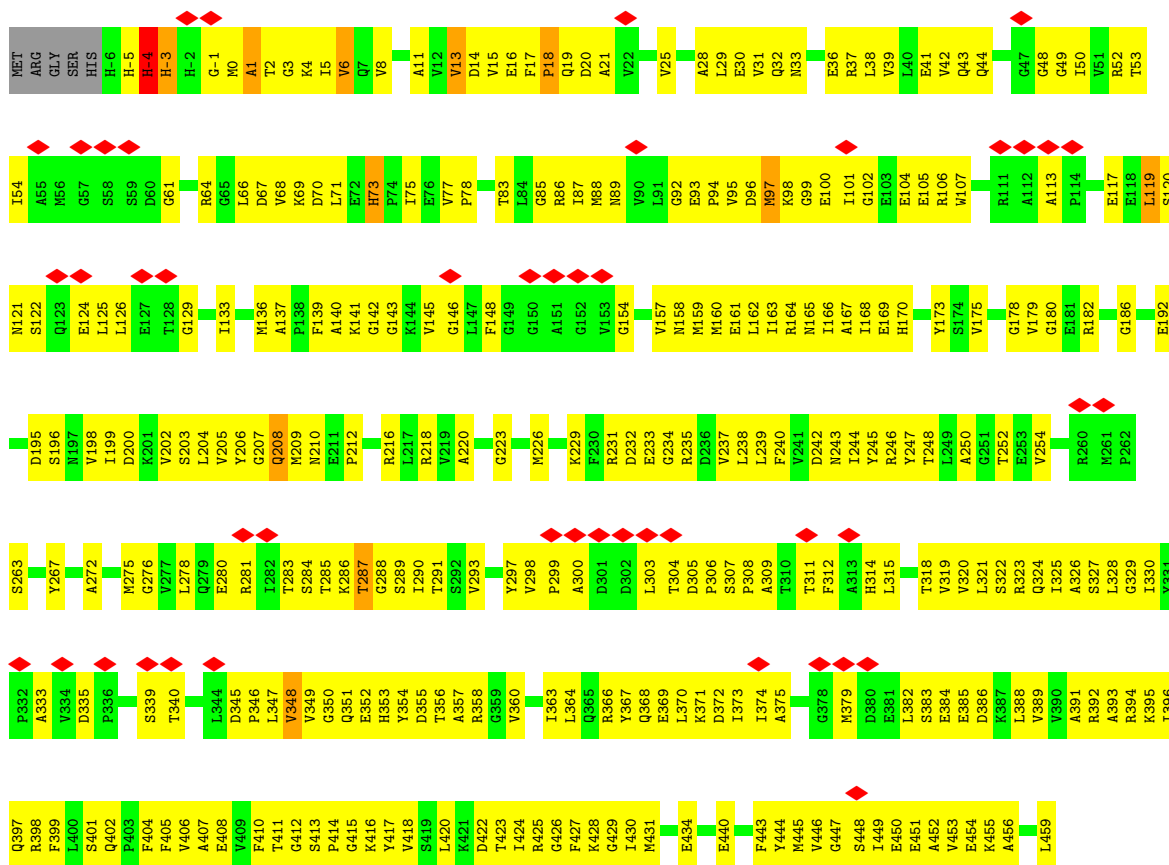


● Molecule 1: ATP synthase subunit alpha

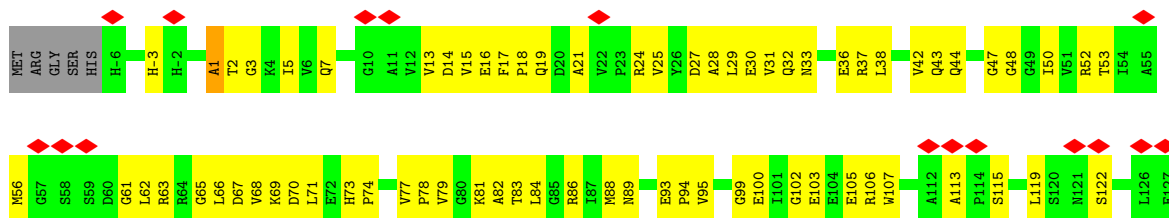


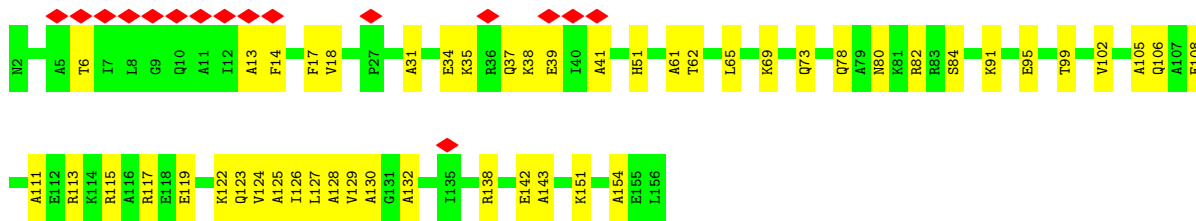


• Molecule 2: ATP synthase subunit beta

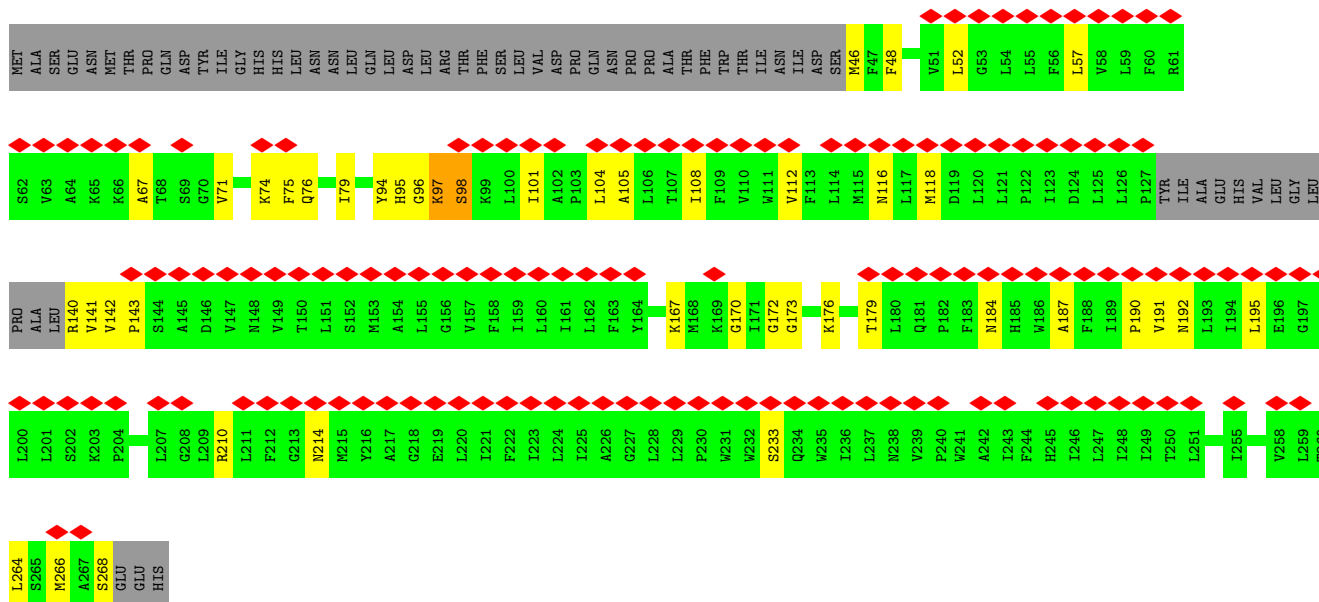


• Molecule 2: ATP synthase subunit beta

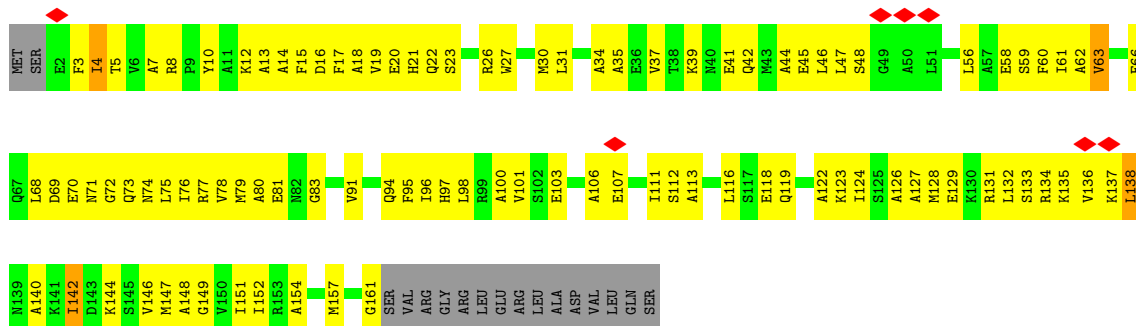





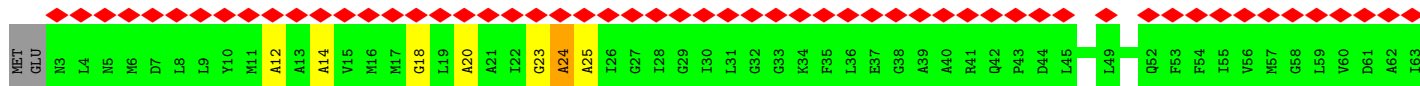
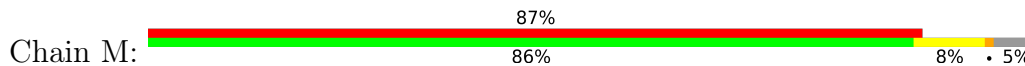
• Molecule 6: ATP synthase subunit a

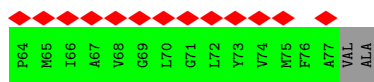


• Molecule 7: ATP synthase subunit delta

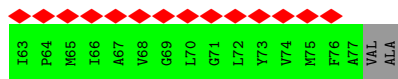
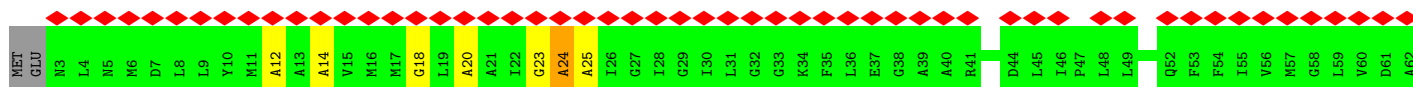
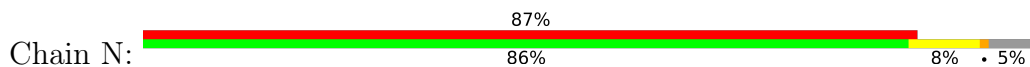


• Molecule 8: ATP synthase subunit c

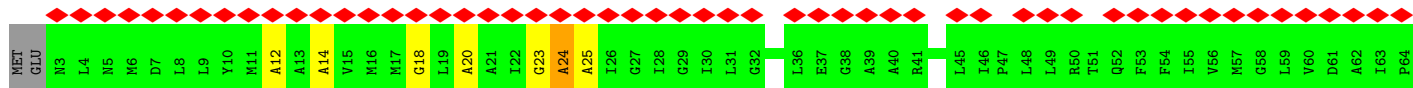
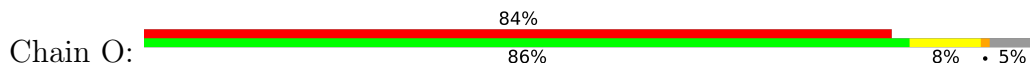




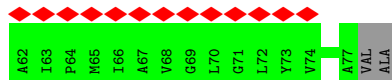
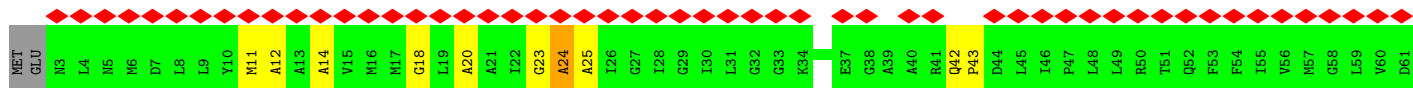
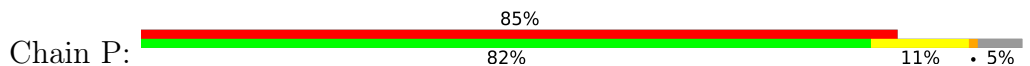
• Molecule 8: ATP synthase subunit c



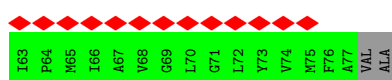
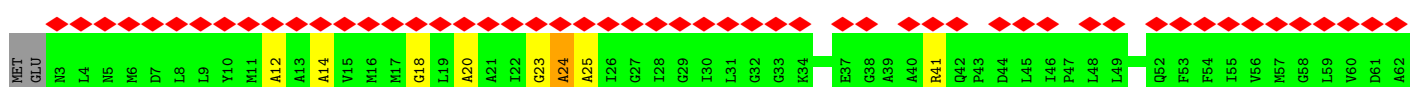
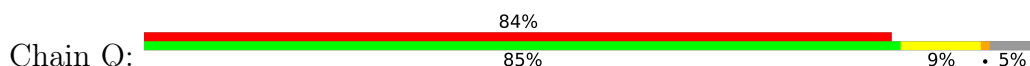
• Molecule 8: ATP synthase subunit c



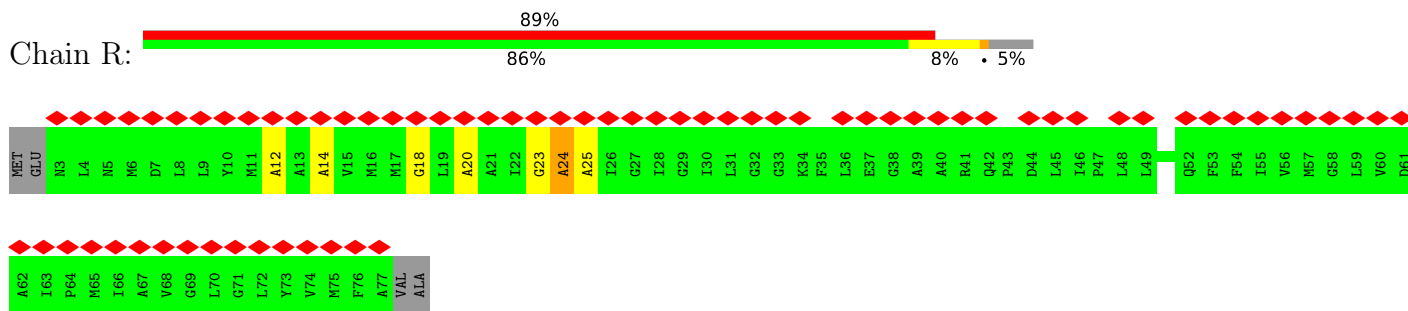
• Molecule 8: ATP synthase subunit c



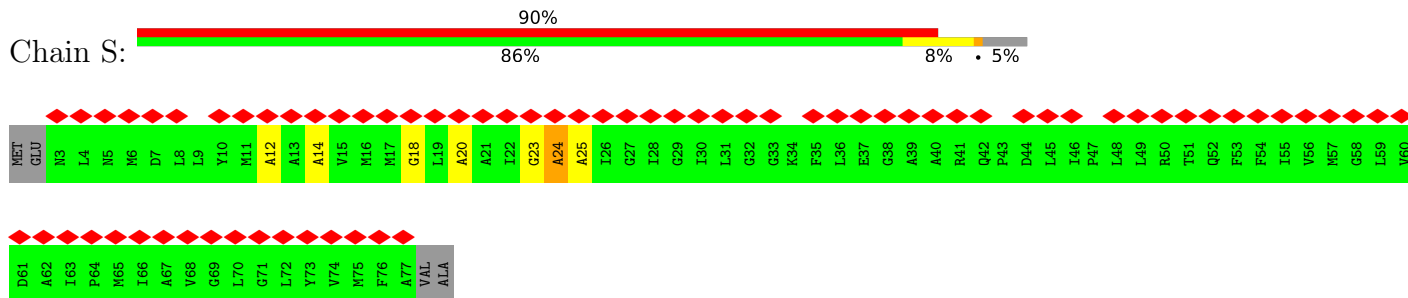
• Molecule 8: ATP synthase subunit c



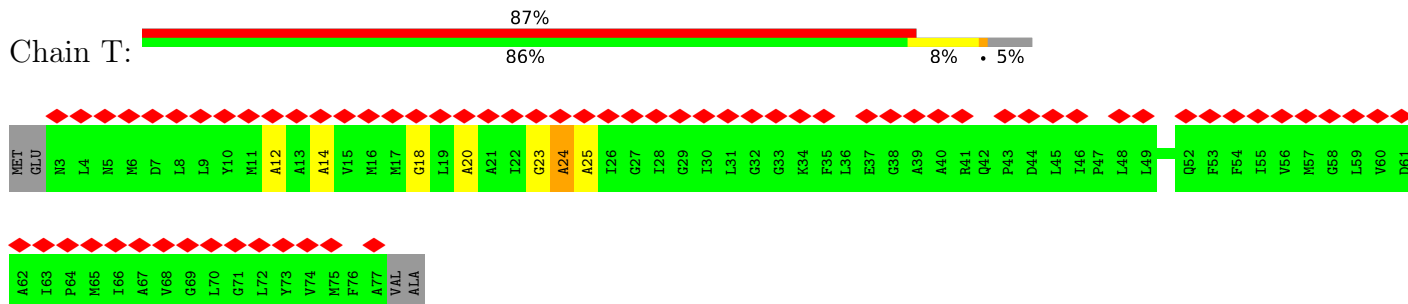
• Molecule 8: ATP synthase subunit c



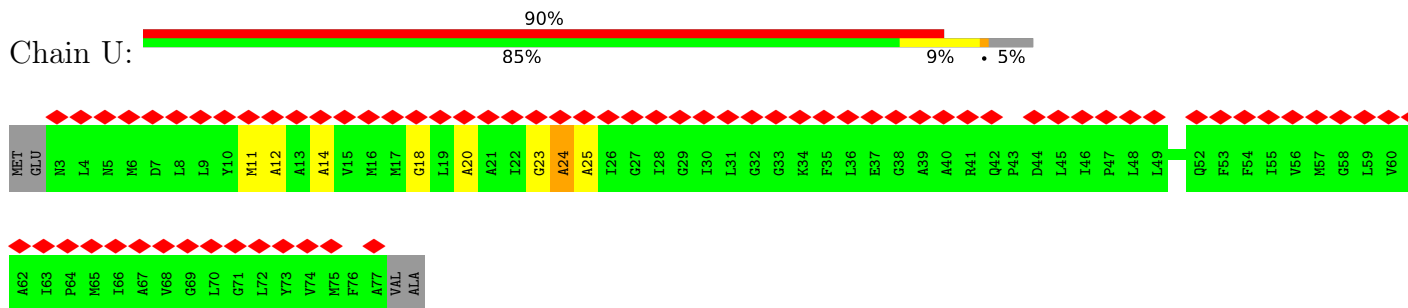
• Molecule 8: ATP synthase subunit c



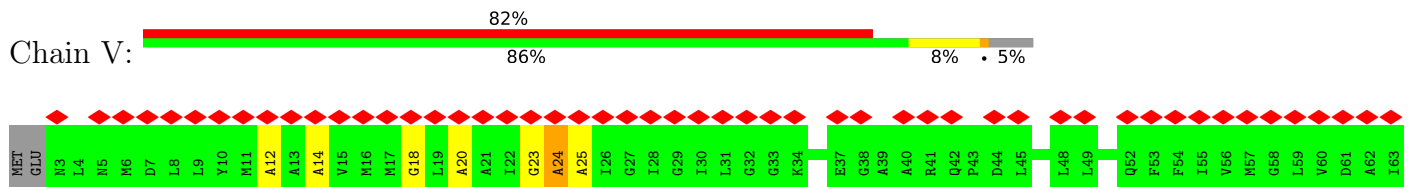
• Molecule 8: ATP synthase subunit c



• Molecule 8: ATP synthase subunit c



• Molecule 8: ATP synthase subunit c



P64	H65	I66	A67	V68	G69	L70	G71	L72	Y73	V74	H75	F76	A77	VAL	ALA
-----	-----	-----	-----	-----	-----	-----	-----	-----	-----	-----	-----	-----	-----	-----	-----

4 Experimental information

Property	Value	Source
EM reconstruction method	SINGLE PARTICLE	Depositor
Imposed symmetry	POINT, Not provided	
Number of particles used	95345	Depositor
Resolution determination method	FSC 0.143 CUT-OFF	Depositor
CTF correction method	PHASE FLIPPING AND AMPLITUDE CORRECTION	Depositor
Microscope	FEI TITAN KRIOS	Depositor
Voltage (kV)	300	Depositor
Electron dose ($e^-/\text{\AA}^2$)	29	Depositor
Minimum defocus (nm)	Not provided	
Maximum defocus (nm)	Not provided	
Magnification	Not provided	
Image detector	FEI FALCON II (4k x 4k)	Depositor
Maximum map value	0.140	Depositor
Minimum map value	-0.029	Depositor
Average map value	-0.000	Depositor
Map value standard deviation	0.011	Depositor
Recommended contour level	0.065	Depositor
Map size (Å)	350.0, 350.0, 350.0	wwPDB
Map dimensions	250, 250, 250	wwPDB
Map angles (°)	90.0, 90.0, 90.0	wwPDB
Pixel spacing (Å)	1.4, 1.4, 1.4	Depositor

5 Model quality i

5.1 Standard geometry i

Bond lengths and bond angles in the following residue types are not validated in this section: ATP, ADP

The Z score for a bond length (or angle) is the number of standard deviations the observed value is removed from the expected value. A bond length (or angle) with $|Z| > 5$ is considered an outlier worth inspection. RMSZ is the root-mean-square of all Z scores of the bond lengths (or angles).

Mol	Chain	Bond lengths		Bond angles	
		RMSZ	# Z >5	RMSZ	# Z >5
1	A	0.41	0/2506	0.64	1/3478 (0.0%)
1	B	0.40	0/2501	0.61	0/3471
1	C	0.40	1/2491 (0.0%)	0.60	0/3457
2	D	0.42	0/2283	0.66	0/3167
2	E	0.40	0/2283	0.62	0/3167
2	F	0.41	0/2283	0.68	1/3167 (0.0%)
3	G	0.39	0/1399	0.61	1/1945 (0.1%)
4	H	0.38	0/667	0.60	0/925
5	I	0.33	0/771	0.44	0/1076
5	J	0.32	0/771	0.41	0/1076
6	K	0.31	0/1038	0.52	0/1441
7	L	0.34	0/792	0.52	0/1103
8	M	0.62	0/364	0.95	1/502 (0.2%)
8	N	0.62	0/364	0.95	1/502 (0.2%)
8	O	0.63	0/364	0.95	1/502 (0.2%)
8	P	0.62	0/364	0.95	1/502 (0.2%)
8	Q	0.62	0/364	0.95	1/502 (0.2%)
8	R	0.62	0/364	0.95	1/502 (0.2%)
8	S	0.62	0/364	0.95	1/502 (0.2%)
8	T	0.62	0/364	0.95	1/502 (0.2%)
8	U	0.62	0/364	0.95	1/502 (0.2%)
8	V	0.62	0/364	0.95	1/502 (0.2%)
All	All	0.44	1/23425 (0.0%)	0.67	13/32493 (0.0%)

Chiral center outliers are detected by calculating the chiral volume of a chiral center and verifying if the center is modelled as a planar moiety or with the opposite hand. A planarity outlier is detected by checking planarity of atoms in a peptide group, atoms in a mainchain group or atoms of a sidechain that are expected to be planar.

Mol	Chain	#Chirality outliers	#Planarity outliers
1	A	0	8

Continued on next page...

Continued from previous page...

Mol	Chain	#Chirality outliers	#Planarity outliers
1	B	0	11
1	C	0	7
2	D	0	12
2	E	0	2
2	F	0	11
3	G	0	2
4	H	0	2
6	K	0	2
7	L	0	2
All	All	0	59

All (1) bond length outliers are listed below:

Mol	Chain	Res	Type	Atoms	Z	Observed(Å)	Ideal(Å)
1	C	278	ARG	C-N	-5.90	1.20	1.34

All (13) bond angle outliers are listed below:

Mol	Chain	Res	Type	Atoms	Z	Observed(°)	Ideal(°)
1	A	511	GLN	N-CA-C	-7.55	90.63	111.00
8	V	24	ALA	CB-CA-C	-6.55	100.27	110.10
8	P	24	ALA	CB-CA-C	-6.54	100.28	110.10
8	S	24	ALA	CB-CA-C	-6.54	100.30	110.10
8	U	24	ALA	CB-CA-C	-6.53	100.31	110.10
8	O	24	ALA	CB-CA-C	-6.52	100.32	110.10
8	N	24	ALA	CB-CA-C	-6.51	100.34	110.10
8	T	24	ALA	CB-CA-C	-6.51	100.34	110.10
8	R	24	ALA	CB-CA-C	-6.50	100.36	110.10
8	M	24	ALA	CB-CA-C	-6.48	100.38	110.10
8	Q	24	ALA	CB-CA-C	-6.46	100.40	110.10
3	G	2	GLY	N-CA-C	-5.73	98.78	113.10
2	F	120	SER	C-N-CA	-5.20	108.71	121.70

There are no chirality outliers.

All (59) planarity outliers are listed below:

Mol	Chain	Res	Type	Group
1	A	10	GLU	Peptide
1	A	18	GLN	Peptide
1	A	320	LYS	Peptide
1	A	39	ILE	Peptide

Continued on next page...

Continued from previous page...

Mol	Chain	Res	Type	Group
1	A	422	ASP	Peptide
1	A	510	THR	Peptide
1	A	58	ASN	Peptide
1	A	66	LEU	Peptide
1	B	147	GLN	Peptide
1	B	175	LYS	Peptide
1	B	299	GLU	Peptide
1	B	314	LYS	Peptide
1	B	316	GLU	Peptide
1	B	317	VAL	Peptide
1	B	319	GLY	Peptide
1	B	367	ALA	Peptide
1	B	371	GLY	Peptide
1	B	39	ILE	Peptide
1	B	441	VAL	Peptide
1	C	28	GLU	Peptide
1	C	357	THR	Peptide
1	C	367	ALA	Peptide
1	C	46	ASP	Peptide
1	C	50	GLY	Peptide
1	C	510	THR	Peptide
1	C	89	LYS	Peptide
2	D	-3	HIS	Peptide
2	D	-4	HIS	Peptide
2	D	119	LEU	Peptide
2	D	13	VAL	Peptide
2	D	18	PRO	Peptide
2	D	208	GLN	Peptide
2	D	218	ARG	Peptide
2	D	242	ASP	Peptide
2	D	348	VAL	Peptide
2	D	416	LYS	Peptide
2	D	73	HIS	Peptide
2	D	97	MET	Peptide
2	E	336	PRO	Peptide
2	E	377	LEU	Peptide
2	F	-3	HIS	Peptide
2	F	-4	HIS	Peptide
2	F	13	VAL	Peptide
2	F	18	PRO	Peptide
2	F	208	GLN	Peptide
2	F	218	ARG	Peptide

Continued on next page...

Continued from previous page...

Mol	Chain	Res	Type	Group
2	F	242	ASP	Peptide
2	F	348	VAL	Peptide
2	F	416	LYS	Peptide
2	F	73	HIS	Peptide
2	F	97	MET	Peptide
3	G	40	ALA	Peptide
3	G	42	ARG	Peptide
4	H	35	TYR	Peptide
4	H	4	TYR	Peptide
6	K	97	LYS	Peptide
6	K	98	SER	Peptide
7	L	138	LEU	Peptide
7	L	48	SER	Peptide

5.2 Too-close contacts [i](#)

In the following table, the Non-H and H(model) columns list the number of non-hydrogen atoms and hydrogen atoms in the chain respectively. The H(added) column lists the number of hydrogen atoms added and optimized by MolProbity. The Clashes column lists the number of clashes within the asymmetric unit, whereas Symm-Clashes lists symmetry-related clashes.

Mol	Chain	Non-H	H(model)	H(added)	Clashes	Symm-Clashes
1	A	2507	0	1240	282	0
1	B	2502	0	1235	277	0
1	C	2492	0	1230	278	0
2	D	2284	0	1065	253	0
2	E	2284	0	1065	202	0
2	F	2284	0	1065	245	0
3	G	1400	0	665	129	0
4	H	668	0	330	86	0
5	I	772	0	406	29	0
5	J	772	0	406	34	0
6	K	1040	0	464	38	0
7	L	793	0	407	76	0
8	M	365	0	192	34	0
8	N	365	0	192	32	0
8	O	365	0	192	30	0
8	P	365	0	192	35	0
8	Q	365	0	192	35	0
8	R	365	0	192	34	0
8	S	365	0	192	31	0
8	T	365	0	192	28	0

Continued on next page...

Continued from previous page...

Mol	Chain	Non-H	H(model)	H(added)	Clashes	Symm-Clashes
8	U	365	0	192	31	0
8	V	365	0	192	34	0
9	A	31	0	12	18	0
9	B	31	0	12	24	0
9	C	31	0	12	24	0
10	E	27	0	12	13	0
All	All	23568	0	11546	2038	0

The all-atom clashscore is defined as the number of clashes found per 1000 atoms (including hydrogen atoms). The all-atom clashscore for this structure is 58.

All (2038) close contacts within the same asymmetric unit are listed below, sorted by their clash magnitude.

Atom-1	Atom-2	Interatomic distance (Å)	Clash overlap (Å)
6:K:76:GLN:N	6:K:79:ILE:CB	1.75	1.48
6:K:76:GLN:CA	6:K:79:ILE:CB	2.01	1.39
8:T:20:ALA:HB2	8:U:18:GLY:O	1.19	1.35
8:M:20:ALA:HB2	8:N:18:GLY:O	1.26	1.34
8:O:20:ALA:HB2	8:P:18:GLY:C	1.47	1.34
8:O:20:ALA:HB2	8:P:18:GLY:O	1.19	1.33
8:R:20:ALA:HB2	8:S:18:GLY:O	1.26	1.32
8:T:20:ALA:HB2	8:U:18:GLY:C	1.47	1.31
8:Q:20:ALA:HB2	8:R:18:GLY:O	1.31	1.29
8:M:18:GLY:O	8:V:20:ALA:HB2	1.32	1.29
8:P:20:ALA:HB2	8:Q:18:GLY:O	1.28	1.29
8:U:20:ALA:HB2	8:V:18:GLY:O	1.28	1.29
8:N:20:ALA:HB2	8:O:18:GLY:O	1.28	1.28
8:M:20:ALA:HB2	8:N:18:GLY:C	1.53	1.28
8:O:20:ALA:CB	8:P:18:GLY:O	1.81	1.28
8:S:20:ALA:HB2	8:T:18:GLY:O	1.27	1.27
8:T:20:ALA:CB	8:U:18:GLY:O	1.81	1.27
8:R:20:ALA:HB2	8:S:18:GLY:C	1.52	1.27
8:S:20:ALA:HB2	8:T:18:GLY:C	1.52	1.27
8:N:20:ALA:HB2	8:O:18:GLY:C	1.52	1.26
8:U:20:ALA:HB2	8:V:18:GLY:C	1.55	1.26
8:M:18:GLY:C	8:V:20:ALA:HB2	1.57	1.25
8:P:20:ALA:HB2	8:Q:18:GLY:C	1.55	1.25
8:Q:20:ALA:HB2	8:R:18:GLY:C	1.57	1.24
8:N:20:ALA:CB	8:O:18:GLY:O	1.88	1.21
8:R:20:ALA:CB	8:S:18:GLY:O	1.89	1.21
1:A:420:GLN:O	1:A:424:GLY:HA3	1.33	1.21

Continued on next page...

Continued from previous page...

Atom-1	Atom-2	Interatomic distance (Å)	Clash overlap (Å)
8:S:20:ALA:CB	8:T:18:GLY:O	1.88	1.21
8:M:20:ALA:CB	8:N:18:GLY:O	1.89	1.20
8:U:20:ALA:CB	8:V:18:GLY:O	1.91	1.19
3:G:263:VAL:O	3:G:267:ALA:HB3	1.39	1.19
4:H:52:ILE:O	4:H:59:GLU:HA	1.41	1.19
3:G:114:LEU:O	3:G:132:VAL:HA	1.41	1.18
1:C:33:SER:O	1:C:39:ILE:HA	1.43	1.18
8:P:20:ALA:CB	8:Q:18:GLY:O	1.91	1.18
6:K:76:GLN:CB	6:K:79:ILE:CB	2.21	1.17
2:D:175:VAL:O	2:D:239:LEU:HA	1.43	1.17
2:F:175:VAL:O	2:F:239:LEU:HA	1.43	1.16
8:M:18:GLY:O	8:V:20:ALA:CB	1.93	1.15
8:Q:20:ALA:CB	8:R:18:GLY:O	1.94	1.15
1:A:465:GLY:O	1:A:469:ALA:HB3	1.45	1.14
1:B:39:ILE:O	1:B:72:GLY:HA2	1.44	1.14
7:L:14:ALA:O	7:L:18:ALA:HB3	1.49	1.12
6:K:76:GLN:H	6:K:79:ILE:CB	1.48	1.11
1:B:32:VAL:H	1:B:41:ILE:HA	1.14	1.09
1:A:174:GLY:HA2	1:A:177:ALA:HB3	1.35	1.09
2:E:154:GLY:HA3	10:E:601:ADP:H8	1.09	1.08
2:E:237:VAL:O	2:E:290:ILE:HA	1.55	1.07
1:A:145:PRO:HA	1:A:381:ALA:HB1	1.36	1.05
2:F:246:ARG:O	2:F:250:ALA:HB2	1.56	1.04
4:H:120:GLU:O	4:H:124:ALA:HB3	1.57	1.04
2:D:246:ARG:O	2:D:250:ALA:HB2	1.56	1.03
8:M:20:ALA:HB2	8:N:18:GLY:CA	1.89	1.02
8:R:20:ALA:HB2	8:S:18:GLY:CA	1.89	1.02
1:B:175:LYS:N	9:B:601:ATP:O1B	1.92	1.02
8:M:18:GLY:CA	8:V:20:ALA:HB2	1.91	1.01
1:B:265:LYS:O	1:B:269:ALA:HB2	1.61	1.00
8:Q:20:ALA:HB2	8:R:18:GLY:CA	1.91	1.00
2:F:229:LYS:O	2:F:233:GLU:N	1.95	0.99
1:A:289:ASP:O	1:A:293:LEU:N	1.95	0.99
1:B:176:THR:N	9:B:601:ATP:O2B	1.95	0.99
1:A:290:VAL:O	1:A:294:HIS:N	1.93	0.99
1:C:465:GLY:O	1:C:469:ALA:HB2	1.61	0.99
8:S:20:ALA:HB2	8:T:18:GLY:CA	1.93	0.99
2:E:154:GLY:HA3	10:E:601:ADP:C8	1.98	0.98
2:D:229:LYS:O	2:D:233:GLU:N	1.95	0.98
1:A:15:ARG:O	1:A:18:GLN:N	1.95	0.98
2:D:43:GLN:H	2:D:53:THR:HA	1.27	0.97

Continued on next page...

Continued from previous page...

Atom-1	Atom-2	Interatomic distance (Å)	Clash overlap (Å)
1:C:256:ALA:O	1:C:324:LEU:HA	1.65	0.97
8:U:20:ALA:HB2	8:V:18:GLY:CA	1.93	0.97
8:P:20:ALA:HB2	8:Q:18:GLY:CA	1.93	0.97
1:C:265:LYS:O	1:C:269:ALA:HB2	1.65	0.97
1:B:174:GLY:O	1:B:178:LEU:N	1.98	0.96
8:N:20:ALA:HB2	8:O:18:GLY:CA	1.93	0.96
1:C:175:LYS:N	9:C:601:ATP:O1B	1.97	0.96
2:F:43:GLN:H	2:F:53:THR:HA	1.27	0.96
4:H:96:GLU:O	4:H:100:LYS:N	1.98	0.96
7:L:71:ASN:O	7:L:75:LEU:CB	2.13	0.96
2:E:32:GLN:HA	2:E:37:ARG:HA	1.48	0.96
4:H:113:ASP:O	4:H:117:ALA:HB2	1.66	0.96
3:G:264:TYR:O	3:G:268:ARG:CB	2.14	0.96
1:A:175:LYS:N	9:A:601:ATP:O1B	1.99	0.95
7:L:96:ILE:O	7:L:100:ALA:HB3	1.64	0.95
2:E:29:LEU:HA	2:E:70:ASP:HA	1.45	0.95
1:A:476:ASP:N	1:A:511:GLN:O	2.00	0.95
1:C:338:SER:O	1:C:343:THR:N	2.01	0.94
1:A:292:TYR:O	1:A:296:ARG:N	2.00	0.94
2:E:156:THR:N	10:E:601:ADP:O2B	1.99	0.94
7:L:76:ILE:O	7:L:80:ALA:HB3	1.68	0.94
1:B:395:THR:O	1:B:399:GLN:N	2.01	0.94
6:K:74:LYS:H	6:K:75:PHE:HA	1.33	0.94
8:O:20:ALA:HB2	8:P:18:GLY:CA	1.98	0.93
1:B:97:VAL:O	1:B:127:SER:N	2.01	0.93
1:A:293:LEU:O	1:A:297:LEU:N	2.02	0.93
6:K:76:GLN:C	6:K:79:ILE:CB	2.37	0.92
3:G:120:LYS:O	3:G:123:SER:N	2.01	0.92
1:A:172:GLN:N	9:A:601:ATP:O3B	2.03	0.92
1:A:205:ILE:O	1:A:209:VAL:CB	2.16	0.92
1:A:383:THR:O	1:A:387:LYS:N	2.02	0.92
6:K:167:LYS:HA	6:K:173:GLY:H	1.35	0.92
1:A:176:THR:N	9:A:601:ATP:O2B	2.03	0.91
1:C:182:ALA:O	1:C:186:GLN:N	2.03	0.91
2:D:29:LEU:HA	2:D:70:ASP:HA	1.52	0.91
8:T:20:ALA:HB2	8:U:18:GLY:CA	1.98	0.91
1:B:383:THR:O	1:B:387:LYS:N	2.04	0.91
1:C:358:ASN:O	1:C:362:ALA:N	2.03	0.91
1:A:53:ILE:O	1:A:61:ALA:N	2.03	0.91
1:A:115:ILE:H	1:A:119:GLY:HA2	1.36	0.91
1:A:401:ARG:O	1:A:405:ALA:CB	2.18	0.91

Continued on next page...

Continued from previous page...

Atom-1	Atom-2	Interatomic distance (Å)	Clash overlap (Å)
1:C:448:LEU:O	1:C:452:GLU:CB	2.19	0.91
1:C:53:ILE:HA	1:C:91:THR:H	1.36	0.91
2:E:322:SER:H	2:E:334:VAL:HA	1.34	0.91
4:H:31:GLU:O	8:P:42:GLN:CB	2.18	0.91
2:E:450:GLU:O	2:E:454:GLU:N	2.03	0.91
4:H:7:ASP:HA	4:H:17:SER:HA	1.52	0.91
1:A:54:SER:H	1:A:91:THR:H	1.18	0.91
1:A:177:ALA:HB2	9:A:601:ATP:H5'2	1.51	0.90
1:A:484:GLN:O	1:A:488:GLN:N	2.02	0.90
1:C:421:LEU:O	1:C:425:GLN:N	2.04	0.90
2:F:29:LEU:HA	2:F:70:ASP:HA	1.52	0.90
1:B:108:VAL:HA	1:B:114:PRO:HA	1.54	0.90
1:A:295:SER:HA	2:E:210:ASN:HA	1.53	0.90
1:B:109:ASN:N	1:B:113:ALA:O	2.04	0.90
1:C:32:VAL:N	1:C:40:ARG:O	2.05	0.90
1:C:449:PHE:O	1:C:453:ARG:N	2.04	0.90
1:C:183:ILE:O	1:C:187:ARG:N	2.04	0.90
1:A:268:VAL:O	1:A:272:GLN:N	2.05	0.89
2:F:371:LYS:O	2:F:375:ALA:HB2	1.73	0.89
1:C:231:SER:O	1:C:235:GLN:N	2.05	0.89
2:D:244:ILE:O	2:D:248:THR:N	2.05	0.89
2:F:244:ILE:O	2:F:248:THR:N	2.05	0.89
2:F:32:GLN:HA	2:F:37:ARG:HA	1.54	0.89
1:C:265:LYS:O	1:C:269:ALA:CB	2.20	0.89
3:G:262:LEU:O	3:G:266:LYS:CB	2.21	0.89
1:C:26:HIS:O	1:C:44:LEU:N	2.05	0.89
1:C:177:ALA:HB3	9:C:601:ATP:H5'1	1.55	0.89
2:E:89:ASN:N	2:E:93:GLU:O	2.04	0.89
1:A:7:GLU:O	1:A:11:LEU:CB	2.21	0.88
2:D:83:THR:HA	2:D:102:GLY:H	1.37	0.88
2:D:368:GLN:O	2:D:372:ASP:CB	2.21	0.88
4:H:20:VAL:HA	4:H:54:LYS:HA	1.56	0.88
1:A:418:ARG:O	1:A:421:LEU:N	2.06	0.88
2:D:371:LYS:O	2:D:375:ALA:HB2	1.73	0.88
1:C:273:ILE:O	1:C:277:LEU:N	2.07	0.88
2:F:83:THR:HA	2:F:102:GLY:H	1.37	0.88
1:A:49:GLN:O	2:E:61:GLY:N	2.05	0.88
3:G:118:GLY:HA2	3:G:138:GLY:H	1.35	0.88
1:C:176:THR:N	9:C:601:ATP:O2B	2.05	0.88
2:F:368:GLN:O	2:F:372:ASP:CB	2.21	0.88
2:E:455:LYS:O	2:E:459:LEU:N	2.07	0.88

Continued on next page...

Continued from previous page...

Atom-1	Atom-2	Interatomic distance (Å)	Clash overlap (Å)
1:C:172:GLN:N	9:C:601:ATP:O3B	2.06	0.87
1:A:367:ALA:HB2	9:A:601:ATP:HN61	1.37	0.87
1:B:421:LEU:HA	1:B:425:GLN:H	1.36	0.87
1:B:398:ALA:O	1:B:402:GLU:N	2.06	0.87
1:B:461:LEU:O	1:B:465:GLY:N	2.08	0.87
2:D:32:GLN:HA	2:D:37:ARG:HA	1.54	0.87
1:A:272:GLN:O	1:A:276:LEU:N	2.08	0.87
2:E:-3:HIS:HA	2:E:71:LEU:HA	1.56	0.87
2:F:179:VAL:HA	2:F:207:GLY:H	1.40	0.87
1:A:358:ASN:O	1:A:362:ALA:N	2.08	0.87
4:H:89:LEU:O	4:H:93:ARG:N	2.07	0.87
2:F:13:VAL:H	2:F:53:THR:H	1.22	0.86
1:B:302:ALA:O	1:B:324:LEU:N	2.08	0.86
3:G:157:GLN:O	3:G:161:GLU:N	2.09	0.86
1:A:402:GLU:HA	1:A:405:ALA:HB3	1.57	0.86
2:D:440:GLU:O	2:D:444:TYR:N	2.07	0.86
1:A:357:THR:O	1:A:361:ASN:CB	2.23	0.86
2:D:366:ARG:O	2:D:370:LEU:CB	2.23	0.86
3:G:261:GLN:O	3:G:265:ASN:CB	2.23	0.86
1:A:485:GLU:O	1:A:489:THR:N	2.08	0.86
2:E:345:ASP:O	2:E:349:VAL:N	2.08	0.86
1:B:465:GLY:O	1:B:469:ALA:HB3	1.76	0.86
2:D:226:MET:O	2:D:229:LYS:N	2.08	0.86
2:F:226:MET:O	2:F:229:LYS:N	2.09	0.86
2:F:440:GLU:O	2:F:444:TYR:N	2.07	0.86
1:C:303:ARG:HA	1:C:323:SER:HA	1.56	0.85
2:D:179:VAL:HA	2:D:207:GLY:H	1.40	0.85
2:D:285:THR:H	2:D:289:SER:HA	1.41	0.85
2:F:285:THR:H	2:F:289:SER:HA	1.41	0.85
3:G:56:ALA:O	3:G:60:LEU:CB	2.24	0.85
1:B:291:PHE:O	1:B:295:SER:N	2.08	0.85
2:E:157:VAL:N	10:E:601:ADP:O1A	2.09	0.85
2:F:353:HIS:O	2:F:358:ARG:N	2.08	0.85
1:B:465:GLY:O	1:B:469:ALA:CB	2.24	0.85
1:C:461:LEU:O	1:C:465:GLY:N	2.08	0.85
2:D:353:HIS:O	2:D:358:ARG:N	2.09	0.85
2:F:366:ARG:O	2:F:370:LEU:CB	2.23	0.85
2:F:385:GLU:O	2:F:389:VAL:N	2.09	0.85
3:G:92:ILE:O	3:G:96:LYS:CB	2.25	0.85
4:H:99:ARG:O	4:H:103:GLU:N	2.10	0.85
1:C:485:GLU:O	1:C:489:THR:N	2.09	0.85

Continued on next page...

Continued from previous page...

Atom-1	Atom-2	Interatomic distance (Å)	Clash overlap (Å)
2:D:384:GLU:O	2:D:388:LEU:N	2.09	0.85
2:D:385:GLU:O	2:D:389:VAL:N	2.09	0.84
1:C:293:LEU:O	1:C:297:LEU:N	2.08	0.84
7:L:41:GLU:O	7:L:45:GLU:N	2.08	0.84
3:G:169:ILE:O	3:G:185:SER:N	2.10	0.84
1:A:253:GLY:HA2	1:A:322:GLY:HA2	1.59	0.84
1:A:179:ALA:O	1:A:182:ALA:N	2.10	0.84
2:D:33:ASN:N	2:D:36:GLU:O	2.11	0.84
2:F:33:ASN:N	2:F:36:GLU:O	2.11	0.84
3:G:74:ARG:O	3:G:165:ASP:N	2.09	0.84
1:B:272:GLN:O	1:B:276:LEU:CB	2.26	0.84
2:E:350:GLY:O	2:E:354:TYR:CB	2.25	0.84
2:F:384:GLU:O	2:F:388:LEU:N	2.09	0.84
3:G:91:ASN:O	3:G:95:PHE:CB	2.26	0.84
1:B:289:ASP:O	1:B:293:LEU:N	2.10	0.84
1:C:359:LEU:HA	1:C:362:ALA:HB3	1.60	0.84
2:F:324:GLN:O	2:F:328:LEU:N	2.11	0.84
1:C:139:ARG:HA	1:C:304:VAL:HA	1.58	0.84
1:C:308:TYR:O	1:C:312:PHE:N	2.11	0.84
1:A:245:MET:O	1:A:248:TYR:N	2.11	0.83
4:H:1:ALA:O	4:H:21:GLU:N	2.12	0.83
2:E:153:VAL:N	10:E:601:ADP:O1B	2.11	0.83
1:A:401:ARG:O	1:A:405:ALA:HB3	1.79	0.83
2:E:263:SER:N	2:E:267:TYR:O	2.10	0.83
2:F:426:GLY:O	2:F:430:ILE:CB	2.27	0.83
1:C:417:THR:O	1:C:421:LEU:N	2.12	0.83
2:D:129:GLY:O	2:D:418:VAL:N	2.12	0.83
2:E:79:VAL:N	2:E:105:GLU:O	2.10	0.83
1:B:258:ILE:O	1:B:327:LEU:CB	2.27	0.82
1:C:174:GLY:HA2	9:C:601:ATP:H5'2	1.60	0.82
1:C:465:GLY:O	1:C:469:ALA:CB	2.26	0.82
2:D:13:VAL:H	2:D:53:THR:H	1.22	0.82
1:A:472:LEU:O	1:A:476:ASP:CB	2.27	0.82
1:B:449:PHE:O	1:B:453:ARG:N	2.12	0.82
1:C:422:ASP:O	1:C:426:LYS:N	2.11	0.82
2:F:392:ARG:O	2:F:397:GLN:N	2.12	0.82
1:B:474:TYR:O	1:B:477:ARG:N	2.12	0.82
1:B:54:SER:H	1:B:91:THR:H	1.27	0.82
5:I:4:ASN:O	6:K:46:MET:N	2.13	0.82
5:J:78:GLN:O	5:J:82:ARG:CB	2.27	0.82
6:K:76:GLN:O	6:K:79:ILE:CB	2.28	0.82

Continued on next page...

Continued from previous page...

Atom-1	Atom-2	Interatomic distance (Å)	Clash overlap (Å)
7:L:128:MET:O	7:L:132:LEU:CB	2.28	0.82
3:G:279:ILE:O	3:G:283:ALA:CB	2.28	0.82
6:K:74:LYS:N	6:K:75:PHE:HA	1.89	0.82
1:C:383:THR:O	1:C:387:LYS:N	2.11	0.82
2:F:351:GLN:O	2:F:355:ASP:N	2.11	0.82
7:L:96:ILE:O	7:L:100:ALA:CB	2.27	0.82
1:B:113:ALA:O	1:B:115:ILE:N	2.12	0.82
1:C:472:LEU:O	1:C:476:ASP:CB	2.28	0.82
1:A:359:LEU:O	1:A:364:ILE:N	2.13	0.82
1:C:256:ALA:N	1:C:323:SER:O	2.10	0.82
1:B:185:ASN:O	1:B:189:SER:N	2.13	0.81
1:B:99:VAL:N	1:B:124:ASP:O	2.13	0.81
1:C:99:VAL:H	1:C:125:GLY:H	1.28	0.81
2:D:426:GLY:O	2:D:430:ILE:CB	2.27	0.81
2:F:85:GLY:HA3	2:F:200:ASP:HA	1.62	0.81
1:B:9:SER:O	1:B:13:LYS:N	2.11	0.81
2:E:5:ILE:O	2:E:65:GLY:N	2.13	0.81
1:A:303:ARG:HA	1:A:323:SER:HA	1.61	0.81
1:C:415:ASP:O	1:C:419:ASN:CB	2.29	0.81
2:D:323:ARG:O	2:D:327:SER:N	2.14	0.81
1:C:99:VAL:O	1:C:124:ASP:N	2.13	0.81
1:C:304:VAL:N	1:C:322:GLY:O	2.13	0.81
2:F:323:ARG:O	2:F:327:SER:N	2.14	0.81
2:F:394:ARG:O	2:F:398:ARG:CB	2.28	0.81
1:A:10:GLU:O	1:A:14:GLN:CB	2.29	0.81
1:A:27:ASN:HA	1:A:44:LEU:HA	1.62	0.81
2:F:427:PHE:O	2:F:431:MET:CB	2.29	0.81
6:K:262:VAL:O	6:K:266:MET:CB	2.29	0.81
1:A:234:LEU:O	1:A:238:ALA:HB2	1.80	0.81
1:B:166:LEU:N	1:B:351:GLY:O	2.13	0.81
2:D:324:GLN:O	2:D:328:LEU:N	2.11	0.81
2:D:351:GLN:O	2:D:355:ASP:N	2.11	0.81
2:D:394:ARG:O	2:D:398:ARG:CB	2.28	0.81
2:E:33:ASN:N	2:E:36:GLU:O	2.13	0.81
7:L:16:ASP:O	7:L:20:GLU:CB	2.29	0.81
1:B:172:GLN:N	9:B:601:ATP:O3B	2.14	0.81
1:C:342:PRO:O	1:C:346:ILE:N	2.13	0.81
1:C:476:ASP:O	1:C:480:ALA:N	2.14	0.81
2:E:214:GLY:O	2:E:218:ARG:CB	2.29	0.81
1:C:357:THR:O	1:C:360:PHE:N	2.14	0.80
5:J:34:GLU:O	5:J:38:LYS:CB	2.29	0.80

Continued on next page...

Continued from previous page...

Atom-1	Atom-2	Interatomic distance (Å)	Clash overlap (Å)
1:B:273:ILE:O	1:B:277:LEU:N	2.14	0.80
2:D:30:GLU:N	2:D:69:LYS:O	2.14	0.80
2:D:85:GLY:HA3	2:D:200:ASP:HA	1.62	0.80
2:E:1:ALA:HB3	2:E:2:THR:HA	1.62	0.80
2:F:30:GLU:N	2:F:69:LYS:O	2.14	0.80
1:C:420:GLN:O	1:C:424:GLY:N	2.11	0.80
1:A:271:ARG:O	1:A:275:LEU:N	2.09	0.80
3:G:77:TYR:N	3:G:113:ASP:O	2.13	0.80
3:G:116:MET:O	3:G:136:VAL:N	2.13	0.80
2:D:427:PHE:O	2:D:431:MET:CB	2.29	0.80
7:L:144:LYS:O	7:L:148:ALA:HB3	1.82	0.80
1:A:97:VAL:O	1:A:127:SER:N	2.15	0.80
1:A:476:ASP:O	1:A:480:ALA:N	2.13	0.80
1:C:309:VAL:HA	1:C:313:THR:H	1.45	0.80
1:B:399:GLN:O	1:B:403:LEU:N	2.12	0.80
2:F:129:GLY:O	2:F:418:VAL:N	2.12	0.80
2:F:450:GLU:O	2:F:454:GLU:CB	2.29	0.80
1:C:267:ALA:O	1:C:271:ARG:CB	2.30	0.79
2:D:450:GLU:O	2:D:454:GLU:CB	2.29	0.79
2:E:393:ALA:O	2:E:397:GLN:CB	2.29	0.79
2:E:429:GLY:O	2:E:434:GLU:N	2.12	0.79
1:B:168:ILE:N	1:B:353:ILE:O	2.15	0.79
2:D:392:ARG:O	2:D:397:GLN:N	2.12	0.79
1:A:25:ALA:O	1:A:44:LEU:N	2.16	0.79
1:B:105:GLY:HA3	1:B:219:ALA:HA	1.65	0.79
1:B:309:VAL:O	1:B:315:GLY:HA3	1.82	0.79
1:B:317:VAL:HA	1:B:319:GLY:N	1.96	0.79
1:C:194:ILE:O	1:C:259:ILE:N	2.13	0.79
1:C:359:LEU:O	1:C:364:ILE:N	2.15	0.79
1:C:399:GLN:O	1:C:403:LEU:N	2.12	0.79
5:J:138:ARG:O	5:J:142:GLU:N	2.16	0.79
7:L:97:HIS:O	7:L:101:VAL:CB	2.30	0.79
1:A:55:LEU:N	1:A:59:ARG:O	2.15	0.79
1:A:270:TYR:O	1:A:274:SER:N	2.12	0.79
1:B:171:ARG:HA	9:B:601:ATP:O2G	1.81	0.79
2:E:235:ARG:HA	2:E:288:GLY:HA3	1.64	0.79
3:G:263:VAL:O	3:G:267:ALA:CB	2.27	0.79
4:H:95:MET:O	4:H:99:ARG:N	2.12	0.79
1:A:231:SER:O	1:A:235:GLN:N	2.15	0.79
1:A:364:ILE:O	9:A:601:ATP:N6	2.14	0.79
1:B:174:GLY:HA2	1:B:177:ALA:HB3	1.65	0.79

Continued on next page...

Continued from previous page...

Atom-1	Atom-2	Interatomic distance (Å)	Clash overlap (Å)
1:B:384:LYS:O	1:B:388:LYS:N	2.16	0.79
2:E:284:SER:HA	2:E:290:ILE:H	1.48	0.79
1:A:174:GLY:O	1:A:178:LEU:N	2.15	0.79
1:A:310:GLU:O	1:A:315:GLY:N	2.15	0.79
3:G:259:GLU:O	3:G:262:LEU:N	2.16	0.79
1:A:54:SER:H	1:A:91:THR:N	1.81	0.79
1:C:237:LEU:O	1:C:241:ALA:N	2.16	0.79
2:F:89:ASN:N	2:F:93:GLU:O	2.15	0.79
1:B:475:VAL:O	1:B:479:HIS:N	2.16	0.79
2:F:370:LEU:O	2:F:374:ILE:CB	2.30	0.79
2:D:370:LEU:O	2:D:374:ILE:CB	2.30	0.78
7:L:148:ALA:O	7:L:152:ILE:CB	2.31	0.78
1:C:97:VAL:H	1:C:127:SER:H	1.31	0.78
3:G:167:LEU:N	3:G:187:LEU:O	2.15	0.78
1:A:385:ILE:O	1:A:389:LEU:CB	2.31	0.78
1:C:341:VAL:O	1:C:345:VAL:N	2.10	0.78
2:F:124:GLU:O	2:F:141:LYS:N	2.16	0.78
2:D:420:LEU:O	2:D:424:ILE:N	2.13	0.78
2:E:323:ARG:O	2:E:327:SER:N	2.15	0.78
1:B:357:THR:O	1:B:361:ASN:CB	2.32	0.78
2:D:162:LEU:O	2:D:166:ILE:N	2.17	0.78
2:D:89:ASN:N	2:D:93:GLU:O	2.15	0.78
1:B:30:THR:HA	1:B:87:LYS:HA	1.66	0.78
1:B:359:LEU:O	1:B:364:ILE:N	2.17	0.78
4:H:1:ALA:N	4:H:54:LYS:O	2.14	0.78
1:A:507:PHE:HA	1:A:511:GLN:H	1.48	0.77
1:B:294:HIS:O	1:B:298:LEU:CB	2.32	0.77
4:H:121:LEU:O	4:H:125:ILE:CB	2.32	0.77
1:B:342:PRO:O	1:B:346:ILE:CB	2.32	0.77
3:G:176:ASN:N	3:G:179:SER:O	2.16	0.77
1:A:461:LEU:O	1:A:465:GLY:N	2.16	0.77
2:E:13:VAL:O	2:E:52:ARG:HA	1.85	0.77
1:B:32:VAL:N	1:B:41:ILE:HA	1.98	0.77
1:B:51:GLU:HA	1:B:93:ARG:HA	1.67	0.77
1:A:54:SER:N	1:A:91:THR:H	1.83	0.77
1:A:420:GLN:O	1:A:424:GLY:CA	2.25	0.77
1:A:440:SER:O	1:A:444:GLN:N	2.17	0.77
1:B:174:GLY:O	1:B:177:ALA:N	2.18	0.77
1:B:265:LYS:O	1:B:269:ALA:CB	2.33	0.77
1:A:202:ALA:O	1:A:206:SER:N	2.16	0.77
1:B:353:ILE:HA	1:B:373:SER:HA	1.65	0.77

Continued on next page...

Continued from previous page...

Atom-1	Atom-2	Interatomic distance (Å)	Clash overlap (Å)
2:E:427:PHE:O	2:E:431:MET:CB	2.33	0.77
2:F:6:VAL:H	2:F:15:VAL:HA	1.49	0.77
3:G:71:ASP:H	3:G:162:GLY:HA2	1.50	0.77
2:D:124:GLU:O	2:D:141:LYS:N	2.16	0.77
1:A:385:ILE:N	1:A:490:GLY:O	2.15	0.76
2:E:364:LEU:O	2:E:368:GLN:CB	2.33	0.76
2:F:162:LEU:O	2:F:166:ILE:N	2.17	0.76
2:F:420:LEU:O	2:F:424:ILE:N	2.13	0.76
4:H:113:ASP:O	4:H:117:ALA:CB	2.32	0.76
2:D:371:LYS:O	2:D:375:ALA:CB	2.33	0.76
2:F:371:LYS:O	2:F:375:ALA:CB	2.33	0.76
1:B:422:ASP:O	1:B:426:LYS:CB	2.33	0.76
2:E:428:LYS:O	2:E:432:GLU:N	2.14	0.76
3:G:124:PHE:O	3:G:127:SER:N	2.19	0.76
1:A:31:ILE:O	1:A:85:GLY:N	2.17	0.76
1:C:315:GLY:HA2	1:C:318:LYS:HA	1.65	0.76
2:D:6:VAL:H	2:D:15:VAL:HA	1.49	0.76
2:E:254:VAL:O	2:E:258:LEU:N	2.16	0.76
1:A:421:LEU:O	1:A:425:GLN:CB	2.34	0.76
1:A:10:GLU:HA	1:A:13:LYS:H	1.51	0.76
2:D:252:THR:HA	2:D:267:TYR:HA	1.67	0.76
2:F:451:GLU:O	2:F:455:LYS:CB	2.34	0.76
7:L:69:ASP:O	7:L:73:GLN:N	2.19	0.76
1:A:11:LEU:O	1:A:15:ARG:CB	2.32	0.76
1:A:274:SER:O	1:A:279:ARG:N	2.19	0.76
1:C:54:SER:HA	1:C:60:TYR:HA	1.68	0.76
2:F:88:MET:N	2:F:204:LEU:O	2.19	0.76
1:A:166:LEU:N	1:A:351:GLY:O	2.15	0.75
1:C:149:GLY:HA2	1:C:439:MET:H	1.52	0.75
1:B:31:ILE:O	1:B:85:GLY:N	2.18	0.75
2:D:451:GLU:O	2:D:455:LYS:CB	2.34	0.75
2:E:162:LEU:O	2:E:166:ILE:CB	2.34	0.75
2:F:246:ARG:O	2:F:250:ALA:CB	2.34	0.75
3:G:52:ILE:O	3:G:56:ALA:HB2	1.86	0.75
2:D:246:ARG:O	2:D:250:ALA:CB	2.34	0.75
3:G:174:PHE:HA	3:G:180:GLN:HA	1.67	0.75
1:C:97:VAL:O	1:C:127:SER:N	2.19	0.75
2:D:364:LEU:O	2:D:368:GLN:CB	2.35	0.75
2:F:252:THR:HA	2:F:267:TYR:HA	1.67	0.75
1:A:483:MET:O	1:A:487:ASN:N	2.13	0.75
1:B:55:LEU:N	1:B:59:ARG:O	2.13	0.75

Continued on next page...

Continued from previous page...

Atom-1	Atom-2	Interatomic distance (Å)	Clash overlap (Å)
1:C:268:VAL:O	1:C:272:GLN:CB	2.35	0.75
1:A:198:ILE:HA	1:A:226:ALA:HB3	1.68	0.74
1:A:267:ALA:O	1:A:271:ARG:N	2.15	0.74
1:A:465:GLY:O	1:A:469:ALA:CB	2.31	0.74
1:B:506:SER:O	1:B:510:THR:N	2.21	0.74
1:C:27:ASN:HA	1:C:44:LEU:HA	1.67	0.74
1:C:204:THR:O	1:C:208:VAL:CB	2.35	0.74
1:C:356:GLU:H	1:C:369:ASN:N	1.85	0.74
3:G:170:VAL:HA	3:G:184:ILE:HA	1.69	0.74
1:A:399:GLN:O	1:A:402:GLU:N	2.20	0.74
1:C:31:ILE:O	1:C:85:GLY:N	2.19	0.74
1:C:306:ALA:O	1:C:319:GLY:HA2	1.86	0.74
2:E:43:GLN:H	2:E:53:THR:HA	1.51	0.74
1:C:384:LYS:O	1:C:388:LYS:CB	2.34	0.74
2:E:239:LEU:O	2:E:292:SER:HA	1.87	0.74
3:G:1:ALA:N	3:G:8:SER:H	1.86	0.74
4:H:51:ARG:HA	4:H:60:GLU:O	1.87	0.74
1:B:54:SER:N	1:B:91:THR:H	1.84	0.74
1:B:435:GLN:HA	9:B:601:ATP:C6	2.23	0.74
2:E:307:SER:O	2:E:311:THR:CB	2.36	0.74
1:A:203:SER:O	1:A:207:ASN:N	2.20	0.74
1:A:466:SER:O	1:A:470:ALA:HB2	1.88	0.74
1:A:475:VAL:O	1:A:479:HIS:N	2.13	0.74
1:B:420:GLN:O	1:B:424:GLY:HA3	1.88	0.74
2:F:364:LEU:O	2:F:368:GLN:CB	2.35	0.74
1:B:100:GLY:HA3	1:B:124:ASP:H	1.52	0.74
1:C:157:ILE:HA	1:C:378:GLY:HA2	1.70	0.74
4:H:111:ASP:O	4:H:115:ALA:N	2.19	0.74
2:E:449:ILE:O	2:E:453:VAL:N	2.20	0.74
2:D:237:VAL:O	2:D:291:THR:N	2.18	0.74
1:A:97:VAL:H	1:A:127:SER:N	1.85	0.74
1:A:345:VAL:O	1:A:349:THR:N	2.19	0.74
2:E:115:SER:O	2:E:119:LEU:N	2.17	0.74
4:H:9:VAL:HA	4:H:14:GLN:HA	1.70	0.74
1:B:339:ALA:O	1:B:343:THR:N	2.20	0.73
1:B:423:HIS:O	1:B:427:VAL:CB	2.35	0.73
2:D:88:MET:N	2:D:204:LEU:O	2.19	0.73
3:G:1:ALA:O	3:G:5:ASP:N	2.19	0.73
4:H:6:LEU:O	4:H:18:GLY:N	2.20	0.73
1:A:16:ILE:HA	1:A:19:PHE:CB	2.17	0.73
2:D:85:GLY:H	2:D:202:VAL:C	1.92	0.73

Continued on next page...

Continued from previous page...

Atom-1	Atom-2	Interatomic distance (Å)	Clash overlap (Å)
1:C:400:TYR:HA	1:C:421:LEU:HA	1.71	0.73
3:G:53:GLY:O	3:G:56:ALA:N	2.20	0.73
7:L:76:ILE:O	7:L:80:ALA:CB	2.36	0.73
2:E:152:GLY:N	10:E:601:ADP:O3B	2.18	0.73
2:F:85:GLY:H	2:F:202:VAL:C	1.92	0.73
2:F:276:GLY:O	2:F:280:GLU:CB	2.36	0.73
2:D:276:GLY:O	2:D:280:GLU:CB	2.36	0.73
6:K:101:ILE:O	6:K:105:ALA:N	2.21	0.73
1:A:194:ILE:H	1:A:258:ILE:HA	1.54	0.73
1:B:401:ARG:O	1:B:404:ALA:HB3	1.88	0.73
1:C:152:ALA:O	1:C:156:MET:CB	2.36	0.73
1:C:450:ALA:O	1:C:455:TYR:N	2.22	0.73
2:D:5:ILE:HA	2:D:15:VAL:HA	1.71	0.73
3:G:148:LEU:O	3:G:152:VAL:N	2.22	0.73
4:H:122:ALA:O	4:H:126:ALA:N	2.14	0.73
2:D:298:VAL:O	2:D:300:ALA:N	2.22	0.73
2:F:237:VAL:O	2:F:291:THR:N	2.18	0.73
2:F:298:VAL:O	2:F:300:ALA:N	2.22	0.73
1:A:29:GLY:HA3	1:A:43:GLY:HA3	1.71	0.73
1:B:293:LEU:O	1:B:297:LEU:CB	2.37	0.73
1:C:105:GLY:H	1:C:222:ILE:H	1.34	0.73
1:B:448:LEU:O	1:B:452:GLU:CB	2.36	0.72
1:C:109:ASN:N	1:C:112:GLY:O	2.19	0.72
1:A:99:VAL:N	1:A:125:GLY:O	2.22	0.72
1:A:1:MET:N	1:A:6:THR:O	2.20	0.72
1:C:153:VAL:O	1:C:157:ILE:N	2.21	0.72
3:G:156:LEU:O	3:G:160:ASP:CB	2.38	0.72
5:J:129:VAL:HA	5:J:132:ALA:HB3	1.71	0.72
2:D:245:TYR:N	2:D:297:TYR:O	2.17	0.72
2:E:362:SER:O	2:E:365:GLN:N	2.23	0.72
2:F:83:THR:HA	2:F:102:GLY:N	2.04	0.72
1:A:140:GLN:N	1:A:303:ARG:O	2.23	0.72
1:A:291:PHE:O	1:A:295:SER:N	2.15	0.72
1:B:170:ASP:H	1:B:175:LYS:CB	2.02	0.72
1:C:53:ILE:HA	1:C:91:THR:N	2.04	0.72
1:A:401:ARG:O	1:A:405:ALA:HB2	1.88	0.72
1:C:202:ALA:O	1:C:205:ILE:N	2.22	0.72
1:C:263:LEU:O	1:C:266:GLN:N	2.17	0.72
1:C:308:TYR:O	1:C:311:ALA:N	2.21	0.72
1:B:30:THR:N	1:B:42:HIS:O	2.16	0.72
2:D:-4:HIS:O	2:D:71:LEU:HA	1.89	0.72

Continued on next page...

Continued from previous page...

Atom-1	Atom-2	Interatomic distance (Å)	Clash overlap (Å)
2:F:4:HIS:O	2:F:71:LEU:HA	1.89	0.72
3:G:215:LEU:O	3:G:219:LEU:CB	2.38	0.72
7:L:144:LYS:O	7:L:148:ALA:CB	2.37	0.72
1:B:395:THR:O	1:B:398:ALA:HB3	1.90	0.72
2:F:5:ILE:HA	2:F:15:VAL:HA	1.71	0.72
1:B:11:LEU:O	1:B:15:ARG:N	2.18	0.72
2:D:83:THR:HA	2:D:102:GLY:N	2.04	0.72
4:H:6:LEU:N	4:H:18:GLY:O	2.23	0.72
8:O:20:ALA:HB1	8:P:18:GLY:O	1.87	0.72
3:G:105:TRP:O	3:G:109:GLY:N	2.23	0.72
7:L:18:ALA:O	7:L:23:SER:N	2.22	0.72
2:D:238:LEU:HA	2:D:291:THR:O	1.90	0.71
7:L:4:ILE:HA	7:L:7:ALA:HB3	1.71	0.71
1:C:171:ARG:HA	9:C:601:ATP:O1G	1.90	0.71
2:E:129:GLY:O	2:E:418:VAL:N	2.22	0.71
3:G:206:LEU:N	4:H:41:LEU:HA	2.05	0.71
5:I:2:ASN:N	6:K:48:PHE:O	2.23	0.71
1:C:274:SER:O	1:C:279:ARG:N	2.23	0.71
1:B:174:GLY:N	9:B:601:ATP:O3A	2.21	0.71
1:B:463:LYS:O	1:B:467:PHE:CB	2.38	0.71
1:C:354:PHE:H	1:C:373:SER:HA	1.55	0.71
1:C:424:GLY:O	1:C:428:THR:CB	2.38	0.71
2:E:193:MET:O	2:E:198:VAL:N	2.19	0.71
2:E:440:GLU:O	2:E:444:TYR:N	2.20	0.71
1:A:169:GLY:O	1:A:332:THR:N	2.19	0.71
1:B:313:THR:O	1:B:315:GLY:HA2	1.90	0.71
1:C:48:MET:C	2:D:61:GLY:HA2	2.11	0.71
3:G:167:LEU:O	3:G:187:LEU:N	2.23	0.71
1:B:271:ARG:O	1:B:274:SER:N	2.24	0.71
2:E:273:GLU:O	2:E:277:VAL:CB	2.39	0.71
3:G:275:GLU:O	3:G:279:ILE:CB	2.39	0.71
4:H:29:GLU:O	8:Q:41:ARG:O	2.09	0.71
1:C:364:ILE:O	9:C:601:ATP:N6	2.19	0.71
2:F:238:LEU:HA	2:F:291:THR:O	1.90	0.71
2:F:391:ALA:O	2:F:395:LYS:CB	2.39	0.71
3:G:173:LYS:N	3:G:181:VAL:O	2.23	0.71
8:T:12:ALA:O	8:U:14:ALA:HB1	1.90	0.71
4:H:117:ALA:O	4:H:120:GLU:N	2.24	0.71
1:A:415:ASP:O	1:A:419:ASN:N	2.24	0.70
1:A:423:HIS:O	1:A:427:VAL:CB	2.39	0.70
2:E:28:ALA:HB2	2:E:73:HIS:O	1.91	0.70

Continued on next page...

Continued from previous page...

Atom-1	Atom-2	Interatomic distance (Å)	Clash overlap (Å)
2:E:154:GLY:H	10:E:601:ADP:H5'1	1.56	0.70
8:O:12:ALA:O	8:P:14:ALA:HB1	1.90	0.70
2:D:125:LEU:HA	2:D:140:ALA:HA	1.73	0.70
2:D:391:ALA:O	2:D:395:LYS:CB	2.39	0.70
3:G:279:ILE:O	3:G:283:ALA:HB3	1.91	0.70
7:L:4:ILE:O	7:L:8:ARG:N	2.24	0.70
1:A:4:ASN:O	1:A:6:THR:N	2.23	0.70
1:C:232:ALA:O	1:C:237:LEU:N	2.22	0.70
1:C:264:SER:O	1:C:267:ALA:N	2.24	0.70
1:B:39:ILE:O	1:B:72:GLY:CA	2.34	0.70
1:C:97:VAL:N	1:C:127:SER:O	2.25	0.70
7:L:23:SER:O	7:L:27:TRP:N	2.24	0.70
1:A:12:ILE:O	1:A:16:ILE:CB	2.40	0.70
1:C:97:VAL:H	1:C:127:SER:N	1.89	0.70
1:C:310:GLU:O	1:C:315:GLY:N	2.25	0.70
2:F:180:GLY:HA2	2:F:209:MET:N	2.06	0.70
1:B:434:LYS:H	1:B:437:ALA:HB2	1.56	0.70
2:F:245:TYR:N	2:F:297:TYR:O	2.17	0.70
2:F:125:LEU:HA	2:F:140:ALA:HA	1.73	0.69
1:C:352:GLN:N	1:C:374:VAL:O	2.25	0.69
2:D:161:GLU:O	2:D:165:ASN:N	2.25	0.69
3:G:172:ASN:HA	3:G:182:PRO:HA	1.73	0.69
3:G:173:LYS:O	3:G:181:VAL:N	2.25	0.69
1:A:176:THR:N	9:A:601:ATP:O1G	2.23	0.69
1:A:247:GLU:O	1:A:251:ASP:N	2.26	0.69
2:F:161:GLU:O	2:F:165:ASN:N	2.25	0.69
4:H:119:ALA:O	4:H:123:LYS:CB	2.40	0.69
1:B:7:GLU:O	1:B:11:LEU:N	2.20	0.69
1:B:204:THR:O	1:B:208:VAL:CB	2.39	0.69
1:A:97:VAL:H	1:A:127:SER:H	1.40	0.69
1:B:174:GLY:HA3	9:B:601:ATP:C8	2.26	0.69
1:B:251:ASP:O	1:B:312:PHE:N	2.25	0.69
1:B:317:VAL:HA	1:B:319:GLY:H	1.55	0.69
1:B:211:LYS:O	1:B:215:HIS:N	2.19	0.69
2:D:180:GLY:HA2	2:D:209:MET:N	2.07	0.69
2:E:192:GLU:O	2:E:196:SER:N	2.17	0.69
2:F:407:ALA:O	2:F:412:GLY:N	2.26	0.69
6:K:167:LYS:CA	6:K:173:GLY:H	2.06	0.69
6:K:172:GLY:O	6:K:176:LYS:N	2.26	0.69
1:A:32:VAL:N	1:A:40:ARG:O	2.26	0.69
4:H:9:VAL:N	4:H:78:VAL:O	2.19	0.69

Continued on next page...

Continued from previous page...

Atom-1	Atom-2	Interatomic distance (Å)	Clash overlap (Å)
2:E:43:GLN:N	2:E:52:ARG:O	2.26	0.69
7:L:77:ARG:O	7:L:81:GLU:CB	2.41	0.68
1:A:466:SER:O	1:A:470:ALA:CB	2.42	0.68
2:F:43:GLN:N	2:F:53:THR:HA	2.06	0.68
1:B:317:VAL:CA	1:B:319:GLY:H	2.06	0.68
2:D:407:ALA:O	2:D:412:GLY:N	2.26	0.68
8:R:20:ALA:CB	8:S:18:GLY:CA	2.70	0.68
1:A:343:THR:O	1:A:346:ILE:N	2.26	0.68
1:B:257:LEU:HA	1:B:325:THR:O	1.93	0.68
1:A:53:ILE:HA	1:A:91:THR:H	1.58	0.68
1:A:419:ASN:O	1:A:423:HIS:CB	2.42	0.68
1:C:8:ILE:C	1:C:10:GLU:H	1.97	0.68
3:G:57:HIS:N	3:G:197:ASP:HA	2.08	0.68
2:E:351:GLN:O	2:E:355:ASP:CB	2.42	0.68
3:G:1:ALA:O	3:G:6:ILE:N	2.27	0.68
1:B:305:ASN:C	1:B:321:THR:HA	2.14	0.68
1:B:309:VAL:HA	1:B:319:GLY:C	2.13	0.68
2:F:308:PRO:O	2:F:312:PHE:N	2.17	0.68
4:H:1:ALA:HA	4:H:57:GLY:H	1.57	0.68
1:C:149:GLY:HA2	1:C:439:MET:N	2.09	0.68
1:C:483:MET:O	1:C:487:ASN:N	2.20	0.68
1:A:266:GLN:O	1:A:270:TYR:N	2.17	0.68
1:B:421:LEU:CA	1:B:425:GLN:H	2.06	0.68
3:G:71:ASP:H	3:G:162:GLY:CA	2.07	0.68
1:C:200:GLN:N	1:C:226:ALA:O	2.26	0.67
2:D:423:THR:O	2:D:428:LYS:N	2.26	0.67
3:G:279:ILE:O	3:G:283:ALA:HB2	1.92	0.67
5:I:13:ALA:HB1	6:K:57:LEU:HA	1.74	0.67
2:D:18:PRO:O	2:D:21:ALA:N	2.16	0.67
8:M:20:ALA:CB	8:N:18:GLY:CA	2.70	0.67
1:A:256:ALA:N	1:A:323:SER:O	2.28	0.67
2:D:4:LYS:O	2:D:16:GLU:N	2.26	0.67
2:E:154:GLY:O	2:E:158:ASN:N	2.26	0.67
2:F:244:ILE:H	2:F:297:TYR:H	1.42	0.67
8:Q:20:ALA:HB2	8:R:18:GLY:HA2	1.77	0.67
2:D:449:ILE:O	2:D:453:VAL:CB	2.42	0.67
5:J:123:GLN:O	5:J:126:ILE:N	2.28	0.67
1:C:352:GLN:O	1:C:374:VAL:N	2.28	0.67
2:F:5:ILE:N	2:F:64:ARG:O	2.27	0.67
4:H:51:ARG:HA	4:H:60:GLU:C	2.15	0.67
8:M:20:ALA:HB2	8:N:18:GLY:HA2	1.75	0.67

Continued on next page...

Continued from previous page...

Atom-1	Atom-2	Interatomic distance (Å)	Clash overlap (Å)
1:A:49:GLN:H	2:E:62:LEU:H	1.40	0.67
2:D:325:ILE:O	2:D:329:GLY:N	2.28	0.67
2:E:395:LYS:HA	2:E:440:GLU:HA	1.77	0.67
2:F:44:GLN:N	2:F:52:ARG:O	2.28	0.67
1:B:309:VAL:O	1:B:319:GLY:HA2	1.93	0.67
4:H:33:GLY:HA3	8:P:43:PRO:CB	2.25	0.67
1:C:99:VAL:N	1:C:125:GLY:O	2.28	0.67
1:C:169:GLY:O	1:C:332:THR:N	2.28	0.67
8:S:20:ALA:CB	8:T:18:GLY:CA	2.72	0.67
2:E:325:ILE:O	2:E:330:ILE:N	2.28	0.67
2:F:449:ILE:O	2:F:453:VAL:CB	2.42	0.67
4:H:43:THR:CB	4:H:69:LEU:O	2.43	0.67
1:A:5:SER:O	1:A:9:SER:N	2.28	0.67
1:A:26:HIS:HA	1:A:44:LEU:HA	1.75	0.67
1:C:169:GLY:H	1:C:331:GLU:HA	1.58	0.67
1:C:467:PHE:O	1:C:470:ALA:N	2.27	0.67
2:F:18:PRO:O	2:F:21:ALA:N	2.16	0.67
8:R:20:ALA:HB2	8:S:18:GLY:HA2	1.75	0.67
2:D:154:GLY:O	2:D:158:ASN:N	2.26	0.66
2:D:244:ILE:H	2:D:297:TYR:N	1.93	0.66
2:D:448:SER:O	2:D:451:GLU:N	2.28	0.66
2:F:4:LYS:O	2:F:16:GLU:N	2.26	0.66
3:G:79:VAL:O	3:G:117:ILE:N	2.29	0.66
8:N:20:ALA:CB	8:O:18:GLY:CA	2.72	0.66
1:A:232:ALA:HA	1:A:236:TYR:H	1.58	0.66
2:F:244:ILE:H	2:F:297:TYR:N	1.93	0.66
7:L:27:TRP:O	7:L:31:LEU:CB	2.43	0.66
7:L:58:GLU:O	7:L:62:ALA:CB	2.43	0.66
1:A:99:VAL:H	1:A:125:GLY:H	1.42	0.66
1:A:315:GLY:HA2	1:A:318:LYS:HA	1.77	0.66
1:C:113:ALA:O	1:C:119:GLY:HA2	1.95	0.66
2:F:165:ASN:O	2:F:170:HIS:N	2.17	0.66
2:D:5:ILE:N	2:D:64:ARG:O	2.27	0.66
1:B:176:THR:O	1:B:180:ILE:N	2.25	0.66
2:F:325:ILE:O	2:F:329:GLY:N	2.28	0.66
2:E:404:PHE:N	2:E:415:GLY:HA3	2.11	0.66
2:D:308:PRO:O	2:D:312:PHE:N	2.17	0.66
2:F:423:THR:O	2:F:428:LYS:N	2.26	0.66
5:I:131:GLY:O	5:I:135:ILE:CB	2.44	0.66
8:P:20:ALA:CB	8:Q:18:GLY:CA	2.73	0.66
1:C:176:THR:N	9:C:601:ATP:O1A	2.29	0.66

Continued on next page...

Continued from previous page...

Atom-1	Atom-2	Interatomic distance (Å)	Clash overlap (Å)
2:D:244:ILE:H	2:D:297:TYR:H	1.42	0.66
2:F:182:ARG:O	2:F:186:GLY:N	2.26	0.66
5:I:26:TRP:O	5:I:30:MET:CB	2.44	0.66
5:J:31:ALA:O	5:J:35:LYS:CB	2.44	0.66
1:C:232:ALA:HA	1:C:236:TYR:H	1.60	0.66
2:D:182:ARG:O	2:D:186:GLY:N	2.26	0.66
2:D:401:SER:CB	2:D:445:MET:H	2.10	0.65
2:E:193:MET:O	2:E:197:ASN:N	2.29	0.65
4:H:98:LYS:O	4:H:102:GLU:N	2.20	0.65
1:C:236:TYR:HA	1:C:266:GLN:HA	1.79	0.65
8:T:12:ALA:HB1	8:U:14:ALA:HB2	1.77	0.65
2:E:238:LEU:HA	2:E:291:THR:O	1.96	0.65
3:G:86:LEU:O	3:G:242:ARG:HA	1.97	0.65
7:L:59:SER:O	7:L:63:VAL:CB	2.44	0.65
8:T:20:ALA:CB	8:U:18:GLY:CA	2.74	0.65
1:B:507:PHE:O	1:B:511:GLN:N	2.29	0.65
8:U:20:ALA:CB	8:V:18:GLY:CA	2.73	0.65
1:A:171:ARG:C	1:A:173:THR:H	1.98	0.65
1:A:355:LEU:HA	1:A:369:ASN:H	1.62	0.65
1:A:386:MET:O	1:A:390:SER:N	2.24	0.65
1:B:231:SER:O	1:B:235:GLN:N	2.19	0.65
1:B:256:ALA:N	1:B:323:SER:O	2.28	0.65
1:C:493:ASN:O	1:C:497:GLU:N	2.29	0.65
1:C:311:ALA:C	1:C:314:LYS:H	1.99	0.65
2:D:43:GLN:N	2:D:53:THR:HA	2.06	0.65
2:D:307:SER:O	2:D:311:THR:N	2.29	0.65
2:F:401:SER:CB	2:F:445:MET:H	2.10	0.65
3:G:206:LEU:O	4:H:42:LEU:N	2.23	0.65
8:N:20:ALA:HB1	8:O:18:GLY:O	1.95	0.65
8:O:20:ALA:CB	8:P:18:GLY:CA	2.74	0.65
2:E:387:LYS:O	2:E:391:ALA:HB2	1.97	0.65
8:T:20:ALA:HB1	8:U:18:GLY:O	1.87	0.65
2:D:44:GLN:N	2:D:52:ARG:O	2.28	0.65
8:M:18:GLY:HA2	8:V:20:ALA:HB2	1.77	0.65
1:C:145:PRO:HA	1:C:381:ALA:HB1	1.78	0.64
7:L:15:PHE:O	7:L:19:VAL:CB	2.45	0.64
2:E:1:ALA:CB	2:E:2:THR:HA	2.28	0.64
2:E:16:GLU:HA	2:E:50:ILE:HA	1.79	0.64
1:A:265:LYS:O	1:A:269:ALA:N	2.21	0.64
1:C:30:THR:O	1:C:42:HIS:N	2.30	0.64
1:C:179:ALA:O	1:C:182:ALA:N	2.29	0.64

Continued on next page...

Continued from previous page...

Atom-1	Atom-2	Interatomic distance (Å)	Clash overlap (Å)
2:F:448:SER:O	2:F:451:GLU:N	2.28	0.64
8:P:12:ALA:O	8:Q:14:ALA:HB1	1.98	0.64
1:C:97:VAL:N	1:C:127:SER:H	1.96	0.64
1:C:288:GLY:O	1:C:292:TYR:N	2.29	0.64
2:F:88:MET:O	2:F:205:VAL:HA	1.97	0.64
6:K:112:VAL:O	6:K:116:ASN:CB	2.45	0.64
1:B:34:VAL:HA	1:B:39:ILE:HA	1.80	0.64
2:E:29:LEU:HA	2:E:70:ASP:CA	2.26	0.64
7:L:42:GLN:O	7:L:46:LEU:N	2.19	0.64
8:M:12:ALA:O	8:N:14:ALA:HB1	1.98	0.64
1:B:54:SER:HA	1:B:60:TYR:HA	1.80	0.64
7:L:129:GLU:O	7:L:133:SER:N	2.29	0.64
8:O:12:ALA:HB1	8:P:14:ALA:HB2	1.78	0.64
1:B:392:GLY:O	1:B:395:THR:CB	2.46	0.64
1:C:446:LEU:O	1:C:450:ALA:HB3	1.98	0.64
8:S:12:ALA:O	8:T:14:ALA:HB1	1.98	0.64
2:E:25:VAL:O	2:E:42:VAL:N	2.31	0.64
2:F:126:LEU:N	2:F:139:PHE:O	2.28	0.64
5:J:113:ARG:O	5:J:117:ARG:CB	2.46	0.64
8:U:12:ALA:O	8:V:14:ALA:HB1	1.98	0.64
1:A:29:GLY:O	1:A:88:VAL:N	2.31	0.64
1:A:129:VAL:HA	1:A:244:ALA:HB2	1.80	0.64
1:A:246:GLY:O	1:A:250:ARG:N	2.29	0.64
1:A:306:ALA:O	1:A:310:GLU:N	2.27	0.64
1:A:317:VAL:O	1:A:320:LYS:N	2.30	0.64
2:D:88:MET:O	2:D:205:VAL:HA	1.97	0.64
3:G:175:ILE:H	3:G:180:GLN:HA	1.61	0.64
3:G:280:VAL:O	3:G:284:ALA:N	2.31	0.64
1:A:97:VAL:N	1:A:127:SER:O	2.31	0.64
1:C:37:GLY:N	1:C:79:TYR:O	2.31	0.64
2:F:307:SER:O	2:F:311:THR:N	2.29	0.64
1:A:441:VAL:O	1:A:445:SER:CB	2.46	0.63
1:B:166:LEU:O	1:B:353:ILE:N	2.29	0.63
1:B:114:PRO:O	1:B:117:GLY:N	2.30	0.63
2:D:31:VAL:N	2:D:38:LEU:O	2.32	0.63
2:D:93:GLU:O	2:D:95:VAL:N	2.31	0.63
2:F:93:GLU:O	2:F:95:VAL:N	2.31	0.63
7:L:106:ALA:HA	7:L:118:GLU:HA	1.80	0.63
8:M:12:ALA:O	8:N:14:ALA:CB	2.46	0.63
8:N:12:ALA:O	8:O:14:ALA:HB1	1.98	0.63
2:E:306:PRO:HA	2:E:310:THR:H	1.63	0.63

Continued on next page...

Continued from previous page...

Atom-1	Atom-2	Interatomic distance (Å)	Clash overlap (Å)
2:F:31:VAL:N	2:F:38:LEU:O	2.32	0.63
8:R:12:ALA:O	8:S:14:ALA:CB	2.46	0.63
1:B:149:GLY:HA2	1:B:439:MET:N	2.14	0.63
1:C:98:PRO:HA	1:C:125:GLY:C	2.19	0.63
2:D:117:GLU:HA	2:D:121:ASN:CB	2.29	0.63
1:C:311:ALA:O	1:C:314:LYS:N	2.31	0.63
1:C:355:LEU:HA	1:C:369:ASN:H	1.62	0.63
2:F:117:GLU:HA	2:F:121:ASN:CB	2.29	0.63
7:L:14:ALA:O	7:L:18:ALA:CB	2.37	0.63
2:E:122:SER:O	2:E:140:ALA:HB1	1.98	0.63
2:F:129:GLY:C	2:F:418:VAL:H	2.02	0.63
3:G:154:VAL:HA	4:H:94:ALA:HB1	1.80	0.63
1:A:183:ILE:O	1:A:187:ARG:N	2.32	0.63
1:B:174:GLY:C	1:B:178:LEU:H	2.02	0.63
2:E:401:SER:O	2:E:446:VAL:N	2.32	0.63
4:H:91:GLU:O	4:H:94:ALA:HB3	1.99	0.63
8:Q:20:ALA:CB	8:R:18:GLY:CA	2.73	0.63
8:R:12:ALA:O	8:S:14:ALA:HB1	1.98	0.63
1:A:365:ARG:HA	9:A:601:ATP:N1	2.14	0.63
1:B:308:TYR:O	1:B:311:ALA:N	2.20	0.63
2:D:283:THR:O	2:D:290:ILE:N	2.28	0.63
3:G:76:GLY:N	3:G:167:LEU:HA	2.14	0.63
3:G:137:THR:CB	4:H:106:SER:HA	2.29	0.63
8:M:18:GLY:CA	8:V:20:ALA:CB	2.72	0.63
8:R:20:ALA:CB	8:S:18:GLY:HA2	2.28	0.63
1:A:253:GLY:HA3	1:A:320:LYS:O	1.98	0.62
1:A:304:VAL:N	1:A:322:GLY:O	2.32	0.62
1:B:421:LEU:HA	1:B:425:GLN:N	2.13	0.62
1:C:177:ALA:CB	9:C:601:ATP:H5'1	2.26	0.62
2:D:-5:HIS:CB	2:D:73:HIS:H	2.12	0.62
2:D:165:ASN:O	2:D:170:HIS:N	2.17	0.62
2:D:455:LYS:O	2:D:459:LEU:N	2.32	0.62
2:F:283:THR:O	2:F:290:ILE:N	2.28	0.62
8:M:20:ALA:CB	8:N:18:GLY:HA2	2.28	0.62
1:C:459:VAL:O	1:C:465:GLY:N	2.32	0.62
2:F:154:GLY:O	2:F:158:ASN:N	2.26	0.62
5:I:91:LYS:HA	5:J:91:LYS:CB	2.29	0.62
1:C:310:GLU:N	1:C:319:GLY:H	1.98	0.62
3:G:122:VAL:O	3:G:126:ASN:CB	2.47	0.62
5:J:124:VAL:O	5:J:128:ALA:HB2	2.00	0.62
8:O:12:ALA:O	8:P:14:ALA:CB	2.47	0.62

Continued on next page...

Continued from previous page...

Atom-1	Atom-2	Interatomic distance (Å)	Clash overlap (Å)
1:C:66:LEU:N	2:D:8:VAL:O	2.33	0.62
2:D:345:ASP:HA	2:D:353:HIS:CB	2.30	0.62
2:E:24:ARG:H	2:E:27:ASP:CB	2.12	0.62
2:E:130:ILE:O	2:E:134:ASP:N	2.32	0.62
2:F:119:LEU:HA	2:F:286:LYS:H	1.64	0.62
1:B:414:ASP:O	1:B:418:ARG:N	2.23	0.62
5:J:6:THR:HA	6:K:233:SER:HA	1.82	0.62
1:C:105:GLY:H	1:C:222:ILE:N	1.97	0.62
2:F:-5:HIS:CB	2:F:73:HIS:H	2.12	0.62
1:A:103:LEU:HA	1:A:122:ASP:H	1.64	0.62
1:B:199:GLY:HA2	1:B:228:ALA:HA	1.81	0.62
1:C:131:ALA:HB3	1:C:243:ALA:HB1	1.82	0.62
8:U:12:ALA:O	8:V:14:ALA:CB	2.47	0.62
1:C:253:GLY:HA2	1:C:322:GLY:HA2	1.82	0.62
2:D:220:ALA:O	2:D:223:GLY:N	2.33	0.62
2:F:345:ASP:HA	2:F:353:HIS:CB	2.30	0.62
4:H:49:MET:HA	4:H:62:ILE:C	2.21	0.62
8:P:12:ALA:HB1	8:Q:14:ALA:HB2	1.82	0.62
8:T:12:ALA:O	8:U:14:ALA:CB	2.47	0.62
1:C:450:ALA:O	1:C:454:GLY:N	2.32	0.61
1:C:475:VAL:CB	1:C:511:GLN:H	2.13	0.61
2:D:126:LEU:N	2:D:139:PHE:O	2.28	0.61
8:P:12:ALA:O	8:Q:14:ALA:CB	2.47	0.61
1:A:305:ASN:O	1:A:309:VAL:N	2.33	0.61
2:E:3:GLY:O	2:E:67:ASP:HA	2.00	0.61
8:U:12:ALA:HB1	8:V:14:ALA:HB2	1.82	0.61
1:A:412:ASP:C	1:A:414:ASP:H	2.02	0.61
2:E:430:ILE:C	2:E:433:GLY:H	2.03	0.61
3:G:138:GLY:HA3	4:H:107:SER:O	2.00	0.61
1:A:33:SER:O	1:A:40:ARG:N	2.34	0.61
1:A:200:GLN:N	1:A:227:THR:HA	2.14	0.61
1:A:313:THR:CB	1:A:317:VAL:H	2.13	0.61
2:D:285:THR:N	2:D:289:SER:HA	2.15	0.61
2:F:455:LYS:O	2:F:459:LEU:N	2.32	0.61
3:G:150:GLY:HA2	4:H:90:ASP:HA	1.82	0.61
7:L:123:LYS:HA	7:L:126:ALA:HB3	1.81	0.61
8:Q:20:ALA:CB	8:R:18:GLY:HA2	2.31	0.61
2:D:119:LEU:HA	2:D:286:LYS:H	1.64	0.61
2:D:231:ARG:O	2:D:288:GLY:N	2.33	0.61
2:E:15:VAL:O	2:E:50:ILE:HA	1.99	0.61
2:F:234:GLY:HA2	2:F:287:THR:O	2.01	0.61

Continued on next page...

Continued from previous page...

Atom-1	Atom-2	Interatomic distance (Å)	Clash overlap (Å)
3:G:9:LYS:O	3:G:12:SER:N	2.33	0.61
5:I:44:LEU:O	5:I:47:ALA:HB3	2.00	0.61
2:E:3:GLY:HA2	2:E:16:GLU:C	2.20	0.61
2:E:305:ASP:O	2:E:309:ALA:N	2.21	0.61
2:F:231:ARG:O	2:F:288:GLY:N	2.34	0.61
1:C:247:GLU:HA	1:C:251:ASP:H	1.65	0.61
1:A:53:ILE:HA	1:A:91:THR:N	2.15	0.61
1:C:29:GLY:N	1:C:43:GLY:HA3	2.14	0.61
2:E:298:VAL:O	2:E:300:ALA:N	2.33	0.61
4:H:8:VAL:O	4:H:16:PHE:N	2.31	0.61
5:I:86:ILE:O	5:I:89:GLU:N	2.34	0.61
1:A:30:THR:O	1:A:42:HIS:N	2.31	0.61
1:A:175:LYS:N	9:A:601:ATP:PB	2.73	0.61
2:D:129:GLY:C	2:D:418:VAL:H	2.02	0.61
2:D:234:GLY:HA2	2:D:287:THR:O	2.01	0.61
2:D:367:TYR:O	2:D:371:LYS:CB	2.49	0.61
2:E:276:GLY:O	2:E:280:GLU:CB	2.48	0.61
2:F:220:ALA:O	2:F:223:GLY:N	2.33	0.61
8:M:18:GLY:HA2	8:V:20:ALA:CB	2.31	0.61
8:S:20:ALA:HB1	8:T:18:GLY:O	1.95	0.60
1:A:150:TYR:O	1:A:154:ASP:N	2.21	0.60
3:G:134:ALA:HB1	4:H:97:ALA:HB1	1.82	0.60
1:B:48:MET:HA	2:F:61:GLY:O	2.01	0.60
1:B:54:SER:H	1:B:91:THR:N	1.97	0.60
1:C:176:THR:H	9:C:601:ATP:PB	2.22	0.60
2:F:367:TYR:O	2:F:371:LYS:CB	2.49	0.60
3:G:52:ILE:O	3:G:56:ALA:CB	2.49	0.60
1:C:171:ARG:HA	9:C:601:ATP:PG	2.42	0.60
1:B:10:GLU:O	1:B:14:GLN:N	2.27	0.60
1:C:291:PHE:O	1:C:295:SER:CB	2.49	0.60
2:D:263:SER:N	2:D:267:TYR:O	2.31	0.60
2:D:356:THR:O	2:D:360:VAL:CB	2.50	0.60
2:E:435:TYR:C	2:E:437:HIS:H	2.05	0.60
8:S:12:ALA:HB1	8:T:14:ALA:HB2	1.84	0.60
7:L:147:MET:O	7:L:151:ILE:CB	2.50	0.60
8:S:12:ALA:O	8:T:14:ALA:CB	2.50	0.60
1:B:465:GLY:O	1:B:469:ALA:HB2	2.02	0.60
4:H:2:MET:HA	4:H:19:LEU:O	2.01	0.60
4:H:88:ASP:O	4:H:91:GLU:N	2.26	0.60
1:B:271:ARG:HA	1:B:285:ALA:O	2.00	0.60
1:C:169:GLY:N	1:C:332:THR:H	1.99	0.60

Continued on next page...

Continued from previous page...

Atom-1	Atom-2	Interatomic distance (Å)	Clash overlap (Å)
2:F:160:MET:O	2:F:164:ARG:N	2.23	0.60
2:F:356:THR:O	2:F:360:VAL:CB	2.50	0.60
1:A:53:ILE:N	1:A:61:ALA:O	2.35	0.60
2:E:179:VAL:HA	2:E:207:GLY:HA3	1.82	0.60
2:E:336:PRO:O	2:E:339:SER:N	2.27	0.60
2:E:411:THR:O	2:E:413:SER:N	2.34	0.60
1:B:354:PHE:H	1:B:373:SER:HA	1.67	0.60
1:B:496:ILE:O	1:B:499:LYS:N	2.35	0.60
1:C:53:ILE:N	1:C:61:ALA:O	2.32	0.60
1:C:359:LEU:O	1:C:363:GLY:N	2.35	0.60
2:E:240:PHE:HA	2:E:293:VAL:O	2.02	0.60
8:P:20:ALA:HB2	8:Q:18:GLY:HA2	1.81	0.60
1:A:49:GLN:H	2:E:62:LEU:N	2.00	0.59
1:A:144:GLN:O	1:A:160:GLY:HA2	2.02	0.59
2:E:3:GLY:HA2	2:E:16:GLU:O	2.01	0.59
2:F:157:VAL:O	2:F:160:MET:N	2.35	0.59
3:G:66:TYR:O	3:G:69:ASP:N	2.28	0.59
3:G:72:VAL:HA	3:G:165:ASP:CB	2.32	0.59
5:J:14:PHE:O	5:J:18:VAL:CB	2.50	0.59
8:U:20:ALA:HB2	8:V:18:GLY:HA2	1.81	0.59
1:B:170:ASP:O	9:B:601:ATP:O1B	2.20	0.59
2:D:146:GLY:H	2:D:315:LEU:HA	1.67	0.59
1:A:152:ALA:O	1:A:156:MET:N	2.35	0.59
1:A:174:GLY:H	9:A:601:ATP:PB	2.24	0.59
1:C:33:SER:O	1:C:39:ILE:CA	2.36	0.59
2:D:25:VAL:O	2:D:42:VAL:N	2.35	0.59
2:D:157:VAL:O	2:D:160:MET:N	2.35	0.59
2:E:31:VAL:N	2:E:38:LEU:O	2.35	0.59
2:F:15:VAL:O	2:F:50:ILE:HA	2.03	0.59
3:G:76:GLY:HA2	3:G:113:ASP:H	1.67	0.59
2:D:15:VAL:O	2:D:50:ILE:HA	2.02	0.59
2:E:323:ARG:HA	2:E:326:ALA:HB3	1.84	0.59
1:A:174:GLY:CA	1:A:178:LEU:H	2.14	0.59
1:A:415:ASP:HA	1:A:419:ASN:H	1.66	0.59
1:B:307:GLU:C	1:B:309:VAL:H	2.05	0.59
2:E:56:MET:HA	2:E:214:GLY:HA3	1.82	0.59
2:E:402:GLN:HA	2:E:446:VAL:O	2.01	0.59
4:H:49:MET:HA	4:H:62:ILE:O	2.03	0.59
5:I:106:GLN:HA	5:J:106:GLN:CB	2.31	0.59
2:F:25:VAL:O	2:F:42:VAL:N	2.35	0.59
4:H:10:SER:H	4:H:14:GLN:HA	1.68	0.59

Continued on next page...

Continued from previous page...

Atom-1	Atom-2	Interatomic distance (Å)	Clash overlap (Å)
7:L:58:GLU:O	7:L:62:ALA:HB3	2.03	0.59
8:M:12:ALA:HB1	8:N:14:ALA:HB2	1.84	0.59
2:E:185:GLU:O	2:E:189:PHE:CB	2.51	0.59
2:F:2:THR:CB	2:F:68:VAL:H	2.15	0.59
1:A:506:SER:O	1:A:511:GLN:N	2.36	0.59
1:C:475:VAL:O	1:C:479:HIS:N	2.21	0.59
8:R:12:ALA:HB1	8:S:14:ALA:HB2	1.84	0.59
1:A:30:THR:HA	1:A:88:VAL:N	2.17	0.59
1:A:309:VAL:HA	1:A:312:PHE:CB	2.33	0.59
2:D:2:THR:CB	2:D:68:VAL:H	2.15	0.59
2:F:285:THR:N	2:F:289:SER:HA	2.15	0.59
8:N:12:ALA:O	8:O:14:ALA:CB	2.50	0.59
8:P:20:ALA:CB	8:Q:18:GLY:HA2	2.33	0.59
1:A:100:GLY:HA3	1:A:124:ASP:CB	2.33	0.59
1:B:33:SER:N	1:B:40:ARG:O	2.36	0.59
2:E:351:GLN:HA	2:E:355:ASP:H	1.68	0.59
3:G:214:LEU:O	3:G:218:LEU:CB	2.50	0.59
8:U:20:ALA:CB	8:V:18:GLY:HA2	2.33	0.59
2:D:321:LEU:HA	2:D:335:ASP:H	1.68	0.58
2:E:423:THR:O	2:E:427:PHE:CB	2.51	0.58
8:M:24:ALA:N	8:N:25:ALA:HB1	2.18	0.58
1:B:51:GLU:CA	1:B:93:ARG:HA	2.33	0.58
2:D:180:GLY:HA2	2:D:209:MET:H	1.67	0.58
4:H:6:LEU:H	4:H:19:LEU:HA	1.68	0.58
1:B:8:ILE:O	1:B:12:ILE:N	2.24	0.58
2:E:244:ILE:O	2:E:247:TYR:N	2.37	0.58
2:F:323:ARG:HA	2:F:326:ALA:HB3	1.85	0.58
2:E:322:SER:N	2:E:334:VAL:HA	2.13	0.58
2:E:324:GLN:O	2:E:328:LEU:N	2.29	0.58
3:G:70:ARG:CB	3:G:159:TYR:HA	2.34	0.58
3:G:175:ILE:H	3:G:180:GLN:CA	2.17	0.58
1:A:13:LYS:HA	1:A:16:ILE:CB	2.33	0.58
1:A:306:ALA:O	1:A:319:GLY:HA2	2.04	0.58
2:E:154:GLY:N	10:E:601:ADP:O3A	2.37	0.58
2:F:146:GLY:H	2:F:315:LEU:HA	1.67	0.58
2:F:263:SER:N	2:F:267:TYR:O	2.31	0.58
5:I:79:ALA:O	5:I:82:ARG:N	2.35	0.58
1:B:394:ARG:O	1:B:398:ALA:N	2.28	0.58
1:C:15:ARG:HA	1:C:18:GLN:C	2.23	0.58
1:C:472:LEU:HA	1:C:511:GLN:CB	2.34	0.58
2:D:6:VAL:N	2:D:14:ASP:O	2.37	0.58

Continued on next page...

Continued from previous page...

Atom-1	Atom-2	Interatomic distance (Å)	Clash overlap (Å)
6:K:210:ARG:O	6:K:214:ASN:CB	2.52	0.58
1:B:98:PRO:HA	1:B:125:GLY:O	2.04	0.58
2:E:252:THR:HA	2:E:268:GLN:N	2.17	0.58
2:F:180:GLY:HA2	2:F:209:MET:H	1.67	0.58
8:N:12:ALA:HB1	8:O:14:ALA:HB2	1.84	0.58
2:D:323:ARG:HA	2:D:326:ALA:HB3	1.85	0.58
2:F:321:LEU:HA	2:F:335:ASP:H	1.68	0.58
7:L:18:ALA:O	7:L:22:GLN:N	2.37	0.58
1:A:6:THR:HA	1:A:9:SER:CB	2.33	0.57
1:B:127:SER:CB	1:B:244:ALA:HB1	2.34	0.57
1:B:247:GLU:O	1:B:251:ASP:N	2.36	0.57
1:C:166:LEU:O	1:C:353:ILE:N	2.37	0.57
8:Q:12:ALA:HB1	8:R:14:ALA:HB2	1.86	0.57
1:C:383:THR:H	1:C:386:MET:CB	2.16	0.57
8:S:20:ALA:CB	8:T:18:GLY:HA2	2.34	0.57
8:U:20:ALA:HB1	8:V:18:GLY:O	1.99	0.57
2:E:230:PHE:O	2:E:234:GLY:N	2.37	0.57
2:F:6:VAL:N	2:F:14:ASP:O	2.37	0.57
2:F:30:GLU:HA	2:F:39:VAL:HA	1.85	0.57
7:L:3:PHE:C	7:L:5:THR:H	2.06	0.57
1:A:204:THR:O	1:A:208:VAL:CB	2.52	0.57
1:C:446:LEU:O	1:C:450:ALA:CB	2.51	0.57
5:I:37:GLN:O	5:I:41:ALA:CB	2.52	0.57
1:A:424:GLY:O	1:A:428:THR:CB	2.52	0.57
1:C:54:SER:CA	1:C:60:TYR:HA	2.34	0.57
2:D:13:VAL:N	2:D:53:THR:H	1.98	0.57
5:I:69:LYS:HA	5:J:69:LYS:CB	2.33	0.57
8:N:20:ALA:CB	8:O:18:GLY:HA2	2.34	0.57
1:C:17:ALA:O	1:C:21:VAL:N	2.25	0.57
2:D:30:GLU:HA	2:D:39:VAL:HA	1.85	0.57
1:B:29:GLY:C	1:B:88:VAL:H	2.08	0.57
1:C:168:ILE:HA	1:C:330:ILE:O	2.05	0.57
1:C:169:GLY:HA3	1:C:175:LYS:HA	1.87	0.57
2:D:347:LEU:O	2:D:349:VAL:N	2.36	0.57
2:F:13:VAL:N	2:F:53:THR:H	1.97	0.57
8:M:14:ALA:CB	8:V:12:ALA:O	2.53	0.57
1:B:359:LEU:CB	1:B:367:ALA:HA	2.34	0.57
2:F:212:PRO:O	2:F:216:ARG:N	2.29	0.57
8:R:24:ALA:N	8:S:25:ALA:HB1	2.18	0.57
2:D:347:LEU:C	2:D:350:GLY:H	2.08	0.57
2:D:393:ALA:O	2:D:397:GLN:CB	2.52	0.57

Continued on next page...

Continued from previous page...

Atom-1	Atom-2	Interatomic distance (Å)	Clash overlap (Å)
2:F:401:SER:O	2:F:446:VAL:N	2.38	0.57
1:A:196:VAL:N	1:A:259:ILE:O	2.38	0.57
2:F:347:LEU:O	2:F:349:VAL:N	2.36	0.57
3:G:166:LYS:HA	3:G:188:LEU:O	2.04	0.57
6:K:97:LYS:HA	6:K:262:VAL:HA	1.87	0.57
2:D:4:LYS:HA	2:D:66:LEU:N	2.20	0.56
2:D:401:SER:O	2:D:446:VAL:N	2.38	0.56
2:F:393:ALA:O	2:F:397:GLN:CB	2.52	0.56
2:E:242:ASP:HA	2:E:295:ALA:H	1.68	0.56
5:J:35:LYS:O	5:J:39:GLU:CB	2.53	0.56
1:A:170:ASP:O	9:A:601:ATP:O1B	2.23	0.56
1:B:41:ILE:O	1:B:71:VAL:CB	2.53	0.56
1:B:494:ASP:O	1:B:497:GLU:N	2.38	0.56
1:C:133:ALA:HA	1:C:300:ARG:HA	1.86	0.56
2:E:2:THR:C	2:E:17:PHE:HA	2.25	0.56
2:E:399:PHE:HA	2:E:443:PHE:O	2.05	0.56
2:E:403:PRO:C	2:E:416:LYS:H	2.09	0.56
4:H:120:GLU:O	4:H:124:ALA:CB	2.43	0.56
6:K:167:LYS:HA	6:K:173:GLY:N	2.14	0.56
8:Q:12:ALA:O	8:R:14:ALA:CB	2.53	0.56
1:C:309:VAL:CA	1:C:313:THR:H	2.15	0.56
2:E:29:LEU:CA	2:E:70:ASP:HA	2.28	0.56
3:G:70:ARG:HA	3:G:162:GLY:HA2	1.86	0.56
1:B:32:VAL:N	1:B:40:ARG:O	2.38	0.56
1:B:450:ALA:HA	1:B:455:TYR:CB	2.35	0.56
2:E:306:PRO:HA	2:E:309:ALA:HB3	1.88	0.56
2:F:347:LEU:C	2:F:350:GLY:H	2.08	0.56
2:E:5:ILE:H	2:E:66:LEU:N	2.02	0.56
2:F:4:LYS:HA	2:F:66:LEU:N	2.20	0.56
8:R:23:GLY:C	8:S:25:ALA:HB1	2.26	0.56
1:A:14:GLN:O	1:A:17:ALA:HB3	2.05	0.56
1:B:290:VAL:O	1:B:294:HIS:N	2.32	0.56
1:C:53:ILE:CB	1:C:90:ALA:HA	2.36	0.56
2:E:77:VAL:O	2:E:107:TRP:N	2.38	0.56
2:F:6:VAL:N	2:F:15:VAL:HA	2.19	0.56
1:B:12:ILE:O	1:B:16:ILE:N	2.38	0.56
1:B:176:THR:HA	1:B:179:ALA:HB3	1.87	0.56
8:N:20:ALA:HB2	8:O:18:GLY:HA2	1.84	0.56
1:C:140:GLN:N	1:C:303:ARG:O	2.38	0.56
1:C:367:ALA:HB2	9:C:601:ATP:HN61	1.71	0.56
2:F:284:SER:HA	2:F:289:SER:HA	1.87	0.56

Continued on next page...

Continued from previous page...

Atom-1	Atom-2	Interatomic distance (Å)	Clash overlap (Å)
4:H:50:ILE:C	4:H:61:PHE:HA	2.27	0.56
7:L:146:VAL:O	7:L:149:GLY:N	2.36	0.56
8:M:23:GLY:C	8:N:25:ALA:HB1	2.26	0.56
1:A:308:TYR:O	1:A:312:PHE:N	2.38	0.56
1:B:421:LEU:O	1:B:426:LYS:N	2.38	0.56
1:C:16:ILE:HA	7:L:75:LEU:CB	2.36	0.56
2:E:152:GLY:N	10:E:601:ADP:PB	2.79	0.56
5:I:53:ASP:O	5:I:57:ALA:CB	2.54	0.56
8:Q:12:ALA:O	8:R:14:ALA:HB1	2.06	0.56
1:A:181:ASP:O	1:A:184:ILE:CB	2.55	0.55
1:A:454:GLY:O	1:A:457:ALA:N	2.36	0.55
2:D:284:SER:HA	2:D:289:SER:HA	1.88	0.55
3:G:55:LEU:O	3:G:57:HIS:N	2.39	0.55
3:G:89:GLY:O	3:G:92:ILE:N	2.38	0.55
2:E:278:LEU:O	2:E:281:ARG:N	2.38	0.55
3:G:149:ILE:O	3:G:152:VAL:N	2.39	0.55
8:M:14:ALA:HB2	8:V:12:ALA:HB1	1.86	0.55
1:A:30:THR:N	1:A:42:HIS:O	2.32	0.55
1:B:175:LYS:N	9:B:601:ATP:PB	2.79	0.55
1:B:177:ALA:HB3	9:B:601:ATP:H8	1.71	0.55
2:E:241:VAL:O	2:E:294:GLN:HA	2.05	0.55
3:G:175:ILE:N	3:G:179:SER:O	2.39	0.55
4:H:48:GLY:H	4:H:64:LEU:H	1.52	0.55
1:B:173:THR:H	9:B:601:ATP:PB	2.30	0.55
2:D:408:GLU:N	2:D:413:SER:O	2.39	0.55
2:F:456:ALA:HA	2:F:459:LEU:HA	1.87	0.55
1:B:499:LYS:O	1:B:503:ILE:CB	2.54	0.55
2:F:369:GLU:O	2:F:373:ILE:CB	2.54	0.55
3:G:154:VAL:HA	4:H:94:ALA:CB	2.37	0.55
8:M:14:ALA:HB1	8:V:12:ALA:O	2.05	0.55
1:A:139:ARG:HA	1:A:304:VAL:HA	1.89	0.55
1:A:161:ARG:HA	1:A:325:THR:CB	2.37	0.55
2:F:43:GLN:N	2:F:52:ARG:O	2.40	0.55
2:F:408:GLU:N	2:F:413:SER:O	2.39	0.55
2:F:443:PHE:HA	2:F:452:ALA:HB1	1.88	0.55
1:A:97:VAL:N	1:A:127:SER:H	2.03	0.55
1:C:177:ALA:H	9:C:601:ATP:PA	2.30	0.55
2:D:369:GLU:O	2:D:373:ILE:CB	2.54	0.55
2:D:456:ALA:HA	2:D:459:LEU:HA	1.87	0.55
7:L:113:ALA:HB2	7:L:140:ALA:H	1.72	0.55
1:A:361:ASN:C	1:A:363:GLY:H	2.10	0.55

Continued on next page...

Continued from previous page...

Atom-1	Atom-2	Interatomic distance (Å)	Clash overlap (Å)
1:B:110:THR:N	1:B:225:VAL:O	2.40	0.55
2:D:322:SER:H	2:D:335:ASP:N	2.05	0.55
1:A:30:THR:HA	1:A:88:VAL:H	1.72	0.55
1:A:193:ALA:HA	1:A:257:LEU:O	2.07	0.55
1:C:180:ILE:O	1:C:184:ILE:N	2.35	0.55
2:D:160:MET:O	2:D:164:ARG:N	2.23	0.55
2:D:425:ARG:O	2:D:429:GLY:N	2.38	0.55
2:D:443:PHE:HA	2:D:452:ALA:HB1	1.88	0.55
3:G:173:LYS:HA	3:G:233:GLU:C	2.27	0.55
1:A:310:GLU:N	1:A:319:GLY:H	2.05	0.54
1:B:13:LYS:O	1:B:16:ILE:CB	2.54	0.54
1:C:109:ASN:H	1:C:112:GLY:C	2.10	0.54
1:C:171:ARG:C	1:C:173:THR:H	2.07	0.54
2:E:394:ARG:O	2:E:398:ARG:CB	2.54	0.54
2:F:272:ALA:O	2:F:275:MET:N	2.41	0.54
1:A:53:ILE:CA	1:A:91:THR:H	2.21	0.54
1:C:148:THR:H	1:C:154:ASP:CB	2.20	0.54
1:C:402:GLU:O	1:C:405:ALA:HB3	2.07	0.54
2:F:322:SER:H	2:F:335:ASP:N	2.05	0.54
2:F:425:ARG:O	2:F:429:GLY:N	2.38	0.54
5:I:38:LYS:O	5:I:42:ASP:CB	2.56	0.54
2:E:19:GLN:HA	2:E:48:GLY:C	2.28	0.54
3:G:30:LYS:O	3:G:34:SER:CB	2.55	0.54
3:G:118:GLY:CA	3:G:138:GLY:H	2.13	0.54
7:L:127:ALA:O	7:L:131:ARG:CB	2.55	0.54
2:D:391:ALA:O	2:D:396:ILE:N	2.34	0.54
1:B:162:GLY:HA2	1:B:324:LEU:O	2.07	0.54
1:B:177:ALA:HB2	9:B:601:ATP:H5'2	1.88	0.54
1:C:15:ARG:HA	1:C:19:PHE:N	2.22	0.54
1:C:360:PHE:C	1:C:363:GLY:H	2.10	0.54
3:G:70:ARG:O	3:G:165:ASP:HA	2.07	0.54
1:C:345:VAL:O	1:C:349:THR:N	2.40	0.54
2:D:43:GLN:N	2:D:52:ARG:O	2.40	0.54
2:E:30:GLU:H	2:E:70:ASP:HA	1.72	0.54
2:F:391:ALA:O	2:F:396:ILE:N	2.34	0.54
3:G:1:ALA:HA	3:G:4:LYS:N	2.23	0.54
1:B:33:SER:O	1:B:40:ARG:N	2.40	0.54
1:B:339:ALA:HB3	1:B:342:PRO:CB	2.38	0.54
3:G:87:ALA:HB1	3:G:238:GLU:HA	1.90	0.54
1:A:253:GLY:HA2	1:A:322:GLY:CA	2.33	0.54
1:B:138:GLU:HA	1:B:308:TYR:N	2.23	0.54

Continued on next page...

Continued from previous page...

Atom-1	Atom-2	Interatomic distance (Å)	Clash overlap (Å)
4:H:27:GLY:N	4:H:30:GLY:O	2.41	0.54
2:E:30:GLU:O	2:E:69:LYS:N	2.41	0.54
2:E:255:SER:CB	2:E:268:GLN:HA	2.38	0.54
7:L:154:ALA:O	7:L:157:MET:N	2.40	0.54
1:B:454:GLY:O	1:B:457:ALA:N	2.41	0.54
2:D:142:GLY:HA3	2:D:284:SER:CA	2.38	0.54
2:E:78:PRO:CB	2:E:103:GLU:H	2.21	0.54
4:H:7:ASP:O	4:H:78:VAL:N	2.41	0.54
5:I:37:GLN:O	5:I:41:ALA:HB3	2.08	0.54
1:C:145:PRO:CA	1:C:381:ALA:HB1	2.38	0.53
4:H:9:VAL:HA	4:H:14:GLN:CA	2.37	0.53
8:R:23:GLY:HA3	8:S:25:ALA:HB3	1.90	0.53
1:C:416:ALA:O	1:C:420:GLN:N	2.41	0.53
2:D:133:ILE:O	2:D:136:MET:N	2.42	0.53
2:D:145:VAL:HA	2:D:314:HIS:O	2.08	0.53
2:E:5:ILE:C	2:E:65:GLY:H	2.10	0.53
2:F:133:ILE:O	2:F:136:MET:N	2.42	0.53
3:G:83:ASP:O	4:H:109:HIS:N	2.26	0.53
1:A:385:ILE:CB	1:A:491:GLY:HA3	2.38	0.53
1:C:8:ILE:O	1:C:10:GLU:N	2.38	0.53
1:C:18:GLN:HA	1:C:21:VAL:CB	2.38	0.53
2:D:17:PHE:N	2:D:49:GLY:O	2.41	0.53
2:E:47:GLY:O	2:E:50:ILE:N	2.40	0.53
3:G:51:VAL:O	3:G:54:HIS:N	2.42	0.53
1:A:110:THR:N	1:A:225:VAL:H	2.06	0.53
2:D:272:ALA:O	2:D:275:MET:N	2.40	0.53
2:E:30:GLU:N	2:E:69:LYS:O	2.42	0.53
3:G:77:TYR:O	3:G:114:LEU:HA	2.08	0.53
2:F:43:GLN:H	2:F:53:THR:CA	2.12	0.53
8:M:23:GLY:HA3	8:N:25:ALA:HB3	1.90	0.53
1:A:493:ASN:O	1:A:497:GLU:N	2.42	0.53
1:B:50:GLY:H	1:B:64:LEU:HA	1.74	0.53
1:C:271:ARG:O	1:C:274:SER:N	2.41	0.53
1:A:53:ILE:CB	1:A:90:ALA:HA	2.39	0.53
1:B:469:ALA:O	1:B:472:LEU:N	2.42	0.53
2:D:43:GLN:H	2:D:53:THR:CA	2.12	0.53
2:E:82:ALA:HB3	2:E:102:GLY:O	2.09	0.53
2:F:77:VAL:C	2:F:106:ARG:HA	2.29	0.53
3:G:76:GLY:O	3:G:168:TYR:N	2.41	0.53
1:A:231:SER:O	1:A:234:LEU:N	2.42	0.53
1:A:339:ALA:O	1:A:343:THR:N	2.39	0.53

Continued on next page...

Continued from previous page...

Atom-1	Atom-2	Interatomic distance (Å)	Clash overlap (Å)
1:B:133:ALA:HB2	1:B:299:GLU:O	2.09	0.53
1:B:176:THR:H	9:B:601:ATP:PB	2.22	0.53
1:B:385:ILE:O	1:B:389:LEU:N	2.32	0.53
1:C:97:VAL:C	1:C:126:PHE:HA	2.29	0.53
1:C:140:GLN:H	1:C:303:ARG:C	2.12	0.53
2:D:77:VAL:C	2:D:106:ARG:HA	2.29	0.53
2:E:325:ILE:O	2:E:329:GLY:N	2.42	0.53
1:C:8:ILE:C	1:C:10:GLU:N	2.63	0.53
2:D:351:GLN:HA	2:D:354:TYR:CB	2.39	0.53
2:F:17:PHE:N	2:F:49:GLY:O	2.41	0.53
8:M:25:ALA:HB1	8:V:24:ALA:N	2.23	0.53
1:B:305:ASN:O	1:B:321:THR:HA	2.09	0.53
2:F:145:VAL:HA	2:F:314:HIS:O	2.08	0.53
3:G:53:GLY:HA2	3:G:56:ALA:HB3	1.91	0.53
7:L:61:ILE:O	7:L:66:GLU:N	2.42	0.53
7:L:135:LYS:O	7:L:137:LYS:N	2.42	0.53
8:P:24:ALA:N	8:Q:25:ALA:HB1	2.24	0.53
1:A:97:VAL:C	1:A:126:PHE:HA	2.29	0.52
1:A:273:ILE:O	1:A:277:LEU:N	2.22	0.52
1:B:251:ASP:C	1:B:253:GLY:H	2.11	0.52
2:E:19:GLN:HA	2:E:48:GLY:HA2	1.91	0.52
2:E:32:GLN:HA	2:E:37:ARG:CA	2.32	0.52
2:F:142:GLY:HA3	2:F:284:SER:CA	2.38	0.52
1:B:341:VAL:O	1:B:345:VAL:CB	2.57	0.52
1:C:32:VAL:H	1:C:41:ILE:HA	1.72	0.52
1:C:385:ILE:CB	1:C:491:GLY:HA3	2.40	0.52
2:E:27:ASP:HA	2:E:74:PRO:HA	1.90	0.52
2:E:44:GLN:CB	2:E:52:ARG:H	2.22	0.52
3:G:118:GLY:N	3:G:137:THR:HA	2.24	0.52
5:I:65:LEU:CB	5:J:62:THR:HA	2.39	0.52
7:L:10:TYR:O	7:L:13:ALA:N	2.42	0.52
8:Q:24:ALA:N	8:R:25:ALA:HB1	2.23	0.52
1:B:449:PHE:O	1:B:452:GLU:N	2.42	0.52
1:C:167:ILE:O	1:C:330:ILE:N	2.40	0.52
1:C:206:SER:O	1:C:209:VAL:N	2.42	0.52
2:E:2:THR:H	2:E:68:VAL:H	1.56	0.52
2:E:152:GLY:H	10:E:601:ADP:PB	2.31	0.52
3:G:77:TYR:HA	3:G:168:TYR:H	1.74	0.52
2:F:2:THR:HA	2:F:18:PRO:N	2.24	0.52
3:G:74:ARG:HA	3:G:111:GLN:C	2.30	0.52
1:A:168:ILE:HA	1:A:330:ILE:O	2.09	0.52

Continued on next page...

Continued from previous page...

Atom-1	Atom-2	Interatomic distance (Å)	Clash overlap (Å)
1:A:275:LEU:O	1:A:278:ARG:N	2.38	0.52
1:A:412:ASP:C	1:A:414:ASP:N	2.62	0.52
1:C:53:ILE:C	1:C:60:TYR:HA	2.29	0.52
2:D:6:VAL:N	2:D:15:VAL:HA	2.19	0.52
2:F:453:VAL:O	2:F:456:ALA:HB3	2.10	0.52
1:A:199:GLY:HA2	1:A:227:THR:C	2.30	0.52
1:C:234:LEU:O	1:C:238:ALA:HB2	2.10	0.52
2:F:351:GLN:HA	2:F:354:TYR:CB	2.39	0.52
3:G:35:GLN:O	3:G:38:MET:N	2.43	0.52
1:C:484:GLN:O	1:C:488:GLN:N	2.19	0.52
8:U:24:ALA:N	8:V:25:ALA:HB1	2.24	0.52
1:B:268:VAL:HA	1:B:271:ARG:CB	2.39	0.52
1:C:265:LYS:O	1:C:269:ALA:HB3	2.07	0.52
2:D:346:PRO:HA	2:D:354:TYR:CB	2.40	0.52
2:D:422:ASP:O	2:D:427:PHE:N	2.43	0.52
7:L:23:SER:HA	7:L:26:ARG:CB	2.40	0.52
1:C:49:GLN:HA	2:D:61:GLY:N	2.25	0.52
2:F:346:PRO:HA	2:F:354:TYR:CB	2.40	0.52
2:F:422:ASP:O	2:F:427:PHE:N	2.43	0.52
3:G:71:ASP:N	3:G:162:GLY:HA2	2.21	0.52
5:I:102:VAL:CB	5:J:99:THR:HA	2.40	0.52
1:A:172:GLN:N	9:A:601:ATP:PB	2.82	0.52
1:B:54:SER:H	1:B:91:THR:CB	2.23	0.52
1:B:145:PRO:CB	1:B:381:ALA:HB1	2.40	0.52
1:B:384:LYS:CB	1:B:492:TYR:H	2.23	0.52
2:E:326:ALA:O	2:E:329:GLY:N	2.38	0.52
2:E:401:SER:CB	2:E:445:MET:H	2.21	0.52
2:F:94:PRO:CB	2:F:100:GLU:H	2.22	0.52
6:K:94:TYR:O	6:K:97:LYS:N	2.42	0.52
7:L:79:MET:O	7:L:83:GLY:N	2.43	0.52
1:B:49:GLN:CB	2:F:61:GLY:H	2.23	0.51
1:C:461:LEU:O	1:C:464:ILE:N	2.44	0.51
2:D:2:THR:HA	2:D:18:PRO:N	2.25	0.51
2:D:94:PRO:CB	2:D:100:GLU:H	2.22	0.51
2:D:113:ALA:HA	2:D:280:GLU:O	2.11	0.51
2:E:336:PRO:O	2:E:338:ASP:N	2.43	0.51
5:I:98:ARG:CB	5:J:95:GLU:HA	2.39	0.51
1:A:29:GLY:CA	1:A:43:GLY:HA3	2.39	0.51
1:A:310:GLU:C	1:A:315:GLY:H	2.13	0.51
2:E:113:ALA:HB2	2:E:280:GLU:O	2.11	0.51
2:E:430:ILE:O	2:E:433:GLY:N	2.38	0.51

Continued on next page...

Continued from previous page...

Atom-1	Atom-2	Interatomic distance (Å)	Clash overlap (Å)
2:F:322:SER:CB	2:F:325:ILE:H	2.23	0.51
2:F:369:GLU:HA	2:F:373:ILE:H	1.75	0.51
7:L:106:ALA:CA	7:L:118:GLU:HA	2.40	0.51
1:A:166:LEU:O	1:A:353:ILE:N	2.43	0.51
1:C:170:ASP:O	9:C:601:ATP:O1B	2.28	0.51
2:D:94:PRO:C	2:D:99:GLY:H	2.13	0.51
8:M:18:GLY:O	8:V:20:ALA:HB1	2.02	0.51
8:Q:23:GLY:C	8:R:25:ALA:HB1	2.31	0.51
1:A:162:GLY:HA2	1:A:324:LEU:O	2.10	0.51
1:B:309:VAL:HA	1:B:319:GLY:CA	2.41	0.51
2:D:159:MET:O	2:D:163:ILE:N	2.33	0.51
1:B:63:ALA:HB2	1:B:73:ALA:HA	1.92	0.51
2:E:178:GLY:C	2:E:207:GLY:H	2.14	0.51
2:E:384:GLU:O	2:E:387:LYS:N	2.44	0.51
8:R:20:ALA:CA	8:S:18:GLY:O	2.56	0.51
1:B:144:GLN:O	1:B:160:GLY:HA2	2.10	0.51
1:B:267:ALA:O	1:B:270:TYR:N	2.44	0.51
1:B:356:GLU:O	1:B:367:ALA:HB1	2.11	0.51
2:D:453:VAL:O	2:D:456:ALA:HB3	2.10	0.51
5:J:115:ARG:O	5:J:119:GLU:CB	2.59	0.51
1:A:105:GLY:HA2	1:A:221:THR:O	2.11	0.51
1:A:174:GLY:N	9:A:601:ATP:O1B	2.43	0.51
2:D:322:SER:CB	2:D:325:ILE:H	2.23	0.51
2:D:369:GLU:HA	2:D:373:ILE:H	1.75	0.51
2:E:177:ALA:HB1	2:E:205:VAL:O	2.11	0.51
1:B:53:ILE:C	1:B:60:TYR:HA	2.31	0.51
1:B:454:GLY:O	1:B:458:ASP:N	2.32	0.51
2:F:142:GLY:HA3	2:F:284:SER:N	2.26	0.51
8:T:24:ALA:N	8:U:25:ALA:HB1	2.26	0.51
1:A:10:GLU:C	1:A:14:GLN:H	2.13	0.51
2:D:196:SER:C	2:D:198:VAL:H	2.14	0.51
2:D:383:SER:O	2:D:386:ASP:N	2.44	0.51
8:M:20:ALA:CA	8:N:18:GLY:O	2.56	0.51
1:B:356:GLU:H	1:B:369:ASN:N	2.10	0.51
2:F:94:PRO:C	2:F:99:GLY:H	2.14	0.51
7:L:107:GLU:O	7:L:116:LEU:HA	2.11	0.51
1:A:109:ASN:N	1:A:114:PRO:O	2.33	0.50
1:A:114:PRO:HA	1:A:119:GLY:CA	2.42	0.50
1:A:347:SER:CB	2:E:151:ALA:HB3	2.41	0.50
1:B:360:PHE:CB	1:B:367:ALA:HB2	2.41	0.50
1:B:385:ILE:H	1:B:491:GLY:HA2	1.75	0.50

Continued on next page...

Continued from previous page...

Atom-1	Atom-2	Interatomic distance (Å)	Clash overlap (Å)
1:B:424:GLY:O	1:B:428:THR:CB	2.59	0.50
2:D:142:GLY:HA3	2:D:284:SER:N	2.26	0.50
3:G:57:HIS:HA	3:G:197:ASP:O	2.11	0.50
8:O:20:ALA:CB	8:P:18:GLY:HA2	2.40	0.50
1:B:476:ASP:HA	1:B:479:HIS:O	2.12	0.50
2:D:326:ALA:N	2:D:333:ALA:O	2.44	0.50
2:F:113:ALA:HA	2:F:280:GLU:O	2.10	0.50
3:G:76:GLY:N	3:G:166:LYS:O	2.35	0.50
4:H:2:MET:CB	4:H:55:GLN:HA	2.41	0.50
7:L:34:ALA:O	7:L:37:VAL:N	2.44	0.50
7:L:126:ALA:O	7:L:129:GLU:N	2.42	0.50
8:P:20:ALA:HB1	8:Q:18:GLY:O	1.99	0.50
8:R:20:ALA:HB1	8:S:18:GLY:O	2.00	0.50
8:T:20:ALA:CB	8:U:18:GLY:HA2	2.40	0.50
1:A:308:TYR:HA	1:A:311:ALA:HB3	1.92	0.50
1:B:289:ASP:O	1:B:292:TYR:N	2.45	0.50
2:D:423:THR:HA	2:D:427:PHE:CB	2.42	0.50
2:F:326:ALA:N	2:F:333:ALA:O	2.44	0.50
3:G:133:VAL:O	4:H:98:LYS:HA	2.11	0.50
6:K:170:GLY:O	6:K:172:GLY:HA3	2.11	0.50
1:A:292:TYR:O	1:A:295:SER:CB	2.59	0.50
1:A:294:HIS:HA	1:A:298:LEU:CB	2.42	0.50
2:E:88:MET:HA	2:E:100:GLU:CB	2.42	0.50
2:F:165:ASN:HA	2:F:169:GLU:CB	2.42	0.50
2:F:383:SER:O	2:F:386:ASP:N	2.44	0.50
1:A:50:GLY:HA2	1:A:63:ALA:O	2.12	0.50
1:A:366:PRO:N	1:A:432:LYS:HA	2.26	0.50
1:A:413:LEU:CB	1:A:416:ALA:HB3	2.41	0.50
1:B:175:LYS:O	1:B:179:ALA:HB2	2.11	0.50
2:E:160:MET:O	2:E:163:ILE:N	2.45	0.50
2:E:455:LYS:O	2:E:458:LYS:N	2.45	0.50
5:I:32:ALA:HB2	6:K:71:VAL:CB	2.41	0.50
1:A:54:SER:HA	1:A:59:ARG:O	2.12	0.50
2:E:178:GLY:O	2:E:207:GLY:N	2.38	0.50
2:F:13:VAL:H	2:F:53:THR:N	2.01	0.50
2:F:105:GLU:O	2:F:107:TRP:N	2.45	0.50
4:H:71:VAL:HA	4:H:75:ASN:O	2.12	0.50
8:M:25:ALA:HB1	8:V:23:GLY:C	2.31	0.50
8:P:23:GLY:C	8:Q:25:ALA:HB1	2.32	0.50
1:A:115:ILE:N	1:A:119:GLY:HA2	2.17	0.50
1:A:415:ASP:CA	1:A:419:ASN:H	2.25	0.50

Continued on next page...

Continued from previous page...

Atom-1	Atom-2	Interatomic distance (Å)	Clash overlap (Å)
1:B:149:GLY:HA2	1:B:438:PRO:HA	1.93	0.50
2:D:13:VAL:H	2:D:53:THR:N	2.01	0.50
1:A:173:THR:C	9:A:601:ATP:H8	2.14	0.50
1:B:105:GLY:HA2	1:B:221:THR:O	2.12	0.50
1:B:174:GLY:H	9:B:601:ATP:PA	2.33	0.50
1:C:53:ILE:O	1:C:61:ALA:N	2.32	0.50
2:D:244:ILE:O	2:D:247:TYR:N	2.45	0.50
2:E:388:LEU:O	2:E:391:ALA:HB3	2.11	0.50
6:K:76:GLN:C	6:K:79:ILE:H	2.15	0.50
6:K:187:ALA:HB1	6:K:192:ASN:CB	2.42	0.50
8:U:23:GLY:C	8:V:25:ALA:HB1	2.32	0.50
1:B:266:GLN:O	1:B:269:ALA:HB3	2.12	0.50
1:B:337:VAL:HA	1:B:342:PRO:CB	2.42	0.50
1:B:408:GLN:CB	4:H:126:ALA:HB2	2.41	0.50
1:C:177:ALA:N	9:C:601:ATP:O1A	2.43	0.50
2:D:165:ASN:HA	2:D:169:GLU:CB	2.42	0.50
2:F:349:VAL:CB	2:F:353:HIS:H	2.25	0.50
2:F:392:ARG:HA	2:F:396:ILE:CB	2.42	0.50
7:L:151:ILE:HA	7:L:154:ALA:HB3	1.93	0.50
8:O:24:ALA:N	8:P:25:ALA:HB1	2.26	0.50
1:A:10:GLU:HA	1:A:13:LYS:N	2.22	0.49
1:A:97:VAL:C	1:A:127:SER:H	2.13	0.49
1:C:247:GLU:O	1:C:251:ASP:N	2.45	0.49
2:D:163:ILE:O	2:D:168:ILE:N	2.45	0.49
2:D:349:VAL:CB	2:D:353:HIS:H	2.25	0.49
2:E:183:THR:O	2:E:186:GLY:N	2.45	0.49
2:E:263:SER:CA	2:E:269:PRO:HA	2.42	0.49
9:A:601:ATP:O3B	9:A:601:ATP:O1A	2.30	0.49
1:B:176:THR:N	9:B:601:ATP:O1G	2.45	0.49
1:C:166:LEU:N	1:C:351:GLY:O	2.44	0.49
2:E:326:ALA:C	2:E:329:GLY:H	2.14	0.49
2:F:244:ILE:O	2:F:247:TYR:N	2.45	0.49
2:E:194:THR:C	2:E:197:ASN:H	2.15	0.49
2:F:159:MET:O	2:F:163:ILE:N	2.33	0.49
4:H:1:ALA:H3	4:H:53:VAL:C	2.15	0.49
5:I:54:LEU:CB	5:J:51:HIS:HA	2.42	0.49
7:L:95:PHE:C	7:L:98:LEU:H	2.15	0.49
1:A:281:PRO:CA	1:A:285:ALA:HA	2.42	0.49
1:C:148:THR:O	1:C:182:ALA:HB2	2.13	0.49
1:C:507:PHE:HA	1:C:510:THR:O	2.12	0.49
3:G:3:ALA:O	3:G:5:ASP:N	2.45	0.49

Continued on next page...

Continued from previous page...

Atom-1	Atom-2	Interatomic distance (Å)	Clash overlap (Å)
1:A:97:VAL:N	1:A:127:SER:N	2.58	0.49
1:B:157:ILE:HA	1:B:378:GLY:HA2	1.94	0.49
1:B:173:THR:N	9:B:601:ATP:O3A	2.45	0.49
2:D:105:GLU:O	2:D:107:TRP:N	2.45	0.49
2:F:163:ILE:O	2:F:168:ILE:N	2.45	0.49
1:C:162:GLY:HA2	1:C:324:LEU:O	2.12	0.49
1:C:172:GLN:H	9:C:601:ATP:PG	2.35	0.49
1:C:173:THR:HA	9:C:601:ATP:O5'	2.13	0.49
1:C:310:GLU:C	1:C:315:GLY:H	2.16	0.49
2:D:392:ARG:HA	2:D:396:ILE:CB	2.42	0.49
2:E:28:ALA:N	2:E:74:PRO:HA	2.26	0.49
2:F:196:SER:C	2:F:198:VAL:H	2.14	0.49
3:G:176:ASN:H	3:G:179:SER:C	2.13	0.49
5:I:64:GLN:O	5:I:67:LYS:N	2.46	0.49
5:J:129:VAL:HA	5:J:132:ALA:CB	2.39	0.49
7:L:58:GLU:O	7:L:62:ALA:HB2	2.12	0.49
1:C:30:THR:HA	1:C:87:LYS:CA	2.43	0.49
1:C:289:ASP:HA	1:C:292:TYR:CB	2.43	0.49
2:F:423:THR:HA	2:F:427:PHE:CB	2.42	0.49
4:H:3:THR:CB	4:H:21:GLU:HA	2.42	0.49
7:L:19:VAL:C	7:L:22:GLN:H	2.16	0.49
1:B:177:ALA:N	9:B:601:ATP:O1A	2.40	0.49
1:B:249:PHE:O	1:B:254:GLU:N	2.46	0.49
2:D:19:GLN:O	2:D:49:GLY:N	2.46	0.49
3:G:70:ARG:CA	3:G:162:GLY:HA2	2.43	0.49
4:H:116:GLN:O	4:H:119:ALA:HB3	2.13	0.49
1:B:29:GLY:HA2	1:B:43:GLY:HA3	1.94	0.49
1:B:245:MET:O	1:B:248:TYR:N	2.42	0.49
1:B:486:ILE:O	1:B:489:THR:N	2.45	0.49
1:B:53:ILE:CB	1:B:90:ALA:HA	2.43	0.49
1:B:306:ALA:HA	1:B:320:LYS:O	2.13	0.49
2:F:19:GLN:O	2:F:49:GLY:N	2.46	0.49
4:H:48:GLY:C	4:H:63:TYR:HA	2.33	0.49
1:A:52:MET:H	1:A:94:ILE:N	2.11	0.48
1:C:165:GLU:HA	1:C:351:GLY:H	1.78	0.48
1:C:309:VAL:HA	1:C:313:THR:N	2.21	0.48
2:F:28:ALA:HA	2:F:41:GLU:HA	1.95	0.48
2:F:404:PHE:C	2:F:415:GLY:HA3	2.34	0.48
3:G:1:ALA:HB3	3:G:7:ARG:CB	2.43	0.48
1:A:253:GLY:CA	1:A:322:GLY:HA2	2.37	0.48
1:B:108:VAL:CA	1:B:114:PRO:HA	2.35	0.48

Continued on next page...

Continued from previous page...

Atom-1	Atom-2	Interatomic distance (Å)	Clash overlap (Å)
1:B:171:ARG:HA	9:B:601:ATP:PG	2.53	0.48
1:C:54:SER:HA	1:C:60:TYR:CA	2.41	0.48
2:E:78:PRO:HA	2:E:106:ARG:HA	1.94	0.48
1:A:149:GLY:HA2	1:A:439:MET:N	2.28	0.48
1:B:356:GLU:H	1:B:368:VAL:HA	1.78	0.48
1:C:49:GLN:N	2:D:61:GLY:HA2	2.28	0.48
1:C:51:GLU:CB	1:C:92:GLY:HA2	2.42	0.48
2:D:233:GLU:C	2:D:235:ARG:H	2.17	0.48
2:D:388:LEU:HA	2:D:391:ALA:HB3	1.95	0.48
2:E:179:VAL:HA	2:E:207:GLY:CA	2.43	0.48
3:G:28:ALA:O	3:G:31:MET:N	2.47	0.48
1:A:216:GLY:HA2	1:A:218:LEU:N	2.28	0.48
1:C:14:GLN:O	1:C:16:ILE:N	2.46	0.48
2:E:386:ASP:O	2:E:389:VAL:N	2.46	0.48
2:F:353:HIS:CB	2:F:357:ALA:HB3	2.43	0.48
4:H:9:VAL:O	4:H:79:LEU:HA	2.14	0.48
5:J:127:LEU:O	5:J:130:ALA:HB3	2.13	0.48
8:R:23:GLY:C	8:S:25:ALA:CB	2.82	0.48
8:S:24:ALA:N	8:T:25:ALA:HB1	2.28	0.48
1:A:29:GLY:C	1:A:88:VAL:H	2.16	0.48
1:A:397:LEU:O	1:A:401:ARG:CB	2.62	0.48
1:A:475:VAL:N	1:A:511:GLN:O	2.46	0.48
1:C:158:PRO:CB	1:C:381:ALA:HB3	2.44	0.48
1:C:212:LEU:O	1:C:216:GLY:HA2	2.12	0.48
1:C:357:THR:O	1:C:359:LEU:N	2.46	0.48
2:D:353:HIS:CB	2:D:357:ALA:HB3	2.43	0.48
2:D:404:PHE:C	2:D:415:GLY:HA3	2.34	0.48
2:E:263:SER:HA	2:E:269:PRO:HA	1.94	0.48
2:F:303:LEU:C	2:F:305:ASP:H	2.17	0.48
3:G:118:GLY:C	3:G:137:THR:HA	2.33	0.48
3:G:158:ALA:O	3:G:163:ARG:N	2.33	0.48
1:B:142:VAL:O	1:B:160:GLY:HA3	2.13	0.48
1:B:309:VAL:HA	1:B:319:GLY:HA2	1.95	0.48
1:C:50:GLY:HA2	1:C:64:LEU:HA	1.96	0.48
5:J:80:ASN:O	5:J:84:SER:CB	2.62	0.48
8:N:24:ALA:N	8:O:25:ALA:HB1	2.29	0.48
1:A:282:GLY:HA3	1:A:286:PHE:O	2.13	0.48
1:B:68:ARG:N	2:F:7:GLN:HA	2.29	0.48
1:B:417:THR:O	1:B:420:GLN:N	2.46	0.48
1:C:195:TYR:HA	1:C:259:ILE:O	2.14	0.48
2:D:305:ASP:O	2:D:309:ALA:N	2.36	0.48

Continued on next page...

Continued from previous page...

Atom-1	Atom-2	Interatomic distance (Å)	Clash overlap (Å)
3:G:66:TYR:C	3:G:69:ASP:H	2.14	0.48
1:A:238:ALA:O	1:A:241:ALA:HB3	2.13	0.48
1:A:352:GLN:N	1:A:374:VAL:O	2.38	0.48
1:B:174:GLY:N	9:B:601:ATP:PB	2.87	0.48
1:B:426:LYS:O	1:B:429:GLU:N	2.47	0.48
2:D:77:VAL:H	2:D:107:TRP:H	1.61	0.48
2:D:407:ALA:O	2:D:411:THR:N	2.47	0.48
2:F:306:PRO:HA	2:F:309:ALA:HB3	1.96	0.48
3:G:138:GLY:HA3	4:H:107:SER:C	2.34	0.48
6:K:95:HIS:HA	6:K:96:GLY:C	2.34	0.48
7:L:133:SER:HA	7:L:134:ARG:CB	2.44	0.48
1:C:129:VAL:O	1:C:243:ALA:HB3	2.13	0.48
2:F:398:ARG:O	2:F:444:TYR:HA	2.14	0.48
5:I:53:ASP:O	5:I:57:ALA:HB2	2.13	0.48
8:M:23:GLY:C	8:N:25:ALA:CB	2.82	0.48
1:A:158:PRO:CB	1:A:381:ALA:HB3	2.43	0.48
1:B:200:GLN:H	1:B:227:THR:HA	1.78	0.48
1:B:408:GLN:C	4:H:122:ALA:HA	2.34	0.48
1:C:28:GLU:CB	1:C:88:VAL:H	2.27	0.48
1:C:253:GLY:HA2	1:C:322:GLY:CA	2.44	0.48
2:D:353:HIS:HA	2:D:357:ALA:H	1.79	0.48
2:F:407:ALA:O	2:F:411:THR:N	2.47	0.48
7:L:135:LYS:C	7:L:137:LYS:H	2.17	0.48
8:M:20:ALA:HB1	8:N:18:GLY:O	2.00	0.48
1:A:171:ARG:C	1:A:173:THR:N	2.66	0.47
5:J:125:ALA:O	5:J:128:ALA:HB3	2.14	0.47
1:A:304:VAL:O	1:A:322:GLY:N	2.47	0.47
1:C:102:GLY:HA3	1:C:123:HIS:HA	1.96	0.47
2:D:28:ALA:HA	2:D:41:GLU:HA	1.95	0.47
2:D:78:PRO:CB	2:D:104:GLU:H	2.27	0.47
2:D:318:THR:O	2:D:339:SER:HA	2.14	0.47
2:E:220:ALA:O	2:E:223:GLY:N	2.46	0.47
2:E:230:PHE:O	2:E:233:GLU:N	2.47	0.47
2:E:244:ILE:N	2:E:296:VAL:HA	2.29	0.47
2:F:77:VAL:H	2:F:107:TRP:H	1.61	0.47
2:F:233:GLU:C	2:F:235:ARG:H	2.17	0.47
1:A:1:MET:H1	1:A:10:GLU:C	2.17	0.47
1:B:33:SER:HA	1:B:84:GLU:CB	2.43	0.47
1:B:53:ILE:HA	1:B:91:THR:N	2.28	0.47
1:B:149:GLY:HA2	1:B:438:PRO:C	2.35	0.47
1:B:268:VAL:C	1:B:271:ARG:H	2.18	0.47

Continued on next page...

Continued from previous page...

Atom-1	Atom-2	Interatomic distance (Å)	Clash overlap (Å)
2:D:180:GLY:H	2:D:208:GLN:N	2.12	0.47
3:G:81:SER:CB	3:G:121:GLY:N	2.78	0.47
1:A:207:ASN:O	1:A:210:ARG:N	2.48	0.47
1:C:30:THR:HA	1:C:87:LYS:N	2.30	0.47
1:C:173:THR:HA	9:C:601:ATP:C5'	2.44	0.47
1:C:255:ASP:HA	1:C:323:SER:CB	2.45	0.47
2:D:399:PHE:HA	2:D:443:PHE:O	2.14	0.47
2:D:430:ILE:HA	2:D:434:GLU:CB	2.44	0.47
2:F:78:PRO:CB	2:F:104:GLU:H	2.27	0.47
2:F:399:PHE:HA	2:F:443:PHE:O	2.14	0.47
2:F:430:ILE:HA	2:F:434:GLU:CB	2.44	0.47
1:A:6:THR:O	1:A:9:SER:N	2.45	0.47
1:B:52:MET:H	1:B:93:ARG:C	2.17	0.47
1:B:294:HIS:HA	1:B:297:LEU:CB	2.44	0.47
1:B:501:LYS:O	1:B:504:LEU:N	2.47	0.47
1:C:166:LEU:CB	1:C:352:GLN:HA	2.45	0.47
2:D:146:GLY:H	2:D:315:LEU:CA	2.27	0.47
2:F:318:THR:O	2:F:339:SER:HA	2.14	0.47
2:F:322:SER:N	2:F:335:ASP:N	2.63	0.47
2:D:163:ILE:O	2:D:167:ALA:HB3	2.14	0.47
2:D:306:PRO:HA	2:D:309:ALA:HB3	1.96	0.47
2:D:398:ARG:O	2:D:444:TYR:HA	2.14	0.47
1:A:174:GLY:N	9:A:601:ATP:PB	2.88	0.47
1:A:361:ASN:C	1:A:363:GLY:N	2.68	0.47
1:B:32:VAL:H	1:B:41:ILE:CA	2.05	0.47
1:C:16:ILE:O	7:L:75:LEU:N	2.47	0.47
1:C:274:SER:O	1:C:278:ARG:N	2.48	0.47
1:C:334:ALA:C	1:C:336:ASP:H	2.18	0.47
2:D:85:GLY:HA2	2:D:199:ILE:O	2.15	0.47
2:D:322:SER:N	2:D:335:ASP:N	2.63	0.47
2:F:2:THR:HA	2:F:17:PHE:CA	2.44	0.47
2:F:85:GLY:HA2	2:F:199:ILE:O	2.15	0.47
2:F:163:ILE:O	2:F:167:ALA:HB3	2.14	0.47
2:F:353:HIS:HA	2:F:357:ALA:H	1.79	0.47
2:F:388:LEU:HA	2:F:391:ALA:HB3	1.95	0.47
5:J:61:ALA:O	5:J:65:LEU:CB	2.63	0.47
8:R:12:ALA:O	8:S:14:ALA:HB2	2.15	0.47
1:A:10:GLU:HA	1:A:13:LYS:CB	2.45	0.47
1:A:172:GLN:HA	9:A:601:ATP:O1A	2.14	0.47
1:A:234:LEU:O	1:A:238:ALA:CB	2.59	0.47
1:B:158:PRO:CB	1:B:381:ALA:HB3	2.45	0.47

Continued on next page...

Continued from previous page...

Atom-1	Atom-2	Interatomic distance (Å)	Clash overlap (Å)
1:B:178:LEU:O	1:B:181:ASP:N	2.48	0.47
1:B:232:ALA:O	1:B:269:ALA:HB1	2.15	0.47
1:B:251:ASP:C	1:B:253:GLY:N	2.66	0.47
1:B:253:GLY:HA2	1:B:322:GLY:HA2	1.97	0.47
2:D:28:ALA:O	2:D:71:LEU:N	2.48	0.47
2:D:143:GLY:N	2:D:291:THR:HA	2.30	0.47
6:K:172:GLY:N	6:K:268:SER:HA	2.29	0.47
1:B:194:ILE:O	1:B:259:ILE:N	2.48	0.47
2:D:2:THR:HA	2:D:17:PHE:CA	2.45	0.47
2:D:113:ALA:HB2	2:D:280:GLU:CB	2.45	0.47
2:D:303:LEU:C	2:D:305:ASP:H	2.17	0.47
4:H:8:VAL:O	4:H:15:MET:N	2.47	0.47
1:B:359:LEU:O	1:B:363:GLY:N	2.48	0.47
1:C:247:GLU:CA	1:C:251:ASP:H	2.28	0.47
2:E:189:PHE:O	2:E:192:GLU:N	2.46	0.47
2:E:407:ALA:O	2:E:411:THR:N	2.48	0.47
2:F:243:ASN:HA	2:F:297:TYR:H	1.80	0.47
8:M:25:ALA:HB3	8:V:23:GLY:HA3	1.97	0.47
1:A:426:LYS:O	1:A:429:GLU:N	2.47	0.46
1:A:472:LEU:O	1:A:511:GLN:O	2.34	0.46
1:B:177:ALA:CB	9:B:601:ATP:H5'2	2.45	0.46
1:C:356:GLU:H	1:C:369:ASN:H	1.58	0.46
2:D:243:ASN:HA	2:D:297:TYR:H	1.80	0.46
3:G:135:GLN:N	4:H:101:ALA:HB2	2.29	0.46
8:Q:20:ALA:CA	8:R:18:GLY:O	2.62	0.46
8:Q:23:GLY:HA3	8:R:25:ALA:HB3	1.97	0.46
1:B:48:MET:HA	2:F:61:GLY:HA2	1.97	0.46
1:B:482:LEU:O	1:B:485:GLU:N	2.47	0.46
1:C:313:THR:CB	1:C:317:VAL:H	2.28	0.46
2:E:372:ASP:O	2:E:375:ALA:HB3	2.16	0.46
2:F:180:GLY:H	2:F:208:GLN:N	2.12	0.46
3:G:27:ALA:HB3	3:G:243:MET:HA	1.96	0.46
5:I:146:SER:CB	5:J:143:ALA:HB1	2.45	0.46
1:A:266:GLN:HA	1:A:269:ALA:HB3	1.97	0.46
1:A:309:VAL:O	1:A:312:PHE:N	2.48	0.46
1:B:306:ALA:HB1	1:B:319:GLY:O	2.16	0.46
1:C:250:ARG:H	1:C:256:ALA:HB2	1.80	0.46
1:C:250:ARG:N	1:C:256:ALA:HB2	2.30	0.46
1:A:108:VAL:HA	1:A:113:ALA:O	2.15	0.46
1:A:193:ALA:HA	1:A:257:LEU:C	2.36	0.46
1:A:333:GLN:C	1:A:335:GLY:N	2.69	0.46

Continued on next page...

Continued from previous page...

Atom-1	Atom-2	Interatomic distance (Å)	Clash overlap (Å)
2:D:350:GLY:O	2:D:354:TYR:N	2.36	0.46
2:F:178:GLY:O	2:F:206:TYR:HA	2.16	0.46
3:G:114:LEU:N	3:G:131:ASN:O	2.42	0.46
5:J:37:GLN:O	5:J:41:ALA:CB	2.64	0.46
7:L:112:SER:HA	7:L:138:LEU:CB	2.45	0.46
1:A:250:ARG:N	1:A:256:ALA:HB2	2.30	0.46
1:C:236:TYR:HA	1:C:266:GLN:CB	2.45	0.46
1:C:251:ASP:C	1:C:253:GLY:H	2.19	0.46
2:D:212:PRO:O	2:D:216:ARG:N	2.29	0.46
2:F:42:VAL:HA	2:F:53:THR:CB	2.46	0.46
3:G:118:GLY:CA	3:G:137:THR:HA	2.45	0.46
8:U:20:ALA:CA	8:V:18:GLY:O	2.63	0.46
1:A:149:GLY:HA2	1:A:439:MET:H	1.81	0.46
1:A:174:GLY:HA2	1:A:178:LEU:H	1.80	0.46
1:C:196:VAL:N	1:C:259:ILE:O	2.46	0.46
9:C:601:ATP:H5'2	9:C:601:ATP:H8	1.81	0.46
2:E:-3:HIS:HA	2:E:71:LEU:CA	2.37	0.46
2:E:93:GLU:O	2:E:95:VAL:N	2.49	0.46
2:E:306:PRO:O	2:E:310:THR:CB	2.62	0.46
2:F:28:ALA:O	2:F:71:LEU:N	2.48	0.46
3:G:267:ALA:HA	3:G:270:ALA:HB3	1.97	0.46
1:A:52:MET:CB	1:A:94:ILE:HA	2.46	0.46
1:A:182:ALA:O	1:A:186:GLN:N	2.48	0.46
1:A:306:ALA:CA	1:A:319:GLY:HA2	2.46	0.46
1:B:217:ALA:C	1:B:219:ALA:H	2.18	0.46
2:D:456:ALA:C	2:D:459:LEU:H	2.19	0.46
2:F:113:ALA:HB2	2:F:280:GLU:CB	2.45	0.46
2:F:137:ALA:HB2	2:F:340:THR:HA	1.97	0.46
2:F:145:VAL:HA	2:F:315:LEU:HA	1.98	0.46
1:B:30:THR:O	1:B:42:HIS:N	2.40	0.46
1:B:353:ILE:HA	1:B:373:SER:CA	2.42	0.46
1:B:421:LEU:C	1:B:425:GLN:H	2.19	0.46
1:C:459:VAL:O	1:C:461:LEU:N	2.49	0.46
2:D:42:VAL:HA	2:D:53:THR:CB	2.46	0.46
2:E:2:THR:N	2:E:68:VAL:O	2.48	0.46
2:E:89:ASN:N	2:E:95:VAL:H	2.13	0.46
2:E:326:ALA:N	2:E:333:ALA:HA	2.30	0.46
2:F:305:ASP:O	2:F:309:ALA:N	2.36	0.46
2:D:137:ALA:HB2	2:D:340:THR:HA	1.97	0.46
2:E:81:LYS:O	2:E:84:LEU:CB	2.64	0.46
2:E:408:GLU:HA	2:E:413:SER:C	2.36	0.46

Continued on next page...

Continued from previous page...

Atom-1	Atom-2	Interatomic distance (Å)	Clash overlap (Å)
2:F:456:ALA:C	2:F:459:LEU:H	2.19	0.46
4:H:48:GLY:H	4:H:64:LEU:N	2.14	0.46
4:H:112:VAL:O	4:H:116:GLN:CB	2.64	0.46
1:A:179:ALA:O	1:A:181:ASP:N	2.49	0.46
1:C:407:SER:O	1:C:411:SER:HA	2.16	0.46
2:E:151:ALA:HA	10:E:601:ADP:O1B	2.15	0.46
2:E:252:THR:CB	2:E:267:TYR:HA	2.46	0.46
2:F:-4:HIS:O	2:F:-3:HIS:CB	2.63	0.46
1:A:181:ASP:CB	1:A:436:TYR:HA	2.46	0.45
1:B:98:PRO:HA	1:B:126:PHE:HA	1.97	0.45
1:B:255:ASP:HA	1:B:323:SER:O	2.17	0.45
2:D:178:GLY:O	2:D:206:TYR:HA	2.16	0.45
2:E:131:LYS:H	2:E:418:VAL:CB	2.29	0.45
3:G:41:SER:HA	4:H:12:GLU:O	2.15	0.45
8:U:23:GLY:HA3	8:V:25:ALA:HB3	1.97	0.45
1:A:340:PHE:HA	1:A:343:THR:CB	2.46	0.45
1:B:139:ARG:HA	1:B:303:ARG:O	2.16	0.45
1:B:302:ALA:H	1:B:324:LEU:CB	2.29	0.45
1:C:383:THR:N	1:C:387:LYS:H	2.13	0.45
2:D:148:PHE:H	2:D:319:VAL:CB	2.29	0.45
2:D:448:SER:O	2:D:450:GLU:N	2.49	0.45
2:F:146:GLY:H	2:F:315:LEU:CA	2.27	0.45
4:H:31:GLU:O	8:P:42:GLN:CA	2.64	0.45
7:L:75:LEU:O	7:L:78:VAL:N	2.49	0.45
1:B:136:VAL:C	1:B:138:GLU:H	2.19	0.45
1:C:18:GLN:HA	1:C:21:VAL:CA	2.47	0.45
1:C:173:THR:HA	1:C:174:GLY:HA2	1.75	0.45
1:C:281:PRO:CB	1:C:285:ALA:HA	2.45	0.45
2:D:-4:HIS:O	2:D:-3:HIS:CB	2.63	0.45
2:E:18:PRO:O	2:E:21:ALA:N	2.49	0.45
2:F:143:GLY:N	2:F:291:THR:HA	2.30	0.45
1:A:47:ALA:O	2:E:63:ARG:HA	2.15	0.45
1:C:107:VAL:O	1:C:113:ALA:HA	2.17	0.45
2:E:94:PRO:CB	2:E:99:GLY:HA2	2.46	0.45
2:F:448:SER:O	2:F:450:GLU:N	2.49	0.45
3:G:120:LYS:O	3:G:123:SER:CA	2.64	0.45
3:G:134:ALA:C	4:H:101:ALA:HB2	2.36	0.45
4:H:111:ASP:O	4:H:114:TYR:N	2.50	0.45
6:K:140:ARG:C	6:K:142:VAL:H	2.19	0.45
6:K:173:GLY:HA2	6:K:176:LYS:CB	2.46	0.45
1:A:250:ARG:HA	1:A:254:GLU:O	2.16	0.45

Continued on next page...

Continued from previous page...

Atom-1	Atom-2	Interatomic distance (Å)	Clash overlap (Å)
2:D:145:VAL:HA	2:D:315:LEU:HA	1.98	0.45
2:D:208:GLN:O	2:D:210:ASN:N	2.50	0.45
2:E:19:GLN:HA	2:E:48:GLY:CA	2.46	0.45
2:E:186:GLY:O	2:E:190:TYR:CB	2.64	0.45
5:J:108:GLU:O	5:J:111:ALA:HB3	2.16	0.45
1:A:103:LEU:HA	1:A:122:ASP:N	2.31	0.45
1:A:353:ILE:HA	1:A:373:SER:CB	2.46	0.45
1:A:359:LEU:HA	1:A:362:ALA:HB3	1.98	0.45
1:B:486:ILE:O	1:B:490:GLY:N	2.48	0.45
1:C:50:GLY:HA2	1:C:63:ALA:O	2.17	0.45
1:C:179:ALA:O	1:C:181:ASP:N	2.49	0.45
1:C:353:ILE:HA	1:C:373:SER:CB	2.47	0.45
2:D:117:GLU:O	2:D:120:SER:HA	2.17	0.45
2:E:129:GLY:C	2:E:418:VAL:H	2.19	0.45
2:F:86:ARG:CB	2:F:101:ILE:HA	2.47	0.45
3:G:171:SER:N	3:G:183:THR:O	2.49	0.45
5:J:126:ILE:HA	7:L:161:GLY:HA3	1.98	0.45
8:T:12:ALA:HB2	8:U:11:MET:HA	1.99	0.45
1:B:66:LEU:O	2:F:8:VAL:N	2.49	0.45
1:B:209:VAL:O	1:B:212:LEU:N	2.50	0.45
1:B:421:LEU:O	1:B:425:GLN:CB	2.64	0.45
1:C:236:TYR:HA	1:C:266:GLN:CA	2.45	0.45
2:D:88:MET:CB	2:D:92:GLY:HA2	2.47	0.45
8:M:12:ALA:O	8:N:14:ALA:HB2	2.15	0.45
8:P:23:GLY:HA3	8:Q:25:ALA:HB3	1.97	0.45
1:B:173:THR:N	9:B:601:ATP:PB	2.89	0.45
1:C:506:SER:C	1:C:511:GLN:HA	2.36	0.45
6:K:261:ILE:O	6:K:264:LEU:N	2.50	0.45
8:N:20:ALA:CA	8:O:18:GLY:O	2.62	0.45
8:O:12:ALA:HB2	8:P:11:MET:HA	1.99	0.45
1:B:369:ASN:O	1:B:373:SER:N	2.50	0.45
2:F:208:GLN:O	2:F:210:ASN:N	2.50	0.45
8:O:20:ALA:CA	8:P:18:GLY:O	2.61	0.45
8:Q:20:ALA:HB1	8:R:18:GLY:O	2.02	0.45
1:A:99:VAL:O	1:A:124:ASP:N	2.50	0.45
1:B:174:GLY:N	9:B:601:ATP:O1B	2.50	0.45
1:B:251:ASP:O	1:B:253:GLY:N	2.49	0.45
1:C:67:GLU:CB	1:C:71:VAL:HA	2.47	0.45
2:D:402:GLN:CB	2:D:447:GLY:HA2	2.47	0.45
2:F:29:LEU:O	2:F:39:VAL:HA	2.17	0.45
6:K:95:HIS:HA	6:K:98:SER:H	1.82	0.45

Continued on next page...

Continued from previous page...

Atom-1	Atom-2	Interatomic distance (Å)	Clash overlap (Å)
7:L:113:ALA:HA	7:L:140:ALA:HB3	1.99	0.45
1:C:162:GLY:HA2	1:C:302:ALA:HA	1.98	0.44
1:C:288:GLY:O	1:C:291:PHE:N	2.50	0.44
1:C:351:GLY:CA	1:C:376:ARG:H	2.31	0.44
1:C:451:ALA:O	1:C:454:GLY:N	2.45	0.44
2:F:405:PHE:HA	2:F:414:PRO:O	2.17	0.44
7:L:5:THR:C	7:L:8:ARG:H	2.21	0.44
1:A:412:ASP:O	1:A:414:ASP:N	2.51	0.44
2:D:405:PHE:HA	2:D:414:PRO:O	2.17	0.44
2:F:173:TYR:H	2:F:235:ARG:C	2.20	0.44
3:G:158:ALA:O	3:G:162:GLY:N	2.50	0.44
4:H:52:ILE:O	4:H:59:GLU:CA	2.35	0.44
1:B:137:ILE:O	1:B:307:GLU:N	2.33	0.44
1:B:252:ARG:HA	1:B:312:PHE:CB	2.46	0.44
2:D:232:ASP:HA	2:D:287:THR:CB	2.48	0.44
2:D:404:PHE:CA	2:D:415:GLY:HA3	2.47	0.44
2:F:148:PHE:H	2:F:319:VAL:CB	2.29	0.44
5:J:126:ILE:HA	7:L:161:GLY:C	2.38	0.44
7:L:30:MET:CB	7:L:68:LEU:HA	2.48	0.44
7:L:72:GLY:O	7:L:76:ILE:CB	2.65	0.44
1:A:105:GLY:H	1:A:222:ILE:N	2.15	0.44
1:C:145:PRO:HA	1:C:159:ILE:O	2.17	0.44
1:C:476:ASP:O	1:C:479:HIS:N	2.50	0.44
2:D:86:ARG:CB	2:D:101:ILE:HA	2.47	0.44
2:D:404:PHE:O	2:D:407:ALA:N	2.51	0.44
2:E:351:GLN:CA	2:E:355:ASP:H	2.28	0.44
2:F:404:PHE:CA	2:F:415:GLY:HA3	2.47	0.44
4:H:1:ALA:H1	4:H:57:GLY:HA2	1.81	0.44
4:H:8:VAL:N	4:H:16:PHE:O	2.37	0.44
1:B:26:HIS:HA	1:B:27:ASN:CB	2.48	0.44
1:B:251:ASP:O	1:B:311:ALA:HB1	2.16	0.44
1:C:97:VAL:N	1:C:127:SER:N	2.61	0.44
1:C:183:ILE:HA	1:C:186:GLN:CB	2.48	0.44
1:C:294:HIS:HA	1:C:298:LEU:H	1.82	0.44
1:C:378:GLY:O	1:C:380:ALA:N	2.51	0.44
2:E:151:ALA:HA	10:E:601:ADP:PB	2.56	0.44
2:E:194:THR:O	2:E:197:ASN:N	2.45	0.44
2:E:235:ARG:O	2:E:289:SER:N	2.50	0.44
2:E:280:GLU:O	2:E:282:ILE:N	2.51	0.44
2:F:78:PRO:HA	2:F:105:GLU:O	2.17	0.44
2:F:404:PHE:O	2:F:407:ALA:N	2.51	0.44

Continued on next page...

Continued from previous page...

Atom-1	Atom-2	Interatomic distance (Å)	Clash overlap (Å)
2:F:408:GLU:CB	2:F:414:PRO:HA	2.47	0.44
3:G:274:GLN:O	3:G:277:THR:N	2.51	0.44
6:K:176:LYS:HA	6:K:179:THR:CB	2.47	0.44
7:L:138:LEU:O	7:L:142:ILE:N	2.51	0.44
8:M:18:GLY:O	8:V:20:ALA:CA	2.62	0.44
1:A:50:GLY:CA	1:A:63:ALA:HB3	2.48	0.44
1:B:247:GLU:O	1:B:249:PHE:N	2.51	0.44
1:C:453:ARG:C	1:C:455:TYR:N	2.71	0.44
2:D:6:VAL:H	2:D:15:VAL:CA	2.25	0.44
3:G:1:ALA:HA	3:G:4:LYS:CA	2.48	0.44
5:J:122:LYS:O	5:J:125:ALA:HB3	2.17	0.44
8:S:20:ALA:CA	8:T:18:GLY:O	2.62	0.44
1:A:52:MET:H	1:A:94:ILE:CA	2.30	0.44
9:B:601:ATP:O2B	9:B:601:ATP:O1A	2.35	0.44
1:C:169:GLY:C	1:C:332:THR:H	2.19	0.44
2:D:173:TYR:H	2:D:235:ARG:C	2.20	0.44
2:F:88:MET:CB	2:F:92:GLY:HA2	2.47	0.44
3:G:2:GLY:HA2	3:G:264:TYR:CA	2.47	0.44
1:A:4:ASN:C	1:A:6:THR:H	2.18	0.44
1:A:171:ARG:O	1:A:173:THR:N	2.51	0.44
1:B:292:TYR:O	1:B:296:ARG:N	2.49	0.44
2:F:350:GLY:O	2:F:354:TYR:N	2.36	0.44
2:F:402:GLN:CB	2:F:447:GLY:HA2	2.47	0.44
3:G:81:SER:CB	3:G:121:GLY:H	2.31	0.44
1:B:98:PRO:HA	1:B:125:GLY:C	2.37	0.44
1:C:173:THR:HA	9:C:601:ATP:H5'2	2.00	0.44
2:F:33:ASN:O	2:F:36:GLU:N	2.51	0.44
2:F:232:ASP:HA	2:F:287:THR:CB	2.47	0.44
4:H:42:LEU:HA	4:H:70:GLU:CB	2.48	0.44
7:L:12:LYS:O	7:L:16:ASP:CB	2.66	0.44
7:L:70:GLU:O	7:L:74:ASN:N	2.42	0.44
8:N:23:GLY:C	8:O:25:ALA:HB1	2.38	0.44
1:A:27:ASN:O	1:A:28:GLU:C	2.56	0.43
1:B:434:LYS:N	1:B:437:ALA:HB2	2.30	0.43
5:I:29:LEU:HA	5:I:32:ALA:HB3	1.99	0.43
7:L:35:ALA:O	7:L:39:LYS:CB	2.66	0.43
8:P:12:ALA:O	8:Q:14:ALA:HB2	2.17	0.43
8:T:20:ALA:CA	8:U:18:GLY:O	2.61	0.43
1:A:56:PRO:O	1:A:58:ASN:N	2.47	0.43
1:B:396:ALA:HA	1:B:399:GLN:CB	2.48	0.43
1:C:216:GLY:HA2	1:C:217:ALA:HA	1.70	0.43

Continued on next page...

Continued from previous page...

Atom-1	Atom-2	Interatomic distance (Å)	Clash overlap (Å)
1:C:282:GLY:HA3	1:C:287:PRO:HA	1.99	0.43
2:D:29:LEU:O	2:D:39:VAL:HA	2.17	0.43
2:D:33:ASN:O	2:D:36:GLU:N	2.51	0.43
2:F:351:GLN:O	2:F:352:GLU:C	2.55	0.43
8:S:23:GLY:C	8:T:25:ALA:HB1	2.38	0.43
2:D:408:GLU:CB	2:D:414:PRO:HA	2.47	0.43
2:F:443:PHE:HA	2:F:452:ALA:CB	2.48	0.43
3:G:220:ARG:O	3:G:224:GLU:CB	2.66	0.43
7:L:3:PHE:C	7:L:5:THR:N	2.72	0.43
1:A:174:GLY:O	1:A:175:LYS:C	2.56	0.43
1:B:118:LYS:C	1:B:120:PRO:N	2.71	0.43
1:B:152:ALA:HA	1:B:155:SER:CB	2.48	0.43
1:C:97:VAL:C	1:C:127:SER:H	2.18	0.43
1:C:253:GLY:HA3	1:C:320:LYS:CB	2.48	0.43
2:E:28:ALA:HB3	2:E:71:LEU:O	2.18	0.43
2:E:390:VAL:HA	2:E:393:ALA:HB3	1.99	0.43
2:F:369:GLU:O	2:F:374:ILE:N	2.48	0.43
2:F:389:VAL:HA	2:F:392:ARG:CB	2.48	0.43
5:J:13:ALA:O	5:J:17:PHE:CB	2.66	0.43
5:J:151:LYS:O	5:J:154:ALA:HB3	2.18	0.43
7:L:100:ALA:O	7:L:103:GLU:N	2.51	0.43
1:A:53:ILE:O	1:A:54:SER:C	2.57	0.43
1:C:109:ASN:CB	1:C:112:GLY:H	2.32	0.43
1:C:466:SER:O	1:C:469:ALA:HB3	2.19	0.43
2:D:78:PRO:HA	2:D:105:GLU:O	2.17	0.43
4:H:51:ARG:N	4:H:61:PHE:HA	2.34	0.43
1:C:367:ALA:HB2	9:C:601:ATP:N6	2.32	0.43
2:D:326:ALA:C	2:D:329:GLY:H	2.22	0.43
2:E:237:VAL:O	2:E:290:ILE:CA	2.45	0.43
2:E:247:TYR:O	2:E:250:ALA:HB3	2.17	0.43
1:B:108:VAL:HA	1:B:114:PRO:CA	2.38	0.43
1:C:422:ASP:HA	1:C:425:GLN:CB	2.49	0.43
1:C:507:PHE:N	1:C:511:GLN:HA	2.33	0.43
2:D:389:VAL:HA	2:D:392:ARG:CB	2.48	0.43
2:E:28:ALA:HB3	2:E:71:LEU:C	2.39	0.43
2:F:158:ASN:O	2:F:162:LEU:N	2.50	0.43
8:U:12:ALA:O	8:V:14:ALA:HB2	2.17	0.43
1:B:29:GLY:O	1:B:87:LYS:HA	2.18	0.43
1:B:292:TYR:HA	1:B:295:SER:CB	2.49	0.43
2:D:345:ASP:O	2:D:354:TYR:N	2.52	0.43
3:G:206:LEU:H	4:H:41:LEU:HA	1.78	0.43

Continued on next page...

Continued from previous page...

Atom-1	Atom-2	Interatomic distance (Å)	Clash overlap (Å)
5:I:82:ARG:O	5:I:85:GLN:N	2.52	0.43
6:K:184:ASN:CB	6:K:190:PRO:HA	2.49	0.43
1:A:200:GLN:H	1:A:227:THR:HA	1.81	0.43
1:C:159:ILE:N	1:C:381:ALA:HB3	2.33	0.43
1:C:294:HIS:HA	1:C:298:LEU:CB	2.49	0.43
2:D:158:ASN:O	2:D:162:LEU:N	2.50	0.43
2:D:311:THR:O	2:D:315:LEU:N	2.52	0.43
2:E:255:SER:CB	2:E:262:PRO:HA	2.49	0.43
2:F:6:VAL:H	2:F:15:VAL:CA	2.25	0.43
2:F:311:THR:O	2:F:315:LEU:N	2.52	0.43
7:L:91:VAL:HA	7:L:94:GLN:CB	2.49	0.43
1:B:53:ILE:HA	1:B:91:THR:H	1.84	0.43
1:B:167:ILE:O	1:B:330:ILE:O	2.37	0.43
1:B:470:ALA:O	1:B:473:ALA:HB3	2.19	0.43
1:C:384:LYS:O	1:C:389:LEU:N	2.47	0.43
2:D:2:THR:HA	2:D:17:PHE:HA	2.01	0.43
2:D:180:GLY:H	2:D:208:GLN:H	1.67	0.43
2:E:83:THR:O	2:E:84:LEU:C	2.56	0.43
2:E:154:GLY:N	10:E:601:ADP:H5'1	2.31	0.43
2:E:345:ASP:O	2:E:348:VAL:N	2.51	0.43
2:F:326:ALA:C	2:F:329:GLY:H	2.22	0.43
2:F:345:ASP:O	2:F:354:TYR:N	2.52	0.43
1:B:105:GLY:HA2	1:B:221:THR:C	2.40	0.42
1:B:145:PRO:HA	1:B:159:ILE:O	2.19	0.42
1:B:464:ILE:O	1:B:468:GLU:CB	2.67	0.42
2:E:271:LEU:O	2:E:274:GLU:N	2.53	0.42
2:F:3:GLY:N	2:F:67:ASP:HA	2.34	0.42
2:F:96:ASP:H	2:F:99:GLY:HA3	1.84	0.42
6:K:191:VAL:O	6:K:195:LEU:CB	2.67	0.42
8:Q:12:ALA:O	8:R:14:ALA:HB2	2.19	0.42
1:A:422:ASP:C	1:A:425:GLN:H	2.22	0.42
1:B:383:THR:O	1:B:384:LYS:C	2.57	0.42
1:C:236:TYR:CA	1:C:266:GLN:HA	2.48	0.42
1:C:246:GLY:O	1:C:250:ARG:N	2.42	0.42
2:E:245:TYR:O	2:E:249:LEU:CB	2.67	0.42
2:E:405:PHE:O	2:E:414:PRO:HA	2.18	0.42
2:F:165:ASN:HA	2:F:169:GLU:N	2.35	0.42
3:G:34:SER:O	3:G:38:MET:CB	2.67	0.42
3:G:81:SER:N	3:G:118:GLY:HA3	2.34	0.42
4:H:2:MET:CA	4:H:55:GLN:HA	2.49	0.42
7:L:41:GLU:HA	7:L:44:ALA:HB3	2.01	0.42

Continued on next page...

Continued from previous page...

Atom-1	Atom-2	Interatomic distance (Å)	Clash overlap (Å)
1:A:247:GLU:O	1:A:248:TYR:C	2.58	0.42
1:A:414:ASP:O	1:A:418:ARG:N	2.31	0.42
1:A:507:PHE:CA	1:A:511:GLN:H	2.25	0.42
1:B:32:VAL:O	1:B:85:GLY:N	2.52	0.42
2:E:7:GLN:O	2:E:14:ASP:CB	2.68	0.42
6:K:52:LEU:HA	6:K:143:PRO:O	2.19	0.42
1:C:30:THR:CB	1:C:85:GLY:HA2	2.49	0.42
2:F:220:ALA:O	2:F:223:GLY:CA	2.67	0.42
3:G:74:ARG:HA	3:G:111:GLN:O	2.18	0.42
1:A:255:ASP:HA	1:A:323:SER:CB	2.49	0.42
1:A:383:THR:O	1:A:386:MET:N	2.52	0.42
1:A:418:ARG:O	1:A:420:GLN:N	2.52	0.42
1:B:310:GLU:HA	1:B:315:GLY:CA	2.50	0.42
1:C:53:ILE:C	1:C:61:ALA:H	2.17	0.42
1:C:116:ASP:CB	1:C:119:GLY:H	2.33	0.42
2:D:96:ASP:H	2:D:99:GLY:HA3	1.84	0.42
2:D:165:ASN:O	2:D:168:ILE:N	2.52	0.42
2:F:5:ILE:HA	2:F:15:VAL:CA	2.46	0.42
2:F:129:GLY:O	2:F:417:TYR:HA	2.20	0.42
3:G:205:TYR:HA	4:H:40:PRO:C	2.40	0.42
4:H:67:GLY:CA	4:H:81:ASP:H	2.32	0.42
7:L:75:LEU:C	7:L:78:VAL:H	2.22	0.42
1:B:453:ARG:C	1:B:455:TYR:H	2.22	0.42
1:C:28:GLU:HA	1:C:88:VAL:CB	2.50	0.42
1:C:359:LEU:CB	1:C:367:ALA:HA	2.50	0.42
3:G:200:HIS:O	3:G:201:LYS:C	2.57	0.42
7:L:56:LEU:O	7:L:60:PHE:CB	2.68	0.42
1:B:50:GLY:N	1:B:64:LEU:HA	2.35	0.42
1:B:255:ASP:HA	1:B:323:SER:CB	2.50	0.42
1:C:143:ASP:O	1:C:381:ALA:HB2	2.20	0.42
2:D:77:VAL:N	2:D:107:TRP:H	2.17	0.42
2:D:117:GLU:HA	2:D:121:ASN:H	1.84	0.42
2:D:129:GLY:O	2:D:417:TYR:HA	2.20	0.42
2:E:84:LEU:O	2:E:199:ILE:O	2.37	0.42
2:F:48:GLY:C	2:F:50:ILE:N	2.71	0.42
2:F:94:PRO:CA	2:F:100:GLU:H	2.33	0.42
1:A:247:GLU:HA	1:A:251:ASP:H	1.83	0.42
1:B:314:LYS:HA	1:B:315:GLY:HA2	1.74	0.42
1:B:447:VAL:O	1:B:449:PHE:N	2.53	0.42
1:C:338:SER:O	1:C:339:ALA:C	2.58	0.42
2:D:284:SER:HA	2:D:289:SER:CA	2.50	0.42

Continued on next page...

Continued from previous page...

Atom-1	Atom-2	Interatomic distance (Å)	Clash overlap (Å)
2:D:351:GLN:O	2:D:352:GLU:C	2.54	0.42
2:D:443:PHE:HA	2:D:452:ALA:CB	2.48	0.42
2:E:129:GLY:O	2:E:417:TYR:HA	2.19	0.42
2:F:77:VAL:N	2:F:107:TRP:H	2.17	0.42
2:F:87:ILE:N	2:F:99:GLY:O	2.53	0.42
2:F:284:SER:HA	2:F:289:SER:CA	2.50	0.42
3:G:76:GLY:CA	3:G:167:LEU:HA	2.49	0.42
1:A:250:ARG:H	1:A:256:ALA:HB2	1.83	0.42
1:B:252:ARG:C	1:B:254:GLU:H	2.23	0.42
1:B:370:PRO:C	1:B:372:ILE:H	2.22	0.42
2:D:29:LEU:HA	2:D:71:LEU:H	1.85	0.42
2:E:43:GLN:N	2:E:53:THR:HA	2.28	0.42
3:G:1:ALA:H2	3:G:7:ARG:H	1.68	0.42
7:L:122:ALA:C	7:L:124:ILE:H	2.22	0.42
1:A:304:VAL:H	1:A:322:GLY:C	2.24	0.42
1:B:306:ALA:HA	1:B:320:LYS:C	2.40	0.42
2:D:220:ALA:O	2:D:223:GLY:CA	2.67	0.42
2:F:18:PRO:O	2:F:20:ASP:N	2.53	0.42
3:G:200:HIS:O	3:G:202:SER:N	2.53	0.42
8:Q:23:GLY:C	8:R:25:ALA:CB	2.88	0.42
1:A:109:ASN:HA	1:A:225:VAL:CB	2.50	0.41
1:B:356:GLU:H	1:B:368:VAL:C	2.24	0.41
1:C:113:ALA:O	1:C:116:ASP:N	2.48	0.41
1:C:263:LEU:O	1:C:265:LYS:N	2.53	0.41
2:D:48:GLY:C	2:D:50:ILE:N	2.71	0.41
2:D:85:GLY:H	2:D:203:SER:N	2.18	0.41
2:D:192:GLU:O	2:D:195:ASP:N	2.53	0.41
2:D:330:ILE:O	2:D:333:ALA:HB2	2.19	0.41
2:F:3:GLY:H	2:F:67:ASP:HA	1.85	0.41
2:F:85:GLY:H	2:F:203:SER:N	2.18	0.41
2:F:165:ASN:O	2:F:168:ILE:N	2.52	0.41
5:J:102:VAL:O	5:J:105:ALA:HB3	2.20	0.41
1:A:251:ASP:C	1:A:253:GLY:H	2.24	0.41
1:B:352:GLN:O	1:B:374:VAL:N	2.30	0.41
1:B:400:TYR:O	1:B:404:ALA:N	2.47	0.41
1:C:451:ALA:C	1:C:454:GLY:H	2.22	0.41
2:D:0:MET:HA	2:D:69:LYS:CB	2.50	0.41
2:D:87:ILE:N	2:D:99:GLY:O	2.53	0.41
2:F:0:MET:HA	2:F:69:LYS:CB	2.50	0.41
2:F:2:THR:HA	2:F:17:PHE:HA	2.01	0.41
2:F:28:ALA:N	2:F:71:LEU:O	2.53	0.41

Continued on next page...

Continued from previous page...

Atom-1	Atom-2	Interatomic distance (Å)	Clash overlap (Å)
2:F:330:ILE:O	2:F:333:ALA:HB2	2.19	0.41
5:I:32:ALA:CB	6:K:71:VAL:CB	2.99	0.41
8:M:14:ALA:HB2	8:V:12:ALA:O	2.19	0.41
8:T:23:GLY:HA3	8:U:25:ALA:HB3	2.02	0.41
1:A:281:PRO:CB	1:A:285:ALA:HA	2.50	0.41
1:B:53:ILE:O	1:B:60:TYR:HA	2.20	0.41
1:B:333:GLN:C	1:B:335:GLY:H	2.23	0.41
1:C:167:ILE:HA	1:C:353:ILE:CB	2.49	0.41
2:D:3:GLY:N	2:D:67:ASP:HA	2.34	0.41
2:D:18:PRO:O	2:D:20:ASP:N	2.53	0.41
2:E:411:THR:O	2:E:412:GLY:C	2.58	0.41
2:E:435:TYR:C	2:E:437:HIS:N	2.70	0.41
2:F:11:ALA:O	2:F:54:ILE:HA	2.20	0.41
1:A:507:PHE:HA	1:A:511:GLN:N	2.27	0.41
1:B:54:SER:HA	1:B:60:TYR:CA	2.50	0.41
2:D:3:GLY:H	2:D:67:ASP:HA	1.85	0.41
2:D:11:ALA:O	2:D:54:ILE:HA	2.20	0.41
2:D:165:ASN:HA	2:D:169:GLU:N	2.34	0.41
2:D:196:SER:C	2:D:198:VAL:N	2.73	0.41
2:D:430:ILE:HA	2:D:434:GLU:O	2.21	0.41
2:F:29:LEU:HA	2:F:71:LEU:H	1.85	0.41
8:N:23:GLY:HA3	8:O:25:ALA:HB3	2.03	0.41
1:A:307:GLU:O	1:A:311:ALA:N	2.42	0.41
1:C:48:MET:CA	2:D:61:GLY:HA2	2.51	0.41
2:D:379:MET:O	2:D:382:LEU:N	2.53	0.41
2:F:192:GLU:O	2:F:195:ASP:N	2.53	0.41
3:G:81:SER:O	3:G:118:GLY:HA3	2.20	0.41
3:G:150:GLY:CA	4:H:90:ASP:HA	2.48	0.41
8:M:25:ALA:CB	8:V:23:GLY:C	2.88	0.41
8:O:23:GLY:HA3	8:P:25:ALA:HB3	2.03	0.41
1:A:6:THR:C	1:A:9:SER:H	2.23	0.41
1:A:18:GLN:O	1:A:20:ASN:N	2.53	0.41
1:B:226:ALA:HB1	1:B:230:GLU:CB	2.49	0.41
1:B:318:LYS:C	1:B:320:LYS:H	2.24	0.41
1:C:264:SER:C	1:C:267:ALA:H	2.20	0.41
1:C:447:VAL:O	1:C:451:ALA:HB3	2.20	0.41
2:D:28:ALA:N	2:D:71:LEU:O	2.53	0.41
2:D:148:PHE:O	2:D:320:VAL:HA	2.20	0.41
2:E:420:LEU:O	2:E:423:THR:N	2.54	0.41
2:F:94:PRO:HA	2:F:100:GLU:H	1.85	0.41
2:F:379:MET:O	2:F:382:LEU:N	2.53	0.41

Continued on next page...

Continued from previous page...

Atom-1	Atom-2	Interatomic distance (Å)	Clash overlap (Å)
3:G:153:LYS:HA	3:G:156:LEU:CB	2.49	0.41
1:A:448:LEU:O	1:A:449:PHE:C	2.59	0.41
1:C:15:ARG:HA	1:C:18:GLN:CA	2.50	0.41
2:D:94:PRO:CA	2:D:100:GLU:H	2.33	0.41
2:D:165:ASN:C	2:D:170:HIS:H	2.14	0.41
2:E:16:GLU:HA	2:E:50:ILE:CA	2.49	0.41
2:E:408:GLU:H	2:E:414:PRO:HA	1.85	0.41
8:P:23:GLY:C	8:Q:25:ALA:CB	2.89	0.41
1:B:247:GLU:HA	1:B:251:ASP:H	1.86	0.41
1:B:309:VAL:CA	1:B:319:GLY:HA2	2.49	0.41
2:E:229:LYS:O	2:E:233:GLU:CB	2.68	0.41
5:I:104:GLN:O	5:I:107:ALA:HB3	2.21	0.41
1:A:148:THR:O	1:A:182:ALA:HA	2.21	0.41
1:A:232:ALA:CA	1:A:236:TYR:H	2.31	0.41
1:A:311:ALA:O	1:A:314:LYS:N	2.54	0.41
1:A:422:ASP:HA	1:A:425:GLN:CB	2.51	0.41
1:B:461:LEU:O	1:B:464:ILE:N	2.54	0.41
1:C:171:ARG:O	1:C:173:THR:N	2.45	0.41
1:C:253:GLY:CA	1:C:322:GLY:HA2	2.49	0.41
2:D:-1:GLY:C	2:D:1:ALA:H	2.23	0.41
2:D:17:PHE:H	2:D:49:GLY:C	2.24	0.41
2:D:97:MET:O	2:D:98:LYS:C	2.59	0.41
2:E:27:ASP:HA	2:E:74:PRO:CA	2.50	0.41
2:E:181:GLU:H	2:E:208:GLN:HA	1.86	0.41
2:E:407:ALA:O	2:E:411:THR:O	2.39	0.41
2:F:42:VAL:HA	2:F:53:THR:HA	2.03	0.41
2:F:180:GLY:H	2:F:208:GLN:H	1.67	0.41
2:F:196:SER:C	2:F:198:VAL:N	2.73	0.41
2:F:231:ARG:H	2:F:237:VAL:CB	2.34	0.41
3:G:81:SER:H	3:G:118:GLY:HA3	1.86	0.41
3:G:121:GLY:HA2	3:G:124:PHE:CB	2.50	0.41
6:K:104:LEU:O	6:K:108:ILE:CB	2.69	0.41
7:L:17:PHE:O	7:L:21:HIS:N	2.37	0.41
7:L:106:ALA:N	7:L:119:GLN:H	2.19	0.41
8:U:23:GLY:C	8:V:25:ALA:CB	2.89	0.41
2:D:42:VAL:HA	2:D:53:THR:HA	2.03	0.41
2:D:440:GLU:O	2:D:443:PHE:N	2.54	0.41
2:F:148:PHE:O	2:F:320:VAL:HA	2.20	0.41
4:H:97:ALA:O	4:H:101:ALA:N	2.42	0.41
2:E:30:GLU:H	2:E:70:ASP:CA	2.34	0.40
2:F:129:GLY:CA	2:F:418:VAL:H	2.34	0.40

Continued on next page...

Continued from previous page...

Atom-1	Atom-2	Interatomic distance (Å)	Clash overlap (Å)
4:H:88:ASP:C	4:H:92:ALA:H	2.24	0.40
8:O:23:GLY:C	8:P:25:ALA:HB1	2.42	0.40
8:P:20:ALA:CA	8:Q:18:GLY:O	2.63	0.40
1:A:177:ALA:N	9:A:601:ATP:O2B	2.48	0.40
1:A:454:GLY:C	1:A:457:ALA:H	2.23	0.40
1:A:471:LEU:O	1:A:474:TYR:N	2.55	0.40
1:B:182:ALA:O	1:B:184:ILE:N	2.53	0.40
1:B:370:PRO:C	1:B:372:ILE:N	2.75	0.40
1:B:383:THR:O	1:B:386:MET:N	2.53	0.40
1:C:359:LEU:HA	1:C:362:ALA:CB	2.41	0.40
2:D:231:ARG:H	2:D:237:VAL:CB	2.34	0.40
2:D:278:LEU:O	2:D:281:ARG:N	2.49	0.40
2:F:97:MET:O	2:F:98:LYS:C	2.58	0.40
4:H:54:LYS:O	4:H:55:GLN:C	2.59	0.40
4:H:89:LEU:N	4:H:92:ALA:H	2.19	0.40
8:S:23:GLY:HA3	8:T:25:ALA:HB3	2.02	0.40
1:B:474:TYR:O	1:B:475:VAL:C	2.60	0.40
1:C:399:GLN:O	1:C:402:GLU:N	2.54	0.40
2:D:363:ILE:C	2:D:366:ARG:H	2.25	0.40
2:E:83:THR:O	2:E:86:ARG:N	2.54	0.40
2:E:387:LYS:O	2:E:391:ALA:CB	2.67	0.40
2:F:430:ILE:HA	2:F:434:GLU:O	2.21	0.40
5:I:76:ILE:CB	5:J:73:GLN:HA	2.51	0.40
7:L:151:ILE:HA	7:L:154:ALA:CB	2.52	0.40
1:A:50:GLY:N	1:A:63:ALA:HB3	2.37	0.40
1:A:174:GLY:O	1:A:177:ALA:N	2.54	0.40
1:B:54:SER:CA	1:B:60:TYR:HA	2.49	0.40
1:B:178:LEU:N	9:B:601:ATP:C8	2.90	0.40
1:C:174:GLY:C	9:C:601:ATP:O1B	2.57	0.40
1:C:177:ALA:CB	9:C:601:ATP:H3'	2.51	0.40
1:C:209:VAL:C	1:C:212:LEU:H	2.24	0.40
1:C:360:PHE:HA	9:C:601:ATP:C6	2.57	0.40
1:C:500:LEU:O	1:C:504:LEU:CB	2.69	0.40
2:D:94:PRO:HA	2:D:100:GLU:H	1.85	0.40
2:D:240:PHE:HA	2:D:293:VAL:CB	2.52	0.40
2:D:369:GLU:O	2:D:374:ILE:N	2.48	0.40
2:D:406:VAL:O	2:D:410:PHE:N	2.54	0.40
2:E:175:VAL:CB	2:E:202:VAL:HA	2.52	0.40
3:G:97:LYS:O	3:G:100:ALA:HB3	2.21	0.40
4:H:118:SER:C	4:H:121:LEU:H	2.24	0.40
5:I:4:ASN:O	5:I:6:THR:N	2.53	0.40

Continued on next page...

Continued from previous page...

Atom-1	Atom-2	Interatomic distance (Å)	Clash overlap (Å)
1:A:32:VAL:H	1:A:41:ILE:HA	1.86	0.40
7:L:122:ALA:C	7:L:124:ILE:N	2.75	0.40

There are no symmetry-related clashes.

5.3 Torsion angles [i](#)

5.3.1 Protein backbone [i](#)

In the following table, the Percentiles column shows the percent Ramachandran outliers of the chain as a percentile score with respect to all PDB entries followed by that with respect to all EM entries.

The Analysed column shows the number of residues for which the backbone conformation was analysed, and the total number of residues.

Mol	Chain	Analysed	Favoured	Allowed	Outliers	Percentiles	
1	A	509/513 (99%)	436 (86%)	65 (13%)	8 (2%)	9	44
1	B	508/513 (99%)	436 (86%)	61 (12%)	11 (2%)	6	35
1	C	506/513 (99%)	427 (84%)	69 (14%)	10 (2%)	7	38
2	D	464/471 (98%)	394 (85%)	60 (13%)	10 (2%)	6	35
2	E	464/471 (98%)	394 (85%)	63 (14%)	7 (2%)	10	46
2	F	464/471 (98%)	394 (85%)	60 (13%)	10 (2%)	6	35
3	G	282/287 (98%)	245 (87%)	28 (10%)	9 (3%)	4	26
4	H	134/139 (96%)	117 (87%)	17 (13%)	0	100	100
5	I	153/155 (99%)	133 (87%)	19 (12%)	1 (1%)	22	63
5	J	153/155 (99%)	140 (92%)	13 (8%)	0	100	100
6	K	207/271 (76%)	193 (93%)	11 (5%)	3 (1%)	11	46
7	L	158/177 (89%)	133 (84%)	19 (12%)	6 (4%)	3	24
8	M	73/79 (92%)	73 (100%)	0	0	100	100
8	N	73/79 (92%)	73 (100%)	0	0	100	100
8	O	73/79 (92%)	73 (100%)	0	0	100	100
8	P	73/79 (92%)	73 (100%)	0	0	100	100
8	Q	73/79 (92%)	73 (100%)	0	0	100	100
8	R	73/79 (92%)	73 (100%)	0	0	100	100

Continued on next page...

Continued from previous page...

Mol	Chain	Analysed	Favoured	Allowed	Outliers	Percentiles	
8	S	73/79 (92%)	73 (100%)	0	0	100	100
8	T	73/79 (92%)	73 (100%)	0	0	100	100
8	U	73/79 (92%)	73 (100%)	0	0	100	100
8	V	73/79 (92%)	73 (100%)	0	0	100	100
All	All	4732/4926 (96%)	4172 (88%)	485 (10%)	75 (2%)	13	44

All (75) Ramachandran outliers are listed below:

Mol	Chain	Res	Type
1	B	441	VAL
1	C	22	VAL
2	D	75	ILE
2	F	75	ILE
6	K	141	VAL
7	L	4	ILE
7	L	136	VAL
1	B	22	VAL
1	B	137	ILE
1	C	393	ILE
2	D	348	VAL
2	F	348	VAL
1	B	478	ASP
1	C	416	ALA
2	D	-4	HIS
2	D	6	VAL
2	E	170	HIS
2	E	233	GLU
2	F	-4	HIS
2	F	6	VAL
3	G	165	ASP
1	A	27	ASN
1	C	8	ILE
1	C	9	SER
2	D	287	THR
2	E	395	LYS
2	F	120	SER
2	F	287	THR
3	G	120	LYS
3	G	124	PHE
7	L	142	ILE
1	A	5	SER

Continued on next page...

Continued from previous page...

Mol	Chain	Res	Type
1	B	108	VAL
1	B	291	PHE
1	B	393	ILE
1	B	467	PHE
1	C	233	ALA
1	C	399	GLN
2	D	122	SER
2	E	1	ALA
2	F	122	SER
3	G	87	ALA
3	G	178	MET
3	G	195	ASP
6	K	67	ALA
6	K	118	MET
7	L	47	LEU
1	A	45	ALA
1	A	172	GLN
1	A	393	ILE
1	B	217	ALA
1	C	175	LYS
2	D	1	ALA
2	D	304	THR
2	E	200	ASP
2	F	304	THR
3	G	4	LYS
3	G	9	LYS
3	G	157	GLN
7	L	63	VAL
1	A	345	VAL
1	C	290	VAL
1	B	32	VAL
1	B	159	ILE
2	E	376	ILE
5	I	86	ILE
1	A	32	VAL
1	C	159	ILE
2	D	254	VAL
2	D	299	PRO
2	F	254	VAL
7	L	111	ILE
1	A	115	ILE
2	E	265	VAL

Continued on next page...

Continued from previous page...

Mol	Chain	Res	Type
2	F	299	PRO

5.3.2 Protein sidechains [i](#)

There are no protein residues with a non-rotameric sidechain to report in this entry.

5.3.3 RNA [i](#)

There are no RNA molecules in this entry.

5.4 Non-standard residues in protein, DNA, RNA chains [i](#)

There are no non-standard protein/DNA/RNA residues in this entry.

5.5 Carbohydrates [i](#)

There are no monosaccharides in this entry.

5.6 Ligand geometry [i](#)

4 ligands are modelled in this entry.

In the following table, the Counts columns list the number of bonds (or angles) for which Mogul statistics could be retrieved, the number of bonds (or angles) that are observed in the model and the number of bonds (or angles) that are defined in the Chemical Component Dictionary. The Link column lists molecule types, if any, to which the group is linked. The Z score for a bond length (or angle) is the number of standard deviations the observed value is removed from the expected value. A bond length (or angle) with $|Z| > 2$ is considered an outlier worth inspection. RMSZ is the root-mean-square of all Z scores of the bond lengths (or angles).

Mol	Type	Chain	Res	Link	Bond lengths			Bond angles		
					Counts	RMSZ	# Z > 2	Counts	RMSZ	# Z > 2
9	ATP	B	601	-	26,33,33	1.01	2 (7%)	31,52,52	2.11	7 (22%)
10	ADP	E	601	-	24,29,29	0.96	1 (4%)	29,45,45	1.88	7 (24%)
9	ATP	C	601	-	26,33,33	1.03	1 (3%)	31,52,52	2.02	9 (29%)
9	ATP	A	601	-	26,33,33	1.01	2 (7%)	31,52,52	2.23	6 (19%)

In the following table, the Chirals column lists the number of chiral outliers, the number of chiral centers analysed, the number of these observed in the model and the number defined in the

Chemical Component Dictionary. Similar counts are reported in the Torsion and Rings columns. '-' means no outliers of that kind were identified.

Mol	Type	Chain	Res	Link	Chirals	Torsions	Rings
9	ATP	B	601	-	-	4/18/38/38	0/3/3/3
10	ADP	E	601	-	-	3/12/32/32	0/3/3/3
9	ATP	C	601	-	-	6/18/38/38	0/3/3/3
9	ATP	A	601	-	-	4/18/38/38	0/3/3/3

All (6) bond length outliers are listed below:

Mol	Chain	Res	Type	Atoms	Z	Observed(Å)	Ideal(Å)
9	C	601	ATP	C2'-C1'	-2.28	1.50	1.53
9	B	601	ATP	PB-O2B	-2.24	1.44	1.55
10	E	601	ADP	C5-C4	2.21	1.46	1.40
9	B	601	ATP	C5-C4	2.06	1.46	1.40
9	A	601	ATP	C5-C4	2.06	1.46	1.40
9	A	601	ATP	PB-O2B	-2.03	1.45	1.55

All (29) bond angle outliers are listed below:

Mol	Chain	Res	Type	Atoms	Z	Observed(°)	Ideal(°)
9	A	601	ATP	PA-O3A-PB	-7.10	108.46	132.83
9	B	601	ATP	PB-O3B-PG	-6.82	109.44	132.83
9	C	601	ATP	PA-O3A-PB	-6.30	111.20	132.83
10	E	601	ADP	PA-O3A-PB	-5.82	112.86	132.83
9	A	601	ATP	PB-O3B-PG	-5.73	113.17	132.83
9	B	601	ATP	PA-O3A-PB	-4.33	117.97	132.83
9	B	601	ATP	N3-C2-N1	-3.99	122.44	128.68
9	A	601	ATP	N3-C2-N1	-3.82	122.71	128.68
10	E	601	ADP	N3-C2-N1	-3.54	123.15	128.68
9	C	601	ATP	N3-C2-N1	-3.48	123.23	128.68
9	C	601	ATP	C1'-N9-C4	-3.06	121.26	126.64
9	C	601	ATP	PB-O3B-PG	-3.06	122.33	132.83
10	E	601	ADP	C3'-C2'-C1'	3.06	105.58	100.98
9	B	601	ATP	C2-N1-C6	2.81	123.57	118.75
9	B	601	ATP	C1'-N9-C4	-2.75	121.81	126.64
9	C	601	ATP	O4'-C1'-C2'	2.56	110.67	106.93
9	C	601	ATP	C4-C5-N7	-2.55	106.74	109.40
9	B	601	ATP	C4-C5-N7	-2.54	106.76	109.40
9	C	601	ATP	C2'-C3'-C4'	2.46	107.43	102.64
10	E	601	ADP	O3B-PB-O3A	-2.42	96.53	104.64
9	C	601	ATP	C2-N1-C6	2.25	122.61	118.75

Continued on next page...

Continued from previous page...

Mol	Chain	Res	Type	Atoms	Z	Observed(°)	Ideal(°)
10	E	601	ADP	O3B-PB-O1B	2.22	119.36	110.68
9	C	601	ATP	O3G-PG-O2G	2.21	116.10	107.64
10	E	601	ADP	O2A-PA-O1A	2.20	123.13	112.24
9	B	601	ATP	O3G-PG-O2G	2.19	116.01	107.64
9	A	601	ATP	C2-N1-C6	2.12	122.38	118.75
10	E	601	ADP	C5'-C4'-C3'	-2.09	107.35	115.18
9	A	601	ATP	O3G-PG-O2G	2.05	115.49	107.64
9	A	601	ATP	C4-C5-N7	-2.04	107.27	109.40

There are no chirality outliers.

All (17) torsion outliers are listed below:

Mol	Chain	Res	Type	Atoms
9	A	601	ATP	C5'-O5'-PA-O2A
9	B	601	ATP	C5'-O5'-PA-O2A
9	B	601	ATP	C5'-O5'-PA-O3A
9	C	601	ATP	C5'-O5'-PA-O3A
10	E	601	ADP	C5'-O5'-PA-O1A
10	E	601	ADP	C5'-O5'-PA-O3A
9	A	601	ATP	C5'-O5'-PA-O3A
9	B	601	ATP	PA-O3A-PB-O1B
9	C	601	ATP	PB-O3A-PA-O1A
9	A	601	ATP	C5'-O5'-PA-O1A
9	C	601	ATP	C5'-O5'-PA-O2A
10	E	601	ADP	C5'-O5'-PA-O2A
9	C	601	ATP	C3'-C4'-C5'-O5'
9	A	601	ATP	PG-O3B-PB-O1B
9	B	601	ATP	PA-O3A-PB-O2B
9	C	601	ATP	PG-O3B-PB-O1B
9	C	601	ATP	PB-O3A-PA-O2A

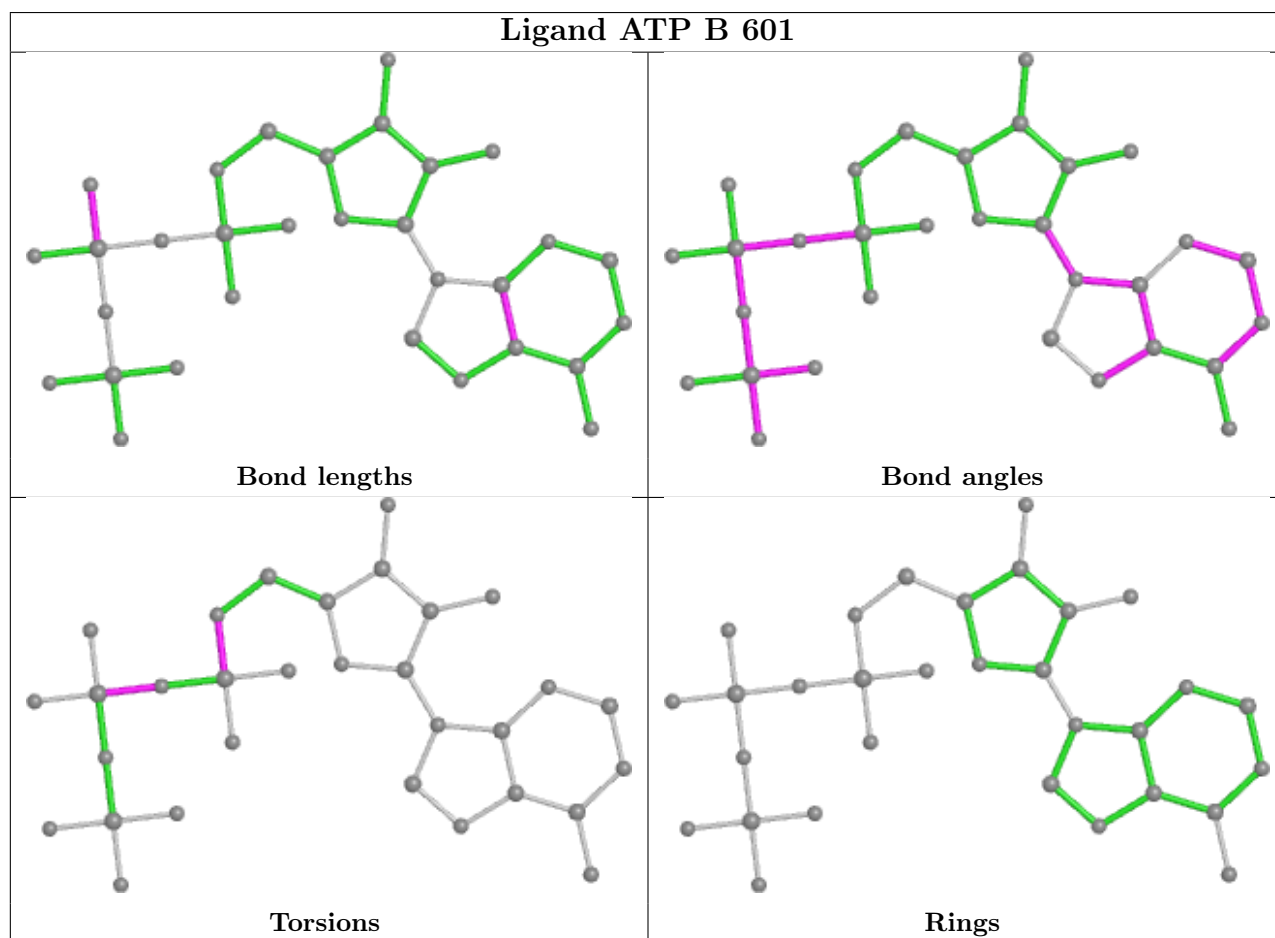
There are no ring outliers.

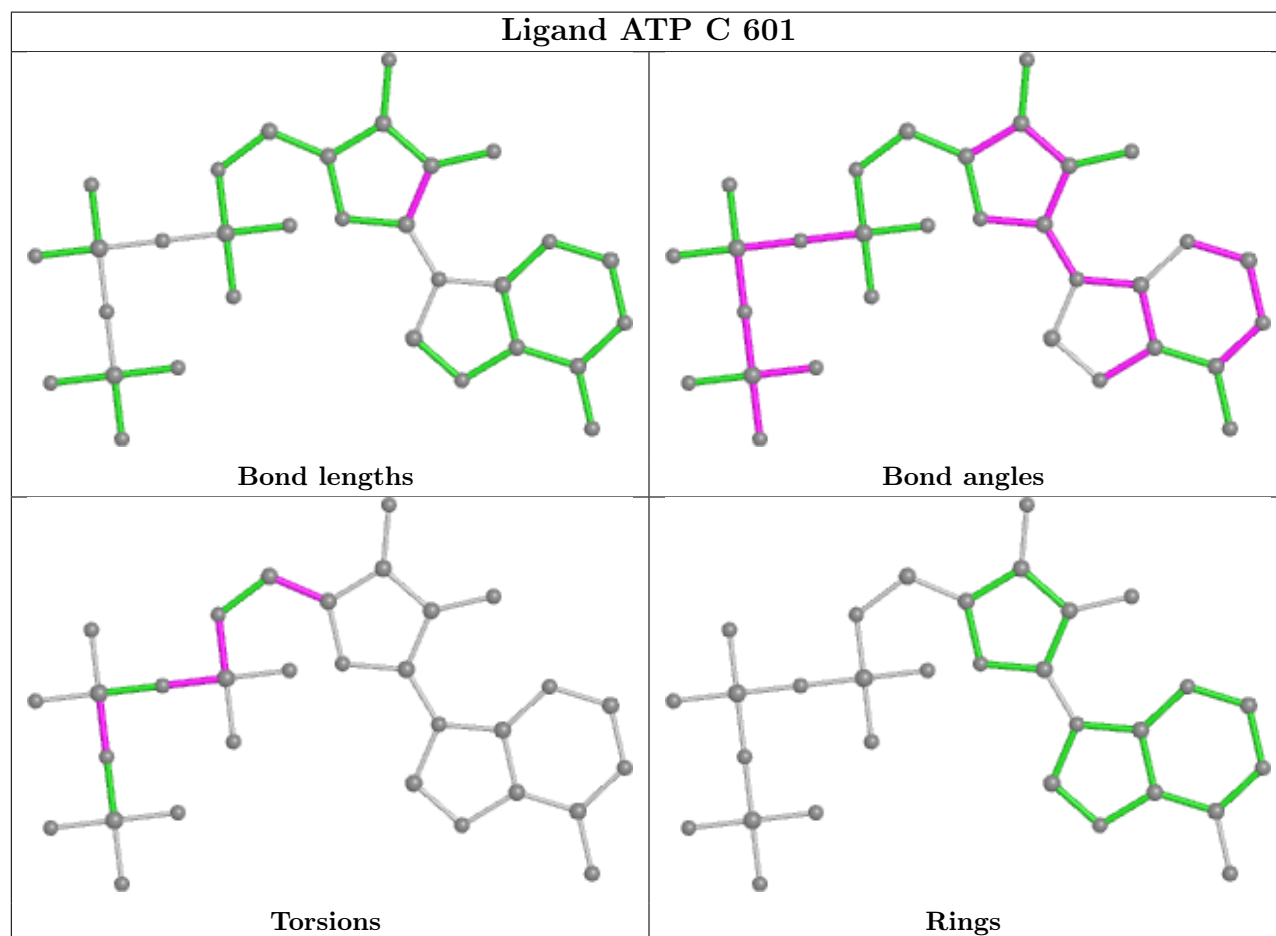
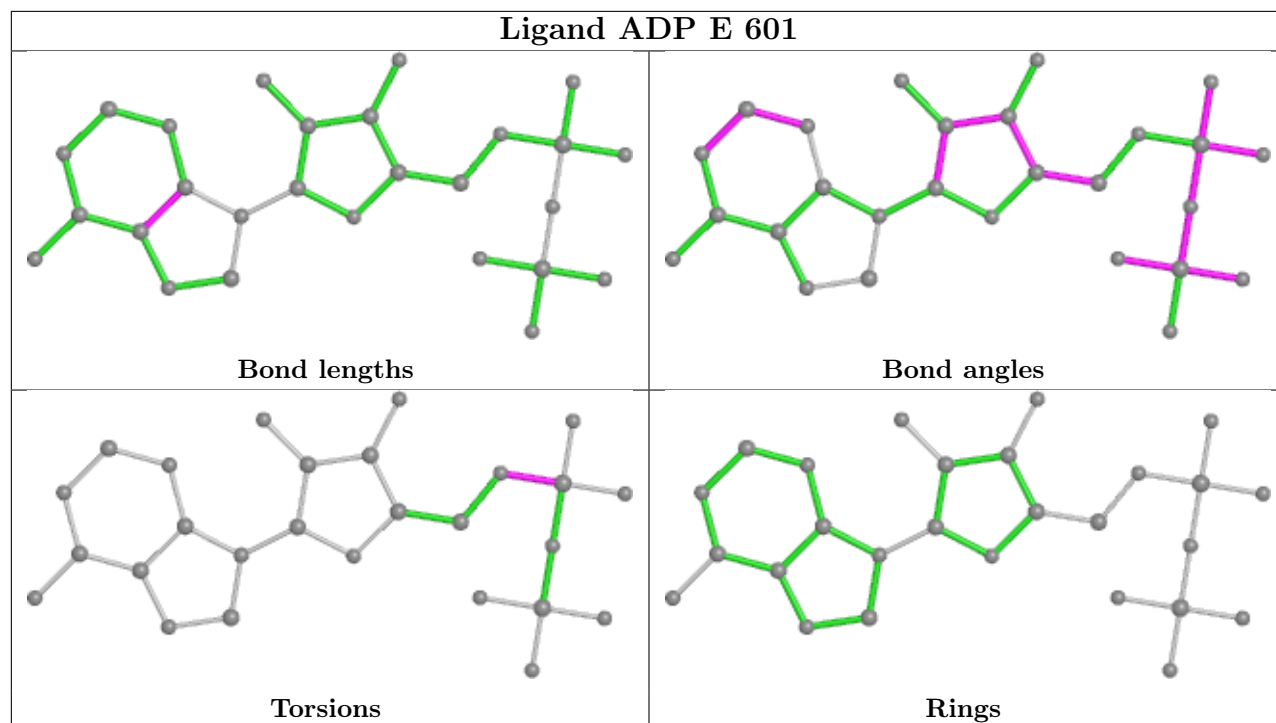
4 monomers are involved in 79 short contacts:

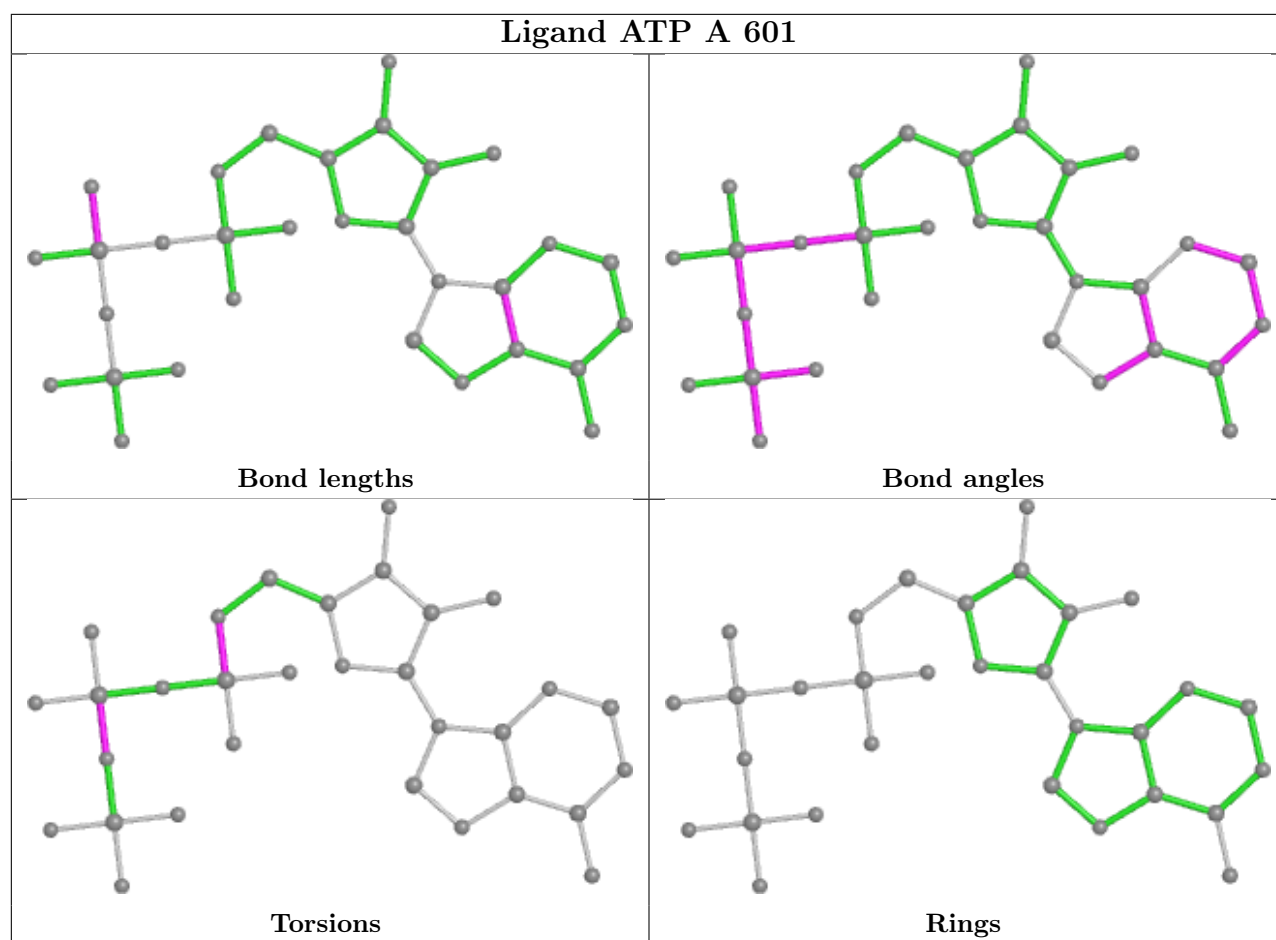
Mol	Chain	Res	Type	Clashes	Symm-Clashes
9	B	601	ATP	24	0
10	E	601	ADP	13	0
9	C	601	ATP	24	0
9	A	601	ATP	18	0

The following is a two-dimensional graphical depiction of Mogul quality analysis of bond lengths,

bond angles, torsion angles, and ring geometry for all instances of the Ligand of Interest. In addition, ligands with molecular weight > 250 and outliers as shown on the validation Tables will also be included. For torsion angles, if less than 5% of the Mogul distribution of torsion angles is within 10 degrees of the torsion angle in question, then that torsion angle is considered an outlier. Any bond that is central to one or more torsion angles identified as an outlier by Mogul will be highlighted in the graph. For rings, the root-mean-square deviation (RMSD) between the ring in question and similar rings identified by Mogul is calculated over all ring torsion angles. If the average RMSD is greater than 60 degrees and the minimal RMSD between the ring in question and any Mogul-identified rings is also greater than 60 degrees, then that ring is considered an outlier. The outliers are highlighted in purple. The color gray indicates Mogul did not find sufficient equivalents in the CSD to analyse the geometry.







5.7 Other polymers [i](#)

There are no such residues in this entry.

5.8 Polymer linkage issues [i](#)

There are no chain breaks in this entry.

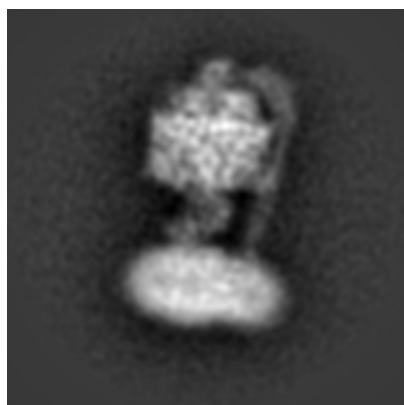
6 Map visualisation [i](#)

This section contains visualisations of the EMDB entry EMD-8358. These allow visual inspection of the internal detail of the map and identification of artifacts.

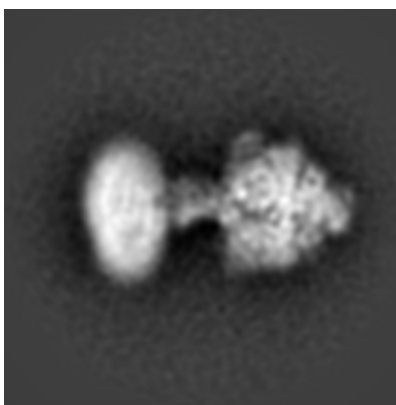
No raw map or half-maps were deposited for this entry and therefore no images, graphs, etc. pertaining to the raw map can be shown.

6.1 Orthogonal projections [i](#)

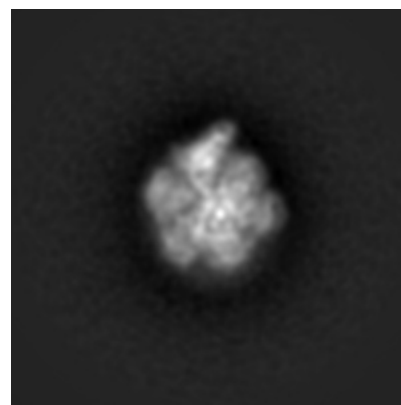
6.1.1 Primary map



X



Y

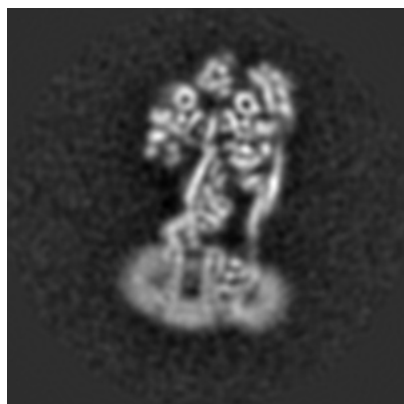


Z

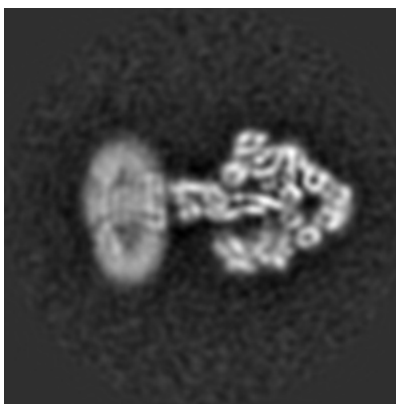
The images above show the map projected in three orthogonal directions.

6.2 Central slices [i](#)

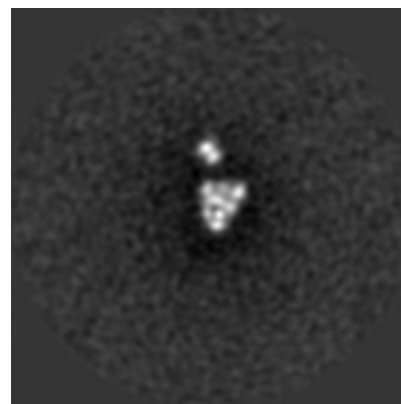
6.2.1 Primary map



X Index: 125



Y Index: 125



Z Index: 125

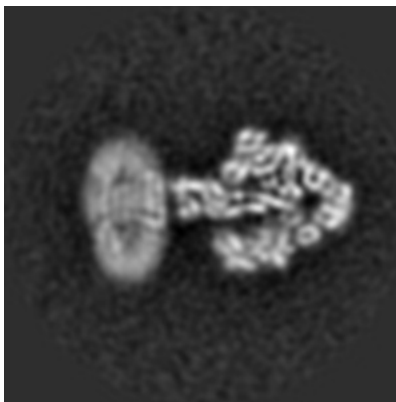
The images above show central slices of the map in three orthogonal directions.

6.3 Largest variance slices [\(i\)](#)


6.3.1 Primary map



X Index: 130



Y Index: 126




Z Index: 176

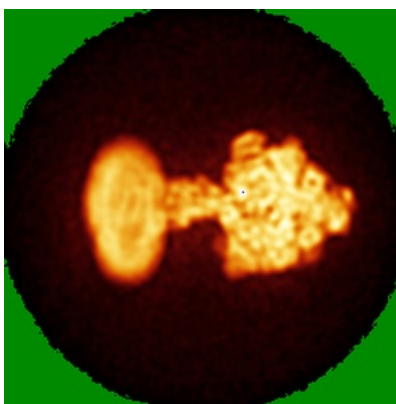
The images above show the largest variance slices of the map in three orthogonal directions.

6.4 Orthogonal standard-deviation projections (False-color) [\(i\)](#)


6.4.1 Primary map



X



Y



Z

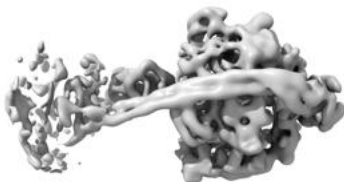
The images above show the map standard deviation projections with false color in three orthogonal directions. Minimum values are shown in green, max in blue, and dark to light orange shades represent small to large values respectively.

6.5 Orthogonal surface views [i](#)

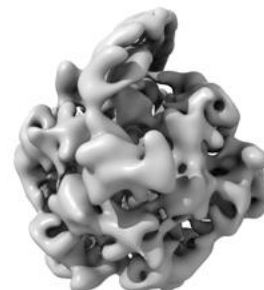
6.5.1 Primary map



X



Y



Z

The images above show the 3D surface view of the map at the recommended contour level 0.065. These images, in conjunction with the slice images, may facilitate assessment of whether an appropriate contour level has been provided.

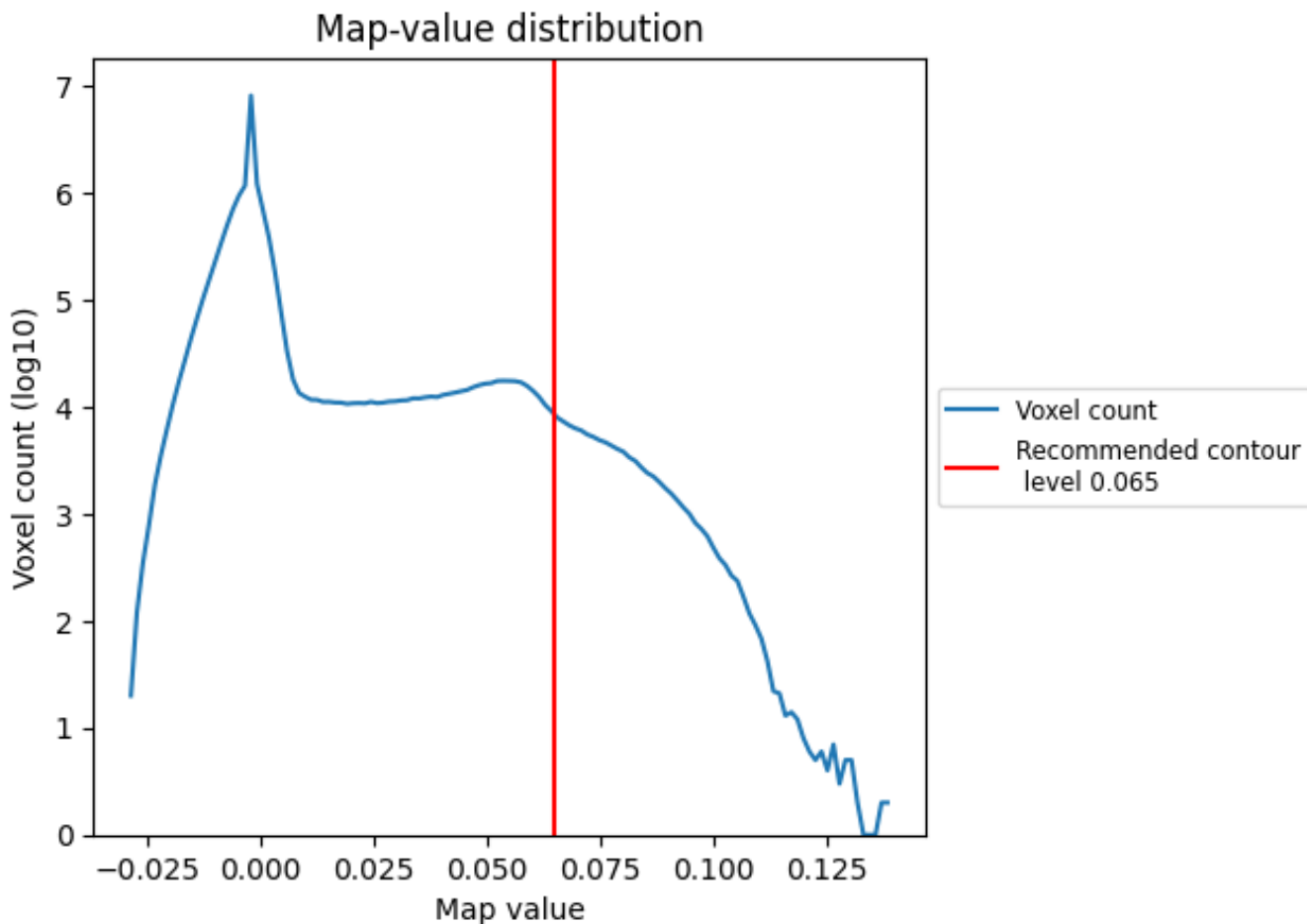
6.6 Mask visualisation [i](#)

This section was not generated. No masks/segmentation were deposited.

7 Map analysis [i](#)

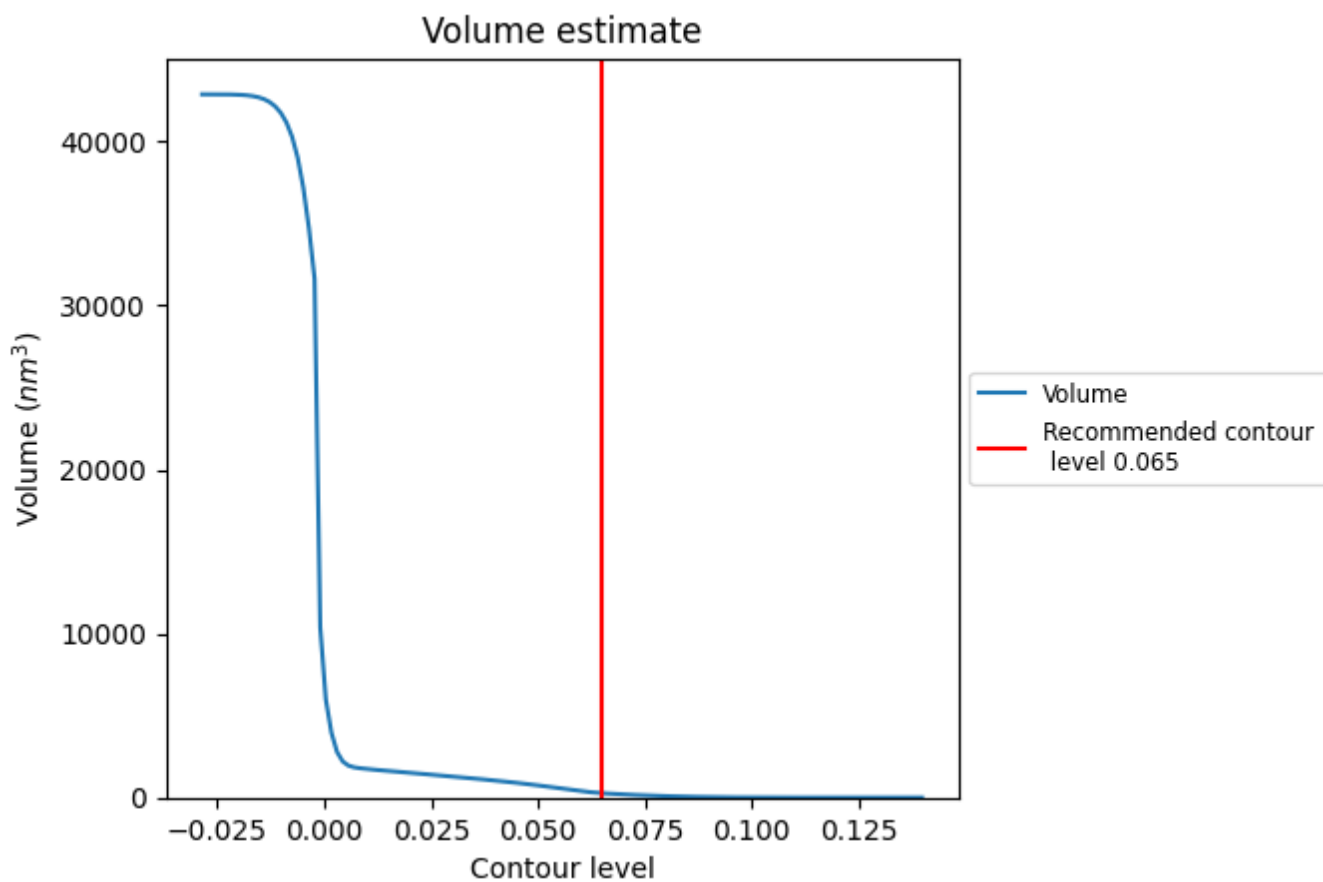
This section contains the results of statistical analysis of the map.

7.1 Map-value distribution [i](#)



The map-value distribution is plotted in 128 intervals along the x-axis. The y-axis is logarithmic. A spike in this graph at zero usually indicates that the volume has been masked.

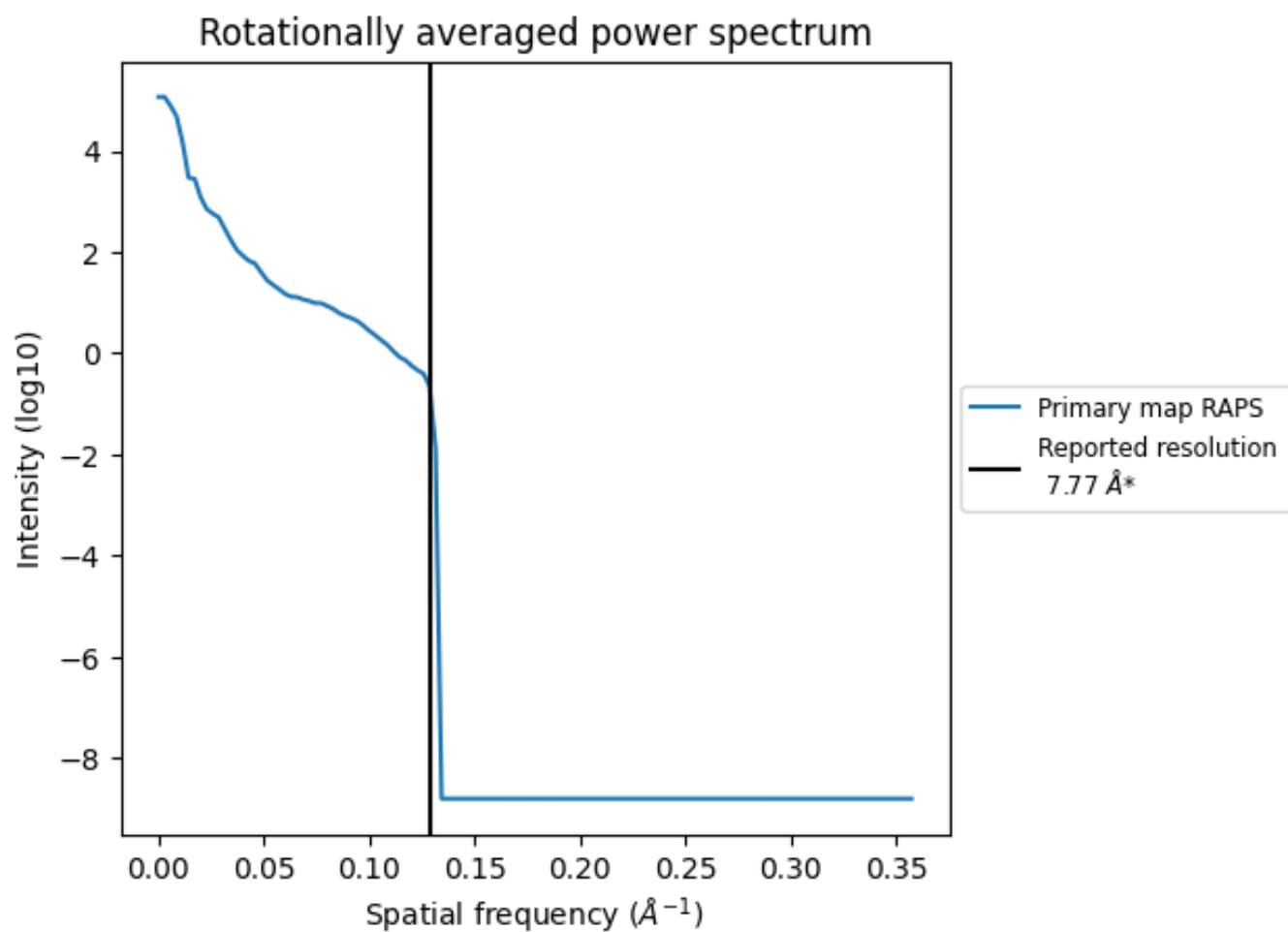
7.2 Volume estimate [i](#)



The volume at the recommended contour level is 267 nm³; this corresponds to an approximate mass of 241 kDa.

The volume estimate graph shows how the enclosed volume varies with the contour level. The recommended contour level is shown as a vertical line and the intersection between the line and the curve gives the volume of the enclosed surface at the given level.

7.3 Rotationally averaged power spectrum [\(i\)](#)

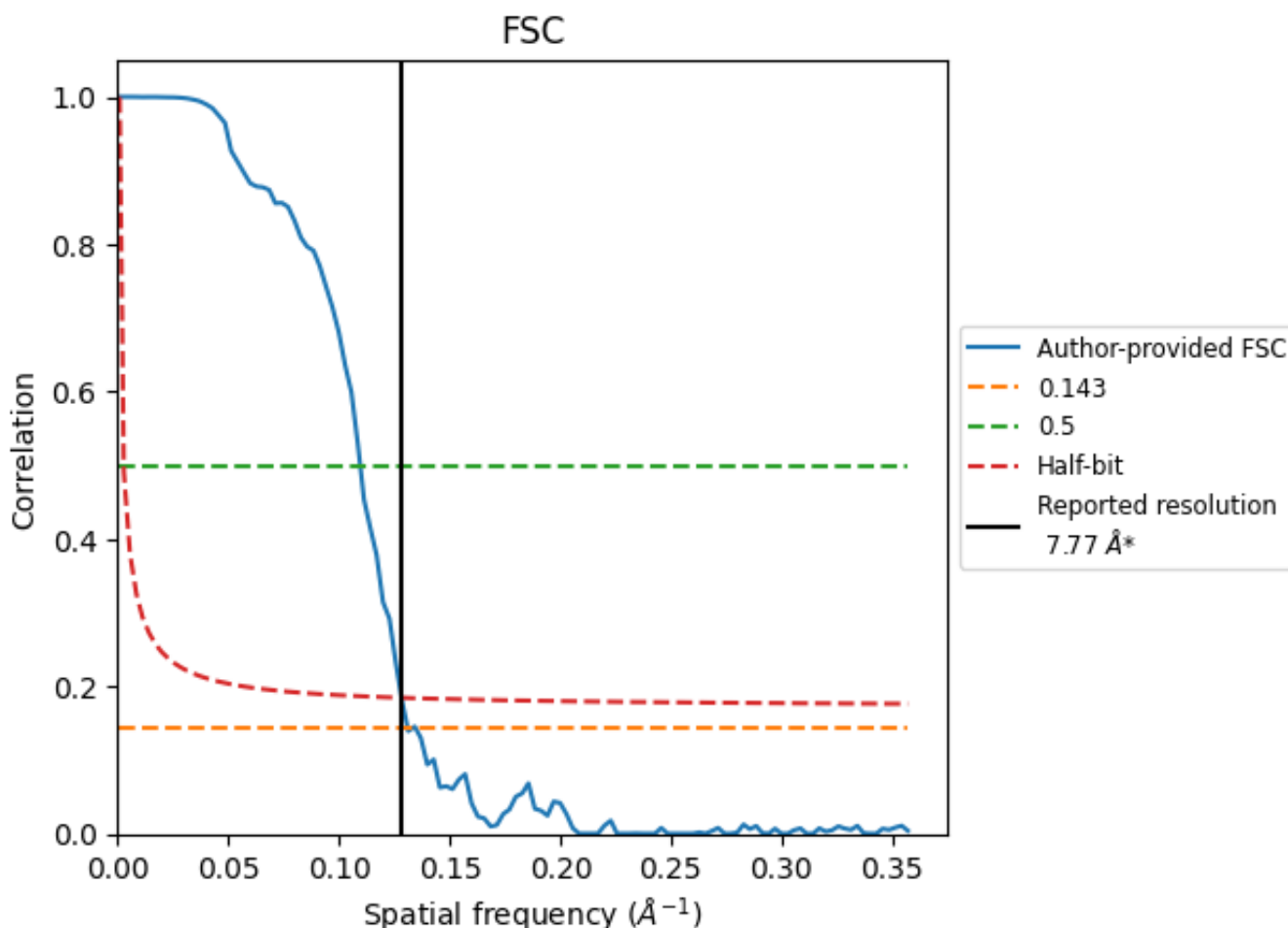


*Reported resolution corresponds to spatial frequency of 0.129 Å⁻¹

8 Fourier-Shell correlation [i](#)

Fourier-Shell Correlation (FSC) is the most commonly used method to estimate the resolution of single-particle and subtomogram-averaged maps. The shape of the curve depends on the imposed symmetry, mask and whether or not the two 3D reconstructions used were processed from a common reference. The reported resolution is shown as a black line. A curve is displayed for the half-bit criterion in addition to lines showing the 0.143 gold standard cut-off and 0.5 cut-off.

8.1 FSC [i](#)



*Reported resolution corresponds to spatial frequency of 0.129 Å⁻¹

8.2 Resolution estimates [i](#)

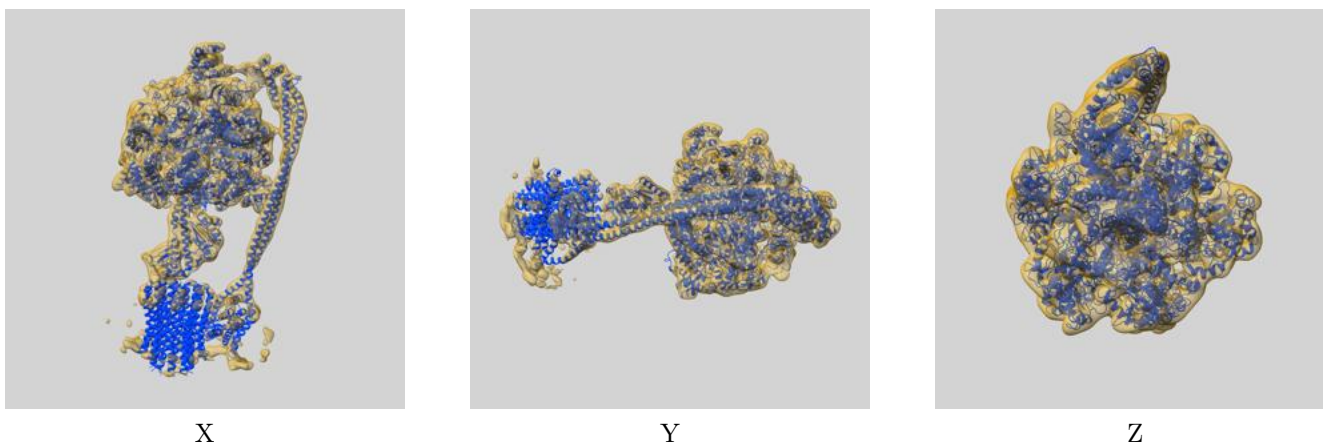
Resolution estimate (Å)	Estimation criterion (FSC cut-off)		
	0.143	0.5	Half-bit
Reported by author	7.77	-	-
Author-provided FSC curve	7.62	9.12	7.79
Unmasked-calculated*	-	-	-

*Resolution estimate based on FSC curve calculated by comparison of deposited half-maps.

9 Map-model fit [i](#)


This section contains information regarding the fit between EMDB map EMD-8358 and PDB model 5T4P. Per-residue inclusion information can be found in section 3 on page 10.

9.1 Map-model overlay [i](#)




The images above show the 3D surface view of the map at the recommended contour level 0.065 at 50% transparency in yellow overlaid with a ribbon representation of the model coloured in blue. These images allow for the visual assessment of the quality of fit between the atomic model and the map.

9.2 Q-score mapped to coordinate model [\(i\)](#)



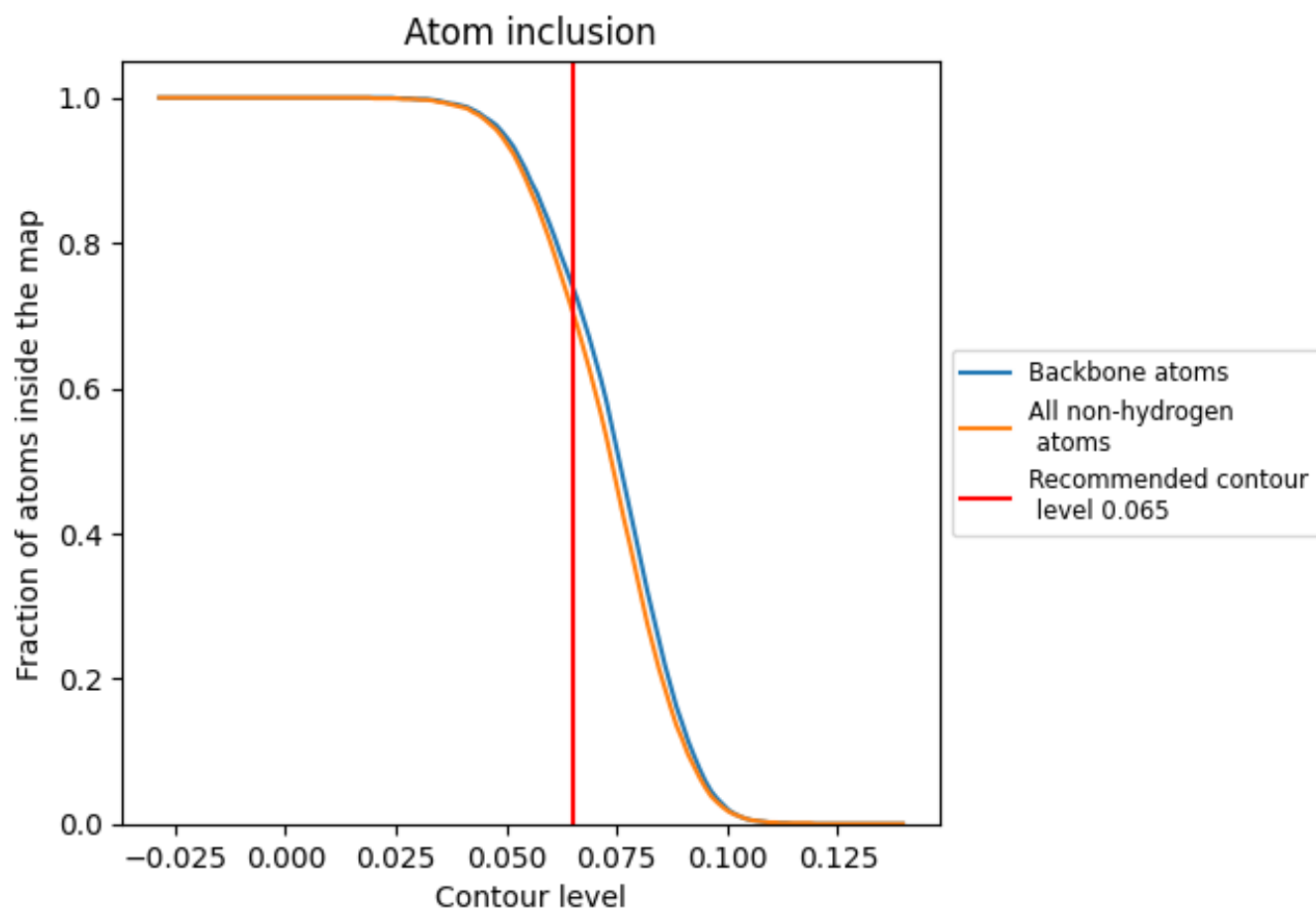
The images above show the model with each residue coloured according to its Q-score. This shows their resolvability in the map with higher Q-score values reflecting better resolvability. Please note: Q-score is calculating the resolvability of atoms, and thus high values are only expected at resolutions at which atoms can be resolved. Low Q-score values may therefore be expected for many entries.

9.3 Atom inclusion mapped to coordinate model [\(i\)](#)



The images above show the model with each residue coloured according to its atom inclusion. This shows to what extent they are inside the map at the recommended contour level (0.065).















































9.4 Atom inclusion [i](#)



At the recommended contour level, 74% of all backbone atoms, 70% of all non-hydrogen atoms, are inside the map.

9.5 Map-model fit summary

The table lists the average atom inclusion at the recommended contour level (0.065) and Q-score for the entire model and for each chain.

Chain	Atom inclusion	Q-score
All	 0.7050	 0.2600
A	 0.8900	 0.2930
B	 0.8460	 0.2970
C	 0.8850	 0.2900
D	 0.8700	 0.2730
E	 0.8400	 0.2940
F	 0.7310	 0.2590
G	 0.8770	 0.2920
H	 0.7380	 0.2890
I	 0.7640	 0.2770
J	 0.8550	 0.2930
K	 0.3150	 0.2500
L	 0.9140	 0.2970
M	 0.0850	 0.1220
N	 0.0690	 0.0930
O	 0.1120	 0.1090
P	 0.1290	 0.1310
Q	 0.1200	 0.1160
R	 0.1010	 0.1600
S	 0.0800	 0.1400
T	 0.0960	 0.1320
U	 0.0600	 0.1420
V	 0.1260	 0.1270

