



Full wwPDB EM Validation Report ⓘ

Mar 7, 2024 – 01:58 pm GMT

PDB ID : 7ASP
EMDB ID : EMD-11903
Title : Staphylococcus aureus 70S after 50 minutes incubation at 37C
Authors : Camicata, G.; Bashan, A.; Yonath, A.
Deposited on : 2020-10-27
Resolution : 2.86 Å (reported)

This is a Full wwPDB EM Validation Report for a publicly released PDB entry.

We welcome your comments at validation@mail.wwpdb.org

A user guide is available at

<https://www.wwpdb.org/validation/2017/EMValidationReportHelp>

with specific help available everywhere you see the ⓘ symbol.

The types of validation reports are described at

<http://www.wwpdb.org/validation/2017/FAQs#types>.

The following versions of software and data (see [references ⓘ](#)) were used in the production of this report:

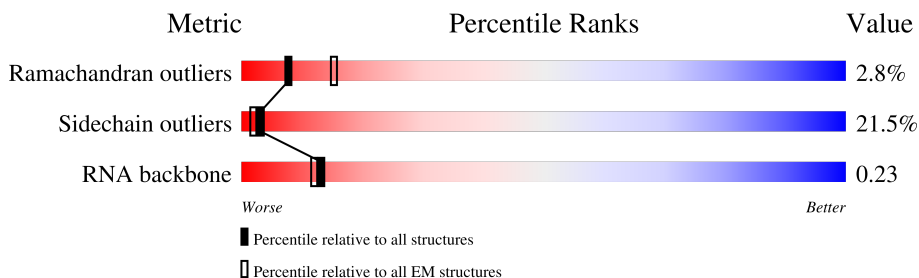
EMDB validation analysis : 0.0.1.dev70
MolProbity : 4.02b-467
Percentile statistics : 20191225.v01 (using entries in the PDB archive December 25th 2019)
MapQ : 1.9.13
Ideal geometry (proteins) : Engh & Huber (2001)
Ideal geometry (DNA, RNA) : Parkinson et al. (1996)
Validation Pipeline (wwPDB-VP) : 2.36

1 Overall quality at a glance

The following experimental techniques were used to determine the structure:
ELECTRON MICROSCOPY




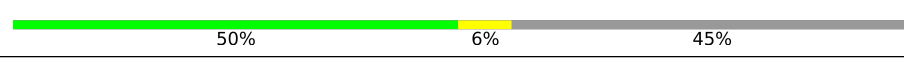

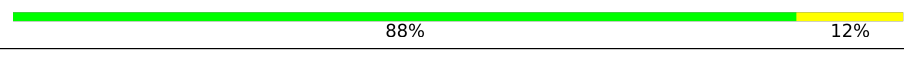


The reported resolution of this entry is 2.86 Å.

Percentile scores (ranging between 0-100) for global validation metrics of the entry are shown in the following graphic. The table shows the number of entries on which the scores are based.



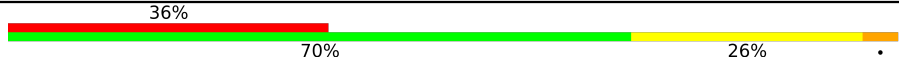
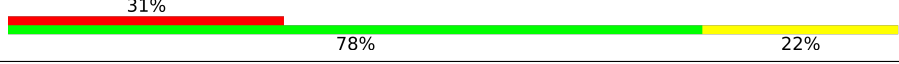
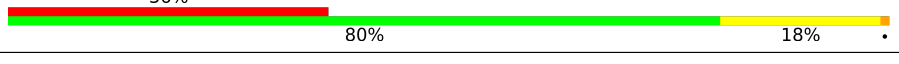
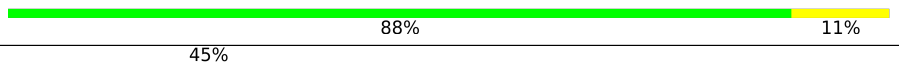



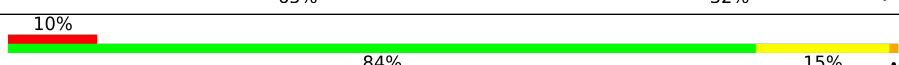
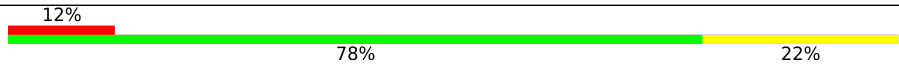

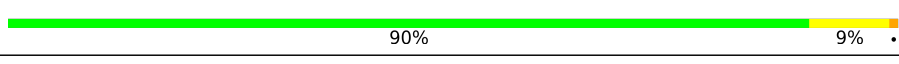
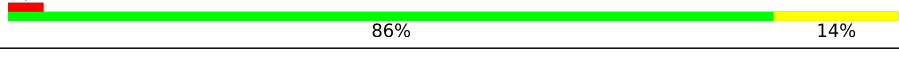
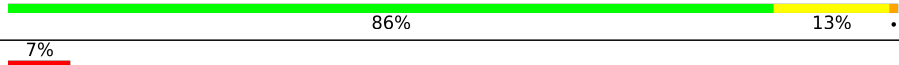

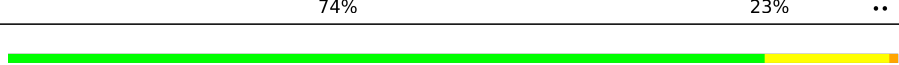


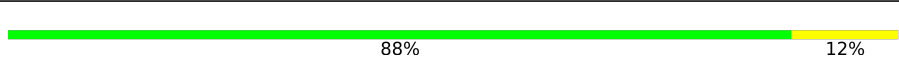
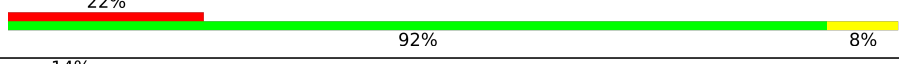






Metric	Whole archive (#Entries)	EM structures (#Entries)
Ramachandran outliers	154571	4023
Sidechain outliers	154315	3826
RNA backbone	4643	859

The table below summarises the geometric issues observed across the polymeric chains and their fit to the map. The red, orange, yellow and green segments of the bar indicate the fraction of residues that contain outliers for ≥ 3 , 2, 1 and 0 types of geometric quality criteria respectively. A grey segment represents the fraction of residues that are not modelled. The numeric value for each fraction is indicated below the corresponding segment, with a dot representing fractions $\leq 5\%$. The upper red bar (where present) indicates the fraction of residues that have poor fit to the EM map (all-atom inclusion $< 40\%$). The numeric value is given above the bar.

Mol	Chain	Length	Quality of chain
1	Y	2923	
2	X	1552	
3	3	114	
4	1	105	
4	A	105	
5	B	43	
6	2	64	
7	4	37	

Continued on next page...

Continued from previous page...

Mol	Chain	Length	Quality of chain
8	a	80	
9	b	114	
10	c	136	
11	C	274	
12	d	113	
13	D	215	
14	E	206	
15	e	60	
16	f	88	
17	g	83	
18	G	175	
19	H	145	
20	h	80	
21	I	122	
22	i	56	
23	j	78	
24	J	146	
25	k	202	
26	K	137	
27	L	120	
28	l	198	
29	m	156	
30	M	119	
31	n	95	
32	N	114	

Continued on next page...

Continued from previous page...

Mol	Chain	Length	Quality of chain
33	o	130	 5% 76% 22% .
34	O	116	 88% 12%
35	p	155	 26% 78% 21% ..
36	P	102	 78% 21% .
37	q	127	 26% 75% 24% .
38	Q	112	 90% 10%
39	R	89	 81% 18% .
40	S	103	 83% 17%
41	T	94	 82% 18%
42	U	79	 82% 16% .
43	V	49	 82% 16% .
44	W	67	 78% 22%
45	Z	47	 83% 17%
46	F	158	 92% 6% .

2 Entry composition [i](#)

There are 46 unique types of molecules in this entry. The entry contains 128828 atoms, of which 0 are hydrogens and 0 are deuteriums.

In the tables below, the AltConf column contains the number of residues with at least one atom in alternate conformation and the Trace column contains the number of residues modelled with at most 2 atoms.

- Molecule 1 is a RNA chain called 23S rRNA.

Mol	Chain	Residues	Atoms					AltConf	Trace
			Total	C	N	O	P		
1	Y	2723	58376	26062	10687	18904	2723	0	0

- Molecule 2 is a RNA chain called 16S rRNA.

Mol	Chain	Residues	Atoms					AltConf	Trace
			Total	C	N	O	P		
2	X	1447	31009	13847	5680	10037	1445	0	0

- Molecule 3 is a RNA chain called 5S rRNA.

Mol	Chain	Residues	Atoms					AltConf	Trace
			Total	C	N	O	P		
3	3	114	2430	1086	436	794	114	0	0

- Molecule 4 is a protein called 50S ribosomal protein L33,50S ribosomal protein L30.

Mol	Chain	Residues	Atoms					AltConf	Trace
			Total	C	N	O	S		
4	A	47	390	238	78	70	4	0	0
4	1	58	449	280	85	84		0	0

- Molecule 5 is a protein called 50S ribosomal protein L34.

Mol	Chain	Residues	Atoms					AltConf	Trace
			Total	C	N	O	S		
5	B	43	367	225	89	52	1	0	0

- Molecule 6 is a protein called 50S ribosomal protein L35.

Mol	Chain	Residues	Atoms					AltConf	Trace
6	2	64	Total	C	N	O	S	0	0
			521	324	113	82	2		

- Molecule 7 is a protein called 50S ribosomal protein L36.

Mol	Chain	Residues	Atoms					AltConf	Trace
7	4	37	Total	C	N	O	S	0	0
			295	186	60	44	5		

- Molecule 8 is a protein called 30S ribosomal protein S10.

Mol	Chain	Residues	Atoms				AltConf	Trace
8	a	80	Total	C	N	O	0	0
			626	394	116	116		

- Molecule 9 is a protein called 30S ribosomal protein S11.

Mol	Chain	Residues	Atoms					AltConf	Trace
9	b	114	Total	C	N	O	S	0	0
			826	507	158	159	2		

- Molecule 10 is a protein called 30S ribosomal protein S12.

Mol	Chain	Residues	Atoms					AltConf	Trace
10	c	136	Total	C	N	O	S	0	0
			976	611	190	173	2		

- Molecule 11 is a protein called 50S ribosomal protein L2.

Mol	Chain	Residues	Atoms					AltConf	Trace
11	C	274	Total	C	N	O	S	0	0
			2094	1303	415	371	5		

- Molecule 12 is a protein called 30S ribosomal protein S13.

Mol	Chain	Residues	Atoms					AltConf	Trace
12	d	113	Total	C	N	O	S	0	0
			828	510	168	149	1		

- Molecule 13 is a protein called 50S ribosomal protein L3.

Mol	Chain	Residues	Atoms					AltConf	Trace
13	D	215	Total	C	N	O	S	0	0
			1627	1018	299	305	5		

- Molecule 14 is a protein called 50S ribosomal protein L4.

Mol	Chain	Residues	Atoms					AltConf	Trace
14	E	206	Total	C	N	O	S	0	0
			1572	986	288	296	2		

- Molecule 15 is a protein called 30S ribosomal protein S14 type Z.

Mol	Chain	Residues	Atoms					AltConf	Trace
15	e	60	Total	C	N	O	S	0	0
			497	314	99	79	5		

- Molecule 16 is a protein called 30S ribosomal protein S15.

Mol	Chain	Residues	Atoms					AltConf	Trace
16	f	88	Total	C	N	O	S	0	0
			713	441	148	123	1		

- Molecule 17 is a protein called 30S ribosomal protein S16.

Mol	Chain	Residues	Atoms					AltConf	Trace
17	g	83	Total	C	N	O	S	0	0
			537	335	105	96	1		

- Molecule 18 is a protein called 50S ribosomal protein L6.

Mol	Chain	Residues	Atoms					AltConf	Trace
18	G	165	Total	C	N	O	S	0	0
			1184	739	226	216	3		

- Molecule 19 is a protein called 50S ribosomal protein L13.

Mol	Chain	Residues	Atoms					AltConf	Trace
19	H	145	Total	C	N	O	S	0	0
			1143	714	208	218	3		

- Molecule 20 is a protein called 30S ribosomal protein S17.

Mol	Chain	Residues	Atoms				AltConf	Trace
20	h	80	Total	C	N	O	0	0
			520	327	97	96		

- Molecule 21 is a protein called 50S ribosomal protein L14.

Mol	Chain	Residues	Atoms					AltConf	Trace
21	I	122	Total	C	N	O	S	0	0
			918	572	174	168	4		

- Molecule 22 is a protein called 30S ribosomal protein S18.

Mol	Chain	Residues	Atoms					AltConf	Trace
22	i	56	Total	C	N	O	S	0	0
			458	292	88	76	2		

- Molecule 23 is a protein called 30S ribosomal protein S20.

Mol	Chain	Residues	Atoms					AltConf	Trace
23	j	77	Total	C	N	O	S	0	0
			498	300	99	98	1		

- Molecule 24 is a protein called 50S ribosomal protein L15.

Mol	Chain	Residues	Atoms					AltConf	Trace
24	J	146	Total	C	N	O	S	0	0
			1086	674	214	197	1		

- Molecule 25 is a protein called 30S ribosomal protein S3.

Mol	Chain	Residues	Atoms					AltConf	Trace
25	k	202	Total	C	N	O	S	0	0
			1551	979	293	278	1		

- Molecule 26 is a protein called 50S ribosomal protein L16.

Mol	Chain	Residues	Atoms					AltConf	Trace
26	K	137	Total	C	N	O	S	0	0
			1071	689	203	175	4		

- Molecule 27 is a protein called 50S ribosomal protein L17.

Mol	Chain	Residues	Atoms					AltConf	Trace
			Total	C	N	O	S		
27	L	120	932	576	182	173	1	0	0

- Molecule 28 is a protein called 30S ribosomal protein S4.

Mol	Chain	Residues	Atoms					AltConf	Trace
			Total	C	N	O	S		
28	l	198	1058	634	211	213		0	0

- Molecule 29 is a protein called 30S ribosomal protein S5.

Mol	Chain	Residues	Atoms					AltConf	Trace
			Total	C	N	O	S		
29	m	156	1153	727	211	213	2	0	0

- Molecule 30 is a protein called 50S ribosomal protein L18.

Mol	Chain	Residues	Atoms					AltConf	Trace
			Total	C	N	O	S		
30	M	119	882	549	174	159		0	0

- Molecule 31 is a protein called 30S ribosomal protein S6.

Mol	Chain	Residues	Atoms					AltConf	Trace
			Total	C	N	O	S		
31	n	95	785	496	138	149	2	0	0

- Molecule 32 is a protein called 50S ribosomal protein L19.

Mol	Chain	Residues	Atoms					AltConf	Trace
			Total	C	N	O	S		
32	N	114	889	563	175	151		0	0

- Molecule 33 is a protein called 30S ribosomal protein S8.

Mol	Chain	Residues	Atoms					AltConf	Trace
			Total	C	N	O	S		
33	o	130	1007	639	180	184	4	0	0

- Molecule 34 is a protein called 50S ribosomal protein L20.

Mol	Chain	Residues	Atoms					AltConf	Trace
			Total	C	N	O	S		
34	O	116	942	593	189	156	4	0	0

- Molecule 35 is a protein called 30S ribosomal protein S7.

Mol	Chain	Residues	Atoms					AltConf	Trace
			Total	C	N	O	S		
35	p	154	1155	719	219	214	3	0	0

- Molecule 36 is a protein called 50S ribosomal protein L21.

Mol	Chain	Residues	Atoms					AltConf	Trace
			Total	C	N	O	S		
36	P	102	790	503	142	144	1	0	0

- Molecule 37 is a protein called 30S ribosomal protein S9.

Mol	Chain	Residues	Atoms					AltConf	Trace
			Total	C	N	O	S		
37	q	127	975	605	194	175	1	0	0

- Molecule 38 is a protein called 50S ribosomal protein L22.

Mol	Chain	Residues	Atoms					AltConf	Trace
			Total	C	N	O	S		
38	Q	112	854	534	164	153	3	0	0

- Molecule 39 is a protein called 50S ribosomal protein L23.

Mol	Chain	Residues	Atoms					AltConf	Trace
			Total	C	N	O	S		
39	R	89	715	453	127	131	4	0	0

- Molecule 40 is a protein called 50S ribosomal protein L24.

Mol	Chain	Residues	Atoms					AltConf	Trace
			Total	C	N	O	S		
40	S	103	770	486	142	141	1	0	0

- Molecule 41 is a protein called 50S ribosomal protein L25.

Mol	Chain	Residues	Atoms				AltConf	Trace
41	T	94	Total	C	N	O	0	0
			722	463	130	129		

- Molecule 42 is a protein called 50S ribosomal protein L27.

Mol	Chain	Residues	Atoms				AltConf	Trace
42	U	79	Total	C	N	O	0	0
			597	369	117	111		

- Molecule 43 is a protein called 50S ribosomal protein L28.

Mol	Chain	Residues	Atoms				AltConf	Trace
43	V	49	Total	C	N	O	0	0
			379	234	82	63		

- Molecule 44 is a protein called 50S ribosomal protein L29.

Mol	Chain	Residues	Atoms				AltConf	Trace
44	W	67	Total	C	N	O	0	0
			541	333	102	106		

- Molecule 45 is a protein called 50S ribosomal protein L32p.

Mol	Chain	Residues	Atoms					AltConf	Trace
45	Z	47	Total	C	N	O	S	0	0
			355	219	76	58	2		


- Molecule 46 is a protein called 50S ribosomal protein L5.

Mol	Chain	Residues	Atoms				AltConf	Trace
46	F	155	Total	C	N	O	0	0
			765	455	155	155		

3 Residue-property plots

These plots are drawn for all protein, RNA, DNA and oligosaccharide chains in the entry. The first graphic for a chain summarises the proportions of the various outlier classes displayed in the second graphic. The second graphic shows the sequence view annotated by issues in geometry and atom inclusion in map density. Residues are color-coded according to the number of geometric quality criteria for which they contain at least one outlier: green = 0, yellow = 1, orange = 2 and red = 3 or more. A red diamond above a residue indicates a poor fit to the EM map for this residue (all-atom inclusion < 40%). Stretches of 2 or more consecutive residues without any outlier are shown as a green connector. Residues present in the sample, but not in the model, are shown in grey.

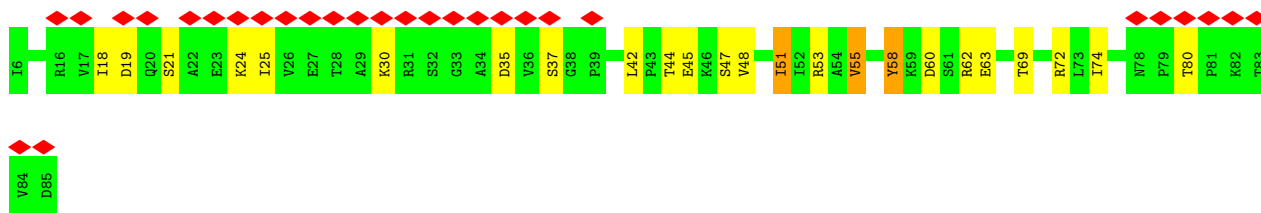
• Molecule 1: 23S rRNA



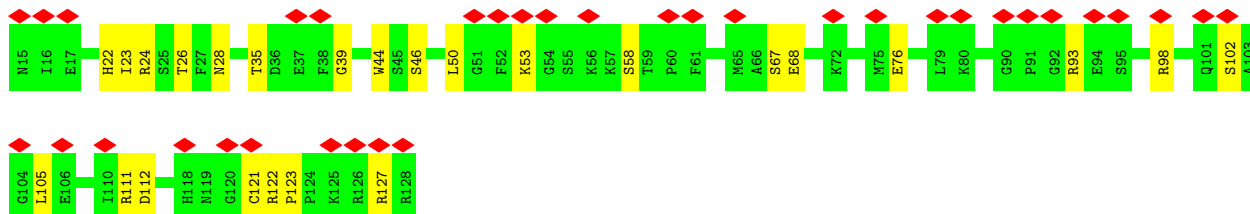
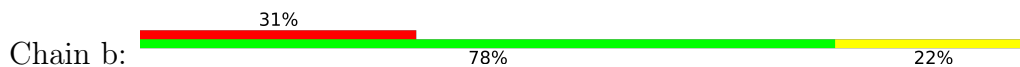
A2326	G2326	A1811	A1814	A1818	C1827	U1828	A1829	G1839	A1842	U1843	G1844	A1856	G1866	C1870	U1871	A1874	A1875	G1876	U1877	U1878	U1879	A1880	G1882	A1883	G1884	A1885	U1887	U1888	G1889	U1891	U1892	A1893	G1894	C1895	U1896	U1897	A1898	G1900	C1901	A1902	U1903	C1904	A1907	A1908	A1912																																																																																																																																																																																																																																																																																																																																																																																																																																																																																																																																																																																																																																																																	
U2329	G2330	C2331	U2332	U2333	G2334	A2335	U2336	A2337	U2338	U2339	C2340	A2345	U2346	A2347	G2348	U2224	A2225	A2226	C2231	A2232	U2233	C2234	U2237	U2238	A2239	U2240	C2241	G2242	U2243	G2244	G2245	U2246	G2247	A2252	G2265	G2266	G2269	A2295	G2306	G2309	C2310	A2314	A2315	U2323	C																																																																																																																																																																																																																																																																																																																																																																																																																																																																																																																																																																																																																																																																	
U1176	A1177	C1178	U1179	G1180	A1181	U1185	A1186	U1194	A1195	G1198	G1201	U1205	G1207	A1208	C1214	U1217	G1218	U1219	G1220	A1221	G1229	G1245	A1263	A1267	A1275	G1276	C1277	G1278	C1279	U1280	A1285	A1291	A1292	U1293	G1294	G1309	A1310	A1311	A1312	U1313	A1314	A1315	U1149	A1150	G1151	U1152	C1153	G1154	A1155	G1156	U1157	G1158	A1159	C1160	C1167	C1168	G1169	A1170	U1171	A1172																																																																																																																																																																																																																																																																																																																																																																																																																																																																																																																																																																																																																																																		
A1018	A1027	C1028	U1029	C1030	A1031	G1032	A1033	A1034	C1035	A1040	U1043	A1052	U1053	A1054	A1055	U1056	A1057	U1060	G1061	U1062	G1066	U1067	G1068	G1069	A1070	U1077	U1078	C1082	G1083	G1086	C1089	A1090	G1091	A1092	C1093	A1094	A1095	C1096	U1097	A1098	G1099	U1149	A1150	G1151	U1152	C1153	G1154	A1155	G1156	U1157	G1158	A1159	C1160	C1167	C1168	G1169	A1170	U1171	A1172																																																																																																																																																																																																																																																																																																																																																																																																																																																																																																																																																																																																																																																			
A1321	A1337	U1338	U1339	C1342	U1343	G1357	A1358	A1359	G1360	G1361	U1363	U1366	C1367	G1369	C1370	U1373	G1374	U1389	A1396	C1399	C1400	G1401	A1402	G1405	U1416	G1417	A1421	A1422	C1423	A1424	G1425	G1429	A1430	A1440	U1446	U1447	U1448	A1449	A1450	U1451	C1452	G1453	U1421	A1422	C1423	A1424	G1425	G1429	A1430	A1440	U1446	U1447	U1448	A1449	A1450	U1451	C1452	G1453																																																																																																																																																																																																																																																																																																																																																																																																																																																																																																																																																																																																																																																				
U1517	G1518	U1519	A1520	A1521	G1522	U1523	C1524	U1525	U1526	A1527	U1528	U1529	A1530	U1531	U1532	U1533	U1534	U1535	U1536	U1537	U1538	U1539	A1540	U1541	U1542	U1543	U1544	U1545	U1546	U1547	U1548	U1549	U1550	U1551	U1552	U1553	U1554	U1555	U1556	U1557	U1558	U1559	U1560	U1561	U1562	U1563	U1564	U1565	U1566	U1567	U1568	C1569	A1570	A1571	A1572	A1573	G1574	A1578																																																																																																																																																																																																																																																																																																																																																																																																																																																																																																																																																																																																																																																				
C1579	A1586	C1587	U1588	U1589	C1590	A1591	U1592	G1593	U1594	C1595	U1596	U1597	U1598	A1600	U1601	U1602	U1603	C1604	A1607	C1608	U1609	G1610	C1611	G1613	A1614	U1615	A1616	A1626	G1627	A1628	U1629	A1630	G1631	A1635	U1636	A1637	G1638	G1639	U1640	G1641	C1642	C1643	C1651	A1652	A1653	A1654	U1558	U1559	U1560	U1561	U1562	U1563	U1564	U1565	U1566	U1567	U1568	C1569	A1570	A1571	A1572	A1573	G1574	A1578																																																																																																																																																																																																																																																																																																																																																																																																																																																																																																																																																																																																																																														
A1660	C1661	A1662	U1677	A1678	U1683	A1690	G1691	C1692	G1693	A1709	G1718	A1721	C1738	G1740	G1748	U1755	U1756	U1757	A1758	U1759	G1760	U1762	A1765	C1766	G1767	C1768	C1770	A1771	G1772	A1773	A1774	G1775	G1785	U1788	A1789	G1790	G1791	A1796	A1800	U1806	A1807	U1683	U1684	U1685	U1686	U1687	U1688	U1689	U1690	U1691	U1692	U1693	U1694	U1695	U1696	U1697	U1698	U1699	U1700	U1701	U1702	U1703	U1704	U1705	U1706	U1707	U1708	U1709	U1710	U1711	U1712	U1713	U1714	U1715	U1716	U1717	U1718	U1719	U1720	U1721	U1722	U1723	U1724	U1725	U1726	U1727	U1728	U1729	U1730	U1731	U1732	U1733	U1734	U1735	U1736	U1737	U1738	U1739	U1740	U1741	U1742	U1743	U1744	U1745	U1746	U1747	U1748	U1749	U1750	U1751	U1752	U1753	U1754	U1755	U1756	U1757	U1758	U1759	U1760	U1761	U1762	U1763	U1764	U1765	U1766	U1767	U1768	U1769	U1770	U1771	U1772	U1773	U1774	U1775	U1776	U1777	U1778	U1779	U1780	U1781	U1782	U1783	U1784	U1785	U1786	U1787	U1788	U1789	U1790	U1791	U1792	U1793	U1794	U1795	U1796	U1797	U1798	U1799	U1800	U1801	U1802	U1803	U1804	U1805	U1806	U1807																																																																																																																																																																																																																																																																																																																																																																																																																																																																																																																																								
G1915	A1916	G1917	U1918	C1919	C1920	U1921	C1922	A2016	C2017	U2018	G2019	U2020	A2024	C2033	A2050	G2054	A2058	U2059	A2060	C2063	C2070	C2077	C2082	G2083	A2087	U2088	A2089	G2096	U2103	G2120	U2124	U2125	C2126	G2127	G2128	A2132	U2135	U2136	U2137	U2138	U2139	U2140	U2141	U2142	U2143	U2144	U2145	U2146	U2147	U2148	U2149	U2150	U2151	U2152	U2153	U2154	U2155	U2156	U2157	U2158	U2159	U2160	U2161	U2162	U2163	U2164	U2165	U2166	U2167	U2168	U2169	U2170	U2171	U2172	U2173	U2174	U2175	U2176	U2177	U2178	U2179	U2180	U2181	U2182	U2183	U2184	U2185	U2186	U2187	U2188	U2189	U2190	U2191	U2192	U2193	U2194	U2195	U2196	U2197	U2198	U2199	U2200	U2201	U2202	U2203	U2204	U2205	U2206	U2207	U2208	U2209	U2210	U2211	U2212	U2213	U2214	U2215	U2216	U2217	U2218	U2219	U2220	U2221	U2222	U2223	U2224	U2225	U2226	U2227	U2228	U2229	U2230	U2231	U2232	U2233	U2234	U2235	U2236	U2237	U2238	U2239	U2240	U2241	U2242	U2243	U2244	U2245	U2246	U2247	U2248	U2249	U2250	U2251	U2252	U2253	U2254	U2255	U2256	U2257	U2258	U2259	U2260	U2261	U2262	U2263	U2264	U2265	U2266	U2267	U2268	U2269	U2270	U2271	U2272	U2273	U2274	U2275	U2276	U2277	U2278	U2279	U2280	U2281	U2282	U2283	U2284	U2285	U2286	U2287	U2288	U2289	U2290	U2291	U2292	U2293	U2294	U2295	U2296	U2297	U2298	U2299	U2300	U2301	U2302	U2303	U2304	U2305	U2306	U2307	U2308	U2309	U2310	U2311	U2312	U2313	U2314	U2315	U2316	U2317	U2318	U2319	U2320	U2321	U2322	U2323	U2324	U2325	U2326	U2327	U2328	U2329	U2330	U2331	U2332	U2333	U2334	U2335	U2336	U2337	U2338	U2339	U2340	U2341	U2342	U2343	U2344	U2345	U2346	U2347	U2348	U2349	U2350	U2351	U2352	U2353	U2354	U2355	U2356	U2357	U2358	U2359	U2360	U2361	U2362	U2363	U2364	U2365	U2366	U2367	U2368	U2369	U2370	U2371	U2372	U2373	U2374	U2375	U2376	U2377	U2378	U2379	U2380	U2381	U2382	U2383	U2384	U2385	U2386	U2387	U2388	U2389	U2390	U2391	U2392	U2393	U2394	U2395	U2396	U2397	U2398	U2399	U2400	U2401	U2402	U2403	U2404	U2405	U2406	U2407	U2408	U2409	U2410	U2411	U2412	U2413	U2414	U2415	U2416	U2417	U2418	U2419	U2420	U2421	U2422	U2423	U2424	U2425	U2426	U2427	U2428	U2429	U2430	U2431	U2432	U2433	U2434	U2435	U2436	U2437	U2438	U2439	U2440	U2441	U2442	U2443	U2444	U2445	U2446	U2447	U2448	U2449	U2450	U2451	U2452	U2453	U2454	U2455	U2456	U2457	U2458	U2459	U2460	U2461	U2462	U2463	U2464	U2465	U2466	U2467	U2468	U2469	U2470	U2471	U2472	U2473	U2474	U2475	U2476	U2477	U2478	U2479	U2480	U2481	U2482	U2483	U2484	U2485	U2486	U2487	U2488	U2489	U2490	U2491	U2492	U2493	U2494	U2495	U2496	U2497	U2498	U2499	U2500	U2501	U2502	U2503	U2504	U2505	U2506	U2507	U2508	U2509	U2510	U2511	U2512	U2513	U2514	U2515	U2516	U2517	U2518	U2519	U2520	U2521	U2522	U2523	U2524	U2525	U2526	U2527	U2528	U2529	U2530	U2531	U2532	U2533	U2534	U2535	U2536	U2537	U2538	U2539	U2540	U2541	U2542	U2543	U2544	U2545	U2546	U2547	U2548	U2549	U2550	U2551	U2552	U2553	U2554	U2555	U2556	U2557	U2558	U2559	U2560	U2561	U2562	U2563	U2564	U2565	U2566	U2567	U2568	U2569	U2570	U2571	U2572	U2573	U2574	U2575	U2576	U2577	U2578	U2579	U2580	U2581	U2582	U2583	U2584	U2585	U2586	U2587	U2588	U2589	U2590	U2591	U2592	U2593	U2594	U2595	U2596	U2597	U2598	U2599	U2600	U2601	U2602	U2603	U2604	U2605	U2606	U2607	U2608	U2609	U2610	U2611	U2612	U2613	U2614	U2615	U2616	U2617	U2618	U2619	U2620	U2621	U2622	U2623	U2624	U2625	U2626	U2627	U2628	U2629	U2630	U2631	U2632	U2633	U2634	U2635	U2636	U2637	U2638	U2639	U2640	U2641	U2642	U2643	U2644	U2645	U2646	U2647	U2648	U2649	U2650	U2651	U2652	U2653	U2654	U2655	U2656	U2657	U2658	U2659	U2660	U2661	U2662	U2663	U2664	U2665	U2666	U2667	U2668	U2669	U2670	U2671	U2672	U2673	U2674	U2675	U2676	U2677	U2678	U2679	U2680	U2681	U2682	U2683	U2684	U2685	U2686	U2687	U2688	U2689	U2690	U2691	U2692	U2693	U2694	U2695	U2696	U2697	U2698	U2699	U2700	U2701	U2702	U2703	U2704	U2705	U2706	U2707	U2708	U2709	U2710	U2711	U2712	U2713	U2714	U2715	U2716	U2717	U2718	U2719	U2720	U2721	U2722	U2723	U2724	U2725	U2726	U2727	U2728	U2729	U2730	U2731	U2732	U2733	U2734	U2735	U2736	U2737	U2738	U2739	U2740	U2741	U2742	U2743	U2744	U2745	U2746	U2747	U2748	U2749	U2750	U2751	U2752	U2753	U2754	U2755	U2756	U2757	U2758	U2759	U2760	U2761	U2762	U2763	U2764	U2765	U2766	U2767	U2768	U2769	U2770	U2771	U2772	U2773	U2774	U2775	U2776	U2777	U2778	U2779	U2780	U2781	U2782	U2783	U2784

U1496	U1497	G1498	G1499	G1500	G1501	U1431	U1432	U1435	U1506	U1507	U1508	G1509	U1510	U1511	U1512	U1513	U1514	U1515	U1516	U1517	U1518	U1519	U1522	U1525	U1526	G1527	G1528	U1529	U1530	U1531	U1532	U1533	U1534	U1535	G1536	G1537	U1538	G1539	U1540	U1541	U1542	U1543	C	A	C	C	U	C	U	U	U																																																						
G1423	A1427	G1428	A1429	G1430	A1361	U1362	U1363	U1369	G1373	A1374	U1375	U1376	U1377	U1378	U1379	G1380	G1381	G1382	U1383	G1384	U1385	U1386	U1387	U1388	U1389	U1390	U1391	U1392	G1393	U1394	G1397	U1398	U1399	U1400	U1401	U1402	U1403	U1404	U1405	U1406	U1407	U1408	U1409	U1410	U1411	U1412	U1413	U1414	U1415	U1416	U1417	U1418	U1419	U1420	U1483																																																		
C1284	A1285	G1286	A1287	C1288	A	A1290	A1291	A1292	C1293	C1294	G1295	U1296	U1297	A1298	A1299	U1300	U1302	U1303	U1304	C1309	A1310	G1311	U1312	U1313	U1314	U1315	U1316	A1317	U1318	U1319	A1322	U1325	U1326	G1327	C1328	A1329	U1330	U1331	U1332	U1333	U1334	A1335	C1339	U1341	U1342	U1343	U1344	U1345	U1346	U1347	U1348	U1349	A1350	U1351	U1352																																																		
U1092	A1028	A1030	G1031	C1032	C1033	U1034	U	C	C	C	C	C	U	U	U	C	G	G	G	A	C	A1050	A1051	A1052	A1053	U1054	G1055	A1056	C1057	U1061	G1062	U1063	U1064	U1065	C1066	A1067	U1070	U1071	U1072	U1073	U1074	C1075	U1076	U1077	U1078	U1079	U1082	C1083	G1086	U1087	U1088	G1089	U1090	G1091																																																			
G983	G984	U985	U986	U987	A988	A989	U990	U991	C992	G993	A994	A995	G996	C997	G998	A999	U999	U999	U999	C1000	G936	G937	C940	G943	G944	A945	C946	A947	A948	G949	C950	G951	G952	U953	G954	G955	A956	G957	C958	A959	U960	G961	U962	G963	U964	U965	G966	U967	U968	U969	U970	U971	U972	U973	U974	U975	U976	U977	U978	U979	U980	U981	U982	U983	U984	U985	U986	U987	U988	U989	U990	U991	U992	U993	U994	U995	U996	U997	U998	U999	U1000	U1001	U1002	U1003	C1004	C1005	A1006	U1007	C1008	C1009	U1010	U1011	U1012	G1013	A1014	A1015	C1015	A1016	A1017	C1018	U1019	G1020	U1021	A1022	G1023
U705	G706	C707	G708	C709	A710	G711	A712	G713	U714	U715	A716	U717	G718	G719	A720	G721	G722	A723	A724	G725	A726	U727	G728	A729	G730	U731	G732	U733	A734	G735	A736	A737	G738	U739	G740	G741	A742	C743	U744	U745	U746	C747	U748	U749	G750	U751	C752	U753	A756	A757	C758	U759	G760	A761	C762	G763	C764	A765																																															
G831	U832	G833	C834	U835	A836	A837	U838	U839	C840	U841	U842	A843	A844	G845	G846	G847	G848	U849	U	C	C	G855	C856	C857	C858	C859	U860	U861	A862	G863	G864	G865	G866	G867	C868	A870	G871	C872	U873	A874	C878	A879	U880	U881	A882	U883	G884	C885	A886	C887	U888	C889	C890	G891	C892	U893	U894																																																
G895	G896	G897	G898	A899	G900	U901	A902	C903	U904	A905	U906	C907	G908	C909	A910	A911	G912	G913	U914	U915	G916	A923	A924	A925	G926	G927	A928	U929	G932	A933	C934	G935	G936	G937	C940	G943	G944	A945	C946	A947	A948	G949	C950	G951	G952	U953	G954	A955	A956	G957	C958	A959	U960	G961	U962																																																		
G766	A767	U768	G769	U770	G771	C772	A773	G774	A775	U776	G779	U780	G781	A782	U783	G784	G785	U786	C787	A788	U789	A790	C791	A792	G793	U794	A795	U796	U797	A798	G799	U800	A801	A802	C803	C804	U809	A810	G811	U812	A815	U816	G817	C818	A821	A822	A823	A824	C825	G826	A827	U828	G829	U830	U831	U832	U833	U834	U835	U836	U837	U838	U839	U840																																									
U641	C642	A643	U644	U645	G646	G647	A648	A649	A650	C651	U652	G653	A656	A657	U658	C659	G662	A663	G664	U665	G666	C667	A668	G669	A670	G671	U672	G673	U674	A675	U676	A677	A678	G679	U680	G681	U682	A683	U684	U685	U686	C687	U690	G691	U692	G693	U694	A695	G696	U697	G701	A702	U703	A704																																																			

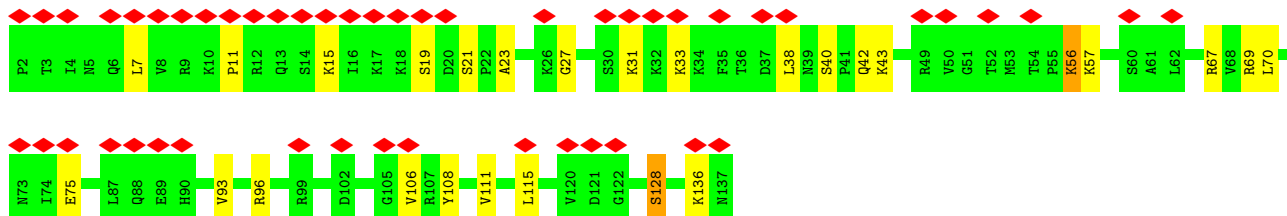
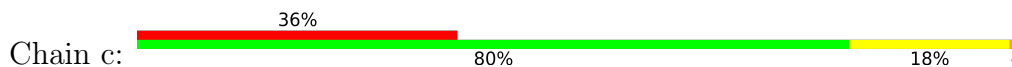
• Molecule 3: 5S rRNA



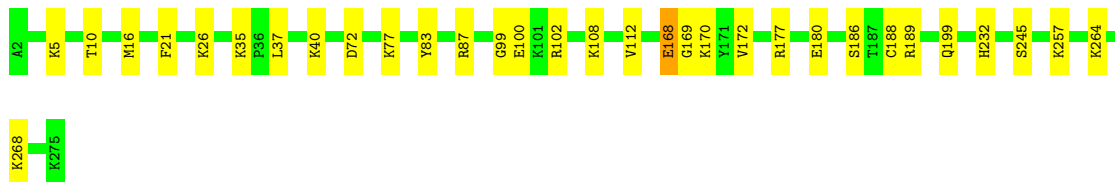
• Molecule 9: 30S ribosomal protein S11



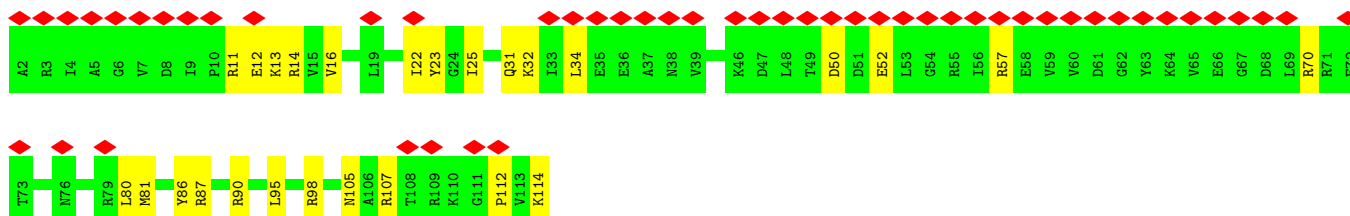
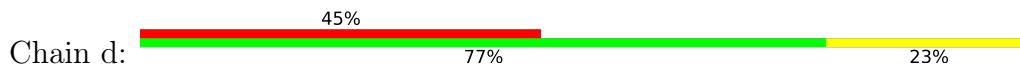
• Molecule 10: 30S ribosomal protein S12



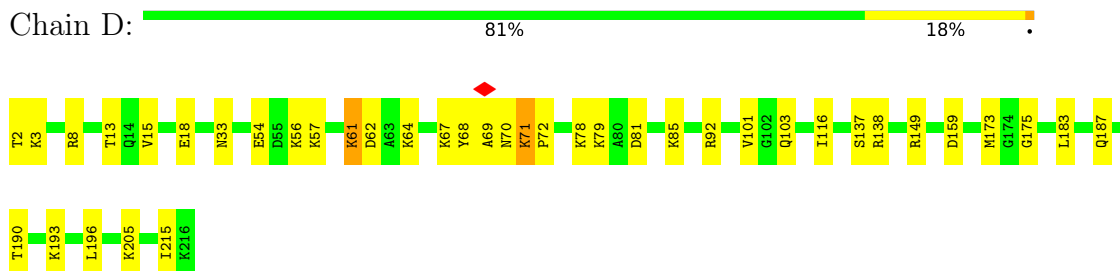
• Molecule 11: 50S ribosomal protein L2



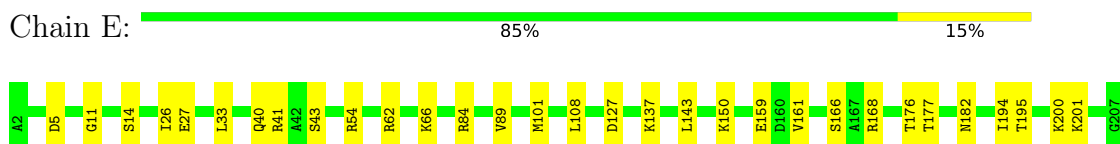
• Molecule 12: 30S ribosomal protein S13



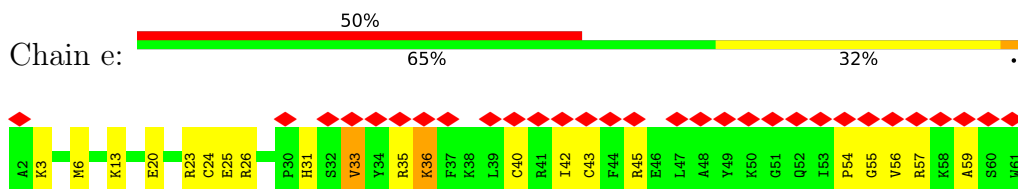
- Molecule 13: 50S ribosomal protein L3



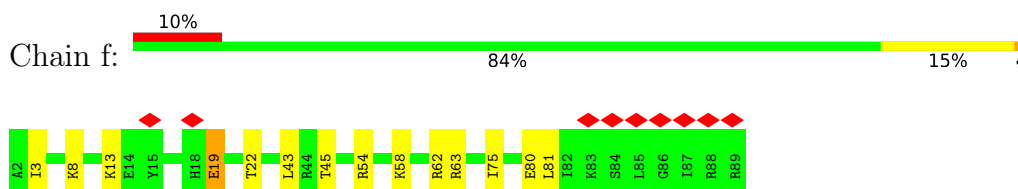
- Molecule 14: 50S ribosomal protein L4



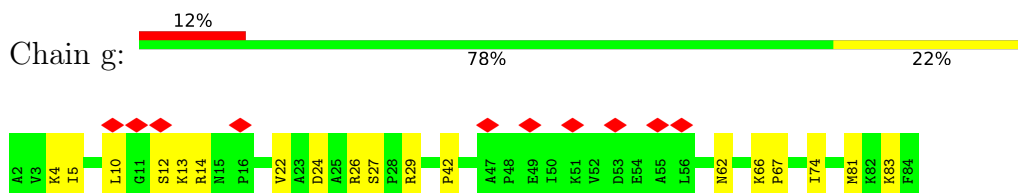
- Molecule 15: 30S ribosomal protein S14 type Z



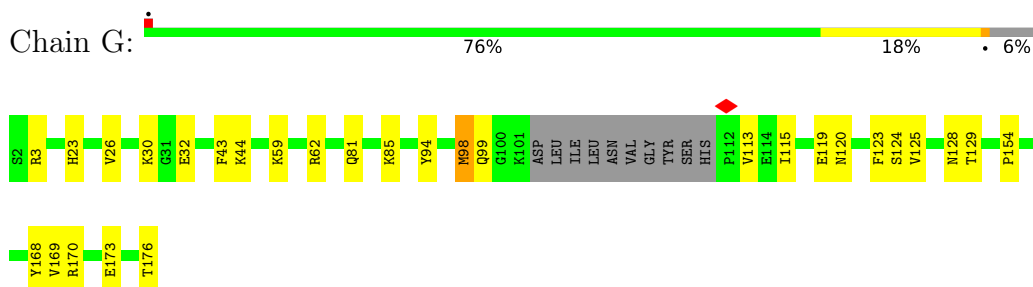
- Molecule 16: 30S ribosomal protein S15



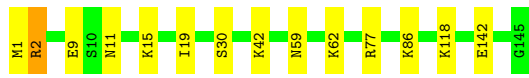
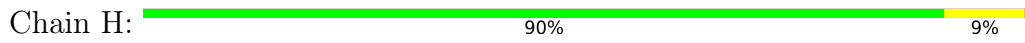
- Molecule 17: 30S ribosomal protein S16



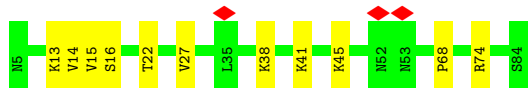
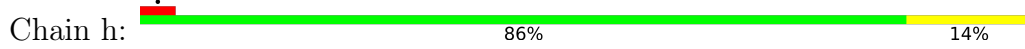
- Molecule 18: 50S ribosomal protein L6



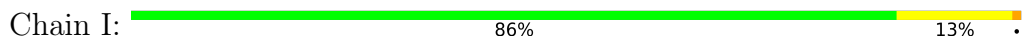
• Molecule 19: 50S ribosomal protein L13



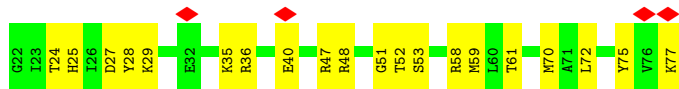
• Molecule 20: 30S ribosomal protein S17



• Molecule 21: 50S ribosomal protein L14



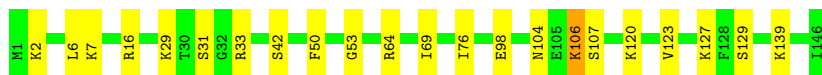
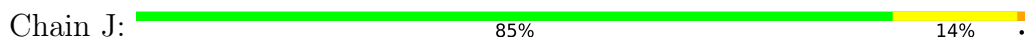
• Molecule 22: 30S ribosomal protein S18



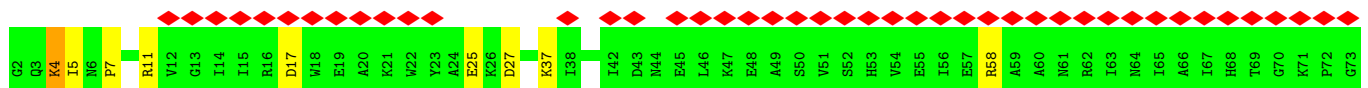
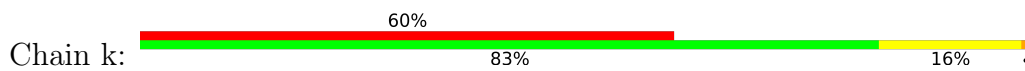
• Molecule 23: 30S ribosomal protein S20

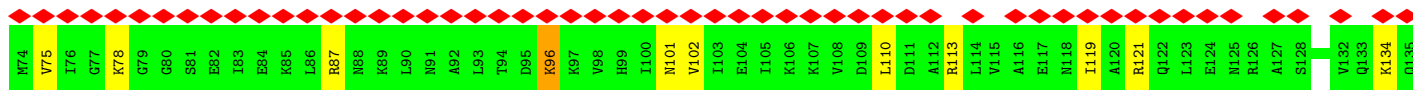


• Molecule 24: 50S ribosomal protein L15

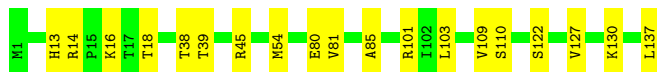
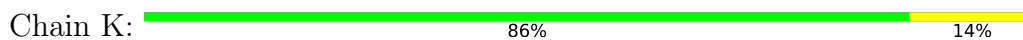


• Molecule 25: 30S ribosomal protein S3

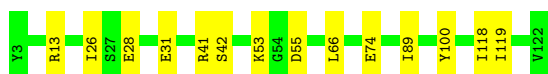
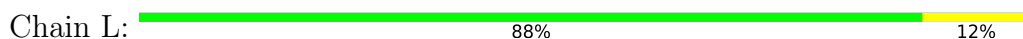




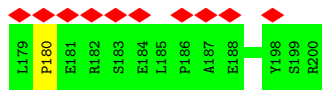
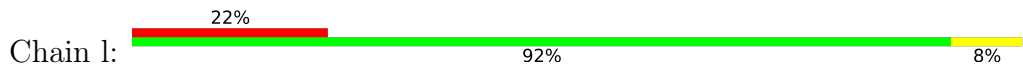
• Molecule 26: 50S ribosomal protein L16



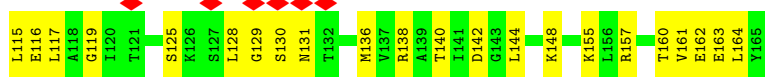
• Molecule 27: 50S ribosomal protein L17



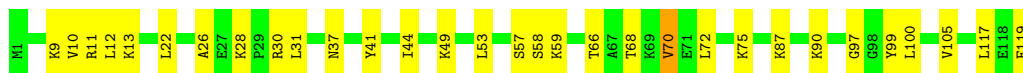
• Molecule 28: 30S ribosomal protein S4



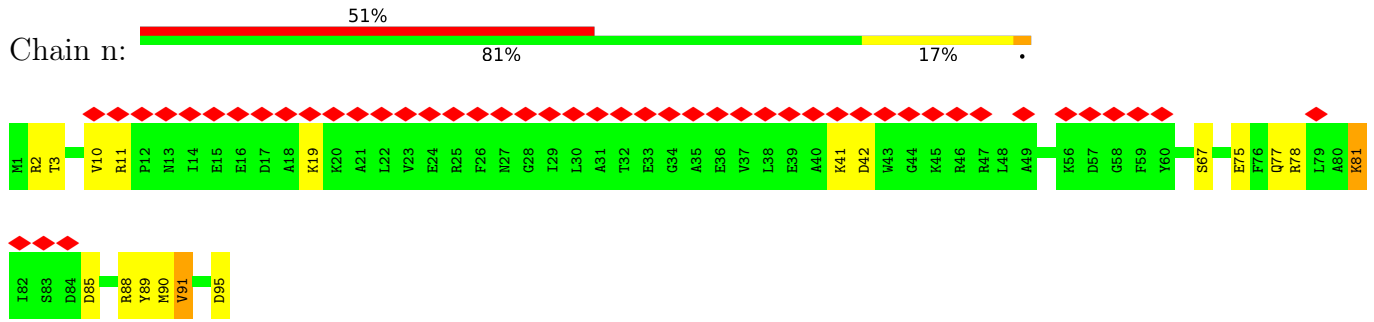
• Molecule 29: 30S ribosomal protein S5



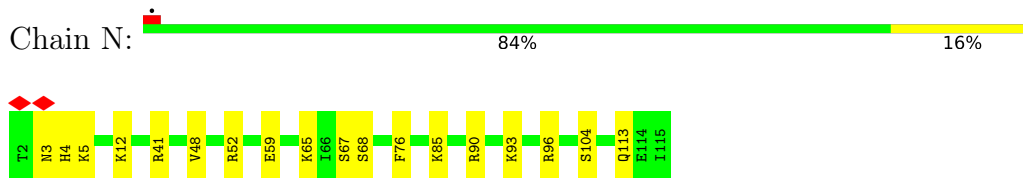
• Molecule 30: 50S ribosomal protein L18



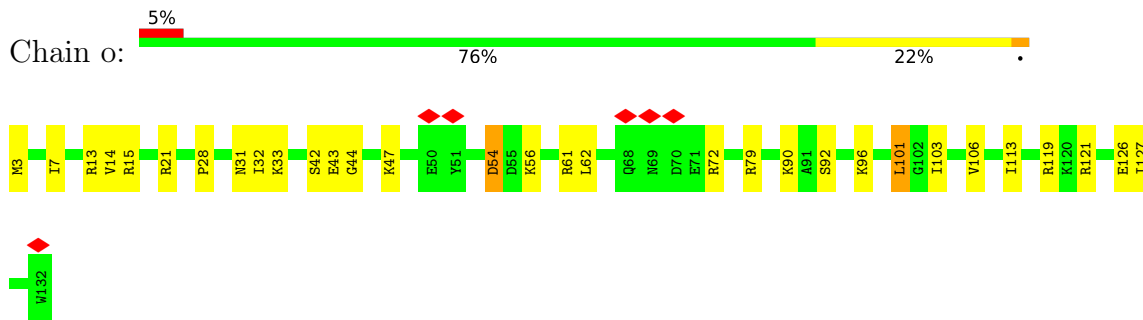
• Molecule 31: 30S ribosomal protein S6



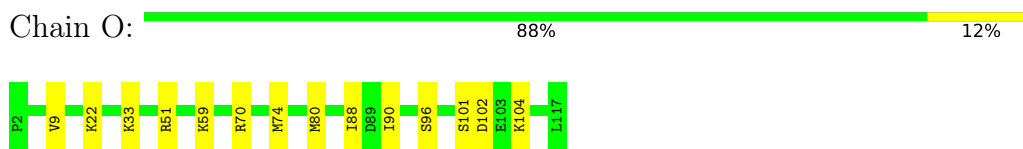
• Molecule 32: 50S ribosomal protein L19



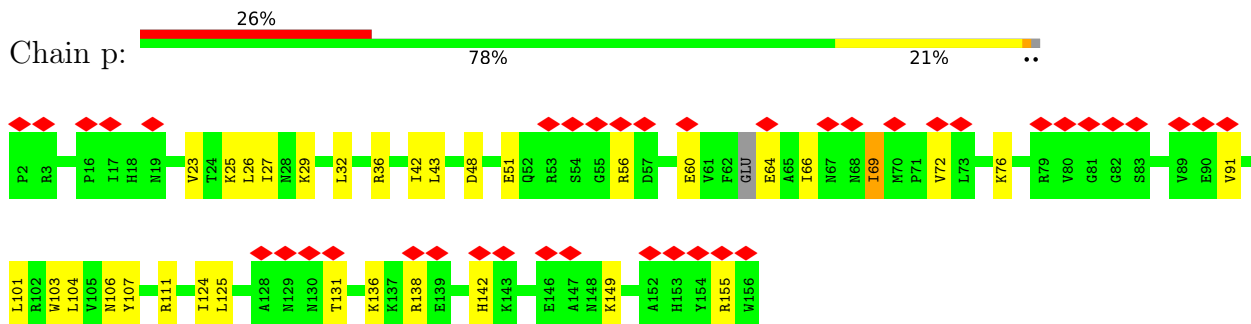
• Molecule 33: 30S ribosomal protein S8




• Molecule 34: 50S ribosomal protein L20



• Molecule 35: 30S ribosomal protein S7




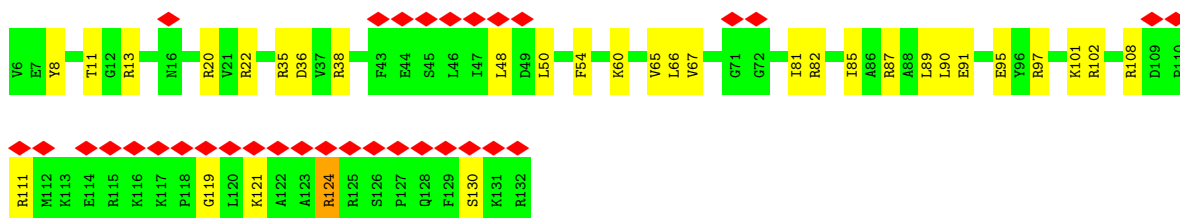
• Molecule 36: 50S ribosomal protein L21

Chain P:  78% 21%




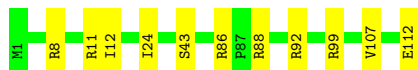
- Molecule 37: 30S ribosomal protein S9

Chain q:  26% 75% 24%




- Molecule 38: 50S ribosomal protein L22

Chain Q:  90% 10%




- Molecule 39: 50S ribosomal protein L23

Chain R:  81% 18%




- Molecule 40: 50S ribosomal protein L24

Chain S:  83% 17%




- Molecule 41: 50S ribosomal protein L25

Chain T:  82% 18%

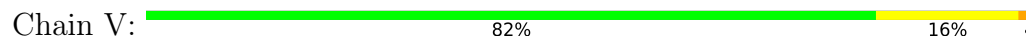


- Molecule 42: 50S ribosomal protein L27

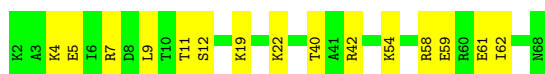
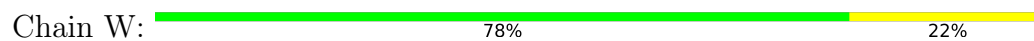
Chain U:  82% 16%



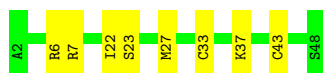
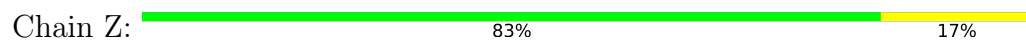
- Molecule 43: 50S ribosomal protein L28



- Molecule 44: 50S ribosomal protein L29



- Molecule 45: 50S ribosomal protein L32p



- Molecule 46: 50S ribosomal protein L5



4 Experimental information

Property	Value	Source
EM reconstruction method	SINGLE PARTICLE	Depositor
Imposed symmetry	POINT, Not provided	
Number of particles used	192105	Depositor
Resolution determination method	FSC 0.143 CUT-OFF	Depositor
CTF correction method	NONE	Depositor
Microscope	FEI TITAN KRIOS	Depositor
Voltage (kV)	300	Depositor
Electron dose ($e^-/\text{\AA}^2$)	47	Depositor
Minimum defocus (nm)	Not provided	
Maximum defocus (nm)	Not provided	
Magnification	Not provided	
Image detector	GATAN K2 SUMMIT (4k x 4k)	Depositor
Maximum map value	0.076	Depositor
Minimum map value	-0.028	Depositor
Average map value	0.000	Depositor
Map value standard deviation	0.003	Depositor
Recommended contour level	0.0045	Depositor
Map size (\AA)	408.0, 408.0, 408.0	wwPDB
Map dimensions	480, 480, 480	wwPDB
Map angles ($^\circ$)	90.0, 90.0, 90.0	wwPDB
Pixel spacing (\AA)	0.85, 0.85, 0.85	Depositor

5 Model quality [i](#)

5.1 Standard geometry [i](#)

The Z score for a bond length (or angle) is the number of standard deviations the observed value is removed from the expected value. A bond length (or angle) with $|Z| > 5$ is considered an outlier worth inspection. RMSZ is the root-mean-square of all Z scores of the bond lengths (or angles).

Mol	Chain	Bond lengths		Bond angles	
		RMSZ	# Z >5	RMSZ	# Z >5
1	Y	0.21	0/65368	0.63	2/101922 (0.0%)
2	X	0.20	0/34716	0.64	6/54120 (0.0%)
3	3	0.21	0/2717	0.64	1/4232 (0.0%)
4	1	0.65	0/451	0.57	0/606
4	A	0.62	0/395	0.57	0/530
5	B	0.61	0/371	0.56	0/484
6	2	0.62	0/526	0.57	0/690
7	4	0.64	0/298	0.57	0/392
8	a	0.67	0/637	0.62	0/865
9	b	0.67	0/840	0.60	0/1137
10	c	0.68	0/991	0.60	0/1337
11	C	0.64	0/2129	0.60	0/2858
12	d	0.68	0/835	0.59	0/1123
13	D	0.65	0/1651	0.59	0/2215
14	E	0.64	0/1595	0.57	0/2154
15	e	0.63	0/507	0.58	0/674
16	f	0.65	0/721	0.56	0/964
17	g	0.71	0/541	0.62	0/733
18	G	0.69	0/1199	0.62	0/1621
19	H	0.64	0/1165	0.57	0/1570
20	h	0.72	0/527	0.60	0/721
21	I	0.65	0/925	0.58	0/1242
22	i	0.64	0/465	0.56	0/620
23	j	0.72	0/496	0.71	0/669
24	J	0.65	0/1100	0.59	0/1467
25	k	0.66	0/1573	0.59	0/2121
26	K	0.64	0/1095	0.58	0/1472
27	L	0.65	0/936	0.57	0/1253
28	l	0.78	0/1062	0.64	0/1465
29	m	0.67	0/1167	0.61	0/1576
30	M	0.66	0/891	0.59	0/1194
31	n	0.64	0/796	0.56	0/1069
32	N	0.64	0/901	0.56	0/1209
33	o	0.66	0/1019	0.59	0/1371

Mol	Chain	Bond lengths		Bond angles	
		RMSZ	# Z >5	RMSZ	# Z >5
34	O	0.62	0/954	0.55	0/1264
35	p	0.67	0/1170	0.65	0/1580
36	P	0.64	0/800	0.57	0/1070
37	q	0.65	0/990	0.60	0/1332
38	Q	0.64	0/862	0.57	0/1161
39	R	0.64	0/723	0.56	0/966
40	S	0.66	0/779	0.59	0/1043
41	T	0.67	0/730	0.59	0/981
42	U	0.65	0/603	0.58	0/802
43	V	0.65	0/384	0.58	0/515
44	W	0.65	0/542	0.55	0/722
45	Z	0.65	0/361	0.59	0/482
46	F	0.84	0/763	0.83	0/1059
All	All	0.39	0/140267	0.62	9/210653 (0.0%)

There are no bond length outliers.

All (9) bond angle outliers are listed below:

Mol	Chain	Res	Type	Atoms	Z	Observed(°)	Ideal(°)
1	Y	2591	A	C2'-C3'-O3'	7.59	126.20	109.50
3	3	26	C	C2'-C3'-O3'	7.59	126.20	109.50
2	X	1431	U	C2'-C3'-O3'	7.43	125.85	109.50
2	X	514	G	C2'-C3'-O3'	6.51	124.11	113.70
2	X	277	U	C2'-C3'-O3'	6.34	123.84	113.70
2	X	823	A	C2'-C3'-O3'	6.30	123.78	113.70
2	X	249	G	C2'-C3'-O3'	6.29	123.76	113.70
1	Y	1897	U	C2'-C3'-O3'	5.90	123.13	113.70
2	X	1016	A	C2'-C3'-O3'	5.63	122.70	113.70

There are no chirality outliers.

There are no planarity outliers.

5.2 Too-close contacts [i](#)

Due to software issues we are unable to calculate clashes - this section is therefore empty.

5.3 Torsion angles [i](#)

5.3.1 Protein backbone [i](#)

In the following table, the Percentiles column shows the percent Ramachandran outliers of the chain as a percentile score with respect to all PDB entries followed by that with respect to all EM entries.

The Analysed column shows the number of residues for which the backbone conformation was analysed, and the total number of residues.

Mol	Chain	Analysed	Favoured	Allowed	Outliers	Percentiles	
4	1	56/105 (53%)	51 (91%)	5 (9%)	0	100	100
4	A	45/105 (43%)	41 (91%)	3 (7%)	1 (2%)	6	21
5	B	41/43 (95%)	38 (93%)	3 (7%)	0	100	100
6	2	62/64 (97%)	48 (77%)	13 (21%)	1 (2%)	9	28
7	4	35/37 (95%)	32 (91%)	2 (6%)	1 (3%)	4	15
8	a	78/80 (98%)	51 (65%)	22 (28%)	5 (6%)	1	3
9	b	112/114 (98%)	85 (76%)	22 (20%)	5 (4%)	2	7
10	c	134/136 (98%)	101 (75%)	26 (19%)	7 (5%)	2	5
11	C	272/274 (99%)	230 (85%)	38 (14%)	4 (2%)	10	30
12	d	111/113 (98%)	88 (79%)	20 (18%)	3 (3%)	5	16
13	D	213/215 (99%)	179 (84%)	27 (13%)	7 (3%)	4	13
14	E	204/206 (99%)	181 (89%)	21 (10%)	2 (1%)	15	40
15	e	58/60 (97%)	44 (76%)	9 (16%)	5 (9%)	1	1
16	f	86/88 (98%)	73 (85%)	12 (14%)	1 (1%)	13	35
17	g	81/83 (98%)	54 (67%)	22 (27%)	5 (6%)	1	3
18	G	161/175 (92%)	126 (78%)	31 (19%)	4 (2%)	5	18
19	H	143/145 (99%)	125 (87%)	15 (10%)	3 (2%)	7	22
20	h	78/80 (98%)	60 (77%)	17 (22%)	1 (1%)	12	33
21	I	120/122 (98%)	105 (88%)	14 (12%)	1 (1%)	19	46
22	i	54/56 (96%)	42 (78%)	10 (18%)	2 (4%)	3	11
23	j	73/78 (94%)	56 (77%)	15 (20%)	2 (3%)	5	16
24	J	144/146 (99%)	123 (85%)	18 (12%)	3 (2%)	7	22
25	k	200/202 (99%)	159 (80%)	35 (18%)	6 (3%)	4	14
26	K	135/137 (98%)	119 (88%)	13 (10%)	3 (2%)	6	21
27	L	118/120 (98%)	108 (92%)	9 (8%)	1 (1%)	19	46

Continued on next page...

Continued from previous page...

Mol	Chain	Analysed	Favoured	Allowed	Outliers	Percentiles	
28	l	196/198 (99%)	154 (79%)	33 (17%)	9 (5%)	2	7
29	m	154/156 (99%)	116 (75%)	32 (21%)	6 (4%)	3	10
30	M	117/119 (98%)	98 (84%)	15 (13%)	4 (3%)	3	12
31	n	93/95 (98%)	72 (77%)	19 (20%)	2 (2%)	6	21
32	N	112/114 (98%)	100 (89%)	10 (9%)	2 (2%)	8	25
33	o	128/130 (98%)	88 (69%)	35 (27%)	5 (4%)	3	10
34	O	114/116 (98%)	108 (95%)	3 (3%)	3 (3%)	5	17
35	p	150/155 (97%)	127 (85%)	20 (13%)	3 (2%)	7	23
36	P	100/102 (98%)	84 (84%)	14 (14%)	2 (2%)	7	23
37	q	125/127 (98%)	98 (78%)	23 (18%)	4 (3%)	4	13
38	Q	110/112 (98%)	96 (87%)	13 (12%)	1 (1%)	17	43
39	R	87/89 (98%)	77 (88%)	8 (9%)	2 (2%)	6	20
40	S	101/103 (98%)	83 (82%)	14 (14%)	4 (4%)	3	9
41	T	92/94 (98%)	82 (89%)	8 (9%)	2 (2%)	6	21
42	U	77/79 (98%)	69 (90%)	6 (8%)	2 (3%)	5	17
43	V	47/49 (96%)	39 (83%)	6 (13%)	2 (4%)	2	8
44	W	65/67 (97%)	58 (89%)	6 (9%)	1 (2%)	10	30
45	Z	45/47 (96%)	38 (84%)	5 (11%)	2 (4%)	2	8
46	F	151/158 (96%)	110 (73%)	32 (21%)	9 (6%)	1	4
All	All	4878/5094 (96%)	4016 (82%)	724 (15%)	138 (3%)	8	16

All (138) Ramachandran outliers are listed below:

Mol	Chain	Res	Type
8	a	63	GLU
10	c	57	LYS
12	d	95	LEU
13	D	71	LYS
17	g	66	LYS
28	l	32	ALA
35	p	155	ARG
40	S	51	ASN
46	F	74	ILE
46	F	85	ILE
46	F	132	VAL

Continued on next page...

Continued from previous page...

Mol	Chain	Res	Type
4	A	42	TYR
6	2	20	GLY
8	a	51	ILE
8	a	55	VAL
9	b	123	PRO
13	D	175	GLY
14	E	11	GLY
15	e	33	VAL
15	e	55	GLY
18	G	98	MET
18	G	173	GLU
21	I	77	ILE
22	i	24	THR
23	j	11	VAL
25	k	4	LYS
28	l	33	PRO
28	l	120	LEU
28	l	139	ILE
29	m	110	PRO
29	m	119	GLY
29	m	129	GLY
30	M	66	THR
34	O	102	ASP
42	U	28	ARG
46	F	81	GLU
10	c	136	LYS
11	C	169	GLY
12	d	105	ASN
15	e	59	ALA
19	H	11	ASN
19	H	59	ASN
25	k	25	GLU
27	L	100	TYR
28	l	76	GLY
28	l	81	VAL
29	m	44	GLY
29	m	77	VAL
30	M	26	ALA
33	o	44	GLY
36	P	101	ASN
37	q	124	ARG
40	S	6	GLY

Continued on next page...

Continued from previous page...

Mol	Chain	Res	Type
40	S	96	LYS
41	T	84	ASN
44	W	11	THR
45	Z	33	CYS
46	F	84	PRO
46	F	121	ALA
8	a	58	TYR
9	b	50	LEU
9	b	76	GLU
10	c	23	ALA
10	c	56	LYS
10	c	128	SER
11	C	168	GLU
13	D	61	LYS
13	D	62	ASP
14	E	89	VAL
15	e	36	LYS
15	e	54	PRO
16	f	19	GLU
17	g	62	ASN
18	G	165	GLN
22	i	51	GLY
25	k	7	PRO
25	k	17	ASP
25	k	78	LYS
25	k	96	LYS
26	K	80	GLU
26	K	85	ALA
31	n	81	LYS
32	N	3	ASN
32	N	67	SER
33	o	54	ASP
33	o	101	LEU
34	O	101	SER
35	p	131	THR
36	P	50	ALA
38	Q	11	ARG
39	R	32	ARG
41	T	65	VAL
45	Z	43	CYS
46	F	109	PRO
46	F	145	LYS

Continued on next page...

Continued from previous page...

Mol	Chain	Res	Type
12	d	112	PRO
13	D	69	ALA
13	D	72	PRO
20	h	68	PRO
23	j	56	LEU
24	J	2	LYS
24	J	53	GLY
24	J	106	LYS
26	K	14	ARG
28	l	171	SER
29	m	128	LEU
33	o	43	GLU
42	U	82	ARG
43	V	58	LYS
46	F	32	ASP
7	4	26	ILE
8	a	80	THR
9	b	46	SER
11	C	21	PHE
19	H	2	ARG
37	q	67	VAL
39	R	4	ARG
13	D	101	VAL
17	g	22	VAL
17	g	42	PRO
30	M	70	VAL
31	n	91	VAL
35	p	69	ILE
37	q	65	VAL
37	q	119	GLY
18	G	154	PRO
33	o	28	PRO
34	O	9	VAL
40	S	55	GLY
9	b	39	GLY
10	c	11	PRO
10	c	27	GLY
11	C	99	GLY
17	g	67	PRO
28	l	135	PRO
28	l	180	PRO
30	M	97	GLY

Continued on next page...

Continued from previous page...

Mol	Chain	Res	Type
43	V	57	GLY

5.3.2 Protein sidechains [i](#)

In the following table, the Percentiles column shows the percent sidechain outliers of the chain as a percentile score with respect to all PDB entries followed by that with respect to all EM entries.

The Analysed column shows the number of residues for which the sidechain conformation was analysed, and the total number of residues.

Mol	Chain	Analysed	Rotameric	Outliers	Percentiles	
4	1	52/97 (54%)	46 (88%)	6 (12%)	5	15
4	A	44/97 (45%)	27 (61%)	17 (39%)	0	0
5	B	39/39 (100%)	34 (87%)	5 (13%)	4	11
6	2	55/55 (100%)	47 (86%)	8 (14%)	3	8
7	4	35/35 (100%)	29 (83%)	6 (17%)	2	5
8	a	67/73 (92%)	45 (67%)	22 (33%)	0	0
9	b	85/90 (94%)	65 (76%)	20 (24%)	1	1
10	c	95/118 (80%)	73 (77%)	22 (23%)	1	1
11	C	221/221 (100%)	192 (87%)	29 (13%)	4	10
12	d	75/97 (77%)	52 (69%)	23 (31%)	0	0
13	D	173/173 (100%)	138 (80%)	35 (20%)	1	3
14	E	168/168 (100%)	139 (83%)	29 (17%)	2	5
15	e	51/52 (98%)	33 (65%)	18 (35%)	0	0
16	f	74/80 (92%)	60 (81%)	14 (19%)	1	3
17	g	36/70 (51%)	23 (64%)	13 (36%)	0	0
18	G	115/153 (75%)	86 (75%)	29 (25%)	0	1
19	H	122/123 (99%)	110 (90%)	12 (10%)	8	21
20	h	35/75 (47%)	25 (71%)	10 (29%)	0	1
21	I	100/100 (100%)	83 (83%)	17 (17%)	2	5
22	i	49/50 (98%)	31 (63%)	18 (37%)	0	0
23	j	37/65 (57%)	19 (51%)	18 (49%)	0	0
24	J	109/112 (97%)	89 (82%)	20 (18%)	1	4
25	k	151/164 (92%)	120 (80%)	31 (20%)	1	2

Continued on next page...

Continued from previous page...

Mol	Chain	Analysed	Rotameric	Outliers	Percentiles	
26	K	108/114 (95%)	92 (85%)	16 (15%)	3	8
27	L	96/101 (95%)	83 (86%)	13 (14%)	4	9
28	l	23/174 (13%)	17 (74%)	6 (26%)	0	1
29	m	120/122 (98%)	78 (65%)	42 (35%)	0	0
30	M	83/95 (87%)	55 (66%)	28 (34%)	0	0
31	n	82/83 (99%)	64 (78%)	18 (22%)	1	2
32	N	93/100 (93%)	77 (83%)	16 (17%)	2	5
33	o	107/111 (96%)	79 (74%)	28 (26%)	0	1
34	O	96/96 (100%)	85 (88%)	11 (12%)	5	15
35	p	114/131 (87%)	83 (73%)	31 (27%)	0	1
36	P	84/86 (98%)	63 (75%)	21 (25%)	0	1
37	q	96/105 (91%)	67 (70%)	29 (30%)	0	0
38	Q	89/91 (98%)	79 (89%)	10 (11%)	6	16
39	R	78/80 (98%)	62 (80%)	16 (20%)	1	2
40	S	81/88 (92%)	67 (83%)	14 (17%)	2	5
41	T	78/82 (95%)	63 (81%)	15 (19%)	1	3
42	U	59/62 (95%)	46 (78%)	13 (22%)	1	2
43	V	39/41 (95%)	31 (80%)	8 (20%)	1	2
44	W	58/60 (97%)	44 (76%)	14 (24%)	0	1
45	Z	35/43 (81%)	29 (83%)	6 (17%)	2	5
All	All	3607/4172 (86%)	2830 (78%)	777 (22%)	3	2

All (777) residues with a non-rotameric sidechain are listed below:

Mol	Chain	Res	Type
4	A	2	ARG
4	A	7	LEU
4	A	10	THR
4	A	12	CYS
4	A	16	ASN
4	A	18	ILE
4	A	21	LYS
4	A	22	ASN
4	A	23	LYS
4	A	24	ARG

Continued on next page...

Continued from previous page...

Mol	Chain	Res	Type
4	A	34	LYS
4	A	35	TYR
4	A	36	CYS
4	A	38	ARG
4	A	41	LYS
4	A	46	ARG
4	A	47	GLU
5	B	5	THR
5	B	11	ARG
5	B	15	LYS
5	B	25	THR
5	B	30	LYS
6	2	3	LYS
6	2	4	MET
6	2	12	LYS
6	2	26	ARG
6	2	35	ASN
6	2	46	LYS
6	2	53	SER
6	2	59	LYS
7	4	8	LYS
7	4	11	CYS
7	4	13	LYS
7	4	15	LYS
7	4	28	GLU
7	4	34	GLN
8	a	18	ILE
8	a	19	ASP
8	a	21	SER
8	a	24	LYS
8	a	25	ILE
8	a	30	LYS
8	a	35	ASP
8	a	37	SER
8	a	42	LEU
8	a	44	THR
8	a	45	GLU
8	a	47	SER
8	a	48	VAL
8	a	51	ILE
8	a	53	ARG
8	a	55	VAL

Continued on next page...

Continued from previous page...

Mol	Chain	Res	Type
8	a	58	TYR
8	a	60	ASP
8	a	62	ARG
8	a	69	THR
8	a	72	ARG
8	a	74	ILE
9	b	22	HIS
9	b	23	ILE
9	b	24	ARG
9	b	26	THR
9	b	28	ASN
9	b	35	THR
9	b	44	TRP
9	b	53	LYS
9	b	58	SER
9	b	67	SER
9	b	68	GLU
9	b	93	ARG
9	b	98	ARG
9	b	102	SER
9	b	105	LEU
9	b	111	ARG
9	b	112	ASP
9	b	121	CYS
9	b	122	ARG
9	b	127	ARG
10	c	7	LEU
10	c	15	LYS
10	c	19	SER
10	c	21	SER
10	c	31	LYS
10	c	33	LYS
10	c	38	LEU
10	c	40	SER
10	c	42	GLN
10	c	43	LYS
10	c	56	LYS
10	c	67	ARG
10	c	69	ARG
10	c	70	LEU
10	c	75	GLU
10	c	93	VAL

Continued on next page...

Continued from previous page...

Mol	Chain	Res	Type
10	c	96	ARG
10	c	106	VAL
10	c	108	TYR
10	c	111	VAL
10	c	115	LEU
10	c	128	SER
11	C	5	LYS
11	C	10	THR
11	C	16	MET
11	C	26	LYS
11	C	35	LYS
11	C	37	LEU
11	C	40	LYS
11	C	72	ASP
11	C	77	LYS
11	C	83	TYR
11	C	87	ARG
11	C	100	GLU
11	C	102	ARG
11	C	108	LYS
11	C	112	VAL
11	C	168	GLU
11	C	170	LYS
11	C	172	VAL
11	C	177	ARG
11	C	180	GLU
11	C	186	SER
11	C	188	CYS
11	C	189	ARG
11	C	199	GLN
11	C	232	HIS
11	C	245	SER
11	C	257	LYS
11	C	264	LYS
11	C	268	LYS
12	d	11	ARG
12	d	12	GLU
12	d	13	LYS
12	d	14	ARG
12	d	16	VAL
12	d	22	ILE
12	d	23	TYR

Continued on next page...

Continued from previous page...

Mol	Chain	Res	Type
12	d	25	ILE
12	d	31	GLN
12	d	32	LYS
12	d	34	LEU
12	d	50	ASP
12	d	52	GLU
12	d	57	ARG
12	d	70	ARG
12	d	80	LEU
12	d	81	MET
12	d	86	TYR
12	d	87	ARG
12	d	90	ARG
12	d	98	ARG
12	d	107	ARG
12	d	114	LYS
13	D	2	THR
13	D	3	LYS
13	D	8	ARG
13	D	13	THR
13	D	15	VAL
13	D	18	GLU
13	D	33	ASN
13	D	54	GLU
13	D	56	LYS
13	D	57	LYS
13	D	61	LYS
13	D	64	LYS
13	D	67	LYS
13	D	68	TYR
13	D	70	ASN
13	D	71	LYS
13	D	78	LYS
13	D	79	LYS
13	D	81	ASP
13	D	85	LYS
13	D	92	ARG
13	D	103	GLN
13	D	116	ILE
13	D	137	SER
13	D	138	ARG
13	D	149	ARG

Continued on next page...

Continued from previous page...

Mol	Chain	Res	Type
13	D	159	ASP
13	D	173	MET
13	D	183	LEU
13	D	187	GLN
13	D	190	THR
13	D	193	LYS
13	D	196	LEU
13	D	205	LYS
13	D	215	ILE
14	E	5	ASP
14	E	14	SER
14	E	26	ILE
14	E	27	GLU
14	E	33	LEU
14	E	40	GLN
14	E	41	ARG
14	E	43	SER
14	E	54	ARG
14	E	62	ARG
14	E	66	LYS
14	E	84	ARG
14	E	101	MET
14	E	108	LEU
14	E	127	ASP
14	E	137	LYS
14	E	143	LEU
14	E	150	LYS
14	E	159	GLU
14	E	161	VAL
14	E	166	SER
14	E	168	ARG
14	E	176	THR
14	E	177	THR
14	E	182	ASN
14	E	194	ILE
14	E	195	THR
14	E	200	LYS
14	E	201	LYS
15	e	3	LYS
15	e	6	MET
15	e	13	LYS
15	e	20	GLU

Continued on next page...

Continued from previous page...

Mol	Chain	Res	Type
15	e	23	ARG
15	e	24	CYS
15	e	25	GLU
15	e	26	ARG
15	e	31	HIS
15	e	33	VAL
15	e	35	ARG
15	e	36	LYS
15	e	40	CYS
15	e	42	ILE
15	e	43	CYS
15	e	45	ARG
15	e	56	VAL
15	e	57	ARG
16	f	3	ILE
16	f	8	LYS
16	f	13	LYS
16	f	19	GLU
16	f	22	THR
16	f	43	LEU
16	f	45	THR
16	f	54	ARG
16	f	58	LYS
16	f	62	ARG
16	f	63	ARG
16	f	75	ILE
16	f	80	GLU
16	f	81	LEU
17	g	4	LYS
17	g	5	ILE
17	g	10	LEU
17	g	12	SER
17	g	13	LYS
17	g	14	ARG
17	g	24	ASP
17	g	26	ARG
17	g	27	SER
17	g	29	ARG
17	g	74	ILE
17	g	81	MET
17	g	83	LYS
18	G	3	ARG

Continued on next page...

Continued from previous page...

Mol	Chain	Res	Type
18	G	23	HIS
18	G	26	VAL
18	G	30	LYS
18	G	32	GLU
18	G	43	PHE
18	G	44	LYS
18	G	59	LYS
18	G	62	ARG
18	G	81	GLN
18	G	85	LYS
18	G	94	TYR
18	G	98	MET
18	G	99	GLN
18	G	113	VAL
18	G	115	ILE
18	G	119	GLU
18	G	120	ASN
18	G	123	PHE
18	G	124	SER
18	G	125	VAL
18	G	128	ASN
18	G	129	THR
18	G	158	LYS
18	G	163	ARG
18	G	168	TYR
18	G	169	VAL
18	G	170	ARG
18	G	176	THR
19	H	1	MET
19	H	2	ARG
19	H	9	GLU
19	H	15	LYS
19	H	19	ILE
19	H	30	SER
19	H	42	LYS
19	H	62	LYS
19	H	77	ARG
19	H	86	LYS
19	H	118	LYS
19	H	142	GLU
20	h	13	LYS
20	h	14	VAL

Continued on next page...

Continued from previous page...

Mol	Chain	Res	Type
20	h	15	VAL
20	h	16	SER
20	h	22	THR
20	h	27	VAL
20	h	38	LYS
20	h	41	LYS
20	h	45	LYS
20	h	74	ARG
21	I	9	LYS
21	I	18	GLU
21	I	23	LYS
21	I	25	LEU
21	I	30	ARG
21	I	31	LYS
21	I	47	THR
21	I	66	LYS
21	I	70	ARG
21	I	77	ILE
21	I	78	LYS
21	I	80	ASP
21	I	82	ASN
21	I	86	ILE
21	I	94	ARG
21	I	113	LYS
21	I	122	LEU
22	i	25	HIS
22	i	27	ASP
22	i	28	TYR
22	i	29	LYS
22	i	35	LYS
22	i	36	ARG
22	i	40	GLU
22	i	47	ARG
22	i	48	ARG
22	i	52	THR
22	i	53	SER
22	i	58	ARG
22	i	59	MET
22	i	61	THR
22	i	70	MET
22	i	72	LEU
22	i	75	TYR

Continued on next page...

Continued from previous page...

Mol	Chain	Res	Type
22	i	77	LYS
23	j	5	LYS
23	j	6	SER
23	j	8	ILE
23	j	9	LYS
23	j	11	VAL
23	j	12	LYS
23	j	13	THR
23	j	14	THR
23	j	15	GLU
23	j	16	LYS
23	j	18	GLU
23	j	20	ARG
23	j	22	ILE
23	j	33	LYS
23	j	68	SER
23	j	75	LYS
23	j	78	LEU
23	j	79	MET
24	J	6	LEU
24	J	7	LYS
24	J	16	ARG
24	J	29	LYS
24	J	31	SER
24	J	33	ARG
24	J	42	SER
24	J	50	PHE
24	J	64	ARG
24	J	69	ILE
24	J	76	ILE
24	J	98	GLU
24	J	104	ASN
24	J	106	LYS
24	J	107	SER
24	J	120	LYS
24	J	123	VAL
24	J	127	LYS
24	J	129	SER
24	J	139	LYS
25	k	4	LYS
25	k	5	ILE
25	k	11	ARG

Continued on next page...

Continued from previous page...

Mol	Chain	Res	Type
25	k	27	ASP
25	k	37	LYS
25	k	58	ARG
25	k	75	VAL
25	k	87	ARG
25	k	96	LYS
25	k	101	ASN
25	k	102	VAL
25	k	110	LEU
25	k	113	ARG
25	k	119	ILE
25	k	121	ARG
25	k	134	LYS
25	k	137	ILE
25	k	139	ARG
25	k	146	LYS
25	k	148	ILE
25	k	155	ARG
25	k	174	LEU
25	k	175	HIS
25	k	176	THR
25	k	183	TYR
25	k	192	TYR
25	k	195	LEU
25	k	197	VAL
25	k	198	LYS
25	k	201	ILE
25	k	203	ARG
26	K	13	HIS
26	K	16	LYS
26	K	18	THR
26	K	38	THR
26	K	39	THR
26	K	45	ARG
26	K	54	MET
26	K	81	VAL
26	K	101	ARG
26	K	103	LEU
26	K	109	VAL
26	K	110	SER
26	K	122	SER
26	K	127	VAL

Continued on next page...

Continued from previous page...

Mol	Chain	Res	Type
26	K	130	LYS
26	K	137	LEU
27	L	13	ARG
27	L	26	ILE
27	L	28	GLU
27	L	31	GLU
27	L	41	ARG
27	L	42	SER
27	L	53	LYS
27	L	55	ASP
27	L	66	LEU
27	L	74	GLU
27	L	89	ILE
27	L	118	ILE
27	L	119	ILE
28	l	45	SER
28	l	50	GLN
28	l	51	LEU
28	l	60	LEU
28	l	61	TYR
28	l	64	THR
29	m	16	VAL
29	m	19	ASN
29	m	30	ARG
29	m	32	ARG
29	m	36	LEU
29	m	42	LYS
29	m	46	VAL
29	m	52	LYS
29	m	54	GLN
29	m	55	GLU
29	m	58	GLU
29	m	61	LYS
29	m	62	LYS
29	m	65	GLU
29	m	69	LYS
29	m	70	ASP
29	m	76	ARG
29	m	85	ILE
29	m	89	TYR
29	m	96	MET
29	m	97	LYS

Continued on next page...

Continued from previous page...

Mol	Chain	Res	Type
29	m	106	ILE
29	m	112	ARG
29	m	115	LEU
29	m	116	GLU
29	m	117	LEU
29	m	125	SER
29	m	130	SER
29	m	131	ASN
29	m	136	MET
29	m	138	ARG
29	m	140	THR
29	m	142	ASP
29	m	144	LEU
29	m	148	LYS
29	m	155	LYS
29	m	157	ARG
29	m	160	THR
29	m	161	VAL
29	m	162	GLU
29	m	163	GLU
29	m	164	LEU
30	M	9	LYS
30	M	10	VAL
30	M	11	ARG
30	M	12	LEU
30	M	13	LYS
30	M	22	LEU
30	M	28	LYS
30	M	30	ARG
30	M	31	LEU
30	M	37	ASN
30	M	41	TYR
30	M	44	ILE
30	M	49	LYS
30	M	53	LEU
30	M	57	SER
30	M	58	SER
30	M	59	LYS
30	M	68	THR
30	M	70	VAL
30	M	72	LEU
30	M	75	LYS

Continued on next page...

Continued from previous page...

Mol	Chain	Res	Type
30	M	87	LYS
30	M	90	LYS
30	M	99	TYR
30	M	100	LEU
30	M	105	VAL
30	M	117	LEU
30	M	119	PHE
31	n	2	ARG
31	n	3	THR
31	n	10	VAL
31	n	11	ARG
31	n	19	LYS
31	n	41	LYS
31	n	42	ASP
31	n	67	SER
31	n	75	GLU
31	n	77	GLN
31	n	78	ARG
31	n	81	LYS
31	n	85	ASP
31	n	88	ARG
31	n	89	TYR
31	n	90	MET
31	n	91	VAL
31	n	95	ASP
32	N	4	HIS
32	N	5	LYS
32	N	12	LYS
32	N	41	ARG
32	N	48	VAL
32	N	52	ARG
32	N	59	GLU
32	N	65	LYS
32	N	68	SER
32	N	76	PHE
32	N	85	LYS
32	N	90	ARG
32	N	93	LYS
32	N	96	ARG
32	N	104	SER
32	N	113	GLN
33	o	3	MET

Continued on next page...

Continued from previous page...

Mol	Chain	Res	Type
33	o	7	ILE
33	o	13	ARG
33	o	14	VAL
33	o	15	ARG
33	o	21	ARG
33	o	31	ASN
33	o	32	ILE
33	o	33	LYS
33	o	42	SER
33	o	47	LYS
33	o	54	ASP
33	o	56	LYS
33	o	61	ARG
33	o	62	LEU
33	o	72	ARG
33	o	79	ARG
33	o	90	LYS
33	o	92	SER
33	o	96	LYS
33	o	101	LEU
33	o	103	ILE
33	o	106	VAL
33	o	113	ILE
33	o	119	ARG
33	o	121	ARG
33	o	126	GLU
33	o	127	ILE
34	O	22	LYS
34	O	33	LYS
34	O	51	ARG
34	O	59	LYS
34	O	70	ARG
34	O	74	MET
34	O	80	MET
34	O	88	ILE
34	O	90	ILE
34	O	96	SER
34	O	104	LYS
35	p	23	VAL
35	p	25	LYS
35	p	26	LEU
35	p	27	ILE

Continued on next page...

Continued from previous page...

Mol	Chain	Res	Type
35	p	29	LYS
35	p	32	LEU
35	p	36	ARG
35	p	42	ILE
35	p	43	LEU
35	p	48	ASP
35	p	51	GLU
35	p	56	ARG
35	p	60	GLU
35	p	64	GLU
35	p	66	ILE
35	p	69	ILE
35	p	72	VAL
35	p	76	LYS
35	p	91	VAL
35	p	101	LEU
35	p	103	TRP
35	p	104	LEU
35	p	106	ASN
35	p	107	TYR
35	p	111	ARG
35	p	124	ILE
35	p	125	LEU
35	p	136	LYS
35	p	138	ARG
35	p	142	HIS
35	p	149	LYS
36	P	5	ILE
36	P	10	LYS
36	P	11	GLN
36	P	24	LYS
36	P	27	VAL
36	P	29	GLU
36	P	34	THR
36	P	36	ASP
36	P	37	LYS
36	P	45	SER
36	P	47	LYS
36	P	52	THR
36	P	65	GLN
36	P	69	LYS
36	P	70	LYS

Continued on next page...

Continued from previous page...

Mol	Chain	Res	Type
36	P	78	ARG
36	P	82	SER
36	P	83	LYS
36	P	86	LYS
36	P	99	LYS
36	P	101	ASN
37	q	8	TYR
37	q	11	THR
37	q	13	ARG
37	q	20	ARG
37	q	22	ARG
37	q	35	ARG
37	q	36	ASP
37	q	38	ARG
37	q	48	LEU
37	q	50	LEU
37	q	54	PHE
37	q	60	LYS
37	q	66	LEU
37	q	81	ILE
37	q	82	ARG
37	q	85	ILE
37	q	87	ARG
37	q	89	LEU
37	q	90	LEU
37	q	91	GLU
37	q	95	GLU
37	q	97	ARG
37	q	101	LYS
37	q	102	ARG
37	q	108	ARG
37	q	111	ARG
37	q	121	LYS
37	q	124	ARG
37	q	130	SER
38	Q	8	ARG
38	Q	12	ILE
38	Q	24	ILE
38	Q	43	SER
38	Q	86	ARG
38	Q	88	ARG
38	Q	92	ARG

Continued on next page...

Continued from previous page...

Mol	Chain	Res	Type
38	Q	99	ARG
38	Q	107	VAL
38	Q	112	GLU
39	R	4	ARG
39	R	8	LYS
39	R	9	ARG
39	R	15	LYS
39	R	18	GLU
39	R	20	MET
39	R	28	ASP
39	R	31	THR
39	R	35	LYS
39	R	44	GLU
39	R	48	VAL
39	R	55	ILE
39	R	62	LYS
39	R	64	ARG
39	R	75	ARG
39	R	77	LYS
40	S	2	HIS
40	S	7	ASP
40	S	10	LYS
40	S	22	LYS
40	S	29	LYS
40	S	32	ARG
40	S	43	LYS
40	S	45	GLN
40	S	60	GLU
40	S	66	SER
40	S	85	PHE
40	S	87	ASP
40	S	89	LYS
40	S	101	ILE
41	T	5	LYS
41	T	10	GLN
41	T	12	LYS
41	T	13	GLN
41	T	16	SER
41	T	19	LYS
41	T	23	LYS
41	T	40	SER
41	T	50	LYS

Continued on next page...

Continued from previous page...

Mol	Chain	Res	Type
41	T	52	ILE
41	T	61	ILE
41	T	70	ILE
41	T	71	LYS
41	T	83	LYS
41	T	86	ILE
42	U	18	THR
42	U	22	ARG
42	U	29	LEU
42	U	47	ARG
42	U	48	GLN
42	U	70	LYS
42	U	78	GLU
42	U	79	ARG
42	U	80	LYS
42	U	82	ARG
42	U	83	ASP
42	U	88	SER
42	U	92	VAL
43	V	22	LEU
43	V	26	LYS
43	V	29	TRP
43	V	38	ILE
43	V	45	LYS
43	V	47	VAL
43	V	58	LYS
43	V	60	THR
44	W	4	LYS
44	W	5	GLU
44	W	7	ARG
44	W	9	LEU
44	W	12	SER
44	W	19	LYS
44	W	22	LYS
44	W	40	THR
44	W	42	ARG
44	W	54	LYS
44	W	58	ARG
44	W	59	GLU
44	W	61	GLU
44	W	62	ILE
4	1	3	LYS

Continued on next page...

Continued from previous page...

Mol	Chain	Res	Type
4	1	17	GLU
4	1	44	ARG
4	1	53	LEU
4	1	57	GLU
4	1	59	LYS
45	Z	6	ARG
45	Z	7	ARG
45	Z	22	ILE
45	Z	23	SER
45	Z	27	MET
45	Z	37	LYS

Sometimes sidechains can be flipped to improve hydrogen bonding and reduce clashes. All (39) such sidechains are listed below:

Mol	Chain	Res	Type
4	A	22	ASN
8	a	56	HIS
8	a	67	GLN
11	C	128	ASN
11	C	133	GLN
11	C	226	ASN
11	C	232	HIS
13	D	70	ASN
13	D	143	HIS
13	D	200	ASN
14	E	40	GLN
14	E	162	ASN
16	f	5	GLN
16	f	42	HIS
16	f	68	ASN
18	G	23	HIS
22	i	25	HIS
24	J	27	ASN
25	k	6	ASN
25	k	118	ASN
26	K	25	ASN
26	K	35	GLN
27	L	106	GLN
28	l	67	GLN
29	m	83	HIS
30	M	43	GLN
31	n	69	ASN

Continued on next page...

Continued from previous page...

Mol	Chain	Res	Type
32	N	3	ASN
32	N	14	GLN
32	N	31	HIS
33	o	22	HIS
34	O	37	GLN
34	O	91	ASN
38	Q	61	ASN
40	S	64	HIS
41	T	13	GLN
41	T	38	ASN
41	T	84	ASN
43	V	34	GLN

5.3.3 RNA [i](#)

Mol	Chain	Analysed	Backbone Outliers	Pucker Outliers
1	Y	2709/2923 (92%)	1004 (37%)	48 (1%)
2	X	1436/1552 (92%)	1029 (71%)	56 (3%)
3	3	113/114 (99%)	47 (41%)	2 (1%)
All	All	4258/4589 (92%)	2080 (48%)	106 (2%)

All (2080) RNA backbone outliers are listed below:

Mol	Chain	Res	Type
1	Y	10	A
1	Y	11	U
1	Y	12	U
1	Y	14	A
1	Y	34	U
1	Y	35	G
1	Y	43	A
1	Y	46	C
1	Y	49	A
1	Y	51	G
1	Y	58	G
1	Y	60	U
1	Y	64	A
1	Y	71	A
1	Y	74	U
1	Y	75	G
1	Y	79	U

Continued on next page...

Continued from previous page...

Mol	Chain	Res	Type
1	Y	81	G
1	Y	82	G
1	Y	83	G
1	Y	84	A
1	Y	87	U
1	Y	88	G
1	Y	90	A
1	Y	91	A
1	Y	93	U
1	Y	94	A
1	Y	96	G
1	Y	97	C
1	Y	99	U
1	Y	100	U
1	Y	101	G
1	Y	103	U
1	Y	104	C
1	Y	105	C
1	Y	106	A
1	Y	117	A
1	Y	118	A
1	Y	119	U
1	Y	124	A
1	Y	125	A
1	Y	131	G
1	Y	132	C
1	Y	133	A
1	Y	134	U
1	Y	135	G
1	Y	136	A
1	Y	137	G
1	Y	138	U
1	Y	140	A
1	Y	141	U
1	Y	142	G
1	Y	143	U
1	Y	144	C
1	Y	145	A
1	Y	146	U
1	Y	149	U
1	Y	150	A
1	Y	151	U

Continued on next page...

Continued from previous page...

Mol	Chain	Res	Type
1	Y	152	C
1	Y	154	A
1	Y	155	U
1	Y	156	A
1	Y	157	U
1	Y	158	G
1	Y	159	U
1	Y	169	G
1	Y	170	C
1	Y	171	A
1	Y	172	U
1	Y	174	U
1	Y	175	C
1	Y	176	A
1	Y	177	G
1	Y	182	C
1	Y	183	A
1	Y	184	C
1	Y	185	A
1	Y	186	C
1	Y	189	G
1	Y	195	C
1	Y	199	A
1	Y	202	A
1	Y	204	C
1	Y	207	A
1	Y	209	U
1	Y	210	A
1	Y	215	G
1	Y	218	G
1	Y	223	G
1	Y	225	A
1	Y	226	A
1	Y	227	G
1	Y	229	A
1	Y	232	U
1	Y	233	U
1	Y	234	C
1	Y	235	G
1	Y	236	A
1	Y	244	A
1	Y	246	U

Continued on next page...

Continued from previous page...

Mol	Chain	Res	Type
1	Y	248	G
1	Y	251	G
1	Y	253	G
1	Y	255	G
1	Y	258	A
1	Y	268	A
1	Y	275	A
1	Y	276	C
1	Y	278	A
1	Y	282	A
1	Y	286	U
1	Y	287	G
1	Y	288	C
1	Y	289	U
1	Y	292	U
1	Y	293	U
1	Y	294	G
1	Y	295	G
1	Y	296	G
1	Y	297	G
1	Y	298	U
1	Y	299	U
1	Y	300	G
1	Y	301	U
1	Y	302	A
1	Y	307	A
1	Y	308	C
1	Y	309	U
1	Y	310	C
1	Y	311	U
1	Y	312	A
1	Y	313	U
1	Y	318	A
1	Y	320	U
1	Y	321	U
1	Y	322	A
1	Y	323	C
1	Y	325	A
1	Y	326	A
1	Y	327	G
1	Y	329	A
1	Y	330	C

Continued on next page...

Continued from previous page...

Mol	Chain	Res	Type
1	Y	331	G
1	Y	332	A
1	Y	333	C
1	Y	334	A
1	Y	335	U
1	Y	336	U
1	Y	337	A
1	Y	338	G
1	Y	339	A
1	Y	340	C
1	Y	342	A
1	Y	343	A
1	Y	344	U
1	Y	345	C
1	Y	350	G
1	Y	351	G
1	Y	354	A
1	Y	360	A
1	Y	365	A
1	Y	366	G
1	Y	367	A
1	Y	372	A
1	Y	373	A
1	Y	375	A
1	Y	377	U
1	Y	381	G
1	Y	387	G
1	Y	388	A
1	Y	390	A
1	Y	391	A
1	Y	392	U
1	Y	393	G
1	Y	394	U
1	Y	395	U
1	Y	396	G
1	Y	400	C
1	Y	401	U
1	Y	402	C
1	Y	403	U
1	Y	404	U
1	Y	405	G
1	Y	409	G

Continued on next page...

Continued from previous page...

Mol	Chain	Res	Type
1	Y	410	G
1	Y	412	U
1	Y	413	C
1	Y	417	A
1	Y	432	G
1	Y	433	U
1	Y	434	G
1	Y	435	A
1	Y	436	A
1	Y	445	G
1	Y	447	A
1	Y	458	A
1	Y	462	U
1	Y	468	A
1	Y	470	G
1	Y	474	A
1	Y	475	A
1	Y	478	A
1	Y	480	U
1	Y	481	C
1	Y	483	C
1	Y	484	U
1	Y	489	A
1	Y	490	C
1	Y	497	U
1	Y	498	G
1	Y	499	A
1	Y	503	A
1	Y	504	G
1	Y	506	A
1	Y	510	U
1	Y	513	G
1	Y	518	A
1	Y	519	G
1	Y	523	A
1	Y	526	A
1	Y	527	G
1	Y	535	G
1	Y	539	G
1	Y	544	U
1	Y	546	A
1	Y	548	A

Continued on next page...

Continued from previous page...

Mol	Chain	Res	Type
1	Y	549	U
1	Y	551	G
1	Y	552	A
1	Y	553	A
1	Y	554	C
1	Y	555	C
1	Y	558	A
1	Y	560	A
1	Y	561	C
1	Y	562	C
1	Y	567	G
1	Y	568	C
1	Y	575	G
1	Y	576	U
1	Y	577	A
1	Y	578	G
1	Y	583	A
1	Y	589	U
1	Y	592	A
1	Y	594	G
1	Y	606	G
1	Y	614	U
1	Y	616	G
1	Y	618	A
1	Y	624	C
1	Y	625	G
1	Y	629	A
1	Y	630	G
1	Y	635	G
1	Y	642	U
1	Y	644	C
1	Y	646	A
1	Y	647	G
1	Y	650	U
1	Y	659	A
1	Y	660	A
1	Y	661	U
1	Y	666	A
1	Y	667	G
1	Y	669	C
1	Y	672	A
1	Y	673	G

Continued on next page...

Continued from previous page...

Mol	Chain	Res	Type
1	Y	676	A
1	Y	679	G
1	Y	682	A
1	Y	683	G
1	Y	687	G
1	Y	688	A
1	Y	689	A
1	Y	690	U
1	Y	691	A
1	Y	692	G
1	Y	697	U
1	Y	698	U
1	Y	699	U
1	Y	700	A
1	Y	706	U
1	Y	707	G
1	Y	713	A
1	Y	716	C
1	Y	720	A
1	Y	731	U
1	Y	745	G
1	Y	749	G
1	Y	750	A
1	Y	751	A
1	Y	752	G
1	Y	754	U
1	Y	755	C
1	Y	756	A
1	Y	766	G
1	Y	768	A
1	Y	769	U
1	Y	770	G
1	Y	771	G
1	Y	772	A
1	Y	773	G
1	Y	775	A
1	Y	779	A
1	Y	781	C
1	Y	782	C
1	Y	792	U
1	Y	793	G
1	Y	797	A

Continued on next page...

Continued from previous page...

Mol	Chain	Res	Type
1	Y	802	G
1	Y	803	C
1	Y	809	A
1	Y	810	A
1	Y	820	G
1	Y	822	G
1	Y	827	A
1	Y	829	U
1	Y	832	C
1	Y	834	A
1	Y	837	G
1	Y	838	A
1	Y	839	A
1	Y	845	A
1	Y	846	G
1	Y	847	A
1	Y	849	A
1	Y	851	C
1	Y	853	G
1	Y	856	U
1	Y	861	C
1	Y	862	C
1	Y	864	A
1	Y	865	A
1	Y	872	U
1	Y	873	U
1	Y	879	U
1	Y	882	C
1	Y	884	U
1	Y	887	A
1	Y	888	G
1	Y	891	A
1	Y	904	G
1	Y	911	A
1	Y	914	G
1	Y	918	G
1	Y	922	G
1	Y	923	A
1	Y	924	G
1	Y	925	G
1	Y	943	C
1	Y	944	G

Continued on next page...

Continued from previous page...

Mol	Chain	Res	Type
1	Y	946	A
1	Y	947	U
1	Y	952	A
1	Y	955	A
1	Y	957	C
1	Y	960	C
1	Y	962	A
1	Y	970	U
1	Y	971	U
1	Y	972	A
1	Y	982	G
1	Y	984	G
1	Y	985	A
1	Y	988	C
1	Y	989	A
1	Y	990	G
1	Y	1001	A
1	Y	1002	U
1	Y	1003	A
1	Y	1005	G
1	Y	1006	G
1	Y	1017	A
1	Y	1018	A
1	Y	1027	A
1	Y	1029	C
1	Y	1030	C
1	Y	1032	A
1	Y	1034	A
1	Y	1035	C
1	Y	1040	A
1	Y	1043	U
1	Y	1052	A
1	Y	1053	A
1	Y	1055	A
1	Y	1056	U
1	Y	1057	A
1	Y	1060	U
1	Y	1062	U
1	Y	1066	G
1	Y	1067	U
1	Y	1069	G
1	Y	1070	A

Continued on next page...

Continued from previous page...

Mol	Chain	Res	Type
1	Y	1077	U
1	Y	1078	G
1	Y	1082	C
1	Y	1083	G
1	Y	1086	G
1	Y	1089	C
1	Y	1090	A
1	Y	1091	G
1	Y	1092	A
1	Y	1093	C
1	Y	1095	A
1	Y	1096	C
1	Y	1097	U
1	Y	1098	A
1	Y	1099	G
1	Y	1150	A
1	Y	1152	U
1	Y	1154	G
1	Y	1155	A
1	Y	1156	G
1	Y	1158	G
1	Y	1159	A
1	Y	1160	C
1	Y	1167	C
1	Y	1169	G
1	Y	1170	A
1	Y	1171	A
1	Y	1172	A
1	Y	1176	U
1	Y	1177	A
1	Y	1178	C
1	Y	1179	C
1	Y	1180	G
1	Y	1181	G
1	Y	1185	U
1	Y	1186	A
1	Y	1194	U
1	Y	1195	A
1	Y	1198	G
1	Y	1201	G
1	Y	1205	U
1	Y	1208	A

Continued on next page...

Continued from previous page...

Mol	Chain	Res	Type
1	Y	1214	C
1	Y	1217	U
1	Y	1218	G
1	Y	1219	G
1	Y	1221	C
1	Y	1229	G
1	Y	1245	G
1	Y	1263	A
1	Y	1267	A
1	Y	1275	A
1	Y	1276	G
1	Y	1278	G
1	Y	1279	C
1	Y	1280	U
1	Y	1285	A
1	Y	1291	A
1	Y	1293	U
1	Y	1294	G
1	Y	1309	G
1	Y	1310	A
1	Y	1312	A
1	Y	1313	G
1	Y	1315	C
1	Y	1321	A
1	Y	1337	A
1	Y	1338	U
1	Y	1339	U
1	Y	1342	C
1	Y	1343	U
1	Y	1357	G
1	Y	1358	A
1	Y	1359	A
1	Y	1360	G
1	Y	1362	C
1	Y	1363	U
1	Y	1366	U
1	Y	1367	C
1	Y	1368	C
1	Y	1369	G
1	Y	1370	C
1	Y	1373	U
1	Y	1374	G

Continued on next page...

Continued from previous page...

Mol	Chain	Res	Type
1	Y	1389	U
1	Y	1396	A
1	Y	1399	C
1	Y	1400	C
1	Y	1402	A
1	Y	1405	G
1	Y	1416	U
1	Y	1417	G
1	Y	1421	A
1	Y	1422	A
1	Y	1423	C
1	Y	1425	G
1	Y	1429	G
1	Y	1430	A
1	Y	1440	A
1	Y	1446	U
1	Y	1447	A
1	Y	1448	U
1	Y	1449	A
1	Y	1450	A
1	Y	1451	U
1	Y	1452	C
1	Y	1453	G
1	Y	1460	U
1	Y	1461	C
1	Y	1462	G
1	Y	1463	A
1	Y	1464	U
1	Y	1465	G
1	Y	1468	G
1	Y	1471	A
1	Y	1472	C
1	Y	1473	G
1	Y	1474	C
1	Y	1477	U
1	Y	1478	A
1	Y	1479	G
1	Y	1480	G
1	Y	1481	A
1	Y	1482	U
1	Y	1483	A
1	Y	1484	G

Continued on next page...

Continued from previous page...

Mol	Chain	Res	Type
1	Y	1486	C
1	Y	1487	G
1	Y	1488	A
1	Y	1489	A
1	Y	1490	G
1	Y	1491	C
1	Y	1492	G
1	Y	1493	U
1	Y	1494	G
1	Y	1495	C
1	Y	1497	A
1	Y	1498	U
1	Y	1499	U
1	Y	1500	G
1	Y	1502	A
1	Y	1504	U
1	Y	1505	G
1	Y	1506	C
1	Y	1507	A
1	Y	1508	C
1	Y	1509	G
1	Y	1512	U
1	Y	1513	A
1	Y	1514	A
1	Y	1516	C
1	Y	1518	G
1	Y	1520	A
1	Y	1521	A
1	Y	1522	G
1	Y	1525	U
1	Y	1526	G
1	Y	1527	A
1	Y	1528	G
1	Y	1529	U
1	Y	1556	G
1	Y	1557	C
1	Y	1561	G
1	Y	1562	C
1	Y	1563	U
1	Y	1564	G
1	Y	1565	U
1	Y	1567	A

Continued on next page...

Continued from previous page...

Mol	Chain	Res	Type
1	Y	1569	G
1	Y	1570	G
1	Y	1571	G
1	Y	1572	G
1	Y	1573	A
1	Y	1574	G
1	Y	1578	A
1	Y	1579	C
1	Y	1589	U
1	Y	1590	C
1	Y	1591	G
1	Y	1592	A
1	Y	1593	G
1	Y	1595	C
1	Y	1596	G
1	Y	1597	U
1	Y	1598	U
1	Y	1599	G
1	Y	1601	U
1	Y	1602	U
1	Y	1603	U
1	Y	1604	C
1	Y	1607	A
1	Y	1608	C
1	Y	1609	U
1	Y	1610	G
1	Y	1611	C
1	Y	1612	C
1	Y	1613	G
1	Y	1614	A
1	Y	1616	A
1	Y	1626	A
1	Y	1627	G
1	Y	1628	A
1	Y	1629	U
1	Y	1630	A
1	Y	1631	G
1	Y	1635	A
1	Y	1636	U
1	Y	1637	A
1	Y	1638	G
1	Y	1639	G

Continued on next page...

Continued from previous page...

Mol	Chain	Res	Type
1	Y	1640	U
1	Y	1642	C
1	Y	1643	C
1	Y	1651	C
1	Y	1652	A
1	Y	1653	A
1	Y	1654	A
1	Y	1660	A
1	Y	1661	C
1	Y	1662	A
1	Y	1677	G
1	Y	1678	A
1	Y	1683	U
1	Y	1690	A
1	Y	1691	G
1	Y	1692	C
1	Y	1693	G
1	Y	1709	A
1	Y	1718	G
1	Y	1721	A
1	Y	1738	C
1	Y	1740	G
1	Y	1748	G
1	Y	1755	U
1	Y	1756	U
1	Y	1757	U
1	Y	1758	A
1	Y	1759	G
1	Y	1760	G
1	Y	1761	G
1	Y	1762	U
1	Y	1765	A
1	Y	1766	C
1	Y	1767	G
1	Y	1768	C
1	Y	1770	C
1	Y	1771	A
1	Y	1772	G
1	Y	1773	A
1	Y	1774	A
1	Y	1775	G
1	Y	1785	G

Continued on next page...

Continued from previous page...

Mol	Chain	Res	Type
1	Y	1788	U
1	Y	1789	A
1	Y	1790	G
1	Y	1791	G
1	Y	1796	A
1	Y	1800	A
1	Y	1806	U
1	Y	1807	A
1	Y	1811	A
1	Y	1814	A
1	Y	1818	A
1	Y	1827	C
1	Y	1828	U
1	Y	1829	A
1	Y	1839	G
1	Y	1842	A
1	Y	1843	U
1	Y	1844	G
1	Y	1856	A
1	Y	1866	G
1	Y	1870	C
1	Y	1871	U
1	Y	1874	A
1	Y	1875	A
1	Y	1876	G
1	Y	1877	G
1	Y	1878	U
1	Y	1879	U
1	Y	1880	A
1	Y	1882	G
1	Y	1883	A
1	Y	1884	G
1	Y	1885	G
1	Y	1886	A
1	Y	1887	G
1	Y	1889	G
1	Y	1890	G
1	Y	1892	U
1	Y	1893	A
1	Y	1894	G
1	Y	1896	U
1	Y	1897	U

Continued on next page...

Continued from previous page...

Mol	Chain	Res	Type
1	Y	1898	C
1	Y	1899	U
1	Y	1900	G
1	Y	1901	C
1	Y	1902	G
1	Y	1903	A
1	Y	1904	A
1	Y	1907	U
1	Y	1908	A
1	Y	1912	A
1	Y	1915	G
1	Y	1916	A
1	Y	1917	A
1	Y	1918	G
1	Y	1920	C
1	Y	1921	C
1	Y	1923	A
1	Y	1924	G
1	Y	1928	A
1	Y	1933	G
1	Y	1934	G
1	Y	1935	C
1	Y	1936	C
1	Y	1937	G
1	Y	1938	U
1	Y	1941	C
1	Y	1942	U
1	Y	1943	A
1	Y	1944	U
1	Y	1945	A
1	Y	1946	A
1	Y	1947	C
1	Y	1948	G
1	Y	1950	U
1	Y	1951	C
1	Y	1953	U
1	Y	1954	A
1	Y	1956	G
1	Y	1957	G
1	Y	1958	U
1	Y	1960	G
1	Y	1965	A

Continued on next page...

Continued from previous page...

Mol	Chain	Res	Type
1	Y	1967	U
1	Y	1978	U
1	Y	1982	U
1	Y	1990	C
1	Y	1991	G
1	Y	1992	C
1	Y	1994	C
1	Y	1997	A
1	Y	1998	A
1	Y	1999	G
1	Y	2002	G
1	Y	2004	A
1	Y	2011	U
1	Y	2012	G
1	Y	2013	G
1	Y	2015	C
1	Y	2016	A
1	Y	2017	C
1	Y	2018	U
1	Y	2020	U
1	Y	2024	A
1	Y	2033	C
1	Y	2050	A
1	Y	2054	G
1	Y	2058	A
1	Y	2059	G
1	Y	2060	A
1	Y	2063	C
1	Y	2070	C
1	Y	2077	C
1	Y	2082	C
1	Y	2083	G
1	Y	2087	A
1	Y	2088	G
1	Y	2089	A
1	Y	2096	G
1	Y	2103	U
1	Y	2120	G
1	Y	2124	U
1	Y	2125	U
1	Y	2127	G
1	Y	2128	G

Continued on next page...

Continued from previous page...

Mol	Chain	Res	Type
1	Y	2132	A
1	Y	2135	U
1	Y	2209	G
1	Y	2211	U
1	Y	2212	G
1	Y	2213	U
1	Y	2214	G
1	Y	2216	U
1	Y	2217	G
1	Y	2220	U
1	Y	2224	U
1	Y	2225	A
1	Y	2226	A
1	Y	2231	C
1	Y	2232	A
1	Y	2234	C
1	Y	2237	U
1	Y	2238	U
1	Y	2239	A
1	Y	2241	C
1	Y	2242	G
1	Y	2243	U
1	Y	2244	G
1	Y	2246	U
1	Y	2247	G
1	Y	2252	A
1	Y	2265	G
1	Y	2266	G
1	Y	2269	G
1	Y	2295	A
1	Y	2306	G
1	Y	2309	G
1	Y	2310	C
1	Y	2314	A
1	Y	2315	A
1	Y	2323	U
1	Y	2326	G
1	Y	2329	U
1	Y	2330	G
1	Y	2331	G
1	Y	2332	U
1	Y	2333	U

Continued on next page...

Continued from previous page...

Mol	Chain	Res	Type
1	Y	2334	G
1	Y	2335	G
1	Y	2336	A
1	Y	2337	A
1	Y	2338	A
1	Y	2339	U
1	Y	2340	C
1	Y	2345	A
1	Y	2346	U
1	Y	2347	A
1	Y	2348	G
1	Y	2352	G
1	Y	2354	A
1	Y	2360	A
1	Y	2362	A
1	Y	2374	C
1	Y	2377	C
1	Y	2381	A
1	Y	2388	A
1	Y	2395	C
1	Y	2398	G
1	Y	2400	U
1	Y	2401	C
1	Y	2410	G
1	Y	2412	C
1	Y	2413	U
1	Y	2417	U
1	Y	2419	A
1	Y	2425	U
1	Y	2433	C
1	Y	2434	A
1	Y	2437	G
1	Y	2440	G
1	Y	2448	G
1	Y	2449	C
1	Y	2452	A
1	Y	2456	G
1	Y	2457	A
1	Y	2460	A
1	Y	2461	A
1	Y	2462	A
1	Y	2466	A

Continued on next page...

Continued from previous page...

Mol	Chain	Res	Type
1	Y	2467	C
1	Y	2468	C
1	Y	2472	G
1	Y	2474	G
1	Y	2475	A
1	Y	2486	A
1	Y	2487	U
1	Y	2490	C
1	Y	2491	C
1	Y	2496	A
1	Y	2497	G
1	Y	2498	A
1	Y	2499	G
1	Y	2500	U
1	Y	2501	U
1	Y	2502	C
1	Y	2503	A
1	Y	2505	A
1	Y	2517	G
1	Y	2518	U
1	Y	2526	C
1	Y	2527	U
1	Y	2529	G
1	Y	2530	A
1	Y	2532	G
1	Y	2533	U
1	Y	2534	C
1	Y	2540	A
1	Y	2545	A
1	Y	2547	C
1	Y	2552	G
1	Y	2558	A
1	Y	2559	G
1	Y	2560	U
1	Y	2561	C
1	Y	2562	G
1	Y	2563	G
1	Y	2569	A
1	Y	2571	G
1	Y	2580	G
1	Y	2581	U
1	Y	2583	C

Continued on next page...

Continued from previous page...

Mol	Chain	Res	Type
1	Y	2591	A
1	Y	2592	A
1	Y	2593	A
1	Y	2594	G
1	Y	2599	A
1	Y	2600	C
1	Y	2601	G
1	Y	2604	A
1	Y	2612	U
1	Y	2613	C
1	Y	2618	C
1	Y	2626	G
1	Y	2629	A
1	Y	2630	G
1	Y	2635	G
1	Y	2636	U
1	Y	2637	C
1	Y	2640	U
1	Y	2641	A
1	Y	2642	U
1	Y	2648	G
1	Y	2650	G
1	Y	2651	G
1	Y	2655	U
1	Y	2656	A
1	Y	2657	G
1	Y	2658	G
1	Y	2660	A
1	Y	2665	G
1	Y	2666	A
1	Y	2672	G
1	Y	2673	C
1	Y	2682	G
1	Y	2683	U
1	Y	2694	C
1	Y	2695	G
1	Y	2696	G
1	Y	2697	G
1	Y	2700	G
1	Y	2716	U
1	Y	2728	U
1	Y	2729	G

Continued on next page...

Continued from previous page...

Mol	Chain	Res	Type
1	Y	2732	A
1	Y	2740	A
1	Y	2741	G
1	Y	2753	U
1	Y	2760	A
1	Y	2765	A
1	Y	2766	U
1	Y	2771	G
1	Y	2775	A
1	Y	2776	A
1	Y	2777	A
1	Y	2778	G
1	Y	2783	U
1	Y	2784	A
1	Y	2785	A
1	Y	2786	G
1	Y	2787	C
1	Y	2788	A
1	Y	2792	A
1	Y	2793	G
1	Y	2794	C
1	Y	2795	C
1	Y	2796	C
1	Y	2804	G
1	Y	2805	A
1	Y	2806	U
1	Y	2807	G
1	Y	2808	A
1	Y	2809	G
1	Y	2810	A
1	Y	2811	U
1	Y	2817	A
1	Y	2818	A
1	Y	2821	U
1	Y	2822	C
1	Y	2823	G
1	Y	2824	G
1	Y	2826	U
1	Y	2827	A
1	Y	2829	A
1	Y	2830	A
1	Y	2831	G

Continued on next page...

Continued from previous page...

Mol	Chain	Res	Type
1	Y	2833	U
1	Y	2834	C
1	Y	2840	A
1	Y	2841	A
1	Y	2848	G
1	Y	2854	A
1	Y	2859	G
1	Y	2878	U
1	Y	2882	A
1	Y	2887	G
1	Y	2900	C
1	Y	2903	A
1	Y	2904	U
1	Y	2905	C
1	Y	2906	G
1	Y	2911	A
1	Y	2912	A
1	Y	2913	G
1	Y	2914	A
1	Y	2916	U
1	Y	2917	U
2	X	6	U
2	X	7	G
2	X	8	G
2	X	9	A
2	X	10	G
2	X	13	U
2	X	14	U
2	X	15	U
2	X	16	G
2	X	18	U
2	X	19	C
2	X	21	U
2	X	23	G
2	X	24	C
2	X	26	C
2	X	27	A
2	X	28	G
2	X	29	G
2	X	30	A
2	X	31	U
2	X	32	G

Continued on next page...

Continued from previous page...

Mol	Chain	Res	Type
2	X	33	A
2	X	36	G
2	X	37	C
2	X	38	U
2	X	39	G
2	X	40	G
2	X	41	C
2	X	42	G
2	X	43	G
2	X	44	C
2	X	45	G
2	X	46	U
2	X	48	C
2	X	49	C
2	X	50	U
2	X	51	A
2	X	52	A
2	X	53	U
2	X	54	A
2	X	56	A
2	X	57	U
2	X	58	G
2	X	59	C
2	X	60	A
2	X	61	A
2	X	64	C
2	X	65	G
2	X	66	A
2	X	67	G
2	X	69	G
2	X	70	A
2	X	71	A
2	X	72	C
2	X	98	U
2	X	99	U
2	X	100	A
2	X	101	G
2	X	103	G
2	X	104	G
2	X	105	C
2	X	107	G
2	X	108	A

Continued on next page...

Continued from previous page...

Mol	Chain	Res	Type
2	X	109	C
2	X	111	G
2	X	113	U
2	X	114	G
2	X	115	A
2	X	116	G
2	X	117	U
2	X	118	A
2	X	119	A
2	X	120	C
2	X	121	A
2	X	127	A
2	X	128	U
2	X	130	A
2	X	131	C
2	X	134	A
2	X	137	U
2	X	140	A
2	X	141	A
2	X	142	G
2	X	143	A
2	X	144	C
2	X	146	G
2	X	147	G
2	X	148	G
2	X	150	U
2	X	151	A
2	X	153	C
2	X	154	U
2	X	155	U
2	X	156	C
2	X	157	G
2	X	158	G
2	X	160	A
2	X	162	A
2	X	163	C
2	X	166	U
2	X	167	A
2	X	168	G
2	X	169	C
2	X	170	U
2	X	172	A

Continued on next page...

Continued from previous page...

Mol	Chain	Res	Type
2	X	173	U
2	X	174	A
2	X	175	C
2	X	176	C
2	X	177	G
2	X	181	A
2	X	182	A
2	X	183	U
2	X	184	A
2	X	185	U
2	X	210	A
2	X	212	A
2	X	213	G
2	X	214	A
2	X	229	C
2	X	230	U
2	X	231	U
2	X	232	A
2	X	233	U
2	X	234	A
2	X	236	A
2	X	237	U
2	X	238	G
2	X	240	A
2	X	241	U
2	X	244	G
2	X	246	G
2	X	247	C
2	X	248	U
2	X	249	G
2	X	250	C
2	X	251	A
2	X	252	U
2	X	253	U
2	X	254	A
2	X	255	G
2	X	256	C
2	X	257	U
2	X	259	G
2	X	260	U
2	X	261	U
2	X	262	G

Continued on next page...

Continued from previous page...

Mol	Chain	Res	Type
2	X	263	G
2	X	265	A
2	X	266	A
2	X	268	G
2	X	270	A
2	X	272	C
2	X	273	G
2	X	274	G
2	X	276	U
2	X	278	A
2	X	281	A
2	X	282	A
2	X	283	G
2	X	284	G
2	X	285	C
2	X	286	A
2	X	287	A
2	X	289	G
2	X	291	U
2	X	292	G
2	X	293	C
2	X	295	U
2	X	296	A
2	X	297	G
2	X	298	C
2	X	301	A
2	X	305	G
2	X	306	A
2	X	307	G
2	X	308	A
2	X	310	G
2	X	311	G
2	X	312	U
2	X	313	G
2	X	315	U
2	X	316	C
2	X	319	C
2	X	321	A
2	X	323	A
2	X	324	C
2	X	325	U
2	X	326	G

Continued on next page...

Continued from previous page...

Mol	Chain	Res	Type
2	X	327	G
2	X	331	U
2	X	333	A
2	X	334	G
2	X	335	A
2	X	336	C
2	X	337	A
2	X	338	C
2	X	339	G
2	X	340	G
2	X	341	U
2	X	346	A
2	X	348	U
2	X	350	C
2	X	352	A
2	X	353	C
2	X	354	G
2	X	355	G
2	X	357	A
2	X	358	G
2	X	359	G
2	X	360	C
2	X	361	A
2	X	362	G
2	X	363	C
2	X	365	G
2	X	366	U
2	X	367	A
2	X	368	G
2	X	369	G
2	X	370	G
2	X	371	A
2	X	372	A
2	X	373	U
2	X	374	C
2	X	375	U
2	X	376	U
2	X	380	C
2	X	381	A
2	X	383	U
2	X	384	G
2	X	385	G

Continued on next page...

Continued from previous page...

Mol	Chain	Res	Type
2	X	387	C
2	X	388	G
2	X	389	A
2	X	391	A
2	X	393	C
2	X	394	C
2	X	396	G
2	X	397	A
2	X	398	C
2	X	400	G
2	X	403	C
2	X	404	A
2	X	405	A
2	X	406	C
2	X	407	G
2	X	408	C
2	X	409	C
2	X	411	C
2	X	412	G
2	X	413	U
2	X	414	G
2	X	416	G
2	X	417	U
2	X	418	G
2	X	419	A
2	X	420	U
2	X	421	G
2	X	422	A
2	X	424	G
2	X	425	G
2	X	427	C
2	X	429	U
2	X	430	C
2	X	432	G
2	X	433	A
2	X	436	G
2	X	437	U
2	X	438	A
2	X	439	A
2	X	440	A
2	X	441	A
2	X	442	C

Continued on next page...

Continued from previous page...

Mol	Chain	Res	Type
2	X	443	U
2	X	444	C
2	X	446	G
2	X	447	U
2	X	448	U
2	X	451	U
2	X	452	A
2	X	454	G
2	X	455	G
2	X	458	G
2	X	459	A
2	X	460	A
2	X	461	C
2	X	462	A
2	X	463	U
2	X	464	A
2	X	465	U
2	X	466	G
2	X	467	U
2	X	468	G
2	X	482	A
2	X	484	A
2	X	485	U
2	X	486	C
2	X	487	U
2	X	488	U
2	X	490	A
2	X	491	C
2	X	495	A
2	X	497	C
2	X	498	U
2	X	501	U
2	X	502	C
2	X	503	A
2	X	504	G
2	X	505	A
2	X	506	A
2	X	507	A
2	X	509	C
2	X	510	C
2	X	511	A
2	X	513	G

Continued on next page...

Continued from previous page...

Mol	Chain	Res	Type
2	X	514	G
2	X	515	C
2	X	517	A
2	X	518	A
2	X	519	C
2	X	520	U
2	X	522	C
2	X	525	G
2	X	526	C
2	X	527	C
2	X	528	A
2	X	531	A
2	X	532	G
2	X	534	C
2	X	535	G
2	X	537	G
2	X	540	A
2	X	542	U
2	X	543	A
2	X	544	C
2	X	545	G
2	X	547	A
2	X	549	G
2	X	551	G
2	X	555	A
2	X	556	G
2	X	557	C
2	X	558	G
2	X	559	U
2	X	561	A
2	X	563	C
2	X	564	C
2	X	565	G
2	X	566	G
2	X	567	A
2	X	568	A
2	X	569	U
2	X	570	U
2	X	571	A
2	X	572	U
2	X	574	G
2	X	575	G

Continued on next page...

Continued from previous page...

Mol	Chain	Res	Type
2	X	576	G
2	X	577	C
2	X	578	G
2	X	580	A
2	X	582	A
2	X	583	G
2	X	584	C
2	X	585	G
2	X	588	C
2	X	589	G
2	X	590	U
2	X	591	A
2	X	592	G
2	X	593	G
2	X	594	C
2	X	595	G
2	X	596	G
2	X	597	U
2	X	602	U
2	X	603	A
2	X	604	A
2	X	605	G
2	X	606	U
2	X	607	C
2	X	608	U
2	X	610	A
2	X	611	U
2	X	613	U
2	X	615	A
2	X	616	A
2	X	617	A
2	X	618	G
2	X	619	C
2	X	620	C
2	X	621	C
2	X	622	A
2	X	623	C
2	X	624	G
2	X	625	G
2	X	627	U
2	X	628	C
2	X	629	A

Continued on next page...

Continued from previous page...

Mol	Chain	Res	Type
2	X	630	A
2	X	631	C
2	X	632	C
2	X	635	G
2	X	636	G
2	X	638	G
2	X	639	G
2	X	641	U
2	X	642	C
2	X	643	A
2	X	644	U
2	X	645	U
2	X	647	G
2	X	648	A
2	X	649	A
2	X	650	A
2	X	651	C
2	X	652	U
2	X	653	G
2	X	656	A
2	X	657	A
2	X	659	C
2	X	662	G
2	X	663	A
2	X	664	G
2	X	665	U
2	X	666	G
2	X	667	C
2	X	668	A
2	X	669	G
2	X	670	A
2	X	671	A
2	X	672	G
2	X	673	A
2	X	674	G
2	X	675	G
2	X	677	A
2	X	679	G
2	X	681	G
2	X	682	G
2	X	683	A
2	X	685	U

Continued on next page...

Continued from previous page...

Mol	Chain	Res	Type
2	X	686	U
2	X	687	C
2	X	690	U
2	X	691	G
2	X	692	U
2	X	693	G
2	X	694	U
2	X	695	A
2	X	696	G
2	X	699	G
2	X	701	G
2	X	702	A
2	X	704	A
2	X	705	U
2	X	706	G
2	X	708	G
2	X	709	C
2	X	710	A
2	X	711	G
2	X	712	A
2	X	714	A
2	X	715	U
2	X	716	A
2	X	717	U
2	X	719	G
2	X	720	A
2	X	721	G
2	X	722	G
2	X	723	A
2	X	725	C
2	X	726	A
2	X	727	C
2	X	728	C
2	X	729	A
2	X	730	G
2	X	731	U
2	X	732	G
2	X	733	G
2	X	734	C
2	X	736	A
2	X	737	A
2	X	738	G

Continued on next page...

Continued from previous page...

Mol	Chain	Res	Type
2	X	739	G
2	X	740	C
2	X	741	G
2	X	743	C
2	X	744	U
2	X	746	U
2	X	747	C
2	X	748	U
2	X	749	G
2	X	750	G
2	X	751	U
2	X	752	C
2	X	753	U
2	X	757	A
2	X	758	C
2	X	759	U
2	X	761	A
2	X	763	G
2	X	765	U
2	X	766	G
2	X	767	A
2	X	768	U
2	X	769	G
2	X	770	U
2	X	771	G
2	X	772	C
2	X	773	G
2	X	774	A
2	X	776	A
2	X	779	G
2	X	780	U
2	X	781	G
2	X	782	G
2	X	783	G
2	X	784	G
2	X	785	A
2	X	786	U
2	X	787	C
2	X	788	A
2	X	789	A
2	X	791	C
2	X	793	G

Continued on next page...

Continued from previous page...

Mol	Chain	Res	Type
2	X	794	G
2	X	795	A
2	X	797	U
2	X	798	A
2	X	799	G
2	X	801	U
2	X	802	A
2	X	803	C
2	X	804	C
2	X	809	U
2	X	810	A
2	X	811	G
2	X	812	U
2	X	815	A
2	X	816	C
2	X	817	G
2	X	818	C
2	X	820	G
2	X	821	U
2	X	822	A
2	X	823	A
2	X	824	A
2	X	825	C
2	X	826	G
2	X	827	A
2	X	828	U
2	X	829	G
2	X	830	A
2	X	831	G
2	X	832	U
2	X	833	G
2	X	835	U
2	X	836	A
2	X	838	G
2	X	840	G
2	X	841	U
2	X	842	U
2	X	843	A
2	X	845	G
2	X	846	G
2	X	848	G
2	X	856	C

Continued on next page...

Continued from previous page...

Mol	Chain	Res	Type
2	X	857	C
2	X	858	C
2	X	860	U
2	X	861	U
2	X	863	G
2	X	864	U
2	X	865	G
2	X	868	G
2	X	870	A
2	X	871	G
2	X	872	C
2	X	874	A
2	X	878	C
2	X	879	A
2	X	880	U
2	X	882	A
2	X	883	A
2	X	885	C
2	X	887	C
2	X	888	U
2	X	889	C
2	X	890	C
2	X	891	G
2	X	892	C
2	X	893	C
2	X	894	U
2	X	895	G
2	X	896	G
2	X	897	G
2	X	898	G
2	X	899	A
2	X	900	G
2	X	901	U
2	X	902	A
2	X	904	G
2	X	905	A
2	X	906	C
2	X	908	G
2	X	909	C
2	X	910	A
2	X	911	A
2	X	912	G

Continued on next page...

Continued from previous page...

Mol	Chain	Res	Type
2	X	913	G
2	X	915	U
2	X	916	G
2	X	923	A
2	X	924	A
2	X	926	G
2	X	927	G
2	X	928	A
2	X	929	A
2	X	932	G
2	X	933	A
2	X	934	C
2	X	935	G
2	X	936	G
2	X	937	G
2	X	940	C
2	X	943	G
2	X	944	C
2	X	945	A
2	X	946	C
2	X	948	A
2	X	949	G
2	X	951	G
2	X	953	U
2	X	954	G
2	X	955	G
2	X	956	A
2	X	958	C
2	X	959	A
2	X	960	U
2	X	961	G
2	X	962	U
2	X	963	G
2	X	964	G
2	X	965	U
2	X	966	U
2	X	967	U
2	X	968	A
2	X	970	U
2	X	971	U
2	X	972	C
2	X	974	A

Continued on next page...

Continued from previous page...

Mol	Chain	Res	Type
2	X	975	A
2	X	977	C
2	X	978	A
2	X	979	A
2	X	981	G
2	X	982	C
2	X	983	G
2	X	984	A
2	X	986	G
2	X	987	A
2	X	991	U
2	X	992	U
2	X	993	A
2	X	994	C
2	X	995	C
2	X	996	A
2	X	997	A
2	X	998	A
2	X	999	U
2	X	1000	C
2	X	1001	U
2	X	1002	U
2	X	1004	A
2	X	1005	C
2	X	1006	A
2	X	1008	C
2	X	1011	U
2	X	1013	G
2	X	1014	A
2	X	1015	C
2	X	1016	A
2	X	1017	A
2	X	1018	C
2	X	1019	U
2	X	1022	A
2	X	1023	G
2	X	1027	U
2	X	1029	G
2	X	1030	A
2	X	1032	C
2	X	1033	C
2	X	1034	U

Continued on next page...

Continued from previous page...

Mol	Chain	Res	Type
2	X	1052	A
2	X	1054	U
2	X	1061	U
2	X	1062	G
2	X	1063	G
2	X	1064	U
2	X	1065	G
2	X	1066	C
2	X	1067	A
2	X	1070	G
2	X	1071	U
2	X	1073	G
2	X	1075	C
2	X	1076	G
2	X	1077	U
2	X	1078	C
2	X	1079	A
2	X	1082	U
2	X	1083	C
2	X	1086	G
2	X	1087	U
2	X	1088	C
2	X	1089	G
2	X	1090	U
2	X	1091	G
2	X	1092	A
2	X	1093	G
2	X	1094	A
2	X	1095	U
2	X	1096	G
2	X	1098	U
2	X	1100	G
2	X	1101	G
2	X	1106	G
2	X	1107	U
2	X	1108	C
2	X	1109	C
2	X	1110	C
2	X	1111	G
2	X	1113	A
2	X	1114	A
2	X	1115	C

Continued on next page...

Continued from previous page...

Mol	Chain	Res	Type
2	X	1118	G
2	X	1120	G
2	X	1121	C
2	X	1122	A
2	X	1127	U
2	X	1128	U
2	X	1130	A
2	X	1131	G
2	X	1133	U
2	X	1134	U
2	X	1135	A
2	X	1136	G
2	X	1137	U
2	X	1138	U
2	X	1139	G
2	X	1141	C
2	X	1143	U
2	X	1144	C
2	X	1146	U
2	X	1147	U
2	X	1148	A
2	X	1149	A
2	X	1150	G
2	X	1151	U
2	X	1152	U
2	X	1153	G
2	X	1154	G
2	X	1155	G
2	X	1157	A
2	X	1158	C
2	X	1159	U
2	X	1160	C
2	X	1161	U
2	X	1163	A
2	X	1164	G
2	X	1165	U
2	X	1166	U
2	X	1167	G
2	X	1168	A
2	X	1169	C
2	X	1171	G
2	X	1172	C

Continued on next page...

Continued from previous page...

Mol	Chain	Res	Type
2	X	1173	C
2	X	1174	G
2	X	1175	G
2	X	1176	U
2	X	1178	A
2	X	1180	A
2	X	1181	A
2	X	1182	A
2	X	1185	G
2	X	1187	A
2	X	1188	G
2	X	1189	G
2	X	1190	A
2	X	1192	G
2	X	1193	G
2	X	1194	U
2	X	1195	G
2	X	1196	G
2	X	1197	G
2	X	1198	G
2	X	1200	U
2	X	1201	G
2	X	1202	A
2	X	1203	C
2	X	1204	G
2	X	1207	A
2	X	1208	A
2	X	1209	A
2	X	1211	C
2	X	1212	A
2	X	1213	U
2	X	1214	C
2	X	1216	U
2	X	1217	G
2	X	1218	C
2	X	1220	C
2	X	1221	C
2	X	1222	U
2	X	1223	U
2	X	1224	A
2	X	1226	G
2	X	1227	A

Continued on next page...

Continued from previous page...

Mol	Chain	Res	Type
2	X	1228	U
2	X	1230	U
2	X	1231	G
2	X	1232	G
2	X	1234	C
2	X	1235	U
2	X	1236	A
2	X	1237	C
2	X	1238	A
2	X	1239	C
2	X	1240	A
2	X	1241	C
2	X	1243	U
2	X	1244	G
2	X	1245	C
2	X	1246	U
2	X	1247	A
2	X	1249	A
2	X	1251	U
2	X	1252	G
2	X	1253	G
2	X	1256	A
2	X	1257	A
2	X	1258	U
2	X	1259	A
2	X	1261	A
2	X	1262	A
2	X	1267	C
2	X	1268	A
2	X	1269	G
2	X	1270	C
2	X	1271	G
2	X	1272	A
2	X	1273	A
2	X	1276	C
2	X	1277	G
2	X	1278	C
2	X	1279	G
2	X	1281	G
2	X	1282	G
2	X	1283	U
2	X	1284	C

Continued on next page...

Continued from previous page...

Mol	Chain	Res	Type
2	X	1285	A
2	X	1287	G
2	X	1288	C
2	X	1291	A
2	X	1292	U
2	X	1294	C
2	X	1296	A
2	X	1297	U
2	X	1298	A
2	X	1299	A
2	X	1302	U
2	X	1304	G
2	X	1309	C
2	X	1310	A
2	X	1311	G
2	X	1312	U
2	X	1313	U
2	X	1314	C
2	X	1315	G
2	X	1316	G
2	X	1318	U
2	X	1319	U
2	X	1322	A
2	X	1325	C
2	X	1326	U
2	X	1327	G
2	X	1328	C
2	X	1329	A
2	X	1330	A
2	X	1331	C
2	X	1332	U
2	X	1333	C
2	X	1334	G
2	X	1335	A
2	X	1339	C
2	X	1341	U
2	X	1342	G
2	X	1343	A
2	X	1344	A
2	X	1345	G
2	X	1346	C
2	X	1349	G

Continued on next page...

Continued from previous page...

Mol	Chain	Res	Type
2	X	1351	A
2	X	1352	U
2	X	1356	U
2	X	1357	A
2	X	1358	G
2	X	1359	U
2	X	1360	A
2	X	1361	A
2	X	1363	C
2	X	1369	U
2	X	1373	C
2	X	1374	A
2	X	1375	U
2	X	1376	G
2	X	1377	C
2	X	1379	A
2	X	1380	C
2	X	1382	G
2	X	1383	U
2	X	1384	G
2	X	1385	A
2	X	1386	A
2	X	1387	U
2	X	1388	A
2	X	1389	C
2	X	1390	G
2	X	1391	U
2	X	1392	U
2	X	1394	C
2	X	1397	G
2	X	1398	G
2	X	1399	U
2	X	1400	C
2	X	1401	U
2	X	1402	U
2	X	1403	G
2	X	1404	U
2	X	1406	C
2	X	1407	A
2	X	1408	C
2	X	1409	A
2	X	1410	C

Continued on next page...

Continued from previous page...

Mol	Chain	Res	Type
2	X	1412	G
2	X	1413	C
2	X	1414	C
2	X	1416	G
2	X	1418	C
2	X	1419	A
2	X	1420	C
2	X	1423	C
2	X	1427	A
2	X	1428	G
2	X	1429	A
2	X	1430	G
2	X	1431	U
2	X	1432	U
2	X	1435	U
2	X	1443	G
2	X	1444	A
2	X	1446	G
2	X	1447	C
2	X	1448	C
2	X	1449	G
2	X	1451	U
2	X	1452	G
2	X	1454	A
2	X	1455	G
2	X	1456	U
2	X	1457	A
2	X	1459	C
2	X	1460	C
2	X	1461	U
2	X	1462	U
2	X	1463	U
2	X	1465	A
2	X	1467	G
2	X	1468	A
2	X	1469	G
2	X	1471	U
2	X	1472	A
2	X	1473	G
2	X	1475	C
2	X	1476	G
2	X	1477	U

Continued on next page...

Continued from previous page...

Mol	Chain	Res	Type
2	X	1479	G
2	X	1481	A
2	X	1484	U
2	X	1485	G
2	X	1487	G
2	X	1490	A
2	X	1493	U
2	X	1496	U
2	X	1497	U
2	X	1498	G
2	X	1499	G
2	X	1500	G
2	X	1501	G
2	X	1504	A
2	X	1505	A
2	X	1507	U
2	X	1508	C
2	X	1510	U
2	X	1511	A
2	X	1512	A
2	X	1513	C
2	X	1514	A
2	X	1515	A
2	X	1516	G
2	X	1517	G
2	X	1518	U
2	X	1519	A
2	X	1522	C
2	X	1525	A
2	X	1526	U
2	X	1528	G
2	X	1529	G
2	X	1530	A
2	X	1531	A
2	X	1532	G
2	X	1534	U
2	X	1535	G
2	X	1537	G
2	X	1538	G
2	X	1540	U
2	X	1541	G
2	X	1542	G

Continued on next page...

Continued from previous page...

Mol	Chain	Res	Type
3	3	8	A
3	3	10	U
3	3	11	A
3	3	13	A
3	3	17	A
3	3	19	G
3	3	20	A
3	3	22	G
3	3	25	A
3	3	26	C
3	3	27	A
3	3	29	C
3	3	30	U
3	3	32	U
3	3	33	U
3	3	35	C
3	3	38	U
3	3	39	G
3	3	40	C
3	3	41	C
3	3	42	G
3	3	43	A
3	3	49	G
3	3	50	A
3	3	51	A
3	3	54	U
3	3	55	A
3	3	61	U
3	3	64	A
3	3	67	G
3	3	70	G
3	3	71	A
3	3	76	A
3	3	83	U
3	3	84	U
3	3	85	A
3	3	86	C
3	3	87	G
3	3	88	U
3	3	90	C
3	3	93	C
3	3	95	A

Continued on next page...

Continued from previous page...

Mol	Chain	Res	Type
3	3	96	G
3	3	100	A
3	3	102	A
3	3	105	G
3	3	106	U

All (106) RNA pucker outliers are listed below:

Mol	Chain	Res	Type
1	Y	104	C
1	Y	139	U
1	Y	145	A
1	Y	149	U
1	Y	157	U
1	Y	174	U
1	Y	175	C
1	Y	208	G
1	Y	324	A
1	Y	338	G
1	Y	388	A
1	Y	402	C
1	Y	410	G
1	Y	434	G
1	Y	548	A
1	Y	660	A
1	Y	690	U
1	Y	770	G
1	Y	846	G
1	Y	872	U
1	Y	1029	C
1	Y	1154	G
1	Y	1186	A
1	Y	1357	G
1	Y	1368	C
1	Y	1474	C
1	Y	1477	U
1	Y	1479	G
1	Y	1491	C
1	Y	1506	C
1	Y	1560	A
1	Y	1610	G
1	Y	1635	A

Continued on next page...

Continued from previous page...

Mol	Chain	Res	Type
1	Y	1879	U
1	Y	1897	U
1	Y	1902	G
1	Y	1946	A
1	Y	2334	G
1	Y	2338	A
1	Y	2345	A
1	Y	2591	A
1	Y	2664	U
1	Y	2785	A
1	Y	2830	A
1	Y	2905	C
1	Y	2910	G
1	Y	2911	A
1	Y	2912	A
2	X	21	U
2	X	61	A
2	X	63	U
2	X	99	U
2	X	114	G
2	X	246	G
2	X	249	G
2	X	251	A
2	X	277	U
2	X	334	G
2	X	353	C
2	X	384	G
2	X	396	G
2	X	419	A
2	X	436	G
2	X	514	G
2	X	522	C
2	X	589	G
2	X	606	U
2	X	616	A
2	X	635	G
2	X	682	G
2	X	695	A
2	X	730	G
2	X	756	A
2	X	764	C
2	X	796	U

Continued on next page...

Continued from previous page...

Mol	Chain	Res	Type
2	X	823	A
2	X	826	G
2	X	828	U
2	X	884	G
2	X	895	G
2	X	927	G
2	X	935	G
2	X	970	U
2	X	1014	A
2	X	1016	A
2	X	1105	A
2	X	1117	A
2	X	1134	U
2	X	1160	C
2	X	1202	A
2	X	1207	A
2	X	1222	U
2	X	1251	U
2	X	1268	A
2	X	1311	G
2	X	1378	U
2	X	1379	A
2	X	1384	G
2	X	1401	U
2	X	1431	U
2	X	1462	U
2	X	1496	U
2	X	1507	U
2	X	1511	A
3	3	26	C
3	3	40	C

5.4 Non-standard residues in protein, DNA, RNA chains [i](#)

There are no non-standard protein/DNA/RNA residues in this entry.

5.5 Carbohydrates [i](#)

There are no monosaccharides in this entry.

5.6 Ligand geometry [i](#)

There are no ligands in this entry.

5.7 Other polymers [i](#)

There are no such residues in this entry.

5.8 Polymer linkage issues [i](#)

There are no chain breaks in this entry.

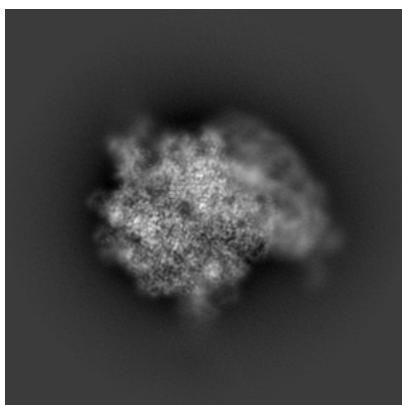
6 Map visualisation [i](#)

This section contains visualisations of the EMDB entry EMD-11903. These allow visual inspection of the internal detail of the map and identification of artifacts.

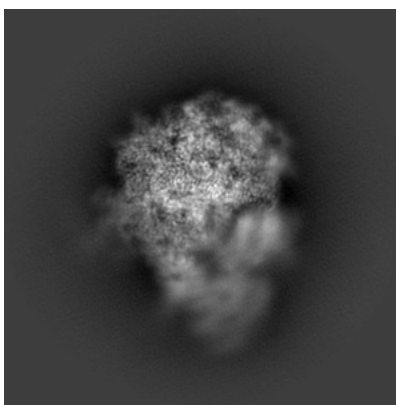
No raw map or half-maps were deposited for this entry and therefore no images, graphs, etc. pertaining to the raw map can be shown.

6.1 Orthogonal projections [i](#)

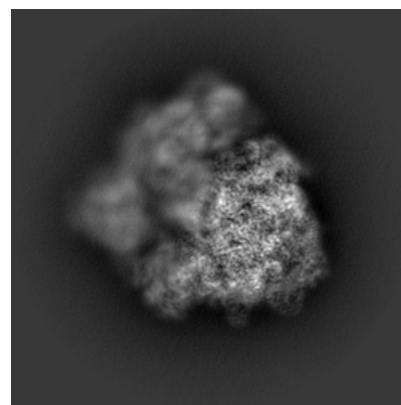
6.1.1 Primary map



X



Y

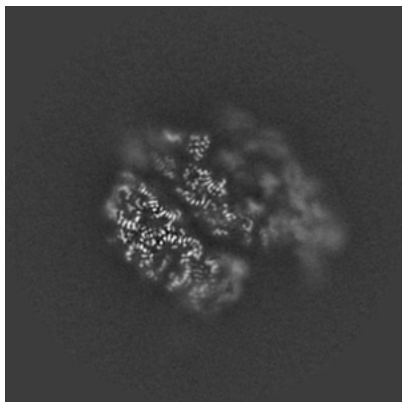


Z

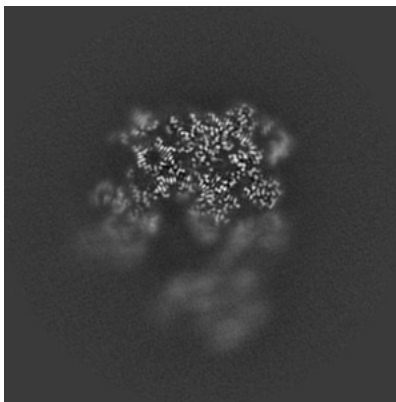
The images above show the map projected in three orthogonal directions.

6.2 Central slices [i](#)

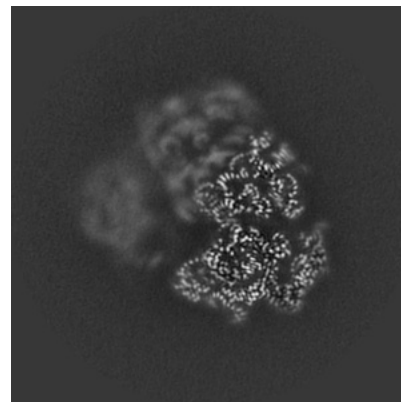
6.2.1 Primary map



X Index: 240



Y Index: 240

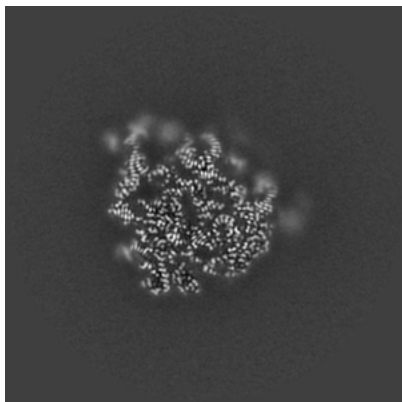


Z Index: 240


The images above show central slices of the map in three orthogonal directions.

6.3 Largest variance slices [i](#)

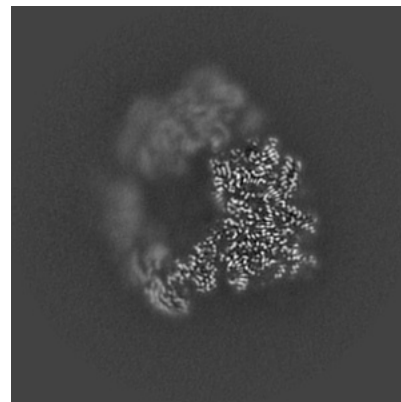
6.3.1 Primary map



X Index: 294



Y Index: 206




Z Index: 213

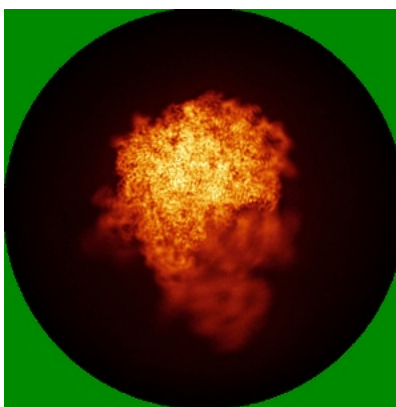
The images above show the largest variance slices of the map in three orthogonal directions.

6.4 Orthogonal standard-deviation projections (False-color) [i](#)


6.4.1 Primary map



X



Y



Z

The images above show the map standard deviation projections with false color in three orthogonal directions. Minimum values are shown in green, max in blue, and dark to light orange shades represent small to large values respectively.

6.5 Orthogonal surface views [i](#)

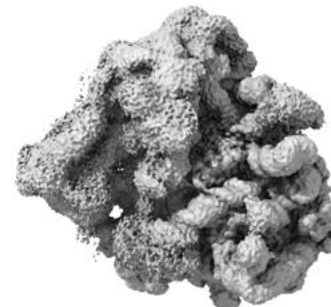
6.5.1 Primary map



X



Y



Z

The images above show the 3D surface view of the map at the recommended contour level 0.0045. These images, in conjunction with the slice images, may facilitate assessment of whether an appropriate contour level has been provided.

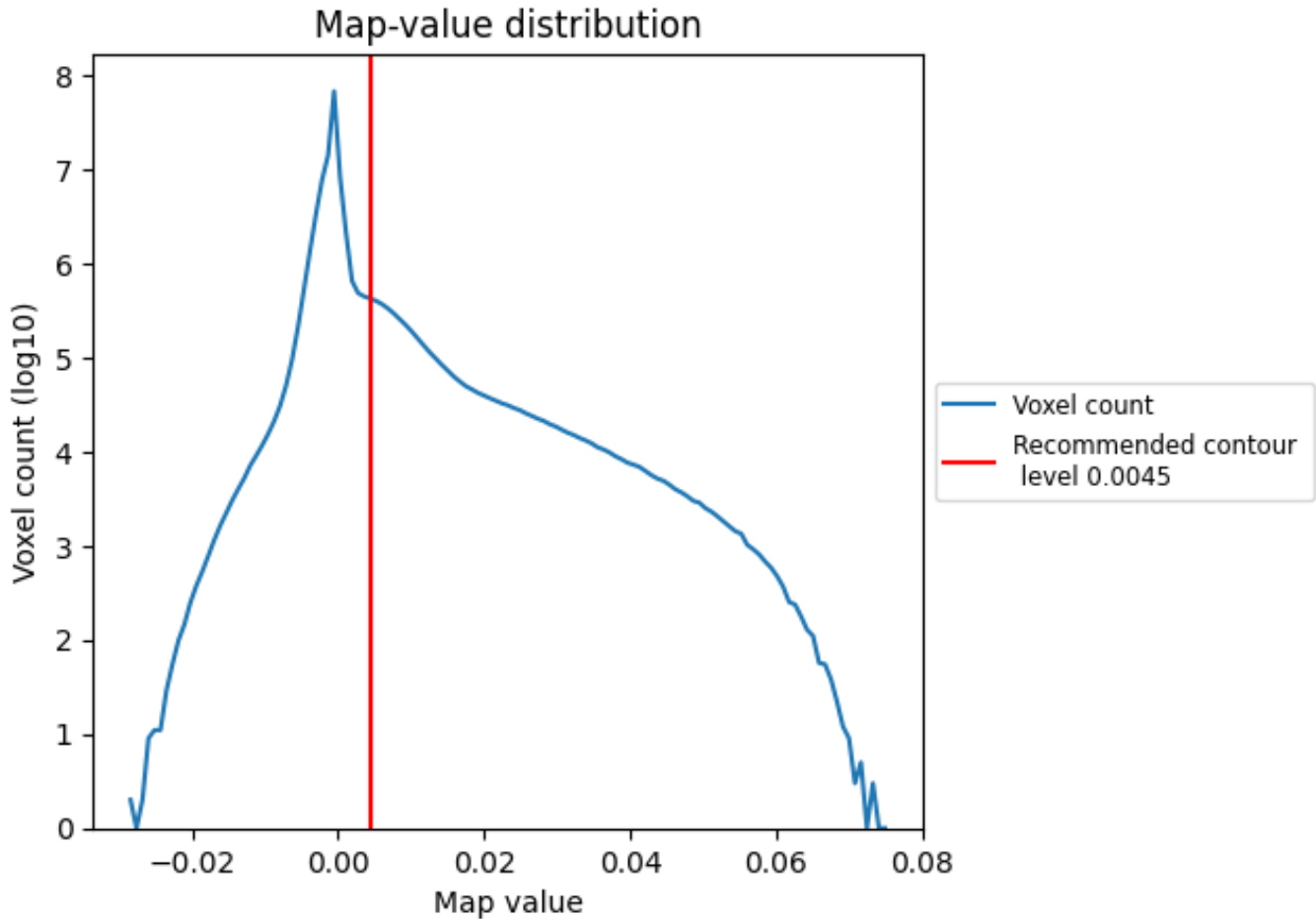
6.6 Mask visualisation [i](#)

This section was not generated. No masks/segmentation were deposited.

7 Map analysis [i](#)

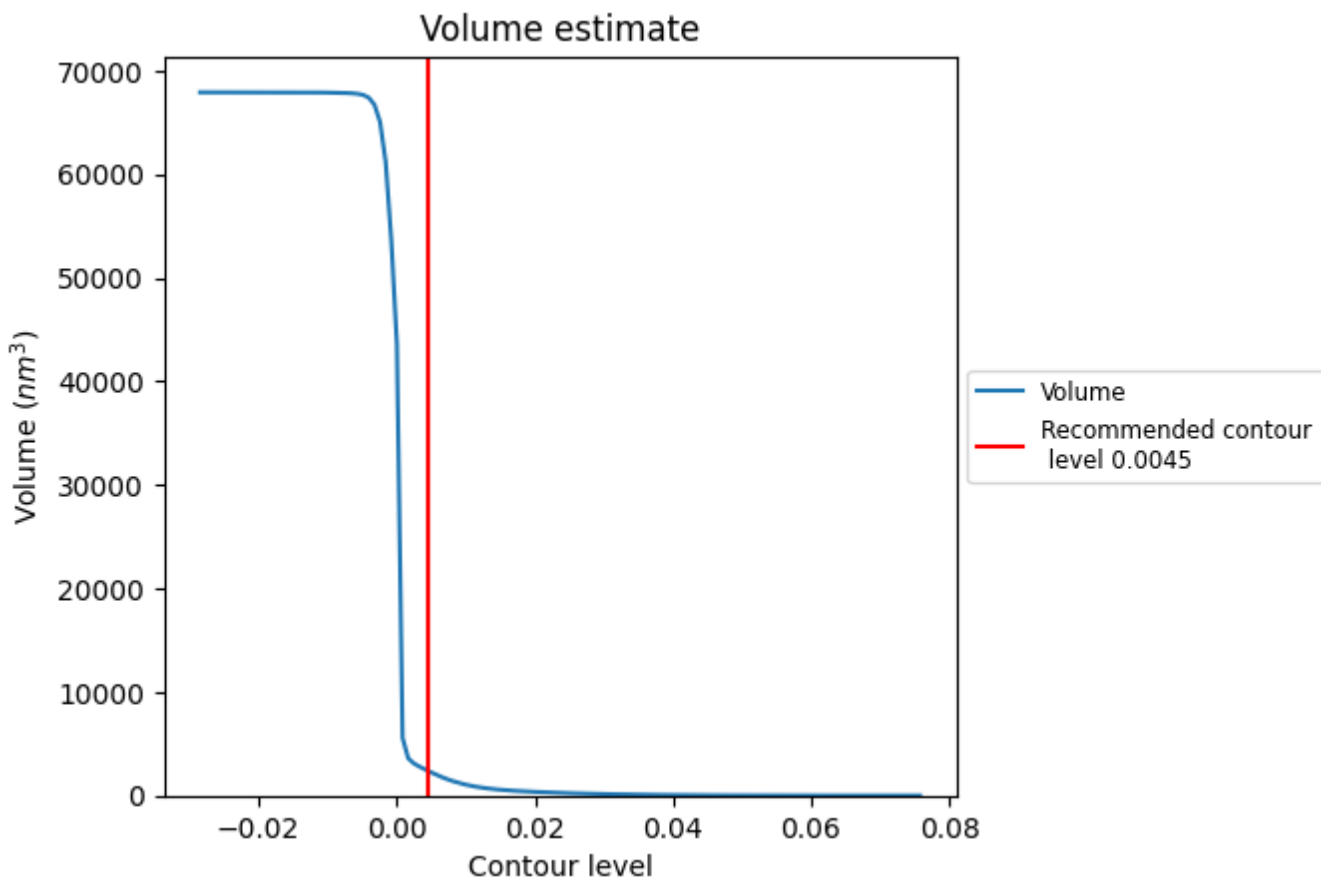
This section contains the results of statistical analysis of the map.

7.1 Map-value distribution [i](#)



The map-value distribution is plotted in 128 intervals along the x-axis. The y-axis is logarithmic. A spike in this graph at zero usually indicates that the volume has been masked.

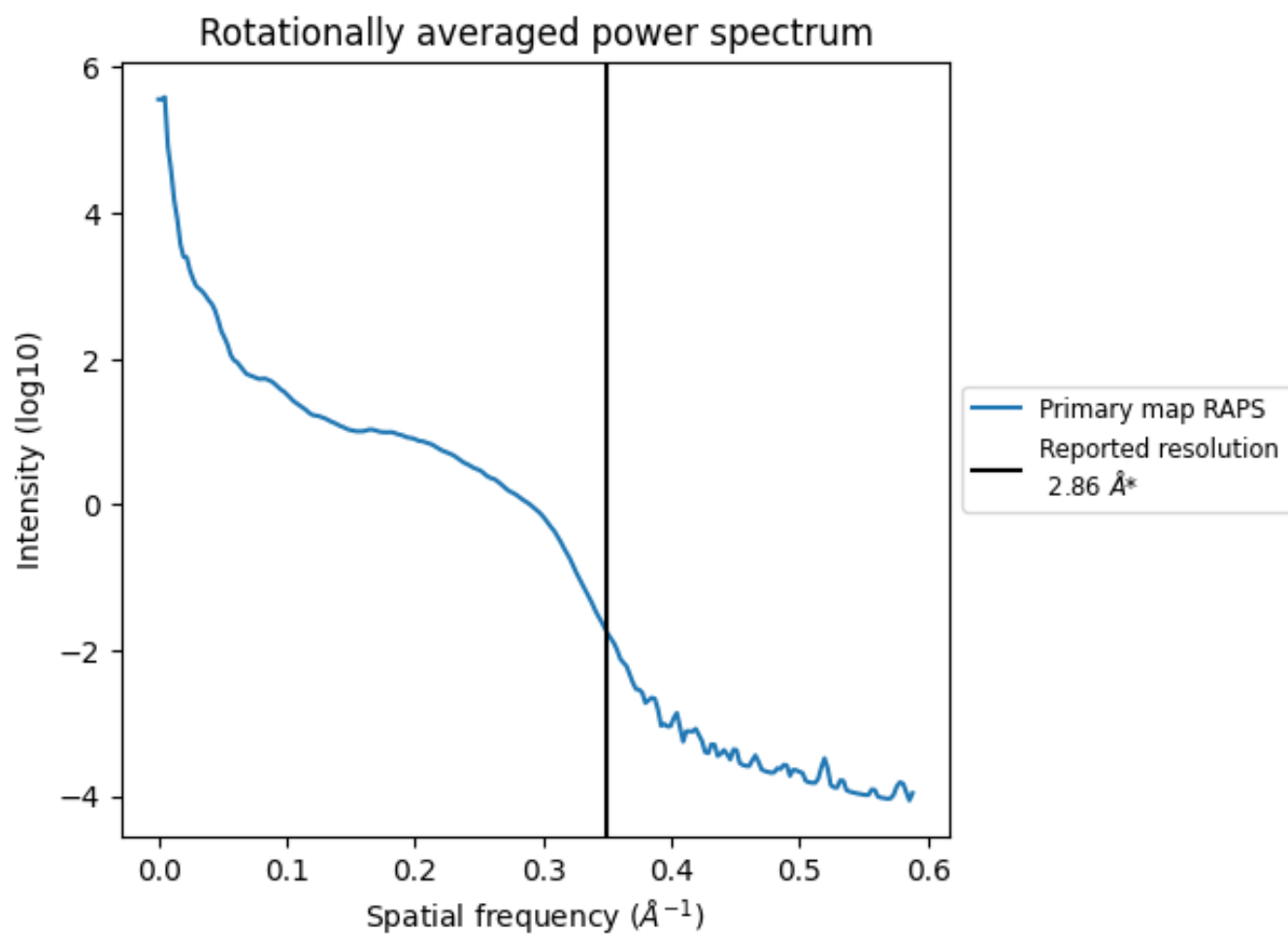
7.2 Volume estimate [i](#)



The volume at the recommended contour level is 2394 nm³; this corresponds to an approximate mass of 2163 kDa.

The volume estimate graph shows how the enclosed volume varies with the contour level. The recommended contour level is shown as a vertical line and the intersection between the line and the curve gives the volume of the enclosed surface at the given level.

7.3 Rotationally averaged power spectrum i



*Reported resolution corresponds to spatial frequency of 0.350 Å⁻¹

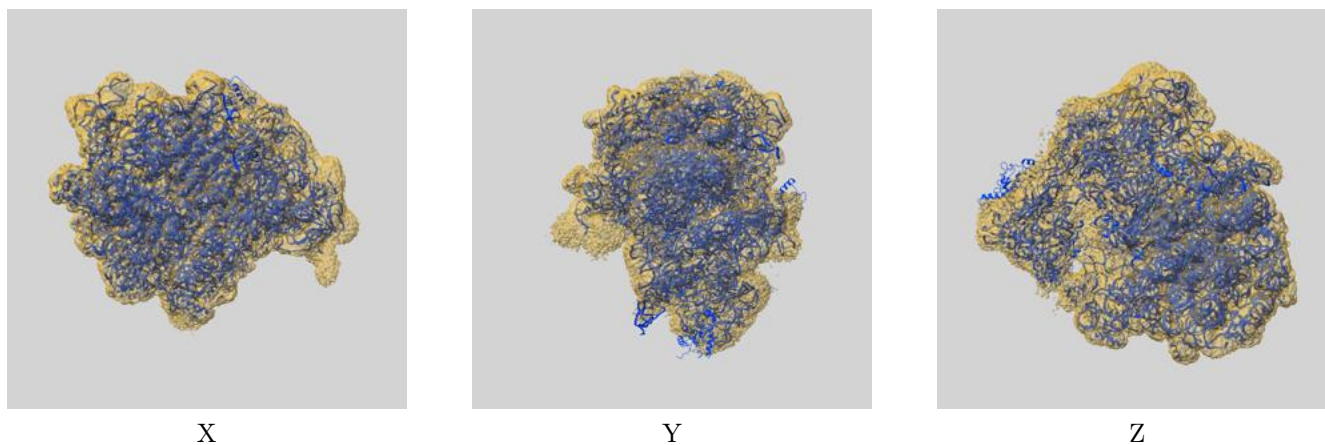
8 Fourier-Shell correlation

This section was not generated. No FSC curve or half-maps provided.

9 Map-model fit [i](#)

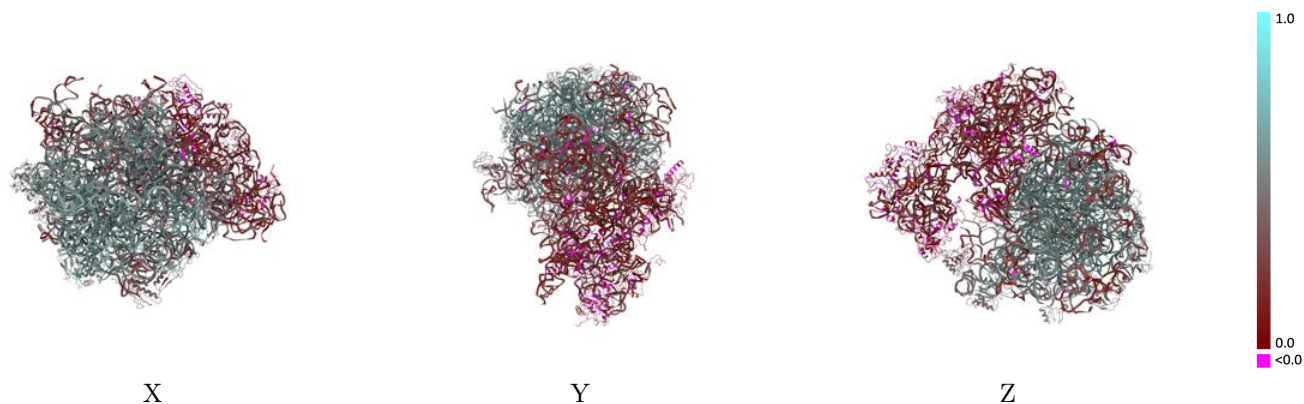
This section contains information regarding the fit between EMDB map EMD-11903 and PDB model 7ASP. Per-residue inclusion information can be found in section 3 on page 12.

9.1 Map-model overlay [i](#)



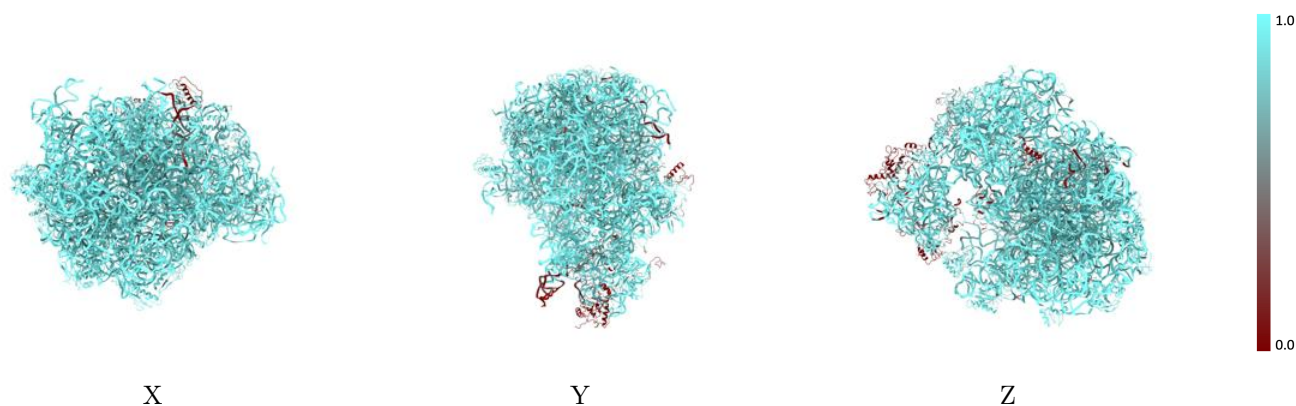
The images above show the 3D surface view of the map at the recommended contour level 0.0045 at 50% transparency in yellow overlaid with a ribbon representation of the model coloured in blue. These images allow for the visual assessment of the quality of fit between the atomic model and the map.

9.2 Q-score mapped to coordinate model [i](#)



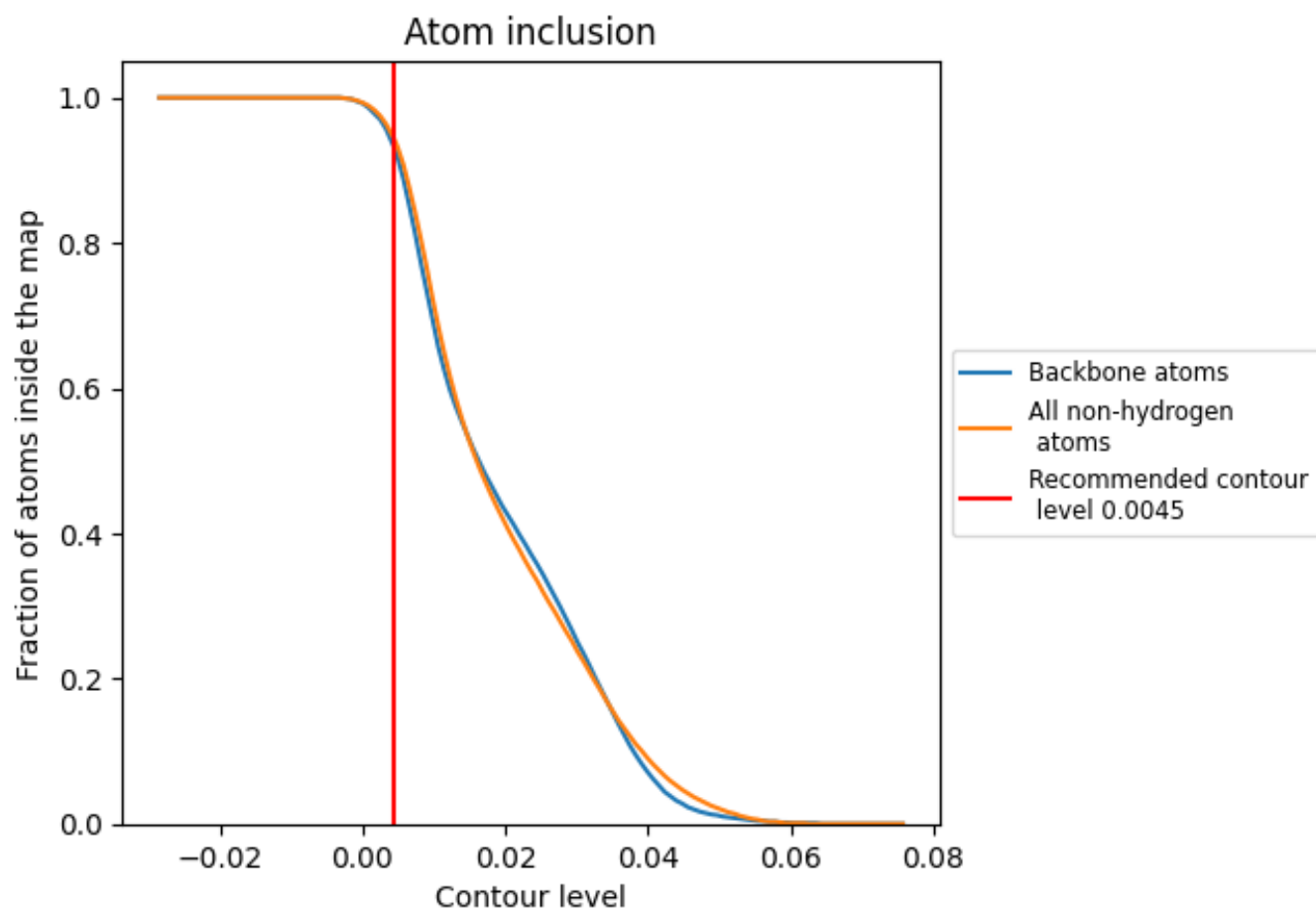
The images above show the model with each residue coloured according to its Q-score. This shows their resolvability in the map with higher Q-score values reflecting better resolvability. Please note: Q-score is calculating the resolvability of atoms, and thus high values are only expected at resolutions at which atoms can be resolved. Low Q-score values may therefore be expected for many entries.

9.3 Atom inclusion mapped to coordinate model [i](#)



The images above show the model with each residue coloured according to its atom inclusion. This shows to what extent they are inside the map at the recommended contour level (0.0045).







































































9.4 Atom inclusion [i](#)



At the recommended contour level, 93% of all backbone atoms, 94% of all non-hydrogen atoms, are inside the map.

9.5 Map-model fit summary



























The table lists the average atom inclusion at the recommended contour level (0.0045) and Q-score for the entire model and for each chain.

Chain	Atom inclusion	Q-score
All	 0.9420	 0.3760
1	 0.9820	 0.5540
2	 0.9760	 0.5590
3	 0.9980	 0.4340
4	 0.9340	 0.5020
A	 0.8800	 0.4910
B	 0.9830	 0.5810
C	 0.9670	 0.5420
D	 0.9770	 0.5480
E	 0.9810	 0.5310
F	 0.9910	 0.3300
G	 0.9660	 0.2980
H	 0.9810	 0.5560
I	 0.9740	 0.5610
J	 0.9880	 0.5380
K	 0.9800	 0.5410
L	 0.9810	 0.5530
M	 0.9920	 0.4440
N	 0.9620	 0.5490
O	 0.9860	 0.5680
P	 0.9880	 0.5600
Q	 0.9710	 0.5490
R	 0.9830	 0.5250
S	 0.9800	 0.4750
T	 0.9450	 0.4880
U	 0.9670	 0.5580
V	 0.9780	 0.5240
W	 0.9890	 0.4400
X	 0.9560	 0.1800
Y	 0.9810	 0.4900
Z	 0.9850	 0.5060
a	 0.6290	 0.0890
b	 0.6160	 0.0970
c	 0.5690	 0.1800
d	 0.5130	 0.0780



Continued on next page...

Continued from previous page...

Chain	Atom inclusion	Q-score
e	 0.4830	 0.0600
f	 0.9010	 0.1860
g	 0.8350	 0.0730
h	 0.9060	 0.1110
i	 0.8730	 0.1350
j	 0.9780	 0.1810
k	 0.4020	 0.0840
l	 0.7630	 0.0860
m	 0.7940	 0.0820
n	 0.4670	 0.0870
o	 0.8880	 0.1140
p	 0.7240	 0.0840
q	 0.7210	 0.1080