



# Full wwPDB EM Validation Report ⓘ

Jun 20, 2024 – 01:42 AM JST

PDB ID : 7VWX  
EMDB ID : EMD-32164  
Title : CryoEM structure of football-shaped GroEL:ES2 with RuBisCO  
Authors : Kim, H.; Roh, S.H.  
Deposited on : 2021-11-12  
Resolution : 7.60 Å(reported)  
Based on initial models : 4PKO, 9RUB

This is a Full wwPDB EM Validation Report for a publicly released PDB entry.

We welcome your comments at [validation@mail.wwpdb.org](mailto:validation@mail.wwpdb.org)

A user guide is available at

<https://www.wwpdb.org/validation/2017/EMValidationReportHelp>

with specific help available everywhere you see the ⓘ symbol.

The types of validation reports are described at

<http://www.wwpdb.org/validation/2017/FAQs#types>.

---

The following versions of software and data (see [references ⓘ](#)) were used in the production of this report:

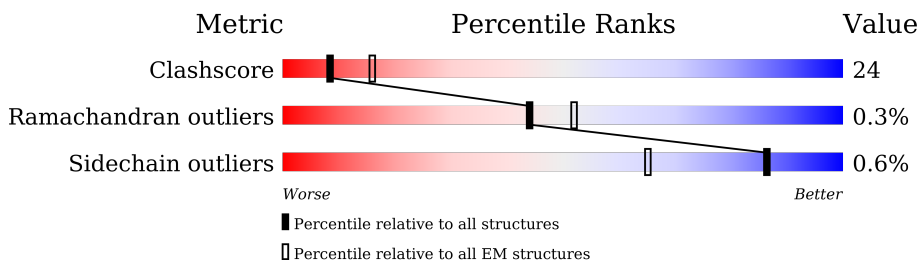
EMDB validation analysis : 0.0.1.dev92  
MolProbity : 4.02b-467  
Percentile statistics : 20191225.v01 (using entries in the PDB archive December 25th 2019)  
MapQ : 1.9.13  
Ideal geometry (proteins) : Engh & Huber (2001)  
Ideal geometry (DNA, RNA) : Parkinson et al. (1996)  
Validation Pipeline (wwPDB-VP) : 2.37.1

# 1 Overall quality at a glance

The following experimental techniques were used to determine the structure:  
*ELECTRON MICROSCOPY*

The reported resolution of this entry is 7.60 Å.

Percentile scores (ranging between 0-100) for global validation metrics of the entry are shown in the following graphic. The table shows the number of entries on which the scores are based.









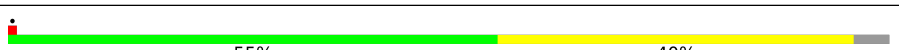
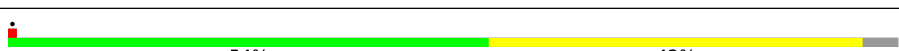
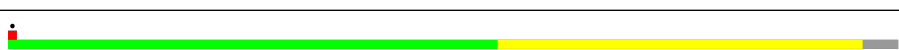











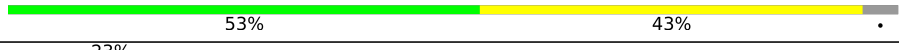
Metric	Whole archive (#Entries)	EM structures (#Entries)
Clashscore	158937	4297
Ramachandran outliers	154571	4023
Sidechain outliers	154315	3826

The table below summarises the geometric issues observed across the polymeric chains and their fit to the map. The red, orange, yellow and green segments of the bar indicate the fraction of residues that contain outliers for  $\geq 3$ , 2, 1 and 0 types of geometric quality criteria respectively. A grey segment represents the fraction of residues that are not modelled. The numeric value for each fraction is indicated below the corresponding segment, with a dot representing fractions  $\leq 5\%$ . The upper red bar (where present) indicates the fraction of residues that have poor fit to the EM map (all-atom inclusion  $< 40\%$ ). The numeric value is given above the bar.

Mol	Chain	Length	Quality of chain
1	1	97	
1	2	97	
1	O	97	
1	P	97	
1	Q	97	
1	R	97	
1	S	97	
1	T	97	

*Continued on next page...*

Continued from previous page...

Mol	Chain	Length	Quality of chain
1	U	97	 57% 43%
1	V	97	 62% 37%
1	W	97	 45% 54%
1	X	97	 54% 44%
1	Y	97	 53% 44%
1	Z	97	 45% 52%
2	A	548	 55% 40%
2	B	548	 54% 42%
2	C	548	 55% 41%
2	D	548	 49% 47%
2	E	548	 52% 43%
2	F	548	 52% 43%
2	G	548	 48% 47%
2	H	548	 55% 41%
2	I	548	 58% 38%
2	J	548	 49% 46%
2	K	548	 54% 41%
2	L	548	 51% 44%
2	M	548	 52% 43%
2	N	548	 53% 43%
3	a	466	 23% 96%

## 2 Entry composition [i](#)

There are 3 unique types of molecules in this entry. The entry contains 67599 atoms, of which 0 are hydrogens and 0 are deuteriums.

In the tables below, the AltConf column contains the number of residues with at least one atom in alternate conformation and the Trace column contains the number of residues modelled with at most 2 atoms.

- Molecule 1 is a protein called Co-chaperonin GroES.

Mol	Chain	Residues	Atoms					AltConf	Trace
			Total	C	N	O	S		
1	1	97	Total 727	C 454	N 127	O 144	S 2	0	0
1	2	97	Total 727	C 454	N 127	O 144	S 2	0	0
1	O	95	Total 711	C 445	N 124	O 141	S 1	0	0
1	P	97	Total 727	C 454	N 127	O 144	S 2	0	0
1	Q	96	Total 719	C 449	N 126	O 143	S 1	0	0
1	R	97	Total 727	C 454	N 127	O 144	S 2	0	0
1	S	96	Total 719	C 449	N 126	O 143	S 1	0	0
1	T	97	Total 727	C 454	N 127	O 144	S 2	0	0
1	U	97	Total 727	C 454	N 127	O 144	S 2	0	0
1	V	97	Total 727	C 454	N 127	O 144	S 2	0	0
1	W	97	Total 727	C 454	N 127	O 144	S 2	0	0
1	X	97	Total 727	C 454	N 127	O 144	S 2	0	0
1	Y	96	Total 722	C 451	N 126	O 143	S 2	0	0
1	Z	95	Total 713	C 446	N 125	O 140	S 2	0	0

- Molecule 2 is a protein called Chaperonin GroEL.

Mol	Chain	Residues	Atoms					AltConf	Trace
			Total	C	N	O	S		
2	A	524	Total 3855	C 2397	N 665	O 773	S 20	0	0

*Continued on next page...*

*Continued from previous page...*

Mol	Chain	Residues	Atoms					AltConf	Trace
			Total	C	N	O	S		
2	B	524	Total 3855	C 2397	N 665	O 773	S 20	0	0
2	C	524	Total 3855	C 2397	N 665	O 773	S 20	0	0
2	D	524	Total 3855	C 2397	N 665	O 773	S 20	0	0
2	E	524	Total 3855	C 2397	N 665	O 773	S 20	0	0
2	F	524	Total 3855	C 2397	N 665	O 773	S 20	0	0
2	G	524	Total 3855	C 2397	N 665	O 773	S 20	0	0
2	H	524	Total 3855	C 2397	N 665	O 773	S 20	0	0
2	I	524	Total 3855	C 2397	N 665	O 773	S 20	0	0
2	J	524	Total 3855	C 2397	N 665	O 773	S 20	0	0
2	K	524	Total 3855	C 2397	N 665	O 773	S 20	0	0
2	L	524	Total 3855	C 2397	N 665	O 773	S 20	0	0
2	M	524	Total 3855	C 2397	N 665	O 773	S 20	0	0
2	N	524	Total 3855	C 2397	N 665	O 773	S 20	0	0

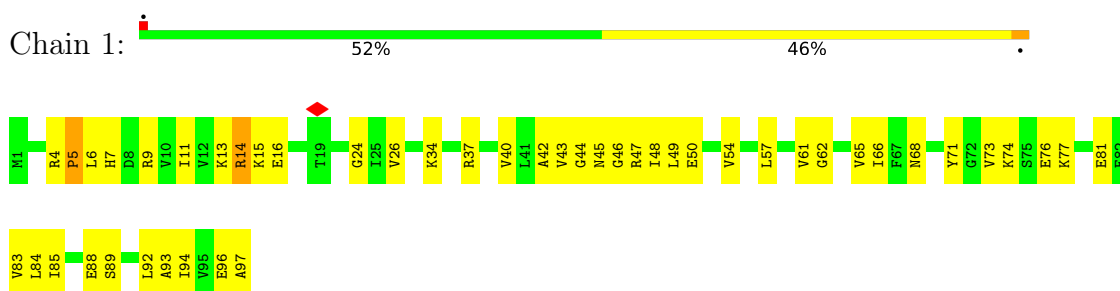
- Molecule 3 is a protein called Ribulose biphosphate carboxylase.

Mol	Chain	Residues	Atoms					AltConf	Trace
			Total	C	N	O	S		
3	a	459	Total 3502	C 2213	N 613	O 658	S 18	0	0

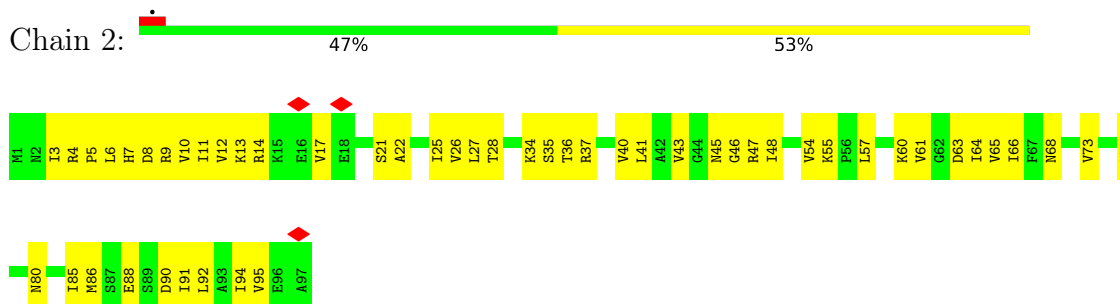
### 3 Residue-property plots

These plots are drawn for all protein, RNA, DNA and oligosaccharide chains in the entry. The first graphic for a chain summarises the proportions of the various outlier classes displayed in the second graphic. The second graphic shows the sequence view annotated by issues in geometry and atom inclusion in map density. Residues are color-coded according to the number of geometric quality criteria for which they contain at least one outlier: green = 0, yellow = 1, orange = 2 and red = 3 or more. A red diamond above a residue indicates a poor fit to the EM map for this residue (all-atom inclusion < 40%). Stretches of 2 or more consecutive residues without any outlier are shown as a green connector. Residues present in the sample, but not in the model, are shown in grey.

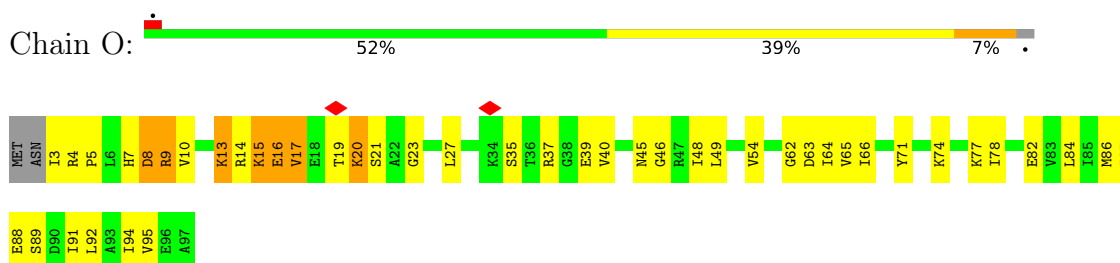
- Molecule 1: Co-chaperonin GroES



- Molecule 1: Co-chaperonin GroES

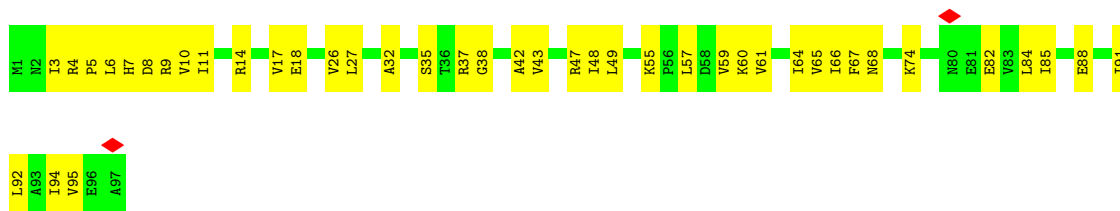


- Molecule 1: Co-chaperonin GroES

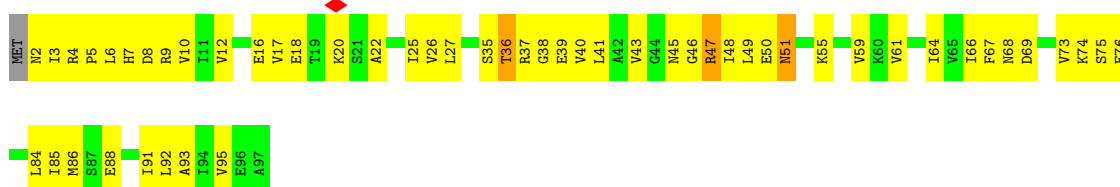


- Molecule 1: Co-chaperonin GroES

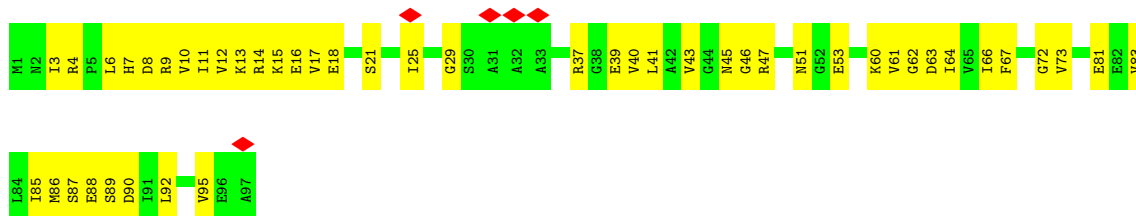




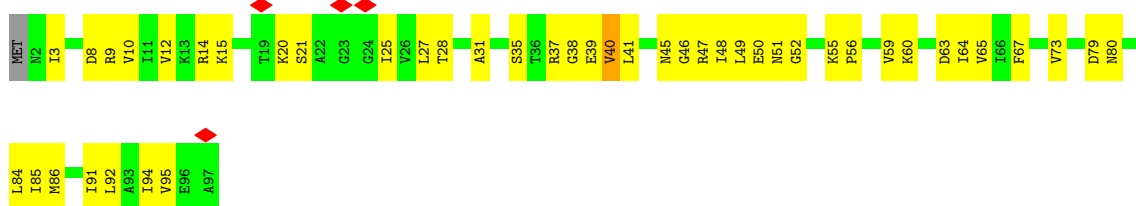
● Molecule 1: Co-chaperonin GroES



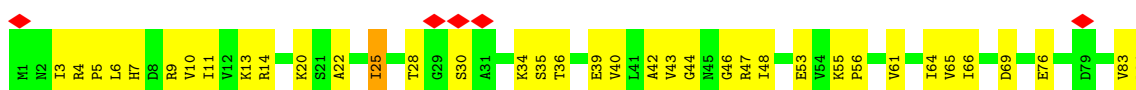
● Molecule 1: Co-chaperonin GroES



● Molecule 1: Co-chaperonin GroES

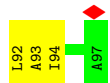


● Molecule 1: Co-chaperonin GroES

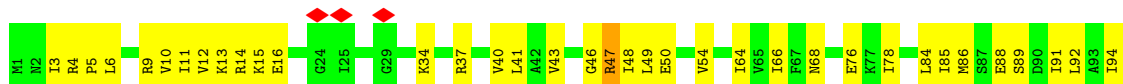




• Molecule 1: Co-chaperonin GroES



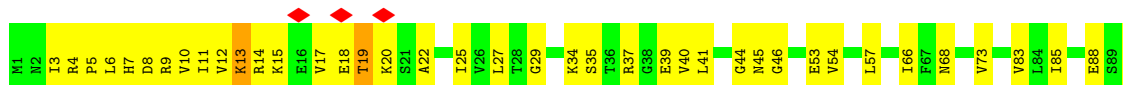
• Molecule 1: Co-chaperonin GroES



• Molecule 1: Co-chaperonin GroES



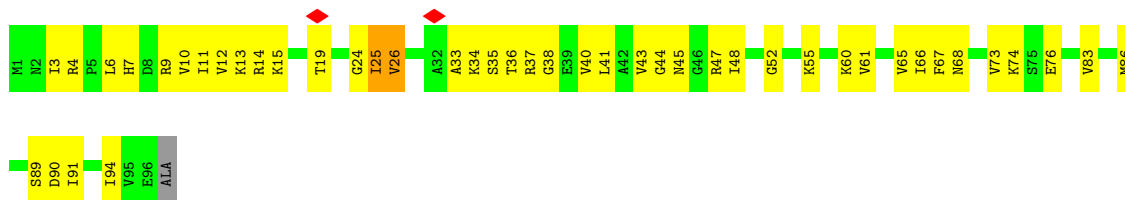
• Molecule 1: Co-chaperonin GroES



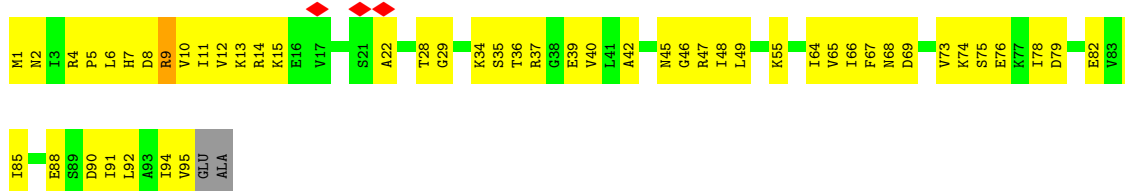
• Molecule 1: Co-chaperonin GroES



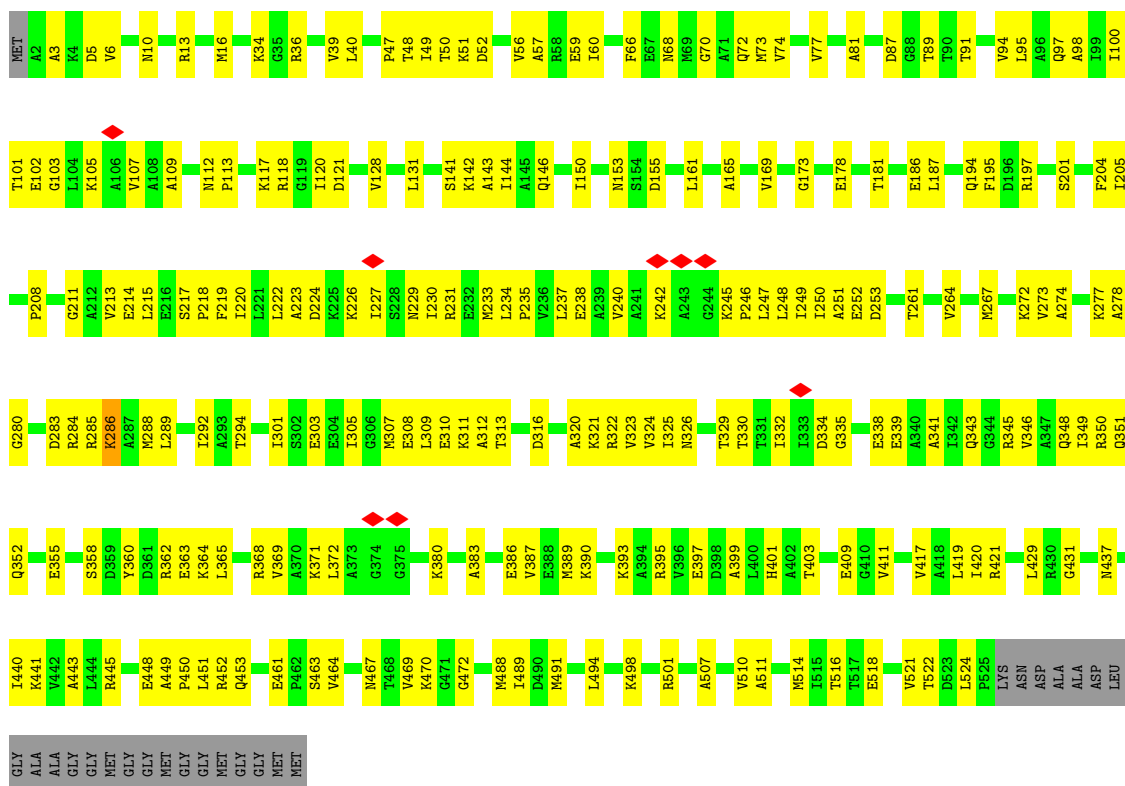




• Molecule 1: Co-chaperonin GroES



• Molecule 2: Chaperonin GroEL



• Molecule 2: Chaperonin GroEL





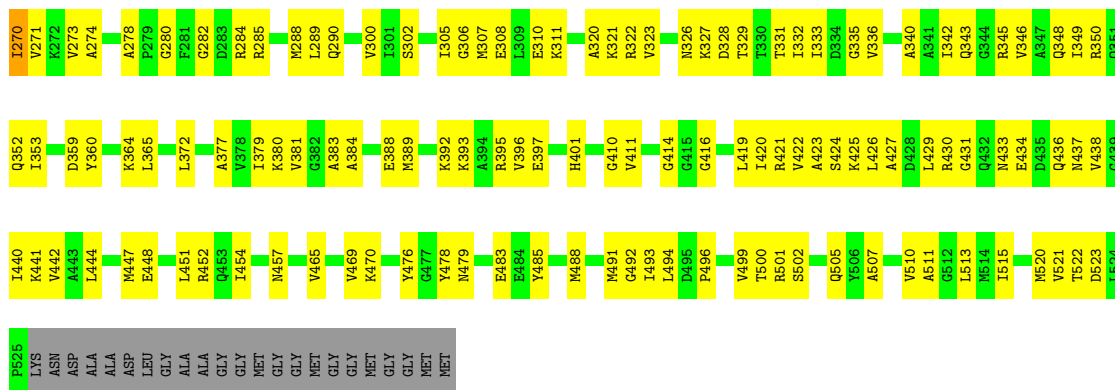




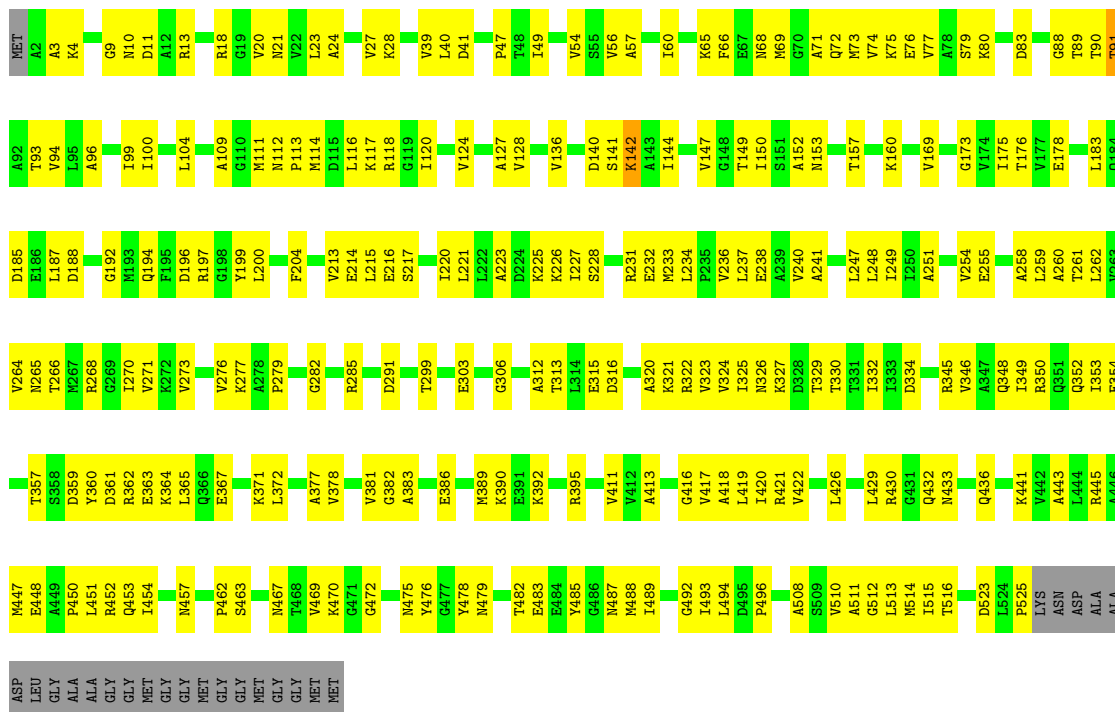




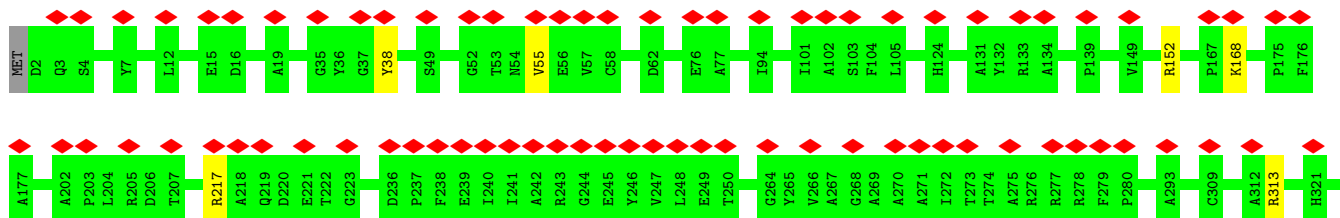




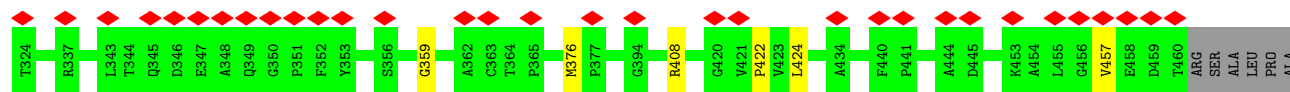
• Molecule 2: Chaperonin GroEL



• Molecule 3: Ribulose biphosphate carboxylase







## 4 Experimental information

Property	Value	Source
EM reconstruction method	SINGLE PARTICLE	Depositor
Imposed symmetry	POINT, C1	Depositor
Number of particles used	35230	Depositor
Resolution determination method	FSC 0.143 CUT-OFF	Depositor
CTF correction method	NONE	Depositor
Microscope	JEOL 3200FSC	Depositor
Voltage (kV)	300	Depositor
Electron dose ( $e^-/\text{\AA}^2$ )	1.0	Depositor
Minimum defocus (nm)	Not provided	
Maximum defocus (nm)	Not provided	
Magnification	Not provided	
Image detector	DIRECT ELECTRON DE-20 (5k x 3k)	Depositor
Maximum map value	3.769	Depositor
Minimum map value	-1.623	Depositor
Average map value	0.015	Depositor
Map value standard deviation	0.204	Depositor
Recommended contour level	0.663	Depositor
Map size ( $\text{\AA}$ )	394.0, 394.0, 394.0	wwPDB
Map dimensions	200, 200, 200	wwPDB
Map angles ( $^\circ$ )	90.0, 90.0, 90.0	wwPDB
Pixel spacing ( $\text{\AA}$ )	1.97, 1.97, 1.97	Depositor

## 5 Model quality i

### 5.1 Standard geometry i

The Z score for a bond length (or angle) is the number of standard deviations the observed value is removed from the expected value. A bond length (or angle) with  $|Z| > 5$  is considered an outlier worth inspection. RMSZ is the root-mean-square of all Z scores of the bond lengths (or angles).

Mol	Chain	Bond lengths		Bond angles	
		RMSZ	# Z  >5	RMSZ	# Z  >5
1	1	0.35	1/731 (0.1%)	0.59	0/983
1	2	0.30	0/731	0.57	0/983
1	O	0.33	0/715	0.60	0/962
1	P	0.27	0/731	0.59	0/983
1	Q	0.32	0/723	0.65	0/973
1	R	0.28	0/731	0.59	0/983
1	S	0.29	0/723	0.58	0/973
1	T	0.29	0/731	0.56	0/983
1	U	0.27	0/731	0.60	0/983
1	V	0.29	0/731	0.62	0/983
1	W	0.30	0/731	0.57	0/983
1	X	0.27	0/731	0.60	0/983
1	Y	0.26	0/726	0.62	0/976
1	Z	0.27	0/717	0.56	0/964
2	A	0.26	0/3883	0.53	0/5243
2	B	0.27	0/3883	0.52	0/5243
2	C	0.27	0/3883	0.52	0/5243
2	D	0.28	0/3883	0.53	0/5243
2	E	0.27	0/3883	0.52	0/5243
2	F	0.27	0/3883	0.52	0/5243
2	G	0.28	0/3883	0.54	0/5243
2	H	0.28	0/3883	0.51	0/5243
2	I	0.28	0/3883	0.52	0/5243
2	J	0.28	0/3883	0.53	0/5243
2	K	0.26	0/3883	0.51	0/5243
2	L	0.29	0/3883	0.55	0/5243
2	M	0.28	0/3883	0.54	0/5243
2	N	0.28	0/3883	0.52	0/5243
3	a	0.31	1/3586 (0.0%)	0.58	0/4859
All	All	0.28	2/68131 (0.0%)	0.54	0/91956

All (2) bond length outliers are listed below:

Mol	Chain	Res	Type	Atoms	Z	Observed(Å)	Ideal(Å)
1	1	5	PRO	C-N	5.81	1.47	1.34
3	a	376	MET	C-N	-5.68	1.23	1.34

There are no bond angle outliers.

There are no chirality outliers.

There are no planarity outliers.

## 5.2 Too-close contacts [i](#)

In the following table, the Non-H and H(model) columns list the number of non-hydrogen atoms and hydrogen atoms in the chain respectively. The H(added) column lists the number of hydrogen atoms added and optimized by MolProbity. The Clashes column lists the number of clashes within the asymmetric unit, whereas Symm-Clashes lists symmetry-related clashes.

Mol	Chain	Non-H	H(model)	H(added)	Clashes	Symm-Clashes
1	1	727	0	762	32	0
1	2	727	0	762	55	0
1	O	711	0	744	43	0
1	P	727	0	762	40	0
1	Q	719	0	750	52	0
1	R	727	0	762	41	0
1	S	719	0	750	51	0
1	T	727	0	762	29	0
1	U	727	0	762	38	0
1	V	727	0	762	36	0
1	W	727	0	762	45	0
1	X	727	0	762	53	0
1	Y	722	0	757	47	0
1	Z	713	0	751	53	0
2	A	3855	0	3976	176	0
2	B	3855	0	3976	175	0
2	C	3855	0	3976	181	0
2	D	3855	0	3976	205	0
2	E	3855	0	3976	197	0
2	F	3855	0	3976	190	0
2	G	3855	0	3976	203	0
2	H	3855	0	3976	196	0
2	I	3855	0	3976	168	0
2	J	3855	0	3976	215	0
2	K	3855	0	3976	174	0
2	L	3855	0	3976	231	0
2	M	3855	0	3976	200	0

*Continued on next page...*

*Continued from previous page...*

Mol	Chain	Non-H	H(model)	H(added)	Clashes	Symm-Clashes
2	N	3855	0	3976	207	0
3	a	3502	0	3380	0	0
All	All	67599	0	69654	3173	0

The all-atom clashscore is defined as the number of clashes found per 1000 atoms (including hydrogen atoms). The all-atom clashscore for this structure is 24.

All (3173) close contacts within the same asymmetric unit are listed below, sorted by their clash magnitude.

Atom-1	Atom-2	Interatomic distance (Å)	Clash overlap (Å)
2:N:27:VAL:CG1	2:N:90:THR:HG23	1.50	1.42
1:S:14:ARG:NH1	1:S:67:PHE:HE1	1.34	1.23
2:L:349:ILE:O	2:L:353:ILE:HG13	1.36	1.23
2:N:27:VAL:HG13	2:N:90:THR:CG2	1.69	1.21
1:Q:36:THR:HG23	1:Q:66:ILE:HG13	1.19	1.17
2:H:54:VAL:HG22	2:H:58:ARG:HH11	1.02	1.14
2:L:350:ARG:HA	2:L:353:ILE:HB	1.30	1.13
2:L:349:ILE:HG22	2:L:353:ILE:CD1	1.78	1.12
2:L:350:ARG:CA	2:L:353:ILE:HD12	1.79	1.12
1:S:14:ARG:NE	1:S:84:LEU:HD22	1.64	1.11
2:L:358:SER:HA	2:L:362:ARG:HH21	1.02	1.11
2:G:192:GLY:HA3	2:G:332:ILE:O	1.50	1.10
1:2:60:LYS:HE2	1:2:63:ASP:OD2	1.50	1.10
1:V:37:ARG:HD3	1:V:66:ILE:HG12	1.29	1.09
2:N:417:VAL:HG23	2:N:420:ILE:HD11	1.34	1.09
1:Z:7:HIS:CE1	1:Z:48:ILE:HG22	1.88	1.08
2:F:212:ALA:HA	2:F:325:ILE:O	1.53	1.06
2:J:264:VAL:HG11	1:X:27:LEU:CD2	1.85	1.06
2:N:27:VAL:CG1	2:N:90:THR:CG2	2.26	1.06
1:Z:7:HIS:HE1	1:Z:48:ILE:HG22	1.20	1.06
1:S:14:ARG:NH1	1:S:67:PHE:CE1	2.24	1.05
1:S:14:ARG:HE	1:S:84:LEU:HD22	0.90	1.05
2:L:358:SER:HA	2:L:362:ARG:NH2	1.71	1.04
1:S:14:ARG:HH12	1:S:67:PHE:HE1	1.06	1.02
2:H:212:ALA:HA	2:H:325:ILE:O	1.59	1.02
1:S:14:ARG:HE	1:S:84:LEU:CD2	1.71	1.01
1:P:60:LYS:HD2	1:P:61:VAL:H	1.21	1.01
2:C:192:GLY:HA3	2:C:332:ILE:O	1.58	1.01
2:L:349:ILE:CG2	2:L:353:ILE:HD11	1.90	1.01
2:L:349:ILE:HG22	2:L:353:ILE:HD11	1.01	1.00
2:I:270:ILE:HG23	1:W:25:ILE:HD13	1.43	0.98

*Continued on next page...*

*Continued from previous page...*

Atom-1	Atom-2	Interatomic distance (Å)	Clash overlap (Å)
1:Q:36:THR:HG23	1:Q:66:ILE:CG1	1.93	0.98
2:H:54:VAL:HG22	2:H:58:ARG:NH1	1.79	0.97
2:L:358:SER:CA	2:L:362:ARG:HH21	1.76	0.97
1:V:37:ARG:CD	1:V:66:ILE:HG12	1.94	0.97
2:H:54:VAL:CG2	2:H:58:ARG:HH11	1.78	0.96
1:O:7:HIS:CD2	1:O:48:ILE:HD11	2.01	0.95
2:G:127:ALA:HA	2:G:426:LEU:HD11	1.46	0.94
2:L:350:ARG:HA	2:L:353:ILE:CB	1.96	0.94
2:L:347:ALA:O	2:L:351:GLN:HG3	1.65	0.94
2:M:305:ILE:HG22	2:M:306:GLY:H	1.33	0.93
2:L:98:ALA:HB2	2:L:452:ARG:HH22	1.33	0.93
2:L:350:ARG:N	2:L:353:ILE:HD12	1.83	0.93
2:M:185:ASP:HA	2:M:380:LYS:O	1.70	0.91
1:Q:36:THR:CG2	1:Q:66:ILE:HG13	1.99	0.91
2:J:216:GLU:OE1	2:J:322:ARG:HG2	1.71	0.91
2:L:350:ARG:HA	2:L:353:ILE:HD12	1.49	0.91
2:J:264:VAL:HG11	1:X:27:LEU:HD23	1.54	0.90
2:N:417:VAL:O	2:N:421:ARG:HG2	1.71	0.90
1:V:15:LYS:HE3	1:V:64:ILE:HD13	1.54	0.89
1:2:40:VAL:HG12	1:2:61:VAL:HG22	1.52	0.89
2:L:358:SER:H	2:L:362:ARG:HE	1.19	0.89
2:G:127:ALA:CA	2:G:426:LEU:HD11	2.02	0.88
1:X:11:ILE:HD11	1:X:83:VAL:HB	1.57	0.86
2:I:257:GLU:O	2:I:261:THR:HG22	1.75	0.86
2:L:349:ILE:C	2:L:353:ILE:HG13	1.96	0.86
2:A:186:GLU:HB3	2:A:380:LYS:HB2	1.59	0.85
2:L:350:ARG:HA	2:L:353:ILE:CG1	2.06	0.85
2:L:350:ARG:HA	2:L:353:ILE:CD1	2.04	0.85
2:N:99:ILE:HD12	2:N:511:ALA:HB2	1.56	0.85
2:G:72:GLN:NE2	2:G:73:MET:SD	2.48	0.85
2:E:304:GLU:HG3	2:F:260:ALA:HB2	1.58	0.85
2:J:280:GLY:H	2:J:285:ARG:HD3	1.41	0.85
1:O:7:HIS:NE2	1:O:48:ILE:HD11	1.92	0.85
2:M:305:ILE:HG22	2:M:306:GLY:N	1.91	0.84
2:I:258:ALA:O	2:I:262:LEU:HG	1.78	0.84
1:Z:7:HIS:CE1	1:Z:48:ILE:H	1.95	0.84
2:D:213:VAL:HB	2:D:325:ILE:O	1.78	0.84
2:G:358:SER:HA	2:G:362:ARG:HE	1.43	0.83
2:D:185:ASP:HA	2:D:380:LYS:O	1.78	0.83
2:A:10:ASN:HA	2:A:13:ARG:HB2	1.59	0.83
2:C:34:LYS:HD2	2:C:458:CYS:HA	1.60	0.83

*Continued on next page...*

*Continued from previous page...*

Atom-1	Atom-2	Interatomic distance (Å)	Clash overlap (Å)
2:M:233:MET:HB3	2:M:237:LEU:HD12	1.60	0.83
2:C:479:ASN:O	2:C:483:GLU:HA	1.78	0.83
2:I:54:VAL:HG11	2:I:82:ASN:HB2	1.60	0.82
1:T:6:LEU:HB3	1:T:9:ARG:HD2	1.62	0.82
2:E:225:LYS:HB2	2:E:303:GLU:HB3	1.61	0.82
2:J:416:GLY:HA2	2:J:419:LEU:HD13	1.62	0.82
2:N:417:VAL:HA	2:N:420:ILE:HG12	1.61	0.81
2:C:6:VAL:HG12	2:C:521:VAL:HG22	1.63	0.81
2:F:10:ASN:HA	2:F:13:ARG:HB2	1.60	0.81
1:O:7:HIS:CD2	1:O:48:ILE:CD1	2.64	0.81
1:Y:7:HIS:HA	1:Y:45:ASN:H	1.45	0.81
1:V:37:ARG:HD3	1:V:66:ILE:CG1	2.08	0.81
2:L:199:TYR:HB2	2:L:204:PHE:HD2	1.46	0.81
1:S:73:VAL:HA	1:S:85:ILE:O	1.81	0.81
2:A:323:VAL:HG12	2:A:332:ILE:HG12	1.61	0.81
2:J:197:ARG:HE	2:J:279:PRO:HA	1.45	0.81
1:R:15:LYS:HZ2	1:R:64:ILE:HG23	1.45	0.80
2:I:7:LYS:HB2	2:I:520:MET:HB3	1.63	0.80
2:J:326:ASN:HD21	2:J:329:THR:HB	1.47	0.80
2:L:93:THR:HG22	2:L:97:GLN:HE22	1.47	0.80
2:N:27:VAL:HG13	2:N:90:THR:HG23	0.84	0.80
2:M:20:VAL:HG12	2:M:97:GLN:OE1	1.82	0.80
2:C:4:LYS:HB2	2:D:62:LEU:HA	1.62	0.79
2:G:475:ASN:HB3	2:G:488:MET:H	1.46	0.79
2:L:6:VAL:HG12	2:L:521:VAL:HG22	1.61	0.79
2:G:212:ALA:HA	2:G:325:ILE:O	1.83	0.79
1:Q:37:ARG:HH11	1:Q:66:ILE:HB	1.48	0.78
2:I:510:VAL:O	2:I:514:MET:HG3	1.81	0.78
2:A:320:ALA:HA	2:A:335:GLY:HA2	1.65	0.78
2:H:28:LYS:HA	2:H:31:LEU:HD13	1.65	0.78
2:C:416:GLY:HA2	2:C:419:LEU:HD13	1.64	0.78
2:G:6:VAL:HG12	2:G:521:VAL:HG22	1.66	0.78
2:J:323:VAL:HG12	2:J:332:ILE:HG12	1.64	0.78
2:I:326:ASN:HD21	2:I:329:THR:HB	1.49	0.78
2:I:411:VAL:HG21	2:I:494:LEU:HD13	1.66	0.78
1:2:36:THR:OG1	1:2:37:ARG:NH2	2.17	0.78
2:B:321:LYS:HE2	2:B:334:ASP:HB3	1.66	0.78
2:G:325:ILE:HG12	2:G:330:THR:HG23	1.67	0.77
1:Z:7:HIS:HE1	1:Z:48:ILE:H	1.30	0.77
2:E:222:LEU:HD23	2:E:224:ASP:H	1.50	0.77
1:X:57:LEU:HD23	1:Y:6:LEU:HD21	1.66	0.77

*Continued on next page...*

*Continued from previous page...*

Atom-1	Atom-2	Interatomic distance (Å)	Clash overlap (Å)
2:I:208:PRO:HG2	2:I:214:GLU:HB2	1.66	0.77
1:2:60:LYS:CE	1:2:63:ASP:OD2	2.33	0.77
2:A:91:THR:HG23	2:A:450:PRO:HG3	1.65	0.77
2:G:54:VAL:HG23	2:G:78:ALA:HB1	1.66	0.77
2:G:40:LEU:HD11	2:G:59:GLU:HB2	1.66	0.77
2:J:260:ALA:O	2:J:264:VAL:HG23	1.85	0.77
2:N:90:THR:HA	2:N:93:THR:OG1	1.84	0.76
2:G:31:LEU:HB2	2:G:90:THR:HG21	1.68	0.76
1:X:13:LYS:HE3	1:X:39:GLU:HB3	1.67	0.76
2:L:363:GLU:HA	2:L:366:GLN:NE2	2.01	0.76
1:2:40:VAL:HG12	1:2:61:VAL:CG2	2.15	0.76
2:F:355:GLU:H	2:F:362:ARG:HH21	1.34	0.76
2:G:441:LYS:HB2	2:G:445:ARG:HH12	1.49	0.76
2:I:322:ARG:HB3	2:I:333:ILE:HB	1.66	0.76
2:J:282:GLY:HA2	2:J:285:ARG:HH21	1.50	0.76
1:Y:11:ILE:HG23	1:Y:41:LEU:HB2	1.67	0.76
2:B:416:GLY:HA2	2:B:419:LEU:HD13	1.66	0.76
2:F:321:LYS:HD2	2:F:334:ASP:HB3	1.68	0.76
2:K:207:LYS:HG3	2:K:208:PRO:HD3	1.67	0.76
1:Q:36:THR:CG2	1:Q:66:ILE:CG1	2.61	0.76
1:W:12:VAL:HG12	1:W:40:VAL:HA	1.68	0.76
2:B:208:PRO:HB2	2:B:212:ALA:HB3	1.68	0.76
2:L:479:ASN:O	2:L:483:GLU:HA	1.87	0.75
2:G:122:LYS:HE2	2:G:429:LEU:HD11	1.68	0.75
2:N:227:ILE:HG23	2:N:231:ARG:HG2	1.67	0.75
2:E:205:ILE:HG23	2:E:211:GLY:HA2	1.68	0.75
2:M:305:ILE:CG2	2:M:306:GLY:H	1.98	0.75
1:Z:8:ASP:HB3	1:Z:47:ARG:HD3	1.69	0.75
2:M:236:VAL:HG21	2:M:310:GLU:HA	1.69	0.75
2:E:479:ASN:O	2:E:483:GLU:HA	1.86	0.75
1:Y:25:ILE:O	1:Y:26:VAL:HG12	1.86	0.75
2:N:227:ILE:HB	2:N:254:VAL:HG22	1.66	0.75
2:J:217:SER:OG	2:J:319:GLN:NE2	2.20	0.74
2:A:227:ILE:HG23	2:A:230:ILE:HB	1.69	0.74
2:B:31:LEU:HD22	2:B:94:VAL:HG21	1.69	0.74
2:B:120:ILE:HG12	2:B:443:ALA:HB2	1.68	0.74
2:E:190:VAL:O	2:E:376:VAL:HB	1.88	0.74
1:O:15:LYS:HE2	1:O:37:ARG:HB2	1.68	0.74
2:A:355:GLU:H	2:A:362:ARG:HH21	1.36	0.74
1:V:37:ARG:CG	1:V:66:ILE:HG12	2.16	0.74
2:L:40:LEU:HD21	2:L:56:VAL:HG22	1.70	0.74

*Continued on next page...*



*Continued from previous page...*

Atom-1	Atom-2	Interatomic distance (Å)	Clash overlap (Å)
2:C:172:GLU:OE1	2:C:350:ARG:NH2	2.21	0.74
2:H:36:ARG:HH21	2:N:516:THR:HA	1.52	0.74
2:B:199:TYR:HB2	2:B:204:PHE:HD2	1.51	0.74
1:Q:92:LEU:HD11	1:R:85:ILE:HD12	1.69	0.74
2:M:39:VAL:HG22	2:M:49:ILE:HG12	1.70	0.74
2:F:197:ARG:HD3	2:F:277:LYS:HZ2	1.52	0.74
2:H:214:GLU:HB3	2:H:322:ARG:HE	1.52	0.73
2:I:205:ILE:HA	2:I:213:VAL:HG22	1.69	0.73
2:L:197:ARG:HE	2:L:279:PRO:HA	1.51	0.73
2:C:147:VAL:HB	2:C:494:LEU:HD21	1.69	0.73
2:H:518:GLU:HB2	2:I:36:ARG:HD2	1.70	0.73
2:D:265:ASN:HA	2:D:270:ILE:HD12	1.70	0.73
2:M:302:SER:OG	2:M:307:MET:SD	2.47	0.73
2:A:51:LYS:NZ	2:A:87:ASP:OD1	2.21	0.73
2:J:421:ARG:NH2	2:J:472:GLY:O	2.21	0.73
2:N:214:GLU:HG2	2:N:324:VAL:HG22	1.70	0.73
1:W:53:GLU:HG2	1:W:54:VAL:H	1.53	0.73
2:A:339:GLU:O	2:A:343:GLN:NE2	2.21	0.73
2:B:238:GLU:HG2	1:P:26:VAL:HG21	1.69	0.73
2:M:130:GLU:HG2	2:M:426:LEU:HD11	1.70	0.73
2:C:199:TYR:O	2:C:327:LYS:NZ	2.22	0.73
1:X:53:GLU:CD	1:X:54:VAL:H	1.91	0.73
2:L:350:ARG:N	2:L:353:ILE:CD1	2.52	0.73
2:A:40:LEU:O	2:A:47:PRO:HA	1.88	0.73
2:I:234:LEU:HD23	1:W:22:ALA:HB2	1.70	0.73
2:N:221:LEU:HB3	2:N:249:ILE:HG13	1.70	0.73
2:E:193:MET:HB2	2:E:332:ILE:HB	1.69	0.72
1:Z:39:GLU:HA	1:Z:64:ILE:HA	1.71	0.72
2:B:362:ARG:O	2:B:366:GLN:NE2	2.22	0.72
2:J:135:SER:HA	2:J:412:VAL:HG12	1.70	0.72
1:2:47:ARG:HH21	1:2:48:ILE:HG22	1.52	0.72
2:H:448:GLU:OE1	2:H:452:ARG:NH2	2.22	0.72
2:J:518:GLU:HB2	2:K:36:ARG:HG2	1.70	0.72
2:L:350:ARG:CA	2:L:353:ILE:CD1	2.61	0.72
2:G:302:SER:HB2	2:G:305:ILE:HG13	1.71	0.72
2:L:349:ILE:HG22	2:L:353:ILE:CG1	2.20	0.72
2:G:479:ASN:O	2:G:483:GLU:HA	1.90	0.72
2:J:427:ALA:O	2:J:441:LYS:NZ	2.22	0.72
2:N:192:GLY:HA3	2:N:332:ILE:O	1.90	0.72
2:A:397:GLU:O	2:A:401:HIS:ND1	2.22	0.72
2:L:169:VAL:HG11	2:L:377:ALA:HB2	1.71	0.72

*Continued on next page...*

*Continued from previous page...*

Atom-1	Atom-2	Interatomic distance (Å)	Clash overlap (Å)
1:P:37:ARG:HG2	1:P:66:ILE:HG12	1.72	0.72
2:F:360:TYR:O	2:F:364:LYS:NZ	2.22	0.71
2:G:14:VAL:HG13	2:G:18:ARG:HH12	1.52	0.71
2:L:358:SER:N	2:L:362:ARG:HE	1.86	0.71
2:D:24:ALA:HA	2:D:28:LYS:HE3	1.72	0.71
2:L:221:LEU:HD11	2:L:249:ILE:HG23	1.71	0.71
1:O:37:ARG:HG2	1:O:66:ILE:HG12	1.72	0.71
2:F:205:ILE:HG23	2:F:211:GLY:HA2	1.71	0.71
2:L:98:ALA:HB2	2:L:452:ARG:NH2	2.04	0.71
2:A:326:ASN:HD21	2:A:329:THR:HB	1.54	0.71
2:D:40:LEU:HB3	2:D:59:GLU:HG3	1.70	0.71
2:J:386:GLU:HG2	2:J:390:LYS:HE2	1.70	0.71
1:V:4:ARG:NH1	1:V:5:PRO:O	2.23	0.71
2:J:501:ARG:O	2:J:505:GLN:NE2	2.24	0.71
1:P:95:VAL:HG22	1:Q:3:ILE:HG12	1.73	0.71
2:B:220:ILE:HG23	2:B:248:LEU:HD22	1.73	0.71
2:G:124:VAL:HG21	2:G:508:ALA:HB2	1.72	0.71
2:G:421:ARG:NH1	2:G:469:VAL:O	2.23	0.71
2:N:291:ASP:OD1	2:N:345:ARG:NH2	2.21	0.71
2:D:479:ASN:HD22	2:D:493:ILE:HD11	1.55	0.71
2:N:152:ALA:O	2:N:395:ARG:NH1	2.23	0.71
2:F:326:ASN:HD21	2:F:329:THR:HB	1.56	0.71
2:I:214:GLU:HB3	2:I:322:ARG:HH12	1.55	0.71
2:G:326:ASN:HD21	2:G:329:THR:HB	1.56	0.71
2:J:264:VAL:HG11	1:X:27:LEU:HD21	1.71	0.71
2:B:34:LYS:HA	2:B:36:ARG:HH21	1.54	0.70
2:C:427:ALA:O	2:C:441:LYS:NZ	2.24	0.70
2:E:227:ILE:HG23	2:E:230:ILE:HB	1.72	0.70
2:E:349:ILE:HG12	2:E:368:ARG:HH11	1.56	0.70
2:J:224:ASP:HB2	2:J:303:GLU:HB3	1.71	0.70
2:J:421:ARG:NH2	2:J:469:VAL:O	2.23	0.70
2:F:215:LEU:HD21	2:F:246:PRO:HB2	1.71	0.70
2:F:222:LEU:HD22	2:F:300:VAL:HA	1.73	0.70
2:I:233:MET:HG2	2:I:237:LEU:HG	1.71	0.70
2:N:265:ASN:HA	2:N:268:ARG:HG2	1.74	0.70
1:Q:74:LYS:HE3	1:Q:85:ILE:HD11	1.71	0.70
1:V:89:SER:HA	1:W:7:HIS:HE1	1.56	0.70
1:Z:8:ASP:O	1:Z:10:VAL:HG13	1.91	0.70
2:B:152:ALA:O	2:B:395:ARG:NH1	2.23	0.70
2:H:295:LEU:HD13	2:H:342:ILE:HD11	1.71	0.70
2:D:222:LEU:HD22	2:D:300:VAL:HA	1.74	0.70

*Continued on next page...*

*Continued from previous page...*

Atom-1	Atom-2	Interatomic distance (Å)	Clash overlap (Å)
2:D:235:PRO:HG3	2:D:311:LYS:HD2	1.74	0.70
2:K:4:LYS:HG2	2:L:63:GLU:HG2	1.74	0.70
1:1:65:VAL:HG12	1:1:94:ILE:HG23	1.72	0.70
2:C:479:ASN:O	2:C:483:GLU:CA	2.39	0.70
1:P:7:HIS:HB3	1:P:47:ARG:HG3	1.73	0.70
2:L:363:GLU:HA	2:L:366:GLN:HE22	1.54	0.70
2:N:197:ARG:HH21	2:N:277:LYS:HB3	1.56	0.70
2:C:152:ALA:O	2:C:395:ARG:NH1	2.25	0.70
2:D:39:VAL:HG22	2:D:49:ILE:HD13	1.72	0.70
2:D:353:ILE:O	2:D:362:ARG:NH1	2.24	0.70
2:E:194:GLN:O	2:E:371:LYS:NZ	2.24	0.70
2:G:416:GLY:HA2	2:G:419:LEU:HD12	1.72	0.70
2:H:421:ARG:NH1	2:H:472:GLY:O	2.25	0.70
2:N:231:ARG:HD2	2:N:232:GLU:N	2.06	0.70
2:L:93:THR:O	2:L:97:GLN:NE2	2.24	0.70
2:M:397:GLU:O	2:M:401:HIS:ND1	2.25	0.70
2:B:12:ALA:HA	2:B:15:LYS:HE2	1.71	0.69
2:L:10:ASN:HA	2:L:13:ARG:HB2	1.74	0.69
2:A:195:PHE:HB2	2:A:330:THR:HB	1.73	0.69
2:G:281:PHE:H	2:G:284:ARG:HH11	1.40	0.69
2:C:122:LYS:NZ	2:C:430:ARG:O	2.23	0.69
2:L:231:ARG:HH11	2:L:257:GLU:HG2	1.57	0.69
1:V:14:ARG:HH22	1:V:34:LYS:HB2	1.55	0.69
1:X:6:LEU:HA	1:X:45:ASN:H	1.56	0.69
2:L:350:ARG:CA	2:L:353:ILE:HB	2.15	0.69
2:N:157:THR:HA	2:N:160:LYS:HE3	1.74	0.69
1:V:37:ARG:HG2	1:V:66:ILE:HG12	1.73	0.69
2:F:197:ARG:HE	2:F:279:PRO:HA	1.58	0.69
2:H:355:GLU:O	2:H:362:ARG:NH2	2.24	0.69
1:W:14:ARG:NH1	1:W:16:GLU:OE2	2.25	0.69
1:W:78:ILE:HG13	1:W:79:ASP:H	1.58	0.69
2:H:36:ARG:NH1	2:N:114:MET:SD	2.66	0.69
2:J:421:ARG:HH12	2:J:470:LYS:HA	1.57	0.69
1:Z:15:LYS:HD3	1:Z:37:ARG:HB2	1.74	0.69
2:A:155:ASP:OD2	2:A:395:ARG:NH1	2.26	0.69
1:1:71:TYR:O	1:1:74:LYS:NZ	2.26	0.69
2:C:42:LYS:HD2	2:C:45:GLY:H	1.56	0.69
2:G:234:LEU:HA	2:G:237:LEU:HB3	1.73	0.69
2:I:199:TYR:HB2	2:I:204:PHE:HD2	1.58	0.69
2:N:147:VAL:HA	2:N:150:ILE:HD12	1.74	0.69
2:C:208:PRO:HB2	2:C:212:ALA:HB3	1.75	0.69

*Continued on next page...*

*Continued from previous page...*

Atom-1	Atom-2	Interatomic distance (Å)	Clash overlap (Å)
2:E:180:GLY:O	2:E:383:ALA:N	2.25	0.69
2:E:221:LEU:H	2:E:249:ILE:HG23	1.58	0.69
2:I:215:LEU:HD13	2:I:246:PRO:HB2	1.75	0.69
2:J:290:GLN:HG2	2:J:300:VAL:HG13	1.75	0.69
2:K:222:LEU:HD23	2:K:289:LEU:HD22	1.75	0.69
2:K:475:ASN:O	2:K:488:MET:N	2.21	0.69
2:C:6:VAL:HG13	2:D:62:LEU:HD21	1.74	0.69
2:I:34:LYS:HD2	2:I:458:CYS:HA	1.75	0.69
2:M:302:SER:OG	2:M:305:ILE:HB	1.93	0.69
2:D:280:GLY:O	2:D:285:ARG:NH1	2.26	0.68
2:K:221:LEU:HD11	2:K:249:ILE:HG23	1.75	0.68
2:A:68:ASN:O	2:A:72:GLN:NE2	2.26	0.68
2:D:157:THR:HA	2:D:160:LYS:HE3	1.73	0.68
2:M:225:LYS:NZ	2:M:226:LYS:O	2.26	0.68
2:J:6:VAL:HA	2:J:520:MET:O	1.93	0.68
1:P:43:VAL:HB	1:P:57:LEU:HD12	1.75	0.68
1:Y:7:HIS:O	1:Y:9:ARG:NH1	2.27	0.68
2:B:405:ALA:O	2:B:498:LYS:NZ	2.27	0.68
2:C:305:ILE:HG22	2:C:306:GLY:H	1.58	0.68
2:M:17:LEU:HD13	2:M:104:LEU:HD21	1.76	0.68
2:N:27:VAL:HG11	2:N:90:THR:HG23	1.68	0.68
2:E:516:THR:HB	2:F:37:ASN:H	1.59	0.68
2:J:349:ILE:HG13	2:J:365:LEU:HD21	1.76	0.68
2:N:88:GLY:HA2	2:N:91:THR:HG23	1.76	0.68
2:K:112:ASN:HB3	2:K:115:ASP:HB2	1.75	0.68
2:N:261:THR:O	2:N:265:ASN:ND2	2.26	0.68
2:G:195:PHE:HD2	2:G:197:ARG:HG2	1.58	0.68
2:I:327:LYS:HD2	2:I:328:ASP:HB2	1.76	0.68
2:N:40:LEU:HD21	2:N:56:VAL:HG22	1.76	0.68
2:G:351:GLN:NE2	2:G:354:GLU:OE2	2.27	0.68
1:I:9:ARG:NH2	1:Z:88:GLU:O	2.27	0.68
2:F:206:ASN:HB2	2:F:213:VAL:HG22	1.75	0.68
2:J:518:GLU:OE1	2:K:36:ARG:NH1	2.26	0.68
2:N:348:GLN:OE1	2:N:352:GLN:NE2	2.27	0.68
2:H:124:VAL:HG21	2:H:508:ALA:HB2	1.76	0.67
2:H:282:GLY:HA2	2:H:285:ARG:HH21	1.57	0.67
2:K:305:ILE:HG23	2:L:264:VAL:HG22	1.77	0.67
2:L:349:ILE:O	2:L:353:ILE:CG1	2.29	0.67
1:R:11:ILE:HD11	1:R:83:VAL:HG13	1.76	0.67
1:V:4:ARG:NH1	1:V:43:VAL:O	2.26	0.67
2:H:31:LEU:HD21	2:H:94:VAL:HG21	1.75	0.67

*Continued on next page...*

*Continued from previous page...*

Atom-1	Atom-2	Interatomic distance (Å)	Clash overlap (Å)
1:Q:25:ILE:HG13	1:Q:26:VAL:HG23	1.76	0.67
2:C:207:LYS:HG3	2:C:208:PRO:HD3	1.76	0.67
2:E:479:ASN:O	2:E:483:GLU:CA	2.42	0.67
2:J:219:PHE:HB3	2:J:317:LEU:HB3	1.76	0.67
2:F:122:LYS:NZ	2:F:430:ARG:O	2.24	0.67
2:L:231:ARG:HE	1:Z:29:GLY:HA3	1.60	0.67
1:X:7:HIS:ND1	1:X:46:GLY:O	2.27	0.67
2:J:194:GLN:HE21	2:J:329:THR:HG23	1.58	0.67
1:R:89:SER:O	1:S:9:ARG:NH1	2.26	0.67
2:L:413:ALA:HB3	2:L:418:ALA:HB2	1.77	0.67
1:O:8:ASP:O	1:O:10:VAL:HG13	1.95	0.67
1:S:21:SER:HA	1:S:27:LEU:HA	1.75	0.67
2:A:349:ILE:HG21	2:A:369:VAL:HG21	1.75	0.67
2:B:39:VAL:HG22	2:B:49:ILE:HG12	1.77	0.67
2:F:221:LEU:HD22	2:F:249:ILE:HG12	1.75	0.67
2:H:295:LEU:HD12	2:H:337:GLY:HA3	1.76	0.67
2:J:416:GLY:HA3	2:J:451:LEU:HD11	1.75	0.67
2:L:34:LYS:HD2	2:L:458:CYS:HA	1.75	0.67
2:B:348:GLN:OE1	2:B:352:GLN:NE2	2.28	0.67
2:K:270:ILE:HG22	2:K:271:VAL:HG13	1.75	0.67
2:A:39:VAL:HG22	2:A:49:ILE:HG12	1.77	0.67
2:E:313:THR:H	2:E:316:ASP:HB2	1.59	0.67
2:M:231:ARG:NH1	2:M:232:GLU:OE1	2.28	0.67
1:S:20:LYS:HE2	1:S:31:ALA:HB3	1.76	0.67
2:F:130:GLU:HG3	2:F:426:LEU:HD11	1.77	0.67
2:G:498:LYS:HG3	2:G:501:ARG:HE	1.58	0.67
2:I:281:PHE:HB2	2:I:284:ARG:HG2	1.77	0.67
2:L:429:LEU:HG	2:L:440:ILE:HD13	1.76	0.67
2:F:421:ARG:NH1	2:F:472:GLY:O	2.28	0.66
2:G:479:ASN:O	2:G:483:GLU:CA	2.43	0.66
1:U:14:ARG:HH11	1:U:84:LEU:HG	1.60	0.66
1:Y:12:VAL:HG12	1:Y:40:VAL:HA	1.77	0.66
2:N:185:ASP:OD1	2:N:382:GLY:N	2.28	0.66
1:V:14:ARG:NH2	1:V:34:LYS:HB2	2.10	0.66
1:I:73:VAL:HB	1:I:84:LEU:HD23	1.78	0.66
2:C:349:ILE:HD13	2:C:368:ARG:HH11	1.59	0.66
2:F:248:LEU:HA	2:F:274:ALA:HB3	1.77	0.66
2:K:190:VAL:HB	2:K:376:VAL:HB	1.77	0.66
2:N:417:VAL:HA	2:N:420:ILE:CD1	2.25	0.66
2:N:417:VAL:HA	2:N:420:ILE:CG1	2.25	0.66
1:Q:67:PHE:HB3	1:Q:91:ILE:HD12	1.77	0.66

*Continued on next page...*

*Continued from previous page...*

Atom-1	Atom-2	Interatomic distance (Å)	Clash overlap (Å)
1:Q:88:GLU:HA	1:Q:91:ILE:HG22	1.75	0.66
1:R:37:ARG:HG2	1:R:66:ILE:HG12	1.76	0.66
1:S:65:VAL:HG12	1:S:94:ILE:HG22	1.77	0.66
1:X:37:ARG:HG2	1:X:66:ILE:HG12	1.77	0.66
2:L:194:GLN:HB2	2:L:331:THR:HG23	1.78	0.66
2:M:40:LEU:O	2:M:47:PRO:HA	1.96	0.66
2:F:15:LYS:HD3	2:F:18:ARG:HD3	1.76	0.66
2:G:393:LYS:HA	2:G:396:VAL:HG22	1.77	0.66
2:N:39:VAL:HG22	2:N:49:ILE:HG12	1.78	0.66
1:O:71:TYR:O	1:O:74:LYS:NZ	2.27	0.66
1:R:13:LYS:NZ	1:R:14:ARG:O	2.25	0.66
2:C:227:ILE:HD12	2:C:230:ILE:HD13	1.78	0.66
2:D:18:ARG:NH2	2:D:21:ASN:OD1	2.28	0.66
2:J:206:ASN:HD22	2:J:214:GLU:H	1.44	0.66
2:B:40:LEU:HD21	2:B:56:VAL:HG12	1.78	0.66
2:B:250:ILE:HG12	2:B:276:VAL:HB	1.78	0.66
2:B:265:ASN:O	2:B:269:GLY:N	2.25	0.66
2:N:417:VAL:O	2:N:420:ILE:HG12	1.96	0.66
1:O:78:ILE:HD12	1:U:66:ILE:HD13	1.77	0.66
2:C:388:GLU:HG2	2:C:392:LYS:NZ	2.10	0.66
2:E:322:ARG:NH1	2:E:323:VAL:O	2.29	0.66
2:I:165:ALA:HB2	2:I:187:LEU:HD21	1.78	0.66
2:K:338:GLU:HG3	2:K:340:ALA:H	1.59	0.66
2:L:33:PRO:HG3	2:L:481:ALA:HA	1.76	0.66
2:D:339:GLU:OE2	2:D:343:GLN:NE2	2.26	0.66
2:G:477:GLY:O	2:G:485:TYR:HA	1.96	0.66
2:K:34:LYS:HD2	2:K:458:CYS:HA	1.77	0.66
2:M:65:LYS:NZ	2:M:523:ASP:O	2.26	0.66
2:N:169:VAL:HB	2:N:173:GLY:HA3	1.76	0.66
1:P:65:VAL:HG12	1:P:94:ILE:HG22	1.78	0.66
1:W:9:ARG:HA	1:W:87:SER:HA	1.78	0.66
1:2:65:VAL:HG12	1:2:94:ILE:HG22	1.77	0.65
2:H:130:GLU:HG3	2:H:426:LEU:HD21	1.78	0.65
1:O:9:ARG:NH1	1:U:91:ILE:O	2.29	0.65
2:A:429:LEU:HG	2:A:440:ILE:HD13	1.76	0.65
2:C:325:ILE:HG12	2:C:330:THR:HG23	1.78	0.65
2:L:268:ARG:HD3	2:L:270:ILE:HD11	1.77	0.65
1:O:15:LYS:HD2	1:O:15:LYS:O	1.95	0.65
2:A:311:LYS:NZ	2:A:312:ALA:O	2.29	0.65
2:D:177:VAL:HG23	2:D:378:VAL:HG13	1.77	0.65
2:D:223:ALA:HB3	2:D:251:ALA:HA	1.79	0.65

*Continued on next page...*

*Continued from previous page...*

Atom-1	Atom-2	Interatomic distance (Å)	Clash overlap (Å)
2:J:488:MET:O	2:J:492:GLY:N	2.30	0.65
1:Q:4:ARG:NH1	1:Q:5:PRO:O	2.30	0.65
1:V:9:ARG:HB3	1:V:85:ILE:HD11	1.77	0.65
1:2:40:VAL:CG1	1:2:61:VAL:HG22	2.25	0.65
2:A:294:THR:HG21	2:A:345:ARG:HG3	1.79	0.65
2:L:432:GLN:OE1	2:L:436:GLN:NE2	2.30	0.65
1:R:8:ASP:HB2	1:R:88:GLU:HB3	1.78	0.65
2:A:120:ILE:HG22	2:A:443:ALA:HB2	1.77	0.65
2:A:153:ASN:HB3	2:A:395:ARG:HH11	1.62	0.65
2:G:2:ALA:N	2:G:524:LEU:O	2.30	0.65
2:G:205:ILE:HA	2:G:211:GLY:HA2	1.79	0.65
2:N:57:ALA:HA	2:N:60:ILE:HD12	1.78	0.65
2:A:226:LYS:HB2	2:A:253:ASP:HB3	1.77	0.65
2:H:280:GLY:H	2:H:285:ARG:HD3	1.61	0.65
2:J:215:LEU:HD21	2:J:272:LYS:HG2	1.78	0.65
2:L:4:LYS:HE2	2:M:61:GLU:H	1.61	0.65
2:L:479:ASN:O	2:L:483:GLU:CA	2.44	0.65
2:M:326:ASN:HD21	2:M:329:THR:HB	1.62	0.65
2:B:226:LYS:HE3	2:B:253:ASP:HB3	1.76	0.65
2:C:77:VAL:HG23	2:C:506:TYR:HB3	1.77	0.65
2:C:397:GLU:O	2:C:401:HIS:CD2	2.49	0.65
2:D:28:LYS:HA	2:D:90:THR:HG21	1.79	0.65
2:G:190:VAL:HB	2:G:376:VAL:HB	1.77	0.65
2:K:3:ALA:HA	2:L:63:GLU:HB2	1.78	0.65
2:A:197:ARG:NE	2:A:278:ALA:O	2.30	0.65
2:D:338:GLU:HG3	2:D:341:ALA:H	1.60	0.65
2:H:215:LEU:HD13	2:H:246:PRO:HB2	1.78	0.65
2:J:101:THR:O	2:J:104:LEU:HG	1.97	0.65
2:B:475:ASN:HA	2:B:488:MET:HG2	1.79	0.65
2:G:197:ARG:HD2	2:G:277:LYS:HB2	1.78	0.65
2:H:510:VAL:HA	2:H:513:LEU:HG	1.79	0.65
2:J:479:ASN:HD22	2:J:491:MET:HB2	1.62	0.65
2:N:65:LYS:NZ	2:N:523:ASP:O	2.30	0.65
1:O:37:ARG:HA	1:O:65:VAL:O	1.97	0.65
1:O:74:LYS:HE2	1:U:68:ASN:HD21	1.61	0.65
2:A:48:THR:HG23	2:A:387:VAL:HG12	1.79	0.64
2:B:421:ARG:HE	2:B:473:ASP:HA	1.61	0.64
2:E:239:ALA:HB1	2:E:314:LEU:HB3	1.79	0.64
2:L:2:ALA:N	2:M:61:GLU:O	2.30	0.64
2:A:94:VAL:HG22	2:A:449:ALA:HB1	1.79	0.64
2:C:453:GLN:NE2	2:C:457:ASN:OD1	2.29	0.64

*Continued on next page...*

*Continued from previous page...*

Atom-1	Atom-2	Interatomic distance (Å)	Clash overlap (Å)
2:H:132:LYS:HG2	2:H:501:ARG:HH21	1.63	0.64
2:K:18:ARG:NH1	2:K:67:GLU:OE2	2.30	0.64
2:C:383:ALA:HB2	2:C:392:LYS:NZ	2.12	0.64
2:G:39:VAL:HG22	2:G:49:ILE:HG12	1.79	0.64
2:H:262:LEU:HD11	2:H:273:VAL:HB	1.78	0.64
2:N:117:LYS:HG3	2:N:515:ILE:HD11	1.77	0.64
1:Q:20:LYS:HB2	1:Q:27:LEU:HD12	1.77	0.64
1:V:91:ILE:O	1:W:9:ARG:NH2	2.30	0.64
2:D:28:LYS:NZ	2:D:93:THR:HG22	2.12	0.64
2:D:414:GLY:HA3	2:D:493:ILE:HG22	1.79	0.64
2:C:193:MET:O	2:C:331:THR:HA	1.98	0.64
2:C:279:PRO:HD2	2:C:288:MET:HE3	1.79	0.64
2:G:69:MET:HA	2:G:72:GLN:HG3	1.78	0.64
2:K:208:PRO:HB2	2:K:213:VAL:HA	1.79	0.64
2:L:352:GLN:NE2	2:M:327:LYS:HD3	2.13	0.64
2:M:348:GLN:OE1	2:M:352:GLN:NE2	2.30	0.64
2:A:49:ILE:HD12	2:G:513:LEU:HB2	1.80	0.64
2:H:185:ASP:HA	2:H:380:LYS:O	1.98	0.64
2:K:193:MET:HA	2:K:371:LYS:HD2	1.80	0.64
1:S:15:LYS:HD3	1:S:37:ARG:HB3	1.79	0.64
2:E:29:VAL:O	2:E:36:ARG:N	2.22	0.64
2:J:68:ASN:O	2:J:72:GLN:NE2	2.31	0.64
1:W:10:VAL:HG12	1:W:44:GLY:H	1.63	0.64
1:2:9:ARG:HB3	1:2:85:ILE:HD11	1.78	0.64
2:B:194:GLN:O	2:B:371:LYS:NZ	2.29	0.64
2:E:421:ARG:NH1	2:E:472:GLY:O	2.26	0.64
2:H:479:ASN:O	2:H:483:GLU:HA	1.98	0.64
2:N:489:ILE:HD12	2:N:494:LEU:HG	1.80	0.64
1:S:67:PHE:HB3	1:S:91:ILE:HD12	1.79	0.64
2:A:348:GLN:OE1	2:A:352:GLN:NE2	2.31	0.63
2:C:231:ARG:NH1	2:C:231:ARG:O	2.31	0.63
2:E:31:LEU:HD13	2:E:457:ASN:HD22	1.63	0.63
1:U:4:ARG:NH1	1:U:5:PRO:O	2.31	0.63
1:V:47:ARG:NH1	1:V:48:ILE:O	2.30	0.63
1:X:10:VAL:HG12	1:X:44:GLY:H	1.63	0.63
2:D:28:LYS:HA	2:D:90:THR:CG2	2.27	0.63
2:E:326:ASN:ND2	2:E:329:THR:O	2.30	0.63
2:H:229:ASN:OD1	2:H:230:ILE:N	2.32	0.63
2:H:231:ARG:HG2	2:H:255:GLU:OE1	1.98	0.63
2:H:516:THR:HB	2:I:37:ASN:H	1.63	0.63
2:K:4:LYS:HG3	2:L:62:LEU:HA	1.79	0.63

*Continued on next page...*



*Continued from previous page...*

Atom-1	Atom-2	Interatomic distance (Å)	Clash overlap (Å)
2:M:479:ASN:O	2:M:483:GLU:HA	1.97	0.63
2:J:353:ILE:HA	2:J:365:LEU:HD22	1.80	0.63
2:K:137:PRO:HA	2:K:410:GLY:HA3	1.81	0.63
2:A:421:ARG:NH2	2:A:472:GLY:O	2.31	0.63
2:K:40:LEU:HD21	2:K:56:VAL:HG22	1.80	0.63
1:O:95:VAL:HG13	1:P:3:ILE:HG22	1.80	0.63
2:H:491:MET:HG3	2:H:493:ILE:HG13	1.79	0.63
2:M:196:ASP:HA	2:M:329:THR:HA	1.79	0.63
2:E:463:SER:HB2	2:K:463:SER:HB2	1.80	0.63
2:E:479:ASN:O	2:E:483:GLU:N	2.32	0.63
2:F:40:LEU:HD21	2:F:56:VAL:HG22	1.80	0.63
2:G:27:VAL:HG11	2:G:93:THR:HG21	1.80	0.63
2:G:479:ASN:O	2:G:483:GLU:N	2.31	0.63
2:H:278:ALA:HB1	2:H:285:ARG:HD2	1.81	0.63
1:Z:2:ASN:HA	1:Z:4:ARG:HH12	1.62	0.63
2:C:14:VAL:HG12	2:C:18:ARG:HH21	1.63	0.63
2:C:261:THR:O	2:C:265:ASN:ND2	2.31	0.63
2:K:347:ALA:O	2:K:351:GLN:NE2	2.28	0.63
2:A:352:GLN:OE1	2:A:368:ARG:NH2	2.32	0.63
2:E:168:LYS:HE2	2:E:189:VAL:HG11	1.80	0.63
2:J:264:VAL:CG1	1:X:27:LEU:CD2	2.72	0.63
2:K:220:ILE:HB	2:K:318:GLY:HA3	1.81	0.63
2:N:113:PRO:HB3	2:N:515:ILE:HD12	1.79	0.63
2:B:6:VAL:HG12	2:B:521:VAL:HG22	1.78	0.63
2:C:350:ARG:HD3	2:C:353:ILE:HD12	1.80	0.63
2:D:305:ILE:HG22	2:D:306:GLY:H	1.62	0.63
2:J:40:LEU:HD21	2:J:56:VAL:HG22	1.79	0.63
1:Q:50:GLU:CD	1:Q:51:ASN:H	2.01	0.63
2:B:246:PRO:HA	2:B:272:LYS:HB2	1.81	0.62
2:C:238:GLU:OE1	2:C:242:LYS:NZ	2.30	0.62
2:D:216:GLU:HG2	2:D:322:ARG:HG3	1.80	0.62
2:H:29:VAL:HG23	2:H:30:THR:HG23	1.80	0.62
2:N:247:LEU:HD21	2:N:273:VAL:HG22	1.81	0.62
1:U:4:ARG:HH12	1:U:44:GLY:HA2	1.63	0.62
1:2:13:LYS:HB2	1:2:41:LEU:HD11	1.81	0.62
2:A:386:GLU:HG2	2:A:390:LYS:HE2	1.80	0.62
2:D:416:GLY:HA2	2:D:419:LEU:HD23	1.80	0.62
2:N:60:ILE:HB	2:N:75:LYS:HZ3	1.64	0.62
1:R:15:LYS:NZ	1:R:64:ILE:HG23	2.14	0.62
1:2:40:VAL:CG1	1:2:61:VAL:CG2	2.77	0.62
2:D:301:ILE:HD11	2:D:317:LEU:HA	1.81	0.62

*Continued on next page...*

*Continued from previous page...*

Atom-1	Atom-2	Interatomic distance (Å)	Clash overlap (Å)
2:D:322:ARG:HD2	2:D:333:ILE:HD12	1.81	0.62
2:E:513:LEU:HD21	2:F:388:GLU:HB3	1.80	0.62
1:Z:14:ARG:HH21	1:Z:34:LYS:HD2	1.63	0.62
2:A:240:VAL:HG11	2:A:247:LEU:HD23	1.82	0.62
2:B:227:ILE:HG21	2:B:258:ALA:HB2	1.82	0.62
2:C:262:LEU:HD11	2:C:273:VAL:HB	1.82	0.62
2:D:221:LEU:HA	2:D:301:ILE:HD12	1.81	0.62
2:E:184:GLN:HG2	2:E:185:ASP:H	1.64	0.62
2:F:370:ALA:O	2:F:374:GLY:N	2.32	0.62
2:H:62:LEU:HG	2:N:4:LYS:HB2	1.80	0.62
2:H:177:VAL:HA	2:H:379:ILE:HB	1.81	0.62
2:I:7:LYS:NZ	2:I:522:THR:HG22	2.15	0.62
2:I:197:ARG:HD2	2:I:277:LYS:HB2	1.81	0.62
2:K:65:LYS:NZ	2:K:523:ASP:O	2.27	0.62
1:Q:17:VAL:O	1:Q:18:GLU:HG3	1.99	0.62
2:G:391:GLU:OE1	2:G:395:ARG:NH2	2.33	0.62
2:I:225:LYS:NZ	2:I:226:LYS:O	2.31	0.62
1:S:14:ARG:HB3	1:S:35:SER:HB3	1.82	0.62
1:S:45:ASN:OD1	1:S:46:GLY:N	2.33	0.62
1:V:46:GLY:HA3	1:V:54:VAL:HB	1.81	0.62
2:A:441:LYS:HB3	2:A:445:ARG:HH12	1.65	0.62
2:B:370:ALA:O	2:B:374:GLY:N	2.32	0.62
2:D:397:GLU:O	2:D:401:HIS:ND1	2.29	0.62
2:E:225:LYS:HG3	2:E:226:LYS:H	1.64	0.62
2:K:262:LEU:HD11	2:K:273:VAL:HG21	1.81	0.62
2:F:216:GLU:HG3	2:F:322:ARG:HG3	1.81	0.62
2:G:281:PHE:H	2:G:284:ARG:NH1	1.97	0.62
2:J:403:THR:OG1	2:J:404:ARG:NH1	2.33	0.62
2:M:54:VAL:HG11	2:M:82:ASN:HB2	1.81	0.62
1:P:60:LYS:CD	1:P:61:VAL:H	2.06	0.62
2:H:17:LEU:O	2:H:21:ASN:ND2	2.25	0.62
2:M:488:MET:HA	2:M:491:MET:HG2	1.82	0.62
2:D:427:ALA:O	2:D:441:LYS:NZ	2.27	0.62
2:E:217:SER:N	2:E:321:LYS:O	2.31	0.62
1:O:15:LYS:HB3	1:O:39:GLU:OE2	1.99	0.62
1:Z:45:ASN:OD1	1:Z:46:GLY:N	2.33	0.62
2:A:223:ALA:HB3	2:A:251:ALA:HA	1.80	0.62
2:C:29:VAL:O	2:C:36:ARG:N	2.27	0.62
2:E:161:LEU:HD11	2:E:187:LEU:HB2	1.82	0.62
2:N:77:VAL:HG11	2:N:510:VAL:HG11	1.80	0.62
2:D:226:LYS:NZ	2:D:254:VAL:O	2.32	0.61

*Continued on next page...*

*Continued from previous page...*

Atom-1	Atom-2	Interatomic distance (Å)	Clash overlap (Å)
2:H:59:GLU:OE1	2:H:59:GLU:N	2.32	0.61
2:H:117:LYS:HB2	2:H:515:ILE:HD13	1.81	0.61
2:M:119:GLY:HA3	2:M:436:GLN:HB2	1.81	0.61
2:N:41:ASP:HA	2:N:47:PRO:HB3	1.82	0.61
1:R:60:LYS:HG2	1:R:61:VAL:H	1.65	0.61
1:T:28:THR:HG22	1:T:30:SER:H	1.63	0.61
2:K:77:VAL:HB	2:K:510:VAL:HG11	1.82	0.61
2:F:164:GLU:HB3	2:F:168:LYS:HZ1	1.64	0.61
2:G:291:ASP:OD1	2:G:292:ILE:N	2.33	0.61
2:I:65:LYS:NZ	2:I:523:ASP:O	2.31	0.61
2:I:214:GLU:HB3	2:I:322:ARG:HH22	1.65	0.61
1:W:73:VAL:HB	1:W:86:MET:HG3	1.81	0.61
2:E:42:LYS:HD3	2:E:47:PRO:HA	1.82	0.61
2:L:350:ARG:CB	2:L:353:ILE:HD12	2.29	0.61
1:R:40:VAL:O	1:R:62:GLY:N	2.21	0.61
2:C:214:GLU:HG3	2:C:324:VAL:HG22	1.82	0.61
2:E:162:ILE:HG21	2:E:403:THR:HG21	1.82	0.61
2:H:270:ILE:HG22	2:H:271:VAL:HG13	1.81	0.61
2:N:417:VAL:CA	2:N:420:ILE:HG12	2.31	0.61
1:P:7:HIS:HA	1:P:47:ARG:HA	1.81	0.61
2:G:2:ALA:HB3	2:G:524:LEU:HB2	1.83	0.61
2:H:291:ASP:HB3	2:H:372:LEU:HD21	1.82	0.61
2:K:6:VAL:HG12	2:K:521:VAL:HG22	1.82	0.61
2:K:179:ASP:O	2:K:380:LYS:NZ	2.30	0.61
2:M:349:ILE:HG23	2:M:365:LEU:HD22	1.83	0.61
1:P:11:ILE:HD12	1:P:42:ALA:HB3	1.83	0.61
1:Z:68:ASN:HB2	1:Z:92:LEU:HD21	1.82	0.61
1:I:13:LYS:NZ	1:I:16:GLU:OE2	2.28	0.61
2:K:6:VAL:HA	2:K:520:MET:O	2.00	0.61
2:L:94:VAL:HG13	2:L:449:ALA:HB1	1.83	0.61
2:M:122:LYS:HE3	2:M:429:LEU:HD11	1.82	0.61
2:M:199:TYR:HB2	2:M:204:PHE:HD2	1.64	0.61
2:F:400:LEU:O	2:F:404:ARG:HG2	2.00	0.61
2:H:175:ILE:HA	2:H:377:ALA:HB3	1.82	0.61
2:K:24:ALA:O	2:K:28:LYS:HG2	2.00	0.61
2:K:326:ASN:HD21	2:K:329:THR:HB	1.66	0.61
1:T:7:HIS:O	1:T:9:ARG:NH1	2.34	0.61
2:C:239:ALA:HA	2:C:242:LYS:HZ2	1.65	0.61
2:D:28:LYS:CD	2:D:90:THR:HG23	2.31	0.61
2:F:249:ILE:N	2:F:274:ALA:O	2.32	0.61
2:G:246:PRO:HA	2:G:272:LYS:HG3	1.83	0.61

*Continued on next page...*

*Continued from previous page...*

Atom-1	Atom-2	Interatomic distance (Å)	Clash overlap (Å)
2:G:320:ALA:HA	2:G:335:GLY:HA2	1.82	0.61
2:B:429:LEU:O	2:B:430:ARG:NH1	2.31	0.60
2:F:117:LYS:HG3	2:F:512:GLY:HA3	1.82	0.60
2:F:477:GLY:HA3	2:F:488:MET:HB2	1.83	0.60
2:E:206:ASN:HB2	2:E:213:VAL:HG22	1.82	0.60
2:K:36:ARG:HG3	2:K:37:ASN:H	1.66	0.60
2:L:411:VAL:HG12	2:L:496:PRO:HA	1.83	0.60
2:M:308:GLU:HG3	2:M:310:GLU:H	1.66	0.60
1:T:13:LYS:HE2	1:T:39:GLU:HB2	1.82	0.60
2:B:220:ILE:N	2:B:318:GLY:O	2.30	0.60
2:I:320:ALA:HA	2:I:335:GLY:HA2	1.84	0.60
2:N:354:GLU:HA	2:N:362:ARG:HH21	1.66	0.60
1:U:66:ILE:O	1:U:92:LEU:N	2.34	0.60
1:X:88:GLU:OE2	1:Y:7:HIS:NE2	2.34	0.60
1:Z:6:LEU:HD12	1:Z:7:HIS:HB2	1.83	0.60
2:F:326:ASN:ND2	2:F:329:THR:O	2.34	0.60
2:H:206:ASN:HB3	2:H:208:PRO:HD2	1.84	0.60
2:K:186:GLU:HG3	2:K:380:LYS:HB3	1.84	0.60
2:M:186:GLU:O	2:M:379:ILE:HA	2.02	0.60
1:Q:93:ALA:HA	1:R:4:ARG:O	2.02	0.60
2:B:166:MET:HA	2:B:169:VAL:HG22	1.82	0.60
2:B:216:GLU:OE1	2:B:322:ARG:NE	2.33	0.60
2:F:237:LEU:O	2:F:241:ALA:N	2.32	0.60
1:P:11:ILE:HG12	1:P:85:ILE:HD12	1.83	0.60
1:U:11:ILE:HG23	1:U:41:LEU:HB2	1.83	0.60
2:A:128:VAL:HG13	2:A:501:ARG:HD3	1.83	0.60
2:A:215:LEU:HD13	2:A:246:PRO:HB2	1.83	0.60
2:B:195:PHE:HE1	2:B:371:LYS:HD3	1.67	0.60
2:E:220:ILE:HA	2:E:249:ILE:HA	1.83	0.60
2:E:419:LEU:HB2	2:E:451:LEU:HD11	1.84	0.60
2:G:441:LYS:HB2	2:G:445:ARG:NH1	2.17	0.60
2:J:186:GLU:HB3	2:J:380:LYS:HB2	1.84	0.60
1:W:65:VAL:HB	1:W:91:ILE:HD11	1.84	0.60
2:D:190:VAL:HB	2:D:376:VAL:HB	1.84	0.60
2:F:197:ARG:HD2	2:F:277:LYS:HG3	1.84	0.60
2:H:113:PRO:HB3	2:H:515:ILE:HB	1.84	0.60
2:K:280:GLY:HA3	2:K:284:ARG:HD2	1.84	0.60
2:M:302:SER:N	2:M:307:MET:SD	2.70	0.60
1:R:73:VAL:HA	1:R:85:ILE:O	2.02	0.60
2:A:3:ALA:HB1	2:A:524:LEU:HB2	1.83	0.60
2:E:308:GLU:HB3	2:E:311:LYS:HB3	1.84	0.60

*Continued on next page...*

*Continued from previous page...*

Atom-1	Atom-2	Interatomic distance (Å)	Clash overlap (Å)
2:E:397:GLU:O	2:E:401:HIS:ND1	2.34	0.60
2:F:475:ASN:O	2:F:488:MET:N	2.35	0.60
2:K:265:ASN:HD21	1:Y:26:VAL:HG23	1.64	0.60
2:K:323:VAL:HG12	2:K:332:ILE:HA	1.83	0.60
2:K:345:ARG:O	2:K:368:ARG:NH1	2.35	0.60
2:K:117:LYS:HB2	2:K:515:ILE:HD11	1.83	0.60
1:Q:37:ARG:NH2	1:Q:64:ILE:HG12	2.17	0.60
1:W:25:ILE:HG23	1:W:25:ILE:O	2.02	0.60
2:B:227:ILE:HB	2:B:255:GLU:HG2	1.84	0.60
2:D:117:LYS:NZ	2:D:509:SER:O	2.34	0.60
2:E:113:PRO:HG2	2:F:36:ARG:HG2	1.84	0.60
2:E:429:LEU:O	2:E:441:LYS:NZ	2.35	0.60
2:F:266:THR:HG22	2:F:272:LYS:HA	1.84	0.60
2:G:4:LYS:HA	2:G:522:THR:O	2.02	0.60
2:G:369:VAL:HA	2:G:372:LEU:HD12	1.84	0.60
2:J:28:LYS:HD2	2:J:94:VAL:HB	1.84	0.60
2:J:177:VAL:HG13	2:J:393:LYS:HZ2	1.67	0.60
2:L:386:GLU:HG2	2:L:390:LYS:HE2	1.83	0.60
2:A:118:ARG:NH2	2:A:121:ASP:OD2	2.35	0.59
2:F:194:GLN:HB2	2:F:331:THR:HG23	1.83	0.59
2:F:197:ARG:NE	2:F:279:PRO:HA	2.17	0.59
2:G:209:GLU:HG2	2:G:210:THR:H	1.66	0.59
2:I:194:GLN:NE2	2:I:331:THR:OG1	2.34	0.59
2:N:417:VAL:CG2	2:N:420:ILE:HD11	2.22	0.59
2:G:220:ILE:HA	2:G:248:LEU:HB3	1.84	0.59
2:L:54:VAL:HG21	2:L:82:ASN:HB2	1.83	0.59
2:M:479:ASN:O	2:M:483:GLU:CA	2.50	0.59
2:A:218:PRO:HG3	2:A:323:VAL:HG13	1.84	0.59
2:A:441:LYS:HB3	2:A:445:ARG:NH1	2.17	0.59
2:D:326:ASN:HD21	2:D:329:THR:HB	1.68	0.59
2:E:173:GLY:HA3	2:E:375:GLY:H	1.66	0.59
2:F:145:ALA:HB2	2:F:163:ALA:HB2	1.83	0.59
2:G:28:LYS:HE3	2:G:94:VAL:HA	1.85	0.59
2:H:422:VAL:HG23	2:H:425:LYS:HE2	1.85	0.59
2:J:6:VAL:HG12	2:J:521:VAL:HG12	1.83	0.59
2:J:169:VAL:HG11	2:J:377:ALA:HB2	1.83	0.59
2:L:361:ASP:OD1	2:L:364:LYS:NZ	2.30	0.59
2:N:188:ASP:HB2	2:N:378:VAL:HB	1.84	0.59
2:N:199:TYR:HB2	2:N:204:PHE:HD2	1.67	0.59
2:A:252:GLU:OE2	2:A:285:ARG:NH1	2.35	0.59
2:B:10:ASN:HA	2:B:13:ARG:HB2	1.83	0.59

*Continued on next page...*

*Continued from previous page...*

Atom-1	Atom-2	Interatomic distance (Å)	Clash overlap (Å)
2:B:222:LEU:HD23	2:B:250:ILE:HB	1.84	0.59
2:C:27:VAL:HG12	2:C:90:THR:HG23	1.84	0.59
2:C:240:VAL:HG11	2:C:247:LEU:HB3	1.84	0.59
2:G:121:ASP:OD1	2:G:122:LYS:N	2.35	0.59
2:G:293:ALA:O	2:G:298:GLY:N	2.34	0.59
2:N:299:THR:OG1	2:N:315:GLU:OE2	2.20	0.59
2:N:429:LEU:O	2:N:430:ARG:NH1	2.30	0.59
2:D:10:ASN:HA	2:D:13:ARG:HB2	1.84	0.59
2:D:65:LYS:NZ	2:D:523:ASP:O	2.34	0.59
2:E:386:GLU:HA	2:E:389:MET:HG2	1.84	0.59
2:F:361:ASP:OD1	2:F:364:LYS:NZ	2.25	0.59
2:I:258:ALA:HA	2:I:261:THR:CG2	2.33	0.59
2:J:231:ARG:NH2	2:J:257:GLU:OE2	2.35	0.59
2:M:77:VAL:HB	2:M:510:VAL:HG11	1.84	0.59
2:M:87:ASP:OD1	2:M:88:GLY:N	2.35	0.59
1:R:10:VAL:HG12	1:R:43:VAL:HA	1.84	0.59
2:A:77:VAL:HB	2:A:510:VAL:HG11	1.84	0.59
2:M:414:GLY:HA3	2:M:493:ILE:HG22	1.84	0.59
1:Y:34:LYS:NZ	1:Y:35:SER:O	2.35	0.59
2:A:218:PRO:HG2	2:A:320:ALA:HB3	1.83	0.59
2:D:66:PHE:HE1	2:D:522:THR:HG21	1.68	0.59
2:E:40:LEU:HD13	2:E:50:THR:HG22	1.85	0.59
2:E:62:LEU:O	2:E:68:ASN:ND2	2.27	0.59
2:I:414:GLY:HA3	2:I:493:ILE:HG22	1.82	0.59
2:J:31:LEU:HB2	2:J:90:THR:HG21	1.85	0.59
2:D:411:VAL:HG21	2:D:494:LEU:HD13	1.84	0.59
2:E:269:GLY:O	2:E:272:LYS:NZ	2.33	0.59
2:E:345:ARG:O	2:E:348:GLN:HG3	2.02	0.59
2:F:27:VAL:HG12	2:F:90:THR:HG23	1.85	0.59
2:G:149:THR:O	2:G:154:SER:N	2.35	0.59
2:I:411:VAL:HB	2:I:494:LEU:HB3	1.83	0.59
1:Z:15:LYS:HE2	1:Z:37:ARG:HD3	1.84	0.59
1:2:57:LEU:HD13	1:2:88:GLU:HG3	1.85	0.59
2:F:353:ILE:O	2:F:362:ARG:NE	2.36	0.59
2:J:111:MET:HE2	2:J:435:ASP:OD1	2.03	0.59
2:M:434:GLU:HA	2:M:437:ASN:HB2	1.85	0.59
1:P:49:LEU:HD21	1:P:55:LYS:HZ2	1.68	0.59
1:V:13:LYS:HB2	1:V:41:LEU:HD11	1.84	0.59
2:A:249:ILE:HG22	2:A:251:ALA:H	1.68	0.59
2:J:15:LYS:O	2:J:18:ARG:HG2	2.02	0.59
2:K:413:ALA:HA	2:K:494:LEU:HD23	1.84	0.59

*Continued on next page...*

*Continued from previous page...*

Atom-1	Atom-2	Interatomic distance (Å)	Clash overlap (Å)
2:L:479:ASN:O	2:L:483:GLU:N	2.36	0.59
2:N:236:VAL:HG22	2:N:312:ALA:HB2	1.83	0.59
2:C:218:PRO:HG2	2:C:320:ALA:HB3	1.85	0.58
2:D:41:ASP:HA	2:D:47:PRO:HB3	1.85	0.58
2:G:254:VAL:H	2:G:277:LYS:NZ	2.01	0.58
2:J:4:LYS:HA	2:J:522:THR:O	2.03	0.58
2:M:197:ARG:NH2	2:M:278:ALA:O	2.36	0.58
2:D:360:TYR:HA	2:D:363:GLU:HG2	1.85	0.58
2:F:7:LYS:HD2	2:F:66:PHE:CZ	2.38	0.58
2:G:14:VAL:HG12	2:G:18:ARG:HH22	1.67	0.58
2:G:101:THR:O	2:G:104:LEU:HG	2.03	0.58
2:H:222:LEU:HG	2:H:250:ILE:HD12	1.86	0.58
2:H:409:GLU:OE2	2:H:501:ARG:NH1	2.36	0.58
1:S:12:VAL:HG22	1:S:40:VAL:HA	1.85	0.58
2:B:220:ILE:HA	2:B:248:LEU:HB3	1.85	0.58
2:D:175:ILE:HG13	2:D:377:ALA:HB3	1.84	0.58
2:H:228:SER:O	2:H:255:GLU:HB2	2.02	0.58
2:J:266:THR:CG2	2:J:273:VAL:H	2.15	0.58
2:M:280:GLY:O	2:M:285:ARG:NH2	2.36	0.58
2:N:383:ALA:HB3	2:N:389:MET:HB3	1.85	0.58
2:I:77:VAL:HG23	2:I:506:TYR:HB3	1.86	0.58
2:N:223:ALA:HB3	2:N:251:ALA:HB2	1.84	0.58
2:N:489:ILE:HG23	2:N:494:LEU:HD11	1.85	0.58
1:S:14:ARG:HH21	1:S:84:LEU:HD23	1.68	0.58
2:A:417:VAL:HG11	2:A:488:MET:HE3	1.85	0.58
2:B:487:ASN:OD1	2:B:489:ILE:N	2.35	0.58
2:C:479:ASN:O	2:C:483:GLU:N	2.36	0.58
2:D:28:LYS:HD3	2:D:90:THR:HG23	1.85	0.58
2:E:294:THR:HG21	2:E:345:ARG:HD3	1.85	0.58
2:F:243:ALA:O	2:F:245:LYS:NZ	2.36	0.58
2:G:10:ASN:HA	2:G:13:ARG:HB2	1.85	0.58
2:H:431:GLY:N	2:H:437:ASN:OD1	2.36	0.58
2:I:219:PHE:HB3	2:I:317:LEU:HB3	1.85	0.58
2:J:95:LEU:HD11	2:J:507:ALA:HB1	1.85	0.58
2:L:345:ARG:O	2:L:348:GLN:HG3	2.04	0.58
2:N:421:ARG:NH1	2:N:469:VAL:O	2.36	0.58
1:Q:8:ASP:OD1	1:Q:9:ARG:NH1	2.36	0.58
1:Z:5:PRO:HG3	1:Z:11:ILE:HG12	1.84	0.58
2:B:423:ALA:HB2	2:B:447:MET:HE3	1.84	0.58
2:C:305:ILE:HG22	2:C:306:GLY:N	2.19	0.58
2:L:349:ILE:C	2:L:353:ILE:CG1	2.70	0.58

*Continued on next page...*

*Continued from previous page...*

Atom-1	Atom-2	Interatomic distance (Å)	Clash overlap (Å)
1:R:9:ARG:HA	1:R:87:SER:HA	1.84	0.58
1:U:17:VAL:HG13	1:U:18:GLU:HG2	1.86	0.58
2:F:350:ARG:HD3	2:F:353:ILE:HD12	1.85	0.58
2:I:429:LEU:O	2:I:430:ARG:NH1	2.30	0.58
2:L:197:ARG:H	2:L:329:THR:HA	1.67	0.58
2:N:197:ARG:HB2	2:N:279:PRO:HG3	1.84	0.58
1:Q:16:GLU:OE1	1:Q:35:SER:HA	2.04	0.58
1:W:26:VAL:HG12	1:W:28:THR:H	1.68	0.58
1:W:55:LYS:HD2	1:W:56:PRO:HD2	1.85	0.58
1:1:68:ASN:HB3	1:1:92:LEU:HD11	1.86	0.58
2:E:289:LEU:HD23	2:E:292:ILE:HD12	1.84	0.58
2:K:295:LEU:HD12	2:K:372:LEU:HD23	1.84	0.58
2:M:222:LEU:HD11	2:M:289:LEU:HB3	1.84	0.58
1:Y:65:VAL:HG12	1:Y:94:ILE:HG22	1.84	0.58
1:Z:6:LEU:HD12	1:Z:6:LEU:C	2.23	0.58
2:B:416:GLY:HA3	2:B:451:LEU:HD21	1.84	0.58
2:C:279:PRO:HD2	2:C:288:MET:CE	2.34	0.58
2:H:37:ASN:HB3	2:H:49:ILE:HD11	1.86	0.58
2:I:62:LEU:HG	2:I:67:GLU:HB3	1.86	0.58
2:I:214:GLU:HG3	2:I:324:VAL:HA	1.86	0.58
2:K:479:ASN:O	2:K:483:GLU:HA	2.04	0.58
2:N:68:ASN:O	2:N:72:GLN:HG2	2.03	0.58
1:P:68:ASN:HB3	1:P:92:LEU:HD11	1.86	0.58
2:B:197:ARG:NH1	2:B:198:GLY:O	2.37	0.58
2:D:326:ASN:ND2	2:D:329:THR:O	2.36	0.58
2:F:199:TYR:CD2	2:F:204:PHE:HB2	2.39	0.58
2:G:353:ILE:HD11	2:G:369:VAL:HG21	1.86	0.58
2:I:80:LYS:HD2	2:I:506:TYR:CE2	2.38	0.58
2:N:175:ILE:HA	2:N:377:ALA:HB3	1.84	0.58
1:T:4:ARG:NH2	1:T:43:VAL:O	2.36	0.58
1:1:5:PRO:HD3	1:1:42:ALA:HB1	1.86	0.57
1:1:14:ARG:HH12	1:1:83:VAL:HA	1.69	0.57
2:H:196:ASP:HA	2:H:329:THR:HA	1.86	0.57
2:L:4:LYS:HE2	2:M:60:ILE:HA	1.85	0.57
2:L:199:TYR:HB2	2:L:204:PHE:CD2	2.34	0.57
1:X:46:GLY:HA3	1:X:54:VAL:HG13	1.86	0.57
1:X:73:VAL:HA	1:X:85:ILE:O	2.04	0.57
2:D:194:GLN:HE21	2:D:329:THR:HG23	1.69	0.57
2:E:99:ILE:HD13	2:E:511:ALA:HB2	1.85	0.57
2:E:207:LYS:HG3	2:E:208:PRO:HD3	1.84	0.57
2:F:323:VAL:HG12	2:F:332:ILE:HG12	1.86	0.57

*Continued on next page...*



*Continued from previous page...*

Atom-1	Atom-2	Interatomic distance (Å)	Clash overlap (Å)
2:H:385:THR:HA	2:N:80:LYS:HE2	1.86	0.57
2:I:7:LYS:HE3	2:I:66:PHE:CE1	2.40	0.57
2:L:358:SER:CB	2:L:362:ARG:HH21	2.17	0.57
1:P:17:VAL:HG12	1:P:35:SER:HB2	1.86	0.57
2:B:37:ASN:HB3	2:B:49:ILE:HG22	1.86	0.57
2:C:15:LYS:HD3	2:C:66:PHE:HD2	1.69	0.57
2:G:252:GLU:OE2	2:G:285:ARG:NH1	2.37	0.57
2:K:233:MET:HB3	2:K:310:GLU:HA	1.84	0.57
1:X:68:ASN:N	1:X:90:ASP:O	2.34	0.57
2:B:226:LYS:N	2:B:229:ASN:OD1	2.32	0.57
2:J:400:LEU:O	2:J:404:ARG:HG2	2.04	0.57
2:J:487:ASN:OD1	2:J:488:MET:N	2.37	0.57
2:L:3:ALA:HB1	2:L:524:LEU:H	1.68	0.57
2:L:479:ASN:OD1	2:L:482:THR:N	2.33	0.57
1:S:46:GLY:HA3	1:S:55:LYS:HB3	1.87	0.57
2:D:479:ASN:O	2:D:483:GLU:N	2.37	0.57
2:G:81:ALA:O	2:G:86:GLY:N	2.38	0.57
2:H:29:VAL:O	2:H:36:ARG:N	2.38	0.57
2:I:30:THR:HB	2:I:51:LYS:HG3	1.87	0.57
2:L:101:THR:HG23	2:L:105:LYS:NZ	2.20	0.57
2:M:17:LEU:HD11	2:M:101:THR:HG22	1.85	0.57
2:M:434:GLU:HG3	2:M:438:VAL:HG23	1.86	0.57
1:X:8:ASP:HB2	1:X:88:GLU:H	1.69	0.57
1:Z:47:ARG:H	1:Z:55:LYS:HB3	1.70	0.57
2:F:216:GLU:HG3	2:F:322:ARG:CG	2.34	0.57
2:H:365:LEU:HD23	2:H:368:ARG:HH21	1.69	0.57
2:K:115:ASP:OD1	2:K:118:ARG:NH2	2.37	0.57
2:K:518:GLU:OE1	2:L:36:ARG:NH1	2.37	0.57
2:M:342:ILE:HG23	2:M:372:LEU:HD21	1.86	0.57
2:C:520:MET:SD	2:D:39:VAL:HB	2.45	0.57
2:D:28:LYS:HE2	2:D:93:THR:CG2	2.34	0.57
2:G:4:LYS:HD2	2:G:521:VAL:HG12	1.86	0.57
2:H:122:LYS:NZ	2:H:430:ARG:O	2.28	0.57
2:I:234:LEU:HA	2:I:237:LEU:HD12	1.86	0.57
2:A:421:ARG:NH2	2:A:469:VAL:O	2.38	0.57
2:C:222:LEU:HB2	2:C:301:ILE:HB	1.86	0.57
2:D:200:LEU:HB2	2:D:204:PHE:HE2	1.69	0.57
2:H:128:VAL:HG23	2:H:504:LEU:HD23	1.87	0.57
2:I:339:GLU:OE2	2:I:343:GLN:NE2	2.37	0.57
2:M:168:LYS:NZ	2:M:191:GLU:OE2	2.26	0.57
2:N:196:ASP:HA	2:N:329:THR:HA	1.86	0.57

*Continued on next page...*

*Continued from previous page...*

Atom-1	Atom-2	Interatomic distance (Å)	Clash overlap (Å)
1:W:37:ARG:HG2	1:W:66:ILE:HG12	1.86	0.57
2:A:40:LEU:HD11	2:A:59:GLU:HG3	1.87	0.57
2:B:268:ARG:HH12	1:P:27:LEU:H	1.53	0.57
2:C:224:ASP:HB2	2:C:302:SER:HA	1.86	0.57
2:F:466:ALA:O	2:F:470:LYS:HE2	2.05	0.57
2:H:214:GLU:HA	2:H:323:VAL:O	2.05	0.57
2:H:422:VAL:HA	2:H:425:LYS:HG2	1.87	0.57
2:K:222:LEU:O	2:K:301:ILE:N	2.34	0.57
1:R:12:VAL:HG12	1:R:40:VAL:HA	1.85	0.57
1:Y:47:ARG:NH2	1:Y:89:SER:OG	2.38	0.57
2:D:194:GLN:O	2:D:371:LYS:NZ	2.29	0.57
2:J:362:ARG:NH1	2:J:366:GLN:OE1	2.38	0.57
2:K:185:ASP:OD1	2:K:382:GLY:N	2.32	0.57
2:N:23:LEU:HD11	2:N:71:ALA:HA	1.86	0.57
1:V:50:GLU:HG3	1:W:50:GLU:HG3	1.87	0.57
1:X:92:LEU:HD21	1:Y:74:LYS:HD3	1.86	0.57
1:Y:15:LYS:HG2	1:Y:38:GLY:HA2	1.86	0.57
2:H:87:ASP:OD1	2:H:88:GLY:N	2.38	0.56
2:I:173:GLY:HA2	2:I:375:GLY:H	1.70	0.56
2:J:352:GLN:HA	2:J:355:GLU:HG2	1.87	0.56
2:L:281:PHE:HE2	2:L:283:ASP:HB2	1.68	0.56
1:P:88:GLU:O	1:P:91:ILE:HG12	2.05	0.56
1:R:18:GLU:OE2	1:R:29:GLY:N	2.28	0.56
1:2:47:ARG:HB3	1:2:55:LYS:HB3	1.85	0.56
2:A:143:ALA:HA	2:A:146:GLN:HE21	1.70	0.56
2:A:345:ARG:O	2:A:348:GLN:HG3	2.05	0.56
2:F:217:SER:O	2:F:217:SER:OG	2.18	0.56
2:F:265:ASN:HA	2:F:270:ILE:HD12	1.85	0.56
2:G:41:ASP:HA	2:G:47:PRO:HA	1.87	0.56
2:G:429:LEU:HG	2:G:440:ILE:HD13	1.87	0.56
2:K:408:GLU:HG3	2:K:409:GLU:OE1	2.05	0.56
1:U:14:ARG:HD2	1:U:34:LYS:HD3	1.88	0.56
1:2:21:SER:HB2	1:2:27:LEU:HD23	1.87	0.56
2:A:56:VAL:O	2:A:60:ILE:HG13	2.05	0.56
2:B:291:ASP:OD1	2:B:345:ARG:NH2	2.39	0.56
2:C:56:VAL:HG12	2:C:60:ILE:HD11	1.86	0.56
2:C:195:PHE:HD2	2:C:197:ARG:HG2	1.69	0.56
2:C:281:PHE:O	2:C:285:ARG:N	2.23	0.56
2:E:189:VAL:HA	2:E:376:VAL:O	2.04	0.56
2:E:303:GLU:HA	2:E:309:LEU:HD21	1.87	0.56
2:E:400:LEU:HD12	2:E:404:ARG:HH11	1.71	0.56

*Continued on next page...*

*Continued from previous page...*

Atom-1	Atom-2	Interatomic distance (Å)	Clash overlap (Å)
2:F:17:LEU:HG	2:F:21:ASN:ND2	2.20	0.56
2:G:195:PHE:CD2	2:G:197:ARG:HG2	2.40	0.56
2:M:5:ASP:O	2:M:521:VAL:HA	2.05	0.56
2:M:62:LEU:HG	2:M:64:ASP:H	1.69	0.56
1:Z:64:ILE:HG23	1:Z:95:VAL:HG23	1.87	0.56
2:A:461:GLU:OE1	2:A:464:VAL:N	2.30	0.56
2:B:421:ARG:NE	2:B:473:ASP:HA	2.19	0.56
2:D:238:GLU:HB3	2:D:242:LYS:NZ	2.20	0.56
2:I:6:VAL:C	2:I:7:LYS:HD3	2.25	0.56
2:L:104:LEU:HD12	2:L:105:LYS:HD3	1.88	0.56
2:L:199:TYR:HE1	2:L:202:PRO:HA	1.70	0.56
2:L:246:PRO:HA	2:L:271:VAL:HB	1.86	0.56
2:M:422:VAL:HA	2:M:425:LYS:HG2	1.87	0.56
1:U:66:ILE:HB	1:U:92:LEU:HB2	1.88	0.56
1:Z:66:ILE:HB	1:Z:92:LEU:HB2	1.87	0.56
2:D:135:SER:HA	2:D:412:VAL:HG12	1.87	0.56
2:D:138:CYS:HB3	2:D:406:ALA:HB1	1.86	0.56
2:E:234:LEU:HD11	1:S:25:ILE:HB	1.87	0.56
2:G:197:ARG:NH2	2:G:278:ALA:O	2.38	0.56
2:A:489:ILE:HD13	2:A:494:LEU:HD21	1.87	0.56
2:B:177:VAL:HA	2:B:379:ILE:HD12	1.87	0.56
2:C:285:ARG:HA	2:C:288:MET:HE2	1.88	0.56
2:J:208:PRO:HB2	2:J:212:ALA:HB3	1.86	0.56
2:K:262:LEU:HD21	2:K:273:VAL:HG11	1.86	0.56
2:N:20:VAL:HG21	2:N:100:ILE:HG21	1.88	0.56
1:1:34:LYS:HE3	1:1:68:ASN:HA	1.88	0.56
1:1:40:VAL:O	1:1:62:GLY:N	2.33	0.56
2:B:111:MET:HG3	2:B:438:VAL:HG11	1.87	0.56
2:C:186:GLU:HB3	2:C:380:LYS:HB2	1.87	0.56
2:E:302:SER:HB2	2:E:305:ILE:HB	1.87	0.56
2:F:17:LEU:HG	2:F:21:ASN:HD21	1.70	0.56
2:K:80:LYS:HD2	2:K:83:ASP:HB2	1.86	0.56
2:K:479:ASN:O	2:K:483:GLU:N	2.37	0.56
2:L:92:ALA:HB2	2:L:503:ALA:HB1	1.86	0.56
2:L:185:ASP:HA	2:L:380:LYS:O	2.05	0.56
2:M:199:TYR:CZ	2:M:205:ILE:HD11	2.40	0.56
2:N:213:VAL:HB	2:N:325:ILE:HB	1.88	0.56
1:T:55:LYS:HD3	1:T:56:PRO:HD2	1.86	0.56
1:V:37:ARG:HG2	1:V:66:ILE:HA	1.88	0.56
2:G:127:ALA:N	2:G:426:LEU:HD11	2.20	0.56
2:G:280:GLY:O	2:G:285:ARG:NH2	2.39	0.56

*Continued on next page...*

*Continued from previous page...*

Atom-1	Atom-2	Interatomic distance (Å)	Clash overlap (Å)
2:M:31:LEU:O	2:M:457:ASN:ND2	2.38	0.56
1:U:6:LEU:O	1:U:9:ARG:NE	2.39	0.56
2:B:137:PRO:HA	2:B:410:GLY:HA3	1.88	0.56
2:D:7:LYS:HG3	2:D:12:ALA:HB2	1.87	0.56
2:I:187:LEU:HD13	2:I:379:ILE:HG12	1.88	0.56
2:I:510:VAL:O	2:I:513:LEU:HG	2.06	0.56
2:J:264:VAL:HG21	1:X:27:LEU:HD21	1.88	0.56
2:J:413:ALA:HB3	2:J:418:ALA:HB2	1.87	0.56
2:N:226:LYS:HD3	2:N:255:GLU:OE2	2.05	0.56
2:A:349:ILE:HD13	2:A:369:VAL:HG22	1.87	0.56
2:A:448:GLU:OE1	2:A:452:ARG:NH1	2.38	0.56
2:H:197:ARG:HH21	2:H:279:PRO:HA	1.71	0.56
2:H:290:GLN:HG3	2:H:300:VAL:HG21	1.88	0.56
2:I:287:ALA:HB3	2:I:368:ARG:HH22	1.71	0.56
2:J:205:ILE:HG23	2:J:211:GLY:HA2	1.88	0.56
2:J:392:LYS:O	2:J:396:VAL:HG23	2.05	0.56
2:D:321:LYS:HB2	2:D:334:ASP:HB3	1.87	0.55
2:E:184:GLN:O	2:E:382:GLY:N	2.34	0.55
2:J:449:ALA:HA	2:J:452:ARG:HE	1.70	0.55
1:T:10:VAL:HG13	1:T:43:VAL:HA	1.88	0.55
2:C:122:LYS:HE2	2:C:429:LEU:HD11	1.89	0.55
2:I:150:ILE:CD1	2:I:493:ILE:HA	2.37	0.55
2:I:293:ALA:O	2:I:297:GLY:N	2.39	0.55
1:X:7:HIS:N	1:X:45:ASN:OD1	2.30	0.55
2:B:321:LYS:NZ	2:B:335:GLY:O	2.36	0.55
2:C:37:ASN:ND2	2:C:49:ILE:HG13	2.21	0.55
2:G:24:ALA:HA	2:G:28:LYS:HD3	1.88	0.55
2:H:362:ARG:HA	2:H:365:LEU:HD12	1.88	0.55
2:K:326:ASN:ND2	2:K:329:THR:O	2.39	0.55
1:Q:4:ARG:NH1	1:Q:43:VAL:O	2.39	0.55
1:S:8:ASP:HB3	1:S:47:ARG:HB2	1.88	0.55
2:G:219:PHE:CZ	2:G:245:LYS:HD3	2.42	0.55
2:K:96:ALA:O	2:K:100:ILE:HG12	2.06	0.55
2:M:247:LEU:O	2:M:273:VAL:HA	2.07	0.55
1:Q:6:LEU:HD13	1:Q:7:HIS:HD2	1.71	0.55
2:A:128:VAL:O	2:A:501:ARG:NH1	2.38	0.55
2:B:163:ALA:HA	2:B:166:MET:SD	2.45	0.55
2:C:39:VAL:HG22	2:C:49:ILE:HD13	1.88	0.55
2:C:225:LYS:HG2	2:C:303:GLU:HG3	1.89	0.55
2:G:360:TYR:HA	2:G:363:GLU:HG2	1.89	0.55
2:I:266:THR:HG22	2:I:273:VAL:H	1.71	0.55

*Continued on next page...*

*Continued from previous page...*

Atom-1	Atom-2	Interatomic distance (Å)	Clash overlap (Å)
2:J:120:ILE:O	2:J:124:VAL:HG23	2.06	0.55
2:J:266:THR:HG21	2:J:273:VAL:H	1.71	0.55
1:Q:36:THR:CG2	1:Q:66:ILE:HD11	2.36	0.55
1:2:22:ALA:O	1:2:28:THR:OG1	2.25	0.55
2:C:102:GLU:HA	2:C:105:LYS:HE3	1.88	0.55
2:C:192:GLY:CA	2:C:332:ILE:O	2.45	0.55
2:I:40:LEU:HD21	2:I:56:VAL:HA	1.88	0.55
2:K:479:ASN:O	2:K:483:GLU:CA	2.55	0.55
2:N:270:ILE:HG23	2:N:271:VAL:H	1.71	0.55
1:T:10:VAL:O	1:T:85:ILE:HA	2.07	0.55
1:U:86:MET:HE2	1:U:90:ASP:HB3	1.87	0.55
2:C:10:ASN:HA	2:C:13:ARG:HB2	1.88	0.55
2:C:152:ALA:HA	2:C:395:ARG:HD2	1.88	0.55
2:F:518:GLU:OE1	2:G:36:ARG:NH1	2.40	0.55
2:H:479:ASN:ND2	2:H:491:MET:SD	2.71	0.55
2:K:405:ALA:HA	2:K:408:GLU:HG2	1.88	0.55
2:N:77:VAL:HA	2:N:80:LYS:HG2	1.89	0.55
2:N:113:PRO:HA	2:N:116:LEU:HD12	1.88	0.55
1:Y:91:ILE:O	1:Z:9:ARG:NH2	2.39	0.55
2:B:69:MET:HA	2:B:72:GLN:HG2	1.88	0.55
2:D:210:THR:O	2:D:327:LYS:NZ	2.37	0.55
2:F:523:ASP:OD1	2:F:524:LEU:N	2.39	0.55
2:G:147:VAL:HA	2:G:150:ILE:HG12	1.89	0.55
2:H:325:ILE:HG13	2:H:330:THR:HG23	1.89	0.55
2:J:358:SER:OG	2:J:359:ASP:N	2.40	0.55
2:N:467:ASN:HA	2:N:470:LYS:HE3	1.87	0.55
2:N:479:ASN:OD1	2:N:482:THR:N	2.26	0.55
2:A:117:LYS:HE3	2:A:118:ARG:HH22	1.72	0.55
2:A:348:GLN:O	2:A:351:GLN:HG3	2.06	0.55
2:E:391:GLU:HG3	2:E:395:ARG:HE	1.72	0.55
2:F:220:ILE:N	2:F:318:GLY:O	2.31	0.55
2:F:348:GLN:OE1	2:F:352:GLN:NE2	2.40	0.55
2:G:321:LYS:HB2	2:G:334:ASP:HB3	1.88	0.55
2:M:57:ALA:HA	2:M:60:ILE:HG12	1.88	0.55
2:M:226:LYS:NZ	2:M:255:GLU:OE1	2.38	0.55
2:M:226:LYS:HZ3	2:M:255:GLU:HB2	1.71	0.55
2:M:479:ASN:O	2:M:483:GLU:N	2.40	0.55
1:Z:75:SER:HB2	1:Z:82:GLU:HG3	1.89	0.55
2:C:180:GLY:HA3	2:C:381:VAL:H	1.72	0.55
2:D:306:GLY:HA2	2:E:264:VAL:HG22	1.89	0.55
2:E:218:PRO:HB2	2:E:248:LEU:HB3	1.88	0.55

*Continued on next page...*

*Continued from previous page...*

Atom-1	Atom-2	Interatomic distance (Å)	Clash overlap (Å)
2:E:266:THR:HG22	2:E:273:VAL:H	1.72	0.55
2:G:126:ALA:HB1	2:G:426:LEU:HD22	1.88	0.55
2:L:207:LYS:NZ	2:L:214:GLU:H	2.05	0.55
1:R:41:LEU:HD22	1:R:83:VAL:HG21	1.87	0.55
1:Z:2:ASN:OD1	1:Z:4:ARG:NH1	2.39	0.55
2:B:441:LYS:O	2:B:445:ARG:HG2	2.07	0.54
2:I:441:LYS:O	2:I:445:ARG:HG2	2.07	0.54
2:L:117:LYS:NZ	2:L:509:SER:O	2.40	0.54
1:T:7:HIS:HB2	1:T:46:GLY:O	2.06	0.54
2:D:219:PHE:CZ	2:D:245:LYS:HD2	2.42	0.54
2:E:213:VAL:HB	2:E:325:ILE:O	2.07	0.54
2:G:102:GLU:OE1	2:G:442:VAL:HG13	2.07	0.54
2:G:355:GLU:HG3	2:G:357:THR:H	1.72	0.54
2:J:15:LYS:HA	2:J:18:ARG:HE	1.72	0.54
2:J:257:GLU:HG2	1:X:29:GLY:HA3	1.89	0.54
2:L:289:LEU:HD13	2:L:300:VAL:HG11	1.90	0.54
2:M:146:GLN:NE2	2:M:492:GLY:O	2.40	0.54
2:M:384:ALA:N	2:M:388:GLU:OE1	2.38	0.54
2:M:419:LEU:HD21	2:M:500:THR:HG21	1.89	0.54
2:I:190:VAL:O	2:I:376:VAL:HB	2.07	0.54
2:I:197:ARG:NH1	2:I:278:ALA:O	2.40	0.54
2:J:305:ILE:HG12	2:J:306:GLY:H	1.73	0.54
2:K:82:ASN:HA	2:K:86:GLY:HA2	1.90	0.54
1:O:88:GLU:O	1:O:91:ILE:HG22	2.07	0.54
2:B:65:LYS:NZ	2:B:523:ASP:O	2.38	0.54
2:D:14:VAL:HB	2:D:15:LYS:HZ2	1.72	0.54
2:D:266:THR:HG22	2:D:273:VAL:H	1.72	0.54
2:D:517:THR:HG21	2:E:39:VAL:HG23	1.89	0.54
2:E:57:ALA:HA	2:E:60:ILE:HG12	1.89	0.54
2:F:113:PRO:HB2	2:F:516:THR:HG22	1.88	0.54
2:G:158:VAL:HG21	2:G:392:LYS:HE3	1.89	0.54
2:G:421:ARG:NH1	2:G:472:GLY:O	2.41	0.54
2:I:80:LYS:HD2	2:I:506:TYR:HE2	1.70	0.54
2:I:355:GLU:HG3	2:I:357:THR:H	1.72	0.54
2:L:510:VAL:O	2:L:513:LEU:HG	2.08	0.54
2:M:37:ASN:HB3	2:M:49:ILE:HG22	1.90	0.54
2:M:175:ILE:HG13	2:M:377:ALA:HB3	1.89	0.54
2:M:320:ALA:HA	2:M:335:GLY:HA2	1.90	0.54
2:A:355:GLU:O	2:A:362:ARG:NH2	2.40	0.54
2:C:190:VAL:HG23	2:C:376:VAL:HB	1.90	0.54
2:F:429:LEU:O	2:F:430:ARG:NH1	2.39	0.54

*Continued on next page...*

*Continued from previous page...*

Atom-1	Atom-2	Interatomic distance (Å)	Clash overlap (Å)
2:H:321:LYS:HB3	2:H:334:ASP:HB3	1.89	0.54
2:J:432:GLN:OE1	2:J:436:GLN:NE2	2.40	0.54
2:M:260:ALA:O	2:M:264:VAL:HG13	2.08	0.54
2:M:282:GLY:O	2:M:285:ARG:HG2	2.08	0.54
1:2:7:HIS:CE1	1:2:45:ASN:HD21	2.25	0.54
2:A:34:LYS:NZ	2:G:110:GLY:O	2.39	0.54
2:A:346:VAL:O	2:A:350:ARG:HG2	2.08	0.54
2:F:174:VAL:HG11	2:F:367:GLU:HA	1.90	0.54
2:G:206:ASN:HB2	2:G:213:VAL:HG22	1.90	0.54
2:H:135:SER:HA	2:H:412:VAL:HG12	1.88	0.54
2:I:150:ILE:HD13	2:I:493:ILE:HA	1.88	0.54
2:I:166:MET:HA	2:I:169:VAL:HG22	1.89	0.54
2:J:321:LYS:HZ3	2:J:336:VAL:HG22	1.72	0.54
2:J:349:ILE:HD11	2:J:365:LEU:HD11	1.90	0.54
2:L:490:ASP:OD1	2:L:491:MET:N	2.41	0.54
2:A:338:GLU:HG3	2:A:341:ALA:H	1.72	0.54
2:B:176:THR:HG22	2:B:178:GLU:OE2	2.08	0.54
2:E:354:GLU:HG2	2:E:355:GLU:N	2.22	0.54
2:F:220:ILE:HG13	2:F:296:THR:HG21	1.89	0.54
2:I:325:ILE:HG13	2:I:330:THR:HG23	1.90	0.54
2:L:412:VAL:HG12	2:L:413:ALA:H	1.72	0.54
1:Q:2:ASN:OD1	1:Q:3:ILE:N	2.41	0.54
2:B:419:LEU:HB3	2:B:447:MET:HE1	1.90	0.54
2:G:98:ALA:O	2:G:102:GLU:HG2	2.08	0.54
2:J:264:VAL:CG1	1:X:27:LEU:HD21	2.38	0.54
2:J:266:THR:HG22	2:J:271:VAL:O	2.08	0.54
2:J:346:VAL:O	2:J:350:ARG:HG2	2.07	0.54
1:Z:11:ILE:HG13	1:Z:42:ALA:H	1.73	0.54
2:C:13:ARG:NH1	2:C:517:THR:O	2.40	0.54
2:G:447:MET:O	2:G:450:PRO:HD2	2.08	0.54
2:H:197:ARG:H	2:H:329:THR:HA	1.72	0.54
2:H:226:LYS:HA	2:H:252:GLU:HB3	1.89	0.54
2:J:363:GLU:HA	2:J:366:GLN:HE21	1.72	0.54
2:M:392:LYS:O	2:M:396:VAL:HG23	2.08	0.54
2:N:411:VAL:HG12	2:N:496:PRO:HA	1.89	0.54
1:Q:36:THR:CG2	1:Q:66:ILE:CD1	2.86	0.54
1:S:14:ARG:CZ	1:S:84:LEU:HD22	2.34	0.54
1:Y:6:LEU:HG	1:Y:7:HIS:H	1.73	0.54
1:2:14:ARG:HH22	1:2:17:VAL:HG13	1.73	0.54
2:D:349:ILE:HD13	2:D:369:VAL:HG22	1.90	0.54
2:E:403:THR:OG1	2:E:404:ARG:NH1	2.41	0.54

*Continued on next page...*

*Continued from previous page...*

Atom-1	Atom-2	Interatomic distance (Å)	Clash overlap (Å)
2:F:252:GLU:OE1	2:F:285:ARG:NH2	2.41	0.54
2:G:475:ASN:O	2:G:488:MET:N	2.41	0.54
2:H:36:ARG:NH2	2:N:516:THR:HA	2.20	0.54
2:I:383:ALA:HB3	2:I:389:MET:SD	2.48	0.54
2:K:217:SER:N	2:K:321:LYS:O	2.33	0.54
2:L:359:ASP:O	2:L:363:GLU:HG2	2.08	0.54
1:O:77:LYS:HG2	1:O:82:GLU:HB2	1.90	0.54
2:E:358:SER:OG	2:E:359:ASP:N	2.39	0.53
2:F:238:GLU:OE1	2:F:242:LYS:NZ	2.42	0.53
2:I:5:ASP:O	2:I:521:VAL:HA	2.08	0.53
2:K:221:LEU:HD21	2:K:249:ILE:HG12	1.89	0.53
2:L:77:VAL:O	2:L:80:LYS:HG3	2.08	0.53
2:L:238:GLU:HG3	2:L:242:LYS:HZ3	1.73	0.53
2:M:345:ARG:O	2:M:348:GLN:HG3	2.08	0.53
2:N:231:ARG:HH11	2:N:233:MET:H	1.56	0.53
1:X:12:VAL:HG22	1:X:40:VAL:HA	1.90	0.53
1:Z:73:VAL:HB	1:Z:84:LEU:HD23	1.89	0.53
2:A:230:ILE:O	2:A:233:MET:HG2	2.08	0.53
2:B:40:LEU:O	2:B:47:PRO:HA	2.07	0.53
2:D:130:GLU:HG3	2:D:426:LEU:HD11	1.90	0.53
2:M:322:ARG:HB3	2:M:333:ILE:HD12	1.90	0.53
2:M:433:ASN:H	2:M:436:GLN:NE2	2.07	0.53
2:B:519:CYS:HB3	2:C:38:VAL:HG13	1.89	0.53
2:F:449:ALA:O	2:F:452:ARG:HG2	2.08	0.53
2:G:403:THR:O	2:G:407:VAL:HG23	2.08	0.53
2:K:24:ALA:HB1	2:K:28:LYS:NZ	2.24	0.53
2:L:23:LEU:HD13	2:L:74:VAL:HG21	1.88	0.53
2:L:54:VAL:HB	2:L:89:THR:HG21	1.89	0.53
2:N:363:GLU:HG3	2:N:364:LYS:HG2	1.90	0.53
2:B:247:LEU:HD11	2:B:273:VAL:HG13	1.89	0.53
2:E:194:GLN:H	2:E:371:LYS:HZ2	1.57	0.53
2:F:283:ASP:HA	2:F:286:LYS:HD2	1.89	0.53
2:K:346:VAL:O	2:K:350:ARG:HG3	2.08	0.53
2:L:101:THR:O	2:L:104:LEU:HG	2.07	0.53
2:N:89:THR:O	2:N:93:THR:HG23	2.08	0.53
1:W:78:ILE:HG13	1:W:79:ASP:N	2.21	0.53
2:C:91:THR:HA	2:C:94:VAL:HG12	1.91	0.53
2:D:234:LEU:HG	2:D:310:GLU:OE2	2.08	0.53
2:D:302:SER:HA	2:D:309:LEU:HD13	1.90	0.53
2:G:69:MET:O	2:G:72:GLN:NE2	2.41	0.53
2:H:297:GLY:HA3	2:H:336:VAL:HB	1.89	0.53

*Continued on next page...*



*Continued from previous page...*

Atom-1	Atom-2	Interatomic distance (Å)	Clash overlap (Å)
2:H:360:TYR:O	2:H:364:LYS:NZ	2.41	0.53
2:L:421:ARG:HH12	2:L:469:VAL:HG12	1.73	0.53
1:O:7:HIS:NE2	1:O:48:ILE:CD1	2.66	0.53
1:S:50:GLU:CD	1:S:51:ASN:H	2.12	0.53
1:V:10:VAL:HB	1:V:43:VAL:HG23	1.91	0.53
2:F:128:VAL:HG13	2:F:501:ARG:HH11	1.72	0.53
2:L:41:ASP:HA	2:L:47:PRO:HB3	1.90	0.53
2:L:281:PHE:CE2	2:L:283:ASP:HB2	2.43	0.53
1:R:9:ARG:HH11	1:R:87:SER:HB3	1.74	0.53
1:T:20:LYS:O	1:T:25:ILE:HA	2.09	0.53
1:W:94:ILE:O	1:X:3:ILE:HB	2.09	0.53
2:E:164:GLU:O	2:E:168:LYS:HG2	2.09	0.53
2:F:180:GLY:HA2	2:F:380:LYS:HB2	1.90	0.53
2:F:476:TYR:CE2	2:F:485:TYR:HB3	2.44	0.53
2:G:62:LEU:O	2:G:68:ASN:ND2	2.32	0.53
2:H:71:ALA:HA	2:H:74:VAL:HG22	1.91	0.53
2:I:5:ASP:O	2:I:7:LYS:NZ	2.35	0.53
2:J:285:ARG:O	2:J:289:LEU:HG	2.09	0.53
2:K:169:VAL:HG11	2:K:377:ALA:HB2	1.90	0.53
2:K:227:ILE:HG23	2:K:309:LEU:HD22	1.90	0.53
2:M:152:ALA:O	2:M:395:ARG:NH1	2.37	0.53
2:M:421:ARG:NH2	2:M:469:VAL:O	2.41	0.53
2:N:114:MET:HB3	2:N:118:ARG:HH12	1.74	0.53
2:N:120:ILE:HG12	2:N:443:ALA:HB2	1.90	0.53
2:F:449:ALA:HA	2:F:452:ARG:HE	1.73	0.53
2:G:357:THR:HG22	2:G:359:ASP:HB2	1.91	0.53
2:H:36:ARG:HH22	2:N:117:LYS:HZ2	1.56	0.53
2:L:228:SER:HB3	2:L:255:GLU:HG2	1.88	0.53
1:Y:14:ARG:NH2	1:Y:33:ALA:O	2.37	0.53
2:B:288:MET:O	2:B:292:ILE:HG13	2.09	0.53
2:D:186:GLU:O	2:D:379:ILE:HA	2.09	0.53
2:D:233:MET:SD	2:D:237:LEU:HB2	2.49	0.53
2:F:89:THR:O	2:F:93:THR:HG23	2.09	0.53
2:H:350:ARG:HH21	2:H:354:GLU:HB3	1.74	0.53
2:H:468:THR:OG1	2:H:485:TYR:OH	2.23	0.53
2:L:438:VAL:O	2:L:442:VAL:HG23	2.08	0.53
1:P:64:ILE:HG23	1:P:95:VAL:HB	1.91	0.53
1:Q:92:LEU:HD13	1:R:9:ARG:HG2	1.91	0.53
1:S:39:GLU:HA	1:S:64:ILE:HA	1.91	0.53
1:Z:7:HIS:ND1	1:Z:47:ARG:HA	2.23	0.53
1:Z:68:ASN:N	1:Z:90:ASP:O	2.28	0.53

*Continued on next page...*

*Continued from previous page...*

Atom-1	Atom-2	Interatomic distance (Å)	Clash overlap (Å)
2:B:326:ASN:ND2	2:B:329:THR:OG1	2.30	0.53
2:B:416:GLY:O	2:B:419:LEU:HB2	2.08	0.53
2:C:268:ARG:HH12	1:Q:27:LEU:H	1.57	0.53
2:G:322:ARG:HB3	2:G:333:ILE:HD12	1.90	0.53
2:I:247:LEU:HB3	2:I:273:VAL:HG22	1.90	0.53
2:N:349:ILE:HG12	2:N:365:LEU:HD21	1.91	0.53
1:S:14:ARG:HH21	1:S:84:LEU:CD2	2.20	0.53
1:W:67:PHE:HB3	1:W:91:ILE:HD12	1.90	0.53
2:A:66:PHE:CE1	2:A:522:THR:HB	2.44	0.52
2:B:295:LEU:HD12	2:B:372:LEU:HD23	1.91	0.52
2:F:10:ASN:OD1	2:F:13:ARG:NE	2.24	0.52
2:G:18:ARG:HA	2:G:21:ASN:HB2	1.90	0.52
2:G:465:VAL:HA	2:G:485:TYR:OH	2.09	0.52
2:H:180:GLY:N	2:H:381:VAL:O	2.42	0.52
2:H:197:ARG:NH2	2:H:279:PRO:O	2.42	0.52
2:I:40:LEU:HD11	2:I:56:VAL:HG22	1.92	0.52
2:I:74:VAL:HG12	2:I:514:MET:HE2	1.91	0.52
2:K:218:PRO:HG2	2:K:320:ALA:HB3	1.91	0.52
2:L:473:ASP:OD1	2:L:474:GLY:N	2.42	0.52
2:M:423:ALA:HB1	2:M:444:LEU:HD22	1.90	0.52
1:T:5:PRO:HG3	1:T:11:ILE:HG12	1.90	0.52
2:D:222:LEU:HB2	2:D:301:ILE:H	1.74	0.52
2:F:263:VAL:O	2:F:267:MET:HG2	2.09	0.52
2:G:165:ALA:O	2:G:169:VAL:HG22	2.08	0.52
2:G:370:ALA:O	2:G:374:GLY:N	2.41	0.52
2:G:419:LEU:HB3	2:G:447:MET:HE2	1.91	0.52
2:J:102:GLU:HB3	2:J:442:VAL:HG13	1.91	0.52
2:L:117:LYS:HZ2	2:L:512:GLY:HA3	1.74	0.52
2:L:221:LEU:HD23	2:L:247:LEU:HD21	1.92	0.52
2:N:90:THR:O	2:N:94:VAL:N	2.38	0.52
2:N:513:LEU:O	2:N:516:THR:OG1	2.24	0.52
1:U:37:ARG:HD3	1:U:66:ILE:HG23	1.91	0.52
2:B:220:ILE:O	2:B:318:GLY:N	2.36	0.52
2:B:403:THR:O	2:B:407:VAL:HG23	2.10	0.52
2:C:293:ALA:O	2:C:298:GLY:N	2.37	0.52
2:C:455:VAL:HG11	2:C:462:PRO:HA	1.90	0.52
2:F:403:THR:OG1	2:F:404:ARG:NH1	2.42	0.52
2:G:178:GLU:HG2	2:G:378:VAL:HG13	1.89	0.52
2:I:218:PRO:HG3	2:I:323:VAL:HG22	1.91	0.52
1:Q:22:ALA:N	1:Q:26:VAL:O	2.42	0.52
1:U:18:GLU:HB2	1:U:28:THR:HB	1.91	0.52

*Continued on next page...*

*Continued from previous page...*

Atom-1	Atom-2	Interatomic distance (Å)	Clash overlap (Å)
1:U:57:LEU:HB3	1:U:59:VAL:HG22	1.91	0.52
1:1:89:SER:HA	1:2:9:ARG:HH22	1.75	0.52
2:C:400:LEU:O	2:C:404:ARG:HG2	2.09	0.52
2:C:411:VAL:HG21	2:C:494:LEU:HD13	1.90	0.52
2:D:405:ALA:HB2	2:D:498:LYS:HD3	1.91	0.52
2:E:55:SER:HA	2:E:58:ARG:HD2	1.90	0.52
2:E:400:LEU:O	2:E:404:ARG:HG2	2.09	0.52
2:G:34:LYS:HD2	2:G:458:CYS:HA	1.91	0.52
2:G:510:VAL:HA	2:G:513:LEU:HG	1.91	0.52
2:I:27:VAL:HG12	2:I:90:THR:HG23	1.91	0.52
2:I:28:LYS:HD2	2:I:453:GLN:HG2	1.91	0.52
2:N:199:TYR:HB2	2:N:204:PHE:CD2	2.43	0.52
1:Q:38:GLY:O	1:Q:64:ILE:HG13	2.09	0.52
1:W:22:ALA:HB3	1:W:27:LEU:HD12	1.91	0.52
2:C:400:LEU:O	2:C:403:THR:OG1	2.21	0.52
2:D:81:ALA:O	2:D:85:ALA:N	2.25	0.52
2:E:31:LEU:HD11	2:E:454:ILE:HA	1.91	0.52
2:E:236:VAL:HG22	2:E:312:ALA:HB3	1.92	0.52
2:E:277:LYS:HD2	2:E:278:ALA:O	2.08	0.52
2:F:19:GLY:O	2:F:22:VAL:HG12	2.09	0.52
2:H:220:ILE:HG23	2:H:248:LEU:HD22	1.90	0.52
2:H:350:ARG:O	2:H:354:GLU:HG2	2.09	0.52
1:S:64:ILE:HG23	1:S:95:VAL:HG13	1.92	0.52
2:C:216:GLU:OE1	2:C:322:ARG:NE	2.33	0.52
2:E:80:LYS:HZ3	2:F:385:THR:HB	1.75	0.52
2:H:206:ASN:HB2	2:H:213:VAL:HG12	1.91	0.52
1:Q:40:VAL:HG11	1:Q:61:VAL:HA	1.92	0.52
1:T:47:ARG:HH21	1:T:48:ILE:HG12	1.74	0.52
1:Z:1:MET:N	1:Z:79:ASP:OD2	2.38	0.52
2:D:71:ALA:HA	2:D:74:VAL:HG22	1.91	0.52
2:K:31:LEU:HD12	2:K:457:ASN:HD21	1.75	0.52
2:N:10:ASN:OD1	2:N:11:ASP:N	2.43	0.52
2:N:421:ARG:NH2	2:N:476:TYR:O	2.42	0.52
1:R:39:GLU:HB3	1:R:62:GLY:HA2	1.91	0.52
1:2:40:VAL:HB	1:2:61:VAL:HA	1.90	0.52
2:A:128:VAL:HG13	2:A:501:ARG:HH11	1.75	0.52
2:D:56:VAL:O	2:D:60:ILE:HG12	2.10	0.52
2:D:66:PHE:HA	2:D:69:MET:HE2	1.91	0.52
2:D:219:PHE:HB3	2:D:317:LEU:HD22	1.92	0.52
2:H:249:ILE:HG23	2:H:275:ALA:HA	1.92	0.52
2:I:188:ASP:OD2	2:I:380:LYS:NZ	2.37	0.52

*Continued on next page...*

*Continued from previous page...*

Atom-1	Atom-2	Interatomic distance (Å)	Clash overlap (Å)
2:J:27:VAL:HG12	2:J:90:THR:HG23	1.92	0.52
2:J:226:LYS:HA	2:J:253:ASP:O	2.10	0.52
2:C:293:ALA:O	2:C:297:GLY:N	2.42	0.52
2:E:345:ARG:O	2:E:349:ILE:HG13	2.10	0.52
2:E:417:VAL:HG11	2:E:488:MET:SD	2.50	0.52
2:F:15:LYS:O	2:F:18:ARG:HG2	2.09	0.52
2:F:450:PRO:O	2:F:454:ILE:HG13	2.10	0.52
2:J:113:PRO:HA	2:J:116:LEU:HD12	1.92	0.52
2:L:18:ARG:NE	2:L:18:ARG:HA	2.25	0.52
2:L:208:PRO:O	2:L:209:GLU:HG3	2.10	0.52
2:M:179:ASP:HA	2:M:393:LYS:HE2	1.92	0.52
1:Y:9:ARG:H	1:Y:44:GLY:HA3	1.74	0.52
2:E:227:ILE:HD13	2:E:251:ALA:HB1	1.92	0.52
2:E:321:LYS:HZ3	2:E:336:VAL:HG22	1.75	0.52
2:F:420:ILE:HG13	2:F:448:GLU:HG2	1.92	0.52
2:J:308:GLU:HB3	2:J:311:LYS:HB3	1.92	0.52
2:K:197:ARG:HH22	2:K:279:PRO:HA	1.74	0.52
2:K:293:ALA:O	2:K:297:GLY:N	2.42	0.52
2:L:322:ARG:HD3	2:L:333:ILE:HD12	1.92	0.52
2:A:113:PRO:HD2	2:B:36:ARG:NH1	2.25	0.51
2:B:197:ARG:HG2	2:B:276:VAL:HG13	1.91	0.51
2:C:113:PRO:HD3	2:D:34:LYS:NZ	2.25	0.51
2:D:7:LYS:HZ2	2:D:15:LYS:HE2	1.75	0.51
2:E:18:ARG:NH2	2:E:21:ASN:OD1	2.42	0.51
2:E:214:GLU:HB2	2:E:322:ARG:HH12	1.75	0.51
2:J:288:MET:O	2:J:292:ILE:HG13	2.10	0.51
2:J:288:MET:SD	2:J:289:LEU:HD23	2.50	0.51
2:L:496:PRO:HG2	2:L:499:VAL:HB	1.92	0.51
1:O:8:ASP:OD1	1:O:88:GLU:N	2.39	0.51
2:A:507:ALA:HA	2:A:510:VAL:HG22	1.92	0.51
2:B:220:ILE:HG13	2:B:248:LEU:HB3	1.91	0.51
2:C:345:ARG:O	2:C:348:GLN:HG3	2.10	0.51
2:G:346:VAL:HG22	2:G:372:LEU:HD13	1.93	0.51
2:I:326:ASN:ND2	2:I:329:THR:HB	2.23	0.51
2:J:124:VAL:O	2:J:128:VAL:HG23	2.10	0.51
2:J:364:LYS:O	2:J:367:GLU:HG3	2.10	0.51
2:M:15:LYS:HA	2:M:18:ARG:HD3	1.91	0.51
1:U:7:HIS:H	1:U:45:ASN:ND2	2.07	0.51
1:2:8:ASP:O	1:2:88:GLU:N	2.43	0.51
2:A:47:PRO:HD2	2:G:72:GLN:NE2	2.25	0.51
2:A:411:VAL:HG21	2:A:494:LEU:HD13	1.92	0.51

*Continued on next page...*

*Continued from previous page...*

Atom-1	Atom-2	Interatomic distance (Å)	Clash overlap (Å)
2:C:206:ASN:H	2:C:213:VAL:HG22	1.74	0.51
2:C:226:LYS:HG3	2:C:253:ASP:HB3	1.92	0.51
2:F:72:GLN:NE2	2:G:41:ASP:OD2	2.42	0.51
2:H:264:VAL:HG22	2:N:306:GLY:HA3	1.92	0.51
2:K:153:ASN:HB3	2:K:395:ARG:HH11	1.76	0.51
2:L:387:VAL:HA	2:L:390:LYS:HE3	1.92	0.51
2:M:216:GLU:HB3	2:M:322:ARG:HH11	1.76	0.51
2:N:90:THR:O	2:N:94:VAL:HG23	2.09	0.51
2:A:339:GLU:HB3	2:A:343:GLN:HE22	1.75	0.51
2:E:511:ALA:O	2:E:515:ILE:HG23	2.09	0.51
2:J:491:MET:HG3	2:J:493:ILE:H	1.74	0.51
2:K:343:GLN:HA	2:K:346:VAL:HG22	1.92	0.51
2:L:218:PRO:HG2	2:L:220:ILE:HD11	1.92	0.51
2:L:349:ILE:C	2:L:353:ILE:CD1	2.78	0.51
2:M:420:ILE:HA	2:M:447:MET:HE3	1.93	0.51
2:C:305:ILE:HD11	2:D:203:TYR:CZ	2.46	0.51
2:G:301:ILE:HD11	2:G:316:ASP:HB3	1.92	0.51
2:I:289:LEU:HD23	2:I:292:ILE:HD12	1.93	0.51
2:J:447:MET:O	2:J:450:PRO:HD2	2.10	0.51
2:K:198:GLY:HA3	2:K:327:LYS:O	2.10	0.51
2:M:411:VAL:HG12	2:M:496:PRO:HA	1.92	0.51
2:N:258:ALA:HA	2:N:261:THR:HG22	1.92	0.51
1:Z:65:VAL:HG12	1:Z:94:ILE:HA	1.93	0.51
2:D:37:ASN:HB3	2:D:49:ILE:HD11	1.91	0.51
2:D:349:ILE:O	2:D:353:ILE:HG13	2.11	0.51
2:G:345:ARG:O	2:G:348:GLN:HG3	2.10	0.51
2:I:96:ALA:O	2:I:100:ILE:HG12	2.11	0.51
2:J:325:ILE:HG13	2:J:330:THR:HG23	1.91	0.51
2:L:441:LYS:HG2	2:L:444:LEU:HD12	1.92	0.51
2:M:214:GLU:OE1	2:M:322:ARG:NH2	2.37	0.51
2:M:452:ARG:HH12	2:M:470:LYS:NZ	2.09	0.51
2:N:478:TYR:HB2	2:N:485:TYR:CE1	2.45	0.51
1:2:66:ILE:HG12	1:2:92:LEU:HD12	1.91	0.51
2:B:195:PHE:HE2	2:B:292:ILE:HD11	1.76	0.51
2:B:201:SER:HB3	2:B:204:PHE:CZ	2.45	0.51
2:H:188:ASP:CG	2:H:380:LYS:HZ1	2.14	0.51
2:I:258:ALA:HA	2:I:261:THR:HG22	1.93	0.51
2:J:175:ILE:HG12	2:J:377:ALA:HB3	1.93	0.51
2:L:8:PHE:HD2	2:M:29:VAL:HG11	1.75	0.51
2:M:76:GLU:HG2	2:M:80:LYS:NZ	2.26	0.51
1:1:76:GLU:CD	1:1:85:ILE:HG13	2.31	0.51

*Continued on next page...*

*Continued from previous page...*

Atom-1	Atom-2	Interatomic distance (Å)	Clash overlap (Å)
2:A:100:ILE:HG13	2:A:101:THR:N	2.26	0.51
2:C:323:VAL:HG12	2:C:332:ILE:HA	1.92	0.51
2:C:364:LYS:O	2:C:367:GLU:HG2	2.11	0.51
2:D:381:VAL:HG12	2:D:392:LYS:HZ2	1.76	0.51
2:G:193:MET:HB3	2:G:332:ILE:HD13	1.93	0.51
2:I:214:GLU:HB3	2:I:322:ARG:NH1	2.23	0.51
2:K:197:ARG:HH12	2:K:279:PRO:HA	1.76	0.51
2:K:284:ARG:HG3	2:K:364:LYS:HE3	1.93	0.51
2:M:25:ASP:O	2:M:29:VAL:HG13	2.11	0.51
2:N:18:ARG:NH2	2:N:21:ASN:OD1	2.44	0.51
1:Z:7:HIS:HA	1:Z:46:GLY:O	2.11	0.51
2:D:90:THR:O	2:D:94:VAL:HG23	2.10	0.51
2:D:349:ILE:HA	2:D:365:LEU:HD11	1.93	0.51
2:H:198:GLY:HA2	2:H:328:ASP:HA	1.93	0.51
2:J:444:LEU:O	2:J:448:GLU:HG3	2.11	0.51
2:K:69:MET:HA	2:K:72:GLN:HG2	1.93	0.51
2:K:194:GLN:O	2:K:371:LYS:NZ	2.41	0.51
2:L:303:GLU:N	2:L:303:GLU:OE1	2.43	0.51
2:L:441:LYS:HD3	2:L:445:ARG:NE	2.26	0.51
2:N:114:MET:HB3	2:N:118:ARG:NH1	2.26	0.51
2:B:107:VAL:HG22	2:B:515:ILE:HG23	1.92	0.51
2:D:210:THR:O	2:D:210:THR:HG22	2.10	0.51
2:D:224:ASP:HB2	2:D:302:SER:HB2	1.93	0.51
2:H:36:ARG:HH22	2:N:117:LYS:NZ	2.09	0.51
2:N:73:MET:SD	2:N:74:VAL:HG13	2.51	0.51
1:P:8:ASP:HB2	1:P:88:GLU:HB2	1.93	0.51
1:W:53:GLU:HG2	1:W:54:VAL:N	2.24	0.51
2:A:131:LEU:HB2	2:A:501:ARG:HH12	1.76	0.50
2:A:308:GLU:HG3	2:A:311:LYS:HB3	1.93	0.50
2:D:6:VAL:HG22	2:D:521:VAL:HG23	1.94	0.50
2:E:124:VAL:HG21	2:E:508:ALA:HB2	1.94	0.50
2:F:197:ARG:N	2:F:328:ASP:O	2.44	0.50
2:H:128:VAL:HG12	2:H:132:LYS:NZ	2.26	0.50
2:I:71:ALA:O	2:I:75:LYS:HG3	2.12	0.50
2:J:479:ASN:O	2:J:483:GLU:N	2.44	0.50
2:L:8:PHE:CD2	2:M:29:VAL:HG11	2.46	0.50
1:V:3:ILE:HD11	1:V:78:ILE:HG12	1.93	0.50
1:X:95:VAL:HG12	1:Y:3:ILE:HD12	1.93	0.50
2:A:431:GLY:N	2:A:437:ASN:OD1	2.44	0.50
2:D:37:ASN:OD1	2:D:51:LYS:HB2	2.11	0.50
2:D:179:ASP:OD2	2:D:382:GLY:HA2	2.11	0.50

*Continued on next page...*

*Continued from previous page...*

Atom-1	Atom-2	Interatomic distance (Å)	Clash overlap (Å)
2:D:479:ASN:OD1	2:D:482:THR:N	2.27	0.50
2:E:180:GLY:N	2:E:381:VAL:O	2.43	0.50
2:E:230:ILE:HG13	2:E:310:GLU:HG3	1.91	0.50
2:F:64:ASP:HB3	2:F:67:GLU:HB2	1.92	0.50
2:F:496:PRO:O	2:F:499:VAL:HG22	2.11	0.50
2:H:124:VAL:HG13	2:H:504:LEU:HG	1.91	0.50
2:J:264:VAL:CG1	1:X:27:LEU:HD23	2.33	0.50
2:J:461:GLU:OE2	2:J:465:VAL:HG23	2.11	0.50
2:L:358:SER:HA	2:L:362:ARG:CZ	2.36	0.50
2:L:518:GLU:HB2	2:M:36:ARG:HD2	1.93	0.50
2:N:325:ILE:HG13	2:N:330:THR:HG23	1.93	0.50
1:O:94:ILE:HD11	1:P:4:ARG:CZ	2.40	0.50
1:Q:43:VAL:HG21	1:Q:59:VAL:HG21	1.93	0.50
1:1:49:LEU:HD12	1:1:50:GLU:O	2.11	0.50
2:B:468:THR:HG1	2:B:485:TYR:HH	1.57	0.50
2:C:403:THR:OG1	2:C:404:ARG:NH1	2.44	0.50
2:E:177:VAL:HG23	2:E:379:ILE:HB	1.92	0.50
2:J:131:LEU:HB2	2:J:501:ARG:HH12	1.76	0.50
2:L:3:ALA:HA	2:M:63:GLU:OE2	2.12	0.50
1:O:3:ILE:HG22	1:O:4:ARG:HE	1.76	0.50
1:1:48:ILE:HA	1:1:54:VAL:HG12	1.92	0.50
2:A:178:GLU:HB2	2:A:181:THR:HG21	1.92	0.50
2:B:511:ALA:O	2:B:515:ILE:HG12	2.10	0.50
2:F:2:ALA:HB1	2:F:523:ASP:HB2	1.92	0.50
2:F:131:LEU:HB2	2:F:501:ARG:HH12	1.76	0.50
2:H:479:ASN:O	2:H:483:GLU:CA	2.59	0.50
2:M:216:GLU:OE1	2:M:216:GLU:N	2.45	0.50
2:M:223:ALA:HB3	2:M:251:ALA:HB2	1.92	0.50
2:N:194:GLN:O	2:N:371:LYS:NZ	2.41	0.50
2:N:448:GLU:O	2:N:452:ARG:HG3	2.11	0.50
2:N:475:ASN:HB2	2:N:487:ASN:ND2	2.26	0.50
1:T:40:VAL:HG13	1:T:61:VAL:HA	1.93	0.50
1:2:66:ILE:HD11	1:V:76:GLU:HG2	1.92	0.50
1:2:73:VAL:HG13	1:2:86:MET:HB3	1.92	0.50
2:B:287:ALA:O	2:B:290:GLN:HG2	2.12	0.50
2:E:179:ASP:HB3	2:E:381:VAL:O	2.11	0.50
2:J:185:ASP:HA	2:J:380:LYS:O	2.11	0.50
2:J:219:PHE:O	2:J:247:LEU:HG	2.11	0.50
2:K:13:ARG:O	2:K:17:LEU:HG	2.11	0.50
2:K:15:LYS:O	2:K:18:ARG:HG3	2.11	0.50
2:L:186:GLU:HB3	2:L:380:LYS:HB2	1.93	0.50

*Continued on next page...*

*Continued from previous page...*

Atom-1	Atom-2	Interatomic distance (Å)	Clash overlap (Å)
2:M:430:ARG:NH1	2:M:431:GLY:O	2.44	0.50
2:A:229:ASN:OD1	2:A:231:ARG:NH1	2.42	0.50
2:A:488:MET:HA	2:A:491:MET:HG2	1.94	0.50
2:B:346:VAL:HA	2:B:349:ILE:HG22	1.94	0.50
2:D:111:MET:SD	2:D:435:ASP:HB3	2.51	0.50
2:D:214:GLU:HG2	2:D:324:VAL:HG22	1.91	0.50
2:G:71:ALA:HA	2:G:74:VAL:HG12	1.93	0.50
2:G:348:GLN:O	2:G:352:GLN:HG3	2.11	0.50
2:H:468:THR:HG1	2:H:485:TYR:HH	1.51	0.50
2:J:34:LYS:HD2	2:J:458:CYS:HA	1.94	0.50
2:K:194:GLN:HB2	2:K:331:THR:HG23	1.94	0.50
2:K:361:ASP:O	2:K:365:LEU:HG	2.12	0.50
1:Y:13:LYS:HG3	1:Y:41:LEU:HD21	1.92	0.50
2:B:56:VAL:O	2:B:60:ILE:HG12	2.12	0.50
2:D:147:VAL:HG22	2:D:494:LEU:HB2	1.93	0.50
2:E:199:TYR:HB2	2:E:204:PHE:CD2	2.47	0.50
2:G:294:THR:HB	2:G:345:ARG:HG3	1.92	0.50
2:H:63:GLU:HB2	2:N:3:ALA:HA	1.94	0.50
2:H:197:ARG:N	2:H:328:ASP:O	2.44	0.50
2:H:429:LEU:O	2:H:441:LYS:NZ	2.45	0.50
2:H:443:ALA:O	2:H:447:MET:HG3	2.11	0.50
2:I:227:ILE:HB	2:I:254:VAL:HA	1.94	0.50
2:I:498:LYS:HG3	2:I:501:ARG:NH2	2.26	0.50
2:L:226:LYS:HB3	2:L:253:ASP:HB3	1.94	0.50
1:P:47:ARG:HB3	1:P:55:LYS:HZ1	1.76	0.50
1:S:95:VAL:HA	1:T:3:ILE:HG13	1.93	0.50
2:C:278:ALA:HB3	2:C:285:ARG:NH1	2.26	0.50
2:H:54:VAL:HG21	2:H:82:ASN:HB2	1.93	0.50
2:H:196:ASP:OD1	2:H:196:ASP:N	2.44	0.50
2:H:421:ARG:NH1	2:H:473:ASP:HA	2.27	0.50
2:J:31:LEU:HD21	2:J:454:ILE:HG12	1.93	0.50
2:K:127:ALA:HB2	2:K:426:LEU:HD11	1.93	0.50
2:K:291:ASP:HB3	2:K:345:ARG:HE	1.77	0.50
2:K:349:ILE:HD11	2:K:365:LEU:HD22	1.92	0.50
2:L:441:LYS:NZ	2:L:445:ARG:HD2	2.26	0.50
1:Z:36:THR:HB	1:Z:67:PHE:O	2.11	0.50
2:A:234:LEU:HD13	1:O:23:GLY:H	1.77	0.50
2:C:429:LEU:HG	2:C:440:ILE:HD13	1.93	0.50
2:D:449:ALA:HA	2:D:452:ARG:HG2	1.93	0.50
2:L:285:ARG:O	2:L:289:LEU:HG	2.12	0.50
2:A:201:SER:HB3	2:A:204:PHE:CE2	2.47	0.49

*Continued on next page...*



*Continued from previous page...*

Atom-1	Atom-2	Interatomic distance (Å)	Clash overlap (Å)
2:C:37:ASN:OD1	2:C:38:VAL:N	2.45	0.49
2:E:444:LEU:O	2:E:447:MET:HG3	2.11	0.49
2:G:23:LEU:HD11	2:G:60:ILE:HG13	1.94	0.49
2:H:107:VAL:HA	2:H:111:MET:H	1.76	0.49
2:H:231:ARG:CG	2:H:255:GLU:OE1	2.59	0.49
2:K:270:ILE:HG12	1:Y:24:GLY:O	2.11	0.49
2:L:313:THR:H	2:L:316:ASP:HB2	1.76	0.49
1:Q:69:ASP:OD1	1:Q:69:ASP:N	2.45	0.49
1:X:4:ARG:NH2	1:X:45:ASN:HA	2.27	0.49
1:Y:47:ARG:H	1:Y:55:LYS:HE3	1.77	0.49
2:A:307:MET:HG3	2:A:308:GLU:N	2.28	0.49
2:B:197:ARG:HH21	2:B:277:LYS:HB3	1.77	0.49
2:E:210:THR:HG22	2:E:210:THR:O	2.12	0.49
2:G:253:ASP:HA	2:G:277:LYS:HZ2	1.77	0.49
2:H:23:LEU:HD11	2:H:74:VAL:HG21	1.93	0.49
2:J:7:LYS:HG3	2:J:8:PHE:H	1.77	0.49
2:J:80:LYS:NZ	2:K:384:ALA:O	2.45	0.49
2:M:248:LEU:HD12	2:M:274:ALA:O	2.11	0.49
2:N:214:GLU:OE2	2:N:322:ARG:NH1	2.45	0.49
2:N:381:VAL:HG11	2:N:392:LYS:HG2	1.93	0.49
1:Q:45:ASN:OD1	1:Q:46:GLY:N	2.44	0.49
2:B:187:LEU:HG	2:B:379:ILE:HG12	1.94	0.49
2:C:210:THR:O	2:C:210:THR:HG22	2.11	0.49
2:D:114:MET:HE3	2:E:35:GLY:O	2.13	0.49
2:D:325:ILE:HG13	2:D:330:THR:HG23	1.93	0.49
2:D:354:GLU:HA	2:D:362:ARG:HH12	1.76	0.49
2:F:222:LEU:HB2	2:F:301:ILE:HB	1.92	0.49
2:G:114:MET:SD	2:G:117:LYS:HE3	2.53	0.49
2:K:24:ALA:HB2	2:K:97:GLN:OE1	2.12	0.49
2:K:210:THR:O	2:K:210:THR:HG22	2.12	0.49
2:K:360:TYR:HA	2:K:363:GLU:OE2	2.13	0.49
2:M:12:ALA:HA	2:M:15:LYS:HZ3	1.78	0.49
2:M:284:ARG:NH1	2:M:360:TYR:OH	2.44	0.49
2:M:436:GLN:N	2:M:436:GLN:OE1	2.45	0.49
2:N:136:VAL:N	2:N:411:VAL:O	2.43	0.49
1:U:66:ILE:HG22	1:U:92:LEU:HD12	1.93	0.49
1:Z:67:PHE:HE1	1:Z:69:ASP:HB3	1.77	0.49
2:B:125:THR:O	2:B:129:GLU:HG2	2.12	0.49
2:D:472:GLY:HA3	2:D:476:TYR:CD2	2.48	0.49
2:E:31:LEU:HD13	2:E:457:ASN:ND2	2.28	0.49
2:G:214:GLU:HG2	2:G:324:VAL:HG22	1.94	0.49

*Continued on next page...*

*Continued from previous page...*

Atom-1	Atom-2	Interatomic distance (Å)	Clash overlap (Å)
2:H:146:GLN:O	2:H:150:ILE:HG12	2.12	0.49
2:M:137:PRO:HA	2:M:410:GLY:HA3	1.93	0.49
2:M:217:SER:HA	2:M:320:ALA:O	2.12	0.49
2:N:361:ASP:OD1	2:N:362:ARG:N	2.45	0.49
1:Q:12:VAL:HG13	1:Q:84:LEU:HB2	1.93	0.49
1:X:14:ARG:NH1	1:X:35:SER:HB2	2.28	0.49
1:1:4:ARG:HG2	1:1:43:VAL:O	2.13	0.49
1:1:15:LYS:HD3	1:1:37:ARG:HB2	1.94	0.49
2:C:9:GLY:N	2:C:518:GLU:O	2.44	0.49
2:E:225:LYS:HG3	2:E:226:LYS:N	2.28	0.49
2:F:305:ILE:HG22	2:F:306:GLY:H	1.77	0.49
2:I:194:GLN:O	2:I:371:LYS:NZ	2.31	0.49
2:I:233:MET:HB3	2:I:309:LEU:HD11	1.93	0.49
2:J:264:VAL:CB	1:X:27:LEU:HD21	2.43	0.49
2:K:219:PHE:CE2	2:K:245:LYS:HD2	2.48	0.49
2:A:103:GLY:O	2:A:107:VAL:HG12	2.13	0.49
2:B:478:TYR:HB2	2:B:485:TYR:CE1	2.47	0.49
2:C:198:GLY:HA2	2:C:326:ASN:O	2.13	0.49
2:D:78:ALA:O	2:D:82:ASN:ND2	2.45	0.49
2:D:219:PHE:HD2	2:D:240:VAL:HG22	1.77	0.49
2:E:66:PHE:HA	2:E:69:MET:HG3	1.94	0.49
2:E:513:LEU:HD13	2:F:387:VAL:HG23	1.94	0.49
2:F:305:ILE:HG22	2:F:306:GLY:N	2.27	0.49
2:H:73:MET:HB3	2:I:47:PRO:HD2	1.95	0.49
2:I:210:THR:O	2:I:210:THR:HG22	2.12	0.49
2:I:284:ARG:O	2:I:288:MET:HG3	2.12	0.49
2:J:204:PHE:CE1	2:J:263:VAL:HG22	2.47	0.49
2:J:240:VAL:O	2:J:244:GLY:N	2.40	0.49
2:L:157:THR:O	2:L:160:LYS:HG3	2.13	0.49
1:O:17:VAL:O	1:O:17:VAL:HG13	2.11	0.49
1:P:37:ARG:HA	1:P:65:VAL:O	2.12	0.49
2:B:28:LYS:HD2	2:B:453:GLN:HG2	1.93	0.49
2:B:33:PRO:O	2:B:36:ARG:NH2	2.45	0.49
2:B:52:ASP:HB3	2:B:55:SER:HB2	1.95	0.49
2:D:28:LYS:HD2	2:D:90:THR:HG23	1.95	0.49
2:E:157:THR:O	2:E:160:LYS:HG3	2.12	0.49
2:E:417:VAL:O	2:E:421:ARG:HG2	2.13	0.49
2:F:400:LEU:O	2:F:404:ARG:NH1	2.45	0.49
2:G:218:PRO:HG2	2:G:220:ILE:HD11	1.94	0.49
2:G:479:ASN:HB2	2:G:491:MET:SD	2.51	0.49
2:H:128:VAL:HG12	2:H:132:LYS:HZ2	1.78	0.49

*Continued on next page...*

*Continued from previous page...*

Atom-1	Atom-2	Interatomic distance (Å)	Clash overlap (Å)
2:H:515:ILE:HG13	2:H:516:THR:HG23	1.94	0.49
2:K:321:LYS:HB2	2:K:334:ASP:HB3	1.95	0.49
2:L:353:ILE:O	2:L:362:ARG:HD2	2.13	0.49
2:M:308:GLU:HG3	2:M:310:GLU:N	2.27	0.49
1:O:49:LEU:H	1:O:49:LEU:HD23	1.78	0.49
2:A:280:GLY:HA3	2:A:284:ARG:NH2	2.28	0.49
2:A:355:GLU:N	2:A:362:ARG:HH21	2.06	0.49
2:B:28:LYS:HA	2:B:94:VAL:HG12	1.94	0.49
2:D:130:GLU:HG3	2:D:426:LEU:HD21	1.94	0.49
2:D:285:ARG:O	2:D:289:LEU:HG	2.13	0.49
2:E:308:GLU:HG2	2:E:310:GLU:H	1.77	0.49
2:E:472:GLY:HA3	2:E:476:TYR:CD2	2.47	0.49
2:F:265:ASN:O	2:F:270:ILE:N	2.46	0.49
2:J:14:VAL:HA	2:J:17:LEU:HD12	1.94	0.49
2:J:469:VAL:HG22	2:J:485:TYR:HE1	1.77	0.49
2:K:102:GLU:HG2	2:K:442:VAL:HG13	1.94	0.49
2:L:343:GLN:HA	2:L:346:VAL:HB	1.93	0.49
2:M:520:MET:SD	2:N:39:VAL:HB	2.53	0.49
1:Q:92:LEU:HA	1:R:6:LEU:HB3	1.93	0.49
2:A:261:THR:HA	2:A:264:VAL:HG22	1.95	0.49
2:B:6:VAL:HA	2:B:520:MET:O	2.11	0.49
2:C:383:ALA:HB2	2:C:392:LYS:HZ1	1.77	0.49
2:E:263:VAL:O	2:E:267:MET:HG3	2.13	0.49
2:G:234:LEU:N	2:G:235:PRO:HD2	2.28	0.49
2:L:135:SER:HA	2:L:412:VAL:HG22	1.95	0.49
2:L:215:LEU:HD22	2:L:246:PRO:HB2	1.95	0.49
1:U:3:ILE:HG21	1:U:11:ILE:HD13	1.94	0.49
1:2:68:ASN:HD21	1:2:90:ASP:HB3	1.78	0.49
2:C:281:PHE:HB3	2:C:284:ARG:HD2	1.95	0.49
2:E:200:LEU:H	2:E:204:PHE:HD2	1.60	0.49
2:E:288:MET:O	2:E:292:ILE:HG13	2.13	0.49
2:G:479:ASN:OD1	2:G:481:ALA:N	2.46	0.49
2:I:156:GLU:O	2:I:160:LYS:HG3	2.13	0.49
2:J:174:VAL:HG13	2:J:376:VAL:HG23	1.94	0.49
2:J:479:ASN:O	2:J:483:GLU:HA	2.12	0.49
2:M:440:ILE:O	2:M:444:LEU:HG	2.13	0.49
2:N:24:ALA:O	2:N:28:LYS:HG2	2.13	0.49
2:A:222:LEU:HD23	2:A:289:LEU:HD22	1.94	0.48
2:A:264:VAL:O	2:A:267:MET:HG2	2.12	0.48
2:E:80:LYS:HZ1	2:F:386:GLU:HG3	1.78	0.48
2:E:214:GLU:HB2	2:E:322:ARG:HH22	1.78	0.48

*Continued on next page...*

*Continued from previous page...*

Atom-1	Atom-2	Interatomic distance (Å)	Clash overlap (Å)
2:F:138:CYS:HB2	2:F:411:VAL:HG22	1.95	0.48
2:J:213:VAL:HB	2:J:325:ILE:HB	1.94	0.48
2:J:293:ALA:O	2:J:298:GLY:N	2.42	0.48
2:K:114:MET:HG2	2:K:118:ARG:NH2	2.28	0.48
2:M:227:ILE:HD13	2:M:254:VAL:HG22	1.95	0.48
1:R:7:HIS:HB3	1:R:47:ARG:HH11	1.78	0.48
2:A:280:GLY:HA3	2:A:284:ARG:CZ	2.43	0.48
2:B:381:VAL:HG21	2:B:392:LYS:HG2	1.95	0.48
2:C:111:MET:HE1	2:C:438:VAL:HB	1.94	0.48
2:C:419:LEU:O	2:C:447:MET:HE1	2.12	0.48
2:D:31:LEU:HD22	2:D:90:THR:HB	1.95	0.48
2:E:214:GLU:HB2	2:E:322:ARG:NH1	2.28	0.48
2:E:411:VAL:HA	2:E:496:PRO:HA	1.95	0.48
2:F:15:LYS:HG3	2:F:66:PHE:HD2	1.77	0.48
2:F:131:LEU:HB2	2:F:501:ARG:NH1	2.28	0.48
2:F:400:LEU:O	2:F:403:THR:OG1	2.27	0.48
2:H:350:ARG:HA	2:H:353:ILE:HD12	1.95	0.48
2:H:451:LEU:HD13	2:H:454:ILE:HD12	1.95	0.48
2:J:219:PHE:CE1	2:J:245:LYS:HD3	2.48	0.48
2:K:238:GLU:HG2	2:K:242:LYS:HD3	1.94	0.48
2:L:193:MET:HB2	2:L:332:ILE:HD12	1.95	0.48
2:L:472:GLY:HA3	2:L:476:TYR:CD2	2.48	0.48
2:M:17:LEU:HG	2:M:21:ASN:HD21	1.78	0.48
2:M:146:GLN:HE22	2:M:494:LEU:H	1.61	0.48
2:N:321:LYS:HD3	2:N:334:ASP:HB3	1.93	0.48
1:W:13:LYS:NZ	1:W:82:GLU:O	2.32	0.48
2:A:325:ILE:HG13	2:A:330:THR:HG23	1.94	0.48
2:C:213:VAL:HB	2:C:325:ILE:HB	1.95	0.48
2:E:69:MET:O	2:E:73:MET:HG2	2.14	0.48
2:G:74:VAL:O	2:G:77:VAL:HG22	2.13	0.48
2:G:188:ASP:HB2	2:G:378:VAL:HB	1.94	0.48
2:G:511:ALA:HA	2:G:514:MET:HG3	1.95	0.48
2:M:200:LEU:HD23	2:M:259:LEU:HD11	1.94	0.48
2:N:386:GLU:HG2	2:N:390:LYS:HE2	1.94	0.48
2:N:418:ALA:O	2:N:421:ARG:HB2	2.13	0.48
1:S:48:ILE:HG13	1:S:52:GLY:H	1.78	0.48
1:W:15:LYS:HG3	1:W:38:GLY:HA2	1.94	0.48
1:W:75:SER:HA	1:W:84:LEU:HA	1.94	0.48
2:C:270:ILE:HG22	2:C:271:VAL:HG23	1.95	0.48
2:D:263:VAL:HG13	2:D:267:MET:HE2	1.95	0.48
2:E:113:PRO:HA	2:E:116:LEU:HD12	1.94	0.48

*Continued on next page...*

*Continued from previous page...*

Atom-1	Atom-2	Interatomic distance (Å)	Clash overlap (Å)
2:G:217:SER:HA	2:G:320:ALA:O	2.14	0.48
2:G:236:VAL:HG13	2:G:314:LEU:HD12	1.95	0.48
2:I:226:LYS:NZ	2:I:252:GLU:OE2	2.46	0.48
2:I:226:LYS:HA	2:I:253:ASP:H	1.78	0.48
2:I:280:GLY:O	2:I:285:ARG:NH2	2.47	0.48
2:L:102:GLU:HG3	2:L:442:VAL:HG13	1.95	0.48
2:N:479:ASN:O	2:N:483:GLU:N	2.47	0.48
1:O:13:LYS:HE3	1:O:39:GLU:HB2	1.95	0.48
1:Y:7:HIS:HA	1:Y:45:ASN:N	2.20	0.48
2:D:488:MET:SD	2:D:493:ILE:HD12	2.53	0.48
2:H:216:GLU:OE2	2:H:322:ARG:NH1	2.47	0.48
2:I:131:LEU:HB3	2:I:497:THR:HG23	1.96	0.48
2:J:128:VAL:HG13	2:J:501:ARG:HH11	1.78	0.48
2:K:429:LEU:O	2:K:430:ARG:NH1	2.38	0.48
1:S:12:VAL:HG13	1:S:40:VAL:H	1.78	0.48
1:S:60:LYS:N	1:S:63:ASP:OD2	2.39	0.48
1:2:45:ASN:OD1	1:2:46:GLY:N	2.47	0.48
2:B:479:ASN:HB2	2:B:491:MET:SD	2.54	0.48
2:E:262:LEU:O	2:E:266:THR:HG23	2.13	0.48
2:E:325:ILE:HG13	2:E:330:THR:HG23	1.96	0.48
2:H:306:GLY:HA3	2:I:264:VAL:HG21	1.95	0.48
2:J:194:GLN:NE2	2:J:329:THR:HG23	2.28	0.48
2:J:518:GLU:CB	2:K:36:ARG:HG2	2.42	0.48
2:L:41:ASP:OD1	2:L:41:ASP:N	2.46	0.48
2:L:501:ARG:O	2:L:504:LEU:HG	2.14	0.48
2:M:61:GLU:HB2	2:M:68:ASN:OD1	2.13	0.48
2:N:282:GLY:HA2	2:N:285:ARG:HG2	1.96	0.48
1:R:45:ASN:OD1	1:R:46:GLY:N	2.46	0.48
1:W:67:PHE:HB2	1:W:86:MET:SD	2.53	0.48
2:B:262:LEU:HD11	2:B:273:VAL:HG11	1.94	0.48
2:D:39:VAL:HG12	2:D:47:PRO:HB2	1.96	0.48
2:F:57:ALA:O	2:F:75:LYS:HE2	2.13	0.48
2:F:164:GLU:HB3	2:F:168:LYS:NZ	2.28	0.48
2:H:412:VAL:HG13	2:H:497:THR:OG1	2.14	0.48
2:I:346:VAL:O	2:I:350:ARG:HG2	2.14	0.48
2:J:510:VAL:HG12	2:K:385:THR:HG21	1.94	0.48
2:J:511:ALA:HA	2:J:514:MET:HG3	1.96	0.48
2:L:221:LEU:HG	2:L:249:ILE:HA	1.95	0.48
2:L:441:LYS:HZ2	2:L:445:ARG:NH1	2.12	0.48
2:N:153:ASN:HB3	2:N:395:ARG:HH11	1.78	0.48
2:N:215:LEU:O	2:N:322:ARG:HA	2.13	0.48

*Continued on next page...*

*Continued from previous page...*

Atom-1	Atom-2	Interatomic distance (Å)	Clash overlap (Å)
1:P:60:LYS:HD2	1:P:61:VAL:N	2.06	0.48
1:R:13:LYS:NZ	1:R:16:GLU:OE1	2.39	0.48
1:S:67:PHE:HA	1:S:92:LEU:HD13	1.94	0.48
1:Y:48:ILE:HG22	1:Y:48:ILE:O	2.12	0.48
2:A:113:PRO:HB2	2:A:516:THR:HG22	1.95	0.48
2:B:82:ASN:O	2:B:86:GLY:N	2.46	0.48
2:E:340:ALA:O	2:E:343:GLN:NE2	2.46	0.48
2:G:216:GLU:OE1	2:G:322:ARG:NH1	2.42	0.48
2:H:452:ARG:HG3	2:H:453:GLN:HE21	1.78	0.48
2:I:223:ALA:HB3	2:I:251:ALA:HA	1.96	0.48
2:J:479:ASN:O	2:J:483:GLU:CA	2.61	0.48
2:L:467:ASN:HA	2:L:470:LYS:HE3	1.95	0.48
2:M:282:GLY:HA2	2:M:285:ARG:NE	2.29	0.48
2:M:321:LYS:HZ3	2:M:336:VAL:HG22	1.78	0.48
2:N:27:VAL:HG11	2:N:90:THR:CG2	2.36	0.48
1:W:77:LYS:NZ	1:W:82:GLU:OE1	2.46	0.48
2:A:220:ILE:HD11	2:A:250:ILE:HD11	1.94	0.48
2:A:305:ILE:HD11	2:A:307:MET:HE1	1.95	0.48
2:B:355:GLU:H	2:B:362:ARG:HE	1.60	0.48
2:C:15:LYS:O	2:C:67:GLU:HG2	2.13	0.48
2:D:355:GLU:HG3	2:D:357:THR:H	1.78	0.48
2:F:221:LEU:HG	2:F:317:LEU:HD22	1.96	0.48
2:G:150:ILE:HD13	2:G:493:ILE:HA	1.96	0.48
2:H:132:LYS:HG2	2:H:501:ARG:NH2	2.29	0.48
2:I:7:LYS:HZ1	2:I:522:THR:HG22	1.79	0.48
2:J:194:GLN:HA	2:J:330:THR:O	2.14	0.48
2:J:301:ILE:HD11	2:J:316:ASP:HB3	1.96	0.48
2:K:135:SER:HA	2:K:497:THR:HG21	1.95	0.48
2:M:422:VAL:HG12	2:M:425:LYS:HE3	1.95	0.48
1:R:95:VAL:HA	1:S:3:ILE:HG22	1.96	0.48
1:2:26:VAL:HA	2:N:268:ARG:HH21	1.79	0.48
2:C:37:ASN:OD1	2:C:50:THR:N	2.47	0.48
2:C:116:LEU:O	2:C:120:ILE:HG12	2.14	0.48
2:D:11:ASP:O	2:D:15:LYS:NZ	2.33	0.48
2:G:254:VAL:H	2:G:277:LYS:HZ2	1.62	0.48
2:I:227:ILE:N	2:I:253:ASP:O	2.32	0.48
2:K:10:ASN:HA	2:K:13:ARG:HB2	1.94	0.48
2:L:350:ARG:HB3	2:L:353:ILE:HD12	1.95	0.48
2:L:472:GLY:HA3	2:L:476:TYR:HD2	1.79	0.48
2:M:256:GLY:HA2	2:M:259:LEU:HD12	1.96	0.48
2:M:346:VAL:O	2:M:350:ARG:HG2	2.14	0.48

*Continued on next page...*

*Continued from previous page...*

Atom-1	Atom-2	Interatomic distance (Å)	Clash overlap (Å)
2:M:383:ALA:HB3	2:M:389:MET:SD	2.54	0.48
2:N:326:ASN:ND2	2:N:329:THR:OG1	2.37	0.48
1:1:6:LEU:HB3	1:1:7:HIS:ND1	2.29	0.47
2:D:222:LEU:HB2	2:D:301:ILE:HB	1.95	0.47
2:E:81:ALA:O	2:E:85:ALA:N	2.40	0.47
2:E:237:LEU:HG	2:E:271:VAL:HG11	1.96	0.47
2:H:338:GLU:HG2	2:H:341:ALA:H	1.79	0.47
2:J:349:ILE:HD12	2:J:352:GLN:HB2	1.97	0.47
2:K:362:ARG:HA	2:K:365:LEU:HD12	1.96	0.47
2:K:519:CYS:HB3	2:L:38:VAL:HG13	1.95	0.47
2:L:71:ALA:HA	2:L:74:VAL:HG22	1.96	0.47
2:N:217:SER:HA	2:N:320:ALA:O	2.14	0.47
2:B:58:ARG:HH22	2:B:79:SER:HB2	1.78	0.47
2:B:113:PRO:HA	2:B:116:LEU:HD12	1.96	0.47
2:C:95:LEU:O	2:C:99:ILE:HG12	2.15	0.47
2:E:219:PHE:CZ	2:E:319:GLN:HG2	2.50	0.47
2:E:411:VAL:HG12	2:E:496:PRO:HA	1.96	0.47
2:F:168:LYS:HD2	2:F:189:VAL:HG21	1.96	0.47
2:F:511:ALA:HA	2:F:514:MET:HG3	1.96	0.47
2:G:66:PHE:O	2:G:69:MET:HG3	2.14	0.47
2:I:348:GLN:O	2:I:352:GLN:HG3	2.14	0.47
2:J:224:ASP:OD2	2:J:303:GLU:N	2.47	0.47
1:X:14:ARG:HH11	1:X:35:SER:HB2	1.79	0.47
2:C:57:ALA:HA	2:C:60:ILE:HG12	1.96	0.47
2:C:392:LYS:HG2	2:C:395:ARG:NH2	2.30	0.47
2:D:466:ALA:HB1	2:D:470:LYS:NZ	2.29	0.47
2:E:103:GLY:O	2:E:107:VAL:HG23	2.15	0.47
2:E:199:TYR:OH	2:E:211:GLY:O	2.27	0.47
2:F:224:ASP:N	2:F:303:GLU:OE1	2.48	0.47
2:G:57:ALA:O	2:G:75:LYS:HE2	2.14	0.47
2:H:196:ASP:O	2:H:197:ARG:NH1	2.47	0.47
2:H:349:ILE:O	2:H:353:ILE:HG13	2.15	0.47
2:J:99:ILE:HG21	2:J:511:ALA:HB1	1.95	0.47
2:M:359:ASP:OD1	2:M:359:ASP:N	2.45	0.47
2:N:65:LYS:HZ1	2:N:525:PRO:HD3	1.79	0.47
2:N:231:ARG:HD2	2:N:233:MET:H	1.79	0.47
1:P:5:PRO:HB2	1:P:9:ARG:HB2	1.96	0.47
1:Q:16:GLU:OE2	1:Q:37:ARG:HG2	2.13	0.47
2:A:94:VAL:HG21	2:A:453:GLN:HB2	1.95	0.47
2:C:193:MET:SD	2:C:371:LYS:HD3	2.54	0.47
2:C:411:VAL:HG12	2:C:496:PRO:HA	1.96	0.47

*Continued on next page...*

*Continued from previous page...*

Atom-1	Atom-2	Interatomic distance (Å)	Clash overlap (Å)
2:E:175:ILE:HD12	2:E:376:VAL:HG13	1.94	0.47
2:F:441:LYS:O	2:F:444:LEU:HG	2.14	0.47
2:J:41:ASP:N	2:J:41:ASP:OD1	2.47	0.47
2:J:267:MET:O	2:J:269:GLY:N	2.48	0.47
2:M:496:PRO:HG2	2:M:499:VAL:HG22	1.96	0.47
1:R:12:VAL:HG12	1:R:40:VAL:HG13	1.95	0.47
1:R:15:LYS:HB3	1:R:17:VAL:HG13	1.95	0.47
1:1:11:ILE:HA	1:1:84:LEU:O	2.15	0.47
1:1:14:ARG:HD2	1:1:84:LEU:HD13	1.96	0.47
1:2:40:VAL:CG1	1:2:61:VAL:HG23	2.45	0.47
2:A:97:GLN:HA	2:A:100:ILE:HG12	1.95	0.47
2:A:368:ARG:O	2:A:372:LEU:HG	2.14	0.47
2:B:447:MET:O	2:B:450:PRO:HD2	2.14	0.47
2:D:400:LEU:O	2:D:403:THR:OG1	2.27	0.47
2:E:193:MET:HE1	2:E:292:ILE:HG23	1.97	0.47
2:J:82:ASN:HA	2:J:86:GLY:HA2	1.97	0.47
2:J:282:GLY:HA2	2:J:285:ARG:NH2	2.24	0.47
2:J:388:GLU:HG2	2:J:392:LYS:HE2	1.96	0.47
2:L:519:CYS:SG	2:L:520:MET:N	2.87	0.47
2:N:432:GLN:N	2:N:436:GLN:OE1	2.29	0.47
1:Q:73:VAL:HG23	1:Q:86:MET:HB3	1.97	0.47
1:U:14:ARG:NH2	1:U:82:GLU:HB2	2.28	0.47
1:W:86:MET:HE3	1:W:90:ASP:HB2	1.97	0.47
2:A:102:GLU:HA	2:A:105:LYS:HE3	1.96	0.47
2:C:101:THR:O	2:C:104:LEU:HG	2.15	0.47
2:E:65:LYS:NZ	2:E:523:ASP:O	2.34	0.47
2:E:206:ASN:HB3	2:E:208:PRO:HD2	1.96	0.47
2:I:150:ILE:HG21	2:I:493:ILE:HG12	1.96	0.47
2:I:214:GLU:HG3	2:I:324:VAL:HG22	1.97	0.47
2:I:393:LYS:O	2:I:397:GLU:OE1	2.32	0.47
2:J:68:ASN:CG	2:J:72:GLN:HE22	2.17	0.47
2:J:203:TYR:HB2	2:J:263:VAL:HG11	1.96	0.47
2:M:15:LYS:HD2	2:M:66:PHE:CG	2.50	0.47
2:N:140:ASP:OD1	2:N:140:ASP:N	2.47	0.47
2:N:149:THR:HA	2:N:152:ALA:HB3	1.97	0.47
2:N:313:THR:HG23	2:N:316:ASP:H	1.79	0.47
1:R:6:LEU:HD23	1:R:7:HIS:CG	2.50	0.47
2:A:70:GLY:HA2	2:A:73:MET:HG3	1.97	0.47
2:A:165:ALA:HB2	2:A:187:LEU:HD21	1.95	0.47
2:B:218:PRO:HG2	2:B:220:ILE:HD11	1.96	0.47
2:C:33:PRO:HG3	2:C:481:ALA:HB2	1.96	0.47

*Continued on next page...*



*Continued from previous page...*

Atom-1	Atom-2	Interatomic distance (Å)	Clash overlap (Å)
2:C:195:PHE:O	2:C:329:THR:HA	2.15	0.47
2:D:28:LYS:HE2	2:D:93:THR:HG21	1.97	0.47
2:D:193:MET:HG2	2:D:292:ILE:HD13	1.96	0.47
2:E:280:GLY:H	2:E:285:ARG:HD3	1.80	0.47
2:E:359:ASP:OD1	2:E:362:ARG:NH2	2.48	0.47
2:F:7:LYS:HD2	2:F:66:PHE:HZ	1.79	0.47
2:F:40:LEU:HD13	2:F:59:GLU:HG3	1.96	0.47
2:G:54:VAL:O	2:G:58:ARG:HG2	2.15	0.47
2:H:417:VAL:O	2:H:421:ARG:HG2	2.15	0.47
2:I:70:GLY:O	2:I:74:VAL:HG13	2.14	0.47
2:J:164:GLU:O	2:J:168:LYS:HG2	2.15	0.47
2:J:467:ASN:HA	2:J:470:LYS:HE3	1.96	0.47
2:K:39:VAL:HA	2:K:48:THR:O	2.14	0.47
2:K:40:LEU:HB2	2:K:48:THR:HB	1.95	0.47
2:K:277:LYS:HD2	2:K:278:ALA:O	2.14	0.47
2:K:393:LYS:O	2:K:396:VAL:HB	2.15	0.47
2:L:361:ASP:HA	2:L:364:LYS:NZ	2.29	0.47
2:M:76:GLU:HG2	2:M:80:LYS:HZ1	1.79	0.47
2:M:219:PHE:O	2:M:247:LEU:HD12	2.14	0.47
2:N:220:ILE:HG22	2:N:248:LEU:H	1.79	0.47
1:P:7:HIS:CE1	1:P:48:ILE:HD12	2.49	0.47
1:V:89:SER:HA	1:W:7:HIS:CE1	2.43	0.47
1:Z:88:GLU:HG3	1:Z:91:ILE:HD11	1.95	0.47
1:1:37:ARG:HG2	1:1:66:ILE:HG13	1.96	0.47
2:A:383:ALA:HB3	2:A:389:MET:HG2	1.96	0.47
2:H:452:ARG:HG3	2:H:453:GLN:NE2	2.30	0.47
2:J:215:LEU:HB2	2:J:323:VAL:CG2	2.45	0.47
2:K:468:THR:OG1	2:K:485:TYR:OH	2.25	0.47
2:L:519:CYS:HB3	2:M:38:VAL:HG22	1.96	0.47
2:M:102:GLU:HB2	2:M:442:VAL:HG13	1.96	0.47
2:N:359:ASP:OD1	2:N:360:TYR:N	2.48	0.47
2:N:413:ALA:HB3	2:N:418:ALA:HB2	1.96	0.47
1:Y:48:ILE:C	1:Y:52:GLY:H	2.18	0.47
2:A:309:LEU:HD12	2:A:310:GLU:HB2	1.96	0.47
2:A:448:GLU:O	2:A:452:ARG:HG3	2.15	0.47
2:C:199:TYR:CZ	2:C:327:LYS:HE3	2.49	0.47
2:D:148:GLY:HA3	2:D:162:ILE:HD11	1.97	0.47
2:D:389:MET:O	2:D:393:LYS:HG2	2.14	0.47
2:E:40:LEU:HD11	2:E:56:VAL:HG22	1.97	0.47
2:G:198:GLY:HA3	2:G:327:LYS:O	2.15	0.47
2:H:129:GLU:CD	2:H:132:LYS:HZ1	2.16	0.47

*Continued on next page...*

*Continued from previous page...*

Atom-1	Atom-2	Interatomic distance (Å)	Clash overlap (Å)
2:I:200:LEU:HB2	2:I:204:PHE:HE2	1.80	0.47
2:K:114:MET:HG2	2:K:118:ARG:HH21	1.79	0.47
2:K:416:GLY:HA2	2:K:419:LEU:HD13	1.97	0.47
1:P:6:LEU:HB3	1:P:7:HIS:CD2	2.50	0.47
1:Q:74:LYS:NZ	1:Q:76:GLU:OE2	2.48	0.47
1:T:92:LEU:HG	1:U:85:ILE:HG21	1.97	0.47
1:U:15:LYS:HB2	1:U:37:ARG:HB2	1.97	0.47
2:A:107:VAL:HG22	2:A:109:ALA:O	2.15	0.47
2:B:205:ILE:HG13	2:B:211:GLY:HA2	1.97	0.47
2:C:71:ALA:HA	2:C:74:VAL:HG22	1.97	0.47
2:C:195:PHE:CD1	2:C:279:PRO:HB3	2.49	0.47
2:C:353:ILE:HG23	2:C:365:LEU:HD21	1.97	0.47
2:E:291:ASP:OD1	2:E:345:ARG:NH2	2.31	0.47
2:F:131:LEU:HD11	2:F:504:LEU:HD21	1.97	0.47
2:F:349:ILE:HD11	2:F:365:LEU:HD22	1.96	0.47
2:G:102:GLU:HG3	2:G:446:ALA:HB2	1.96	0.47
2:I:193:MET:HB3	2:I:332:ILE:HB	1.96	0.47
2:K:261:THR:HA	2:K:264:VAL:HG12	1.96	0.47
2:L:48:THR:HG22	2:L:50:THR:HB	1.97	0.47
2:L:85:ALA:HB1	2:L:499:VAL:HG13	1.96	0.47
2:L:128:VAL:O	2:L:132:LYS:HG2	2.14	0.47
2:M:505:GLN:HE21	2:N:183:LEU:HD11	1.80	0.47
2:N:225:LYS:HE2	2:N:303:GLU:HB2	1.97	0.47
2:N:417:VAL:C	2:N:420:ILE:HG12	2.36	0.47
2:N:510:VAL:HA	2:N:513:LEU:HG	1.96	0.47
1:R:39:GLU:HA	1:R:63:ASP:O	2.15	0.47
1:Y:36:THR:HG22	1:Y:37:ARG:NH1	2.30	0.47
2:A:112:ASN:OD1	2:B:36:ARG:NH1	2.48	0.46
2:B:313:THR:HG23	2:B:316:ASP:H	1.80	0.46
2:C:37:ASN:CG	2:C:49:ILE:HG13	2.36	0.46
2:D:429:LEU:O	2:D:430:ARG:NH1	2.45	0.46
2:F:197:ARG:HD3	2:F:197:ARG:HA	1.75	0.46
2:H:36:ARG:NH2	2:N:113:PRO:HB2	2.30	0.46
2:H:227:ILE:HB	2:H:251:ALA:HB1	1.97	0.46
2:H:417:VAL:O	2:H:420:ILE:HG22	2.15	0.46
2:M:267:MET:SD	2:M:268:ARG:HG2	2.55	0.46
2:N:254:VAL:HG12	2:N:259:LEU:HG	1.97	0.46
2:N:323:VAL:HG12	2:N:332:ILE:HA	1.97	0.46
1:V:13:LYS:HE3	1:V:41:LEU:HD21	1.97	0.46
1:Z:76:GLU:OE1	1:Z:78:ILE:HG23	2.15	0.46
2:B:99:ILE:HD11	2:B:507:ALA:HB1	1.97	0.46

*Continued on next page...*

*Continued from previous page...*

Atom-1	Atom-2	Interatomic distance (Å)	Clash overlap (Å)
2:C:17:LEU:HD11	2:C:97:GLN:HE22	1.81	0.46
2:C:195:PHE:CG	2:C:279:PRO:HB3	2.51	0.46
2:C:423:ALA:HB1	2:C:444:LEU:HD12	1.96	0.46
2:E:214:GLU:HB2	2:E:322:ARG:NH2	2.31	0.46
2:E:354:GLU:HG2	2:E:355:GLU:H	1.81	0.46
2:E:367:GLU:HG2	2:E:371:LYS:HE2	1.98	0.46
2:F:128:VAL:O	2:F:501:ARG:NH1	2.44	0.46
2:G:230:ILE:HG13	2:G:232:GLU:HG2	1.98	0.46
2:I:15:LYS:HA	2:I:18:ARG:NE	2.30	0.46
2:I:233:MET:HB3	2:I:309:LEU:HD21	1.97	0.46
2:I:438:VAL:HA	2:I:441:LYS:HG2	1.97	0.46
2:J:76:GLU:OE2	2:J:80:LYS:HE3	2.15	0.46
2:J:177:VAL:HG13	2:J:393:LYS:NZ	2.29	0.46
2:J:450:PRO:O	2:J:454:ILE:HG13	2.16	0.46
2:L:3:ALA:HB1	2:L:524:LEU:N	2.30	0.46
2:L:441:LYS:O	2:L:445:ARG:NE	2.48	0.46
2:M:118:ARG:NH1	2:M:122:LYS:HB2	2.30	0.46
2:N:291:ASP:HB3	2:N:372:LEU:HD21	1.97	0.46
1:P:35:SER:OG	1:P:37:ARG:O	2.22	0.46
1:2:68:ASN:HB3	1:2:92:LEU:HD21	1.96	0.46
2:A:57:ALA:HA	2:A:60:ILE:HD12	1.97	0.46
2:F:141:SER:HA	2:F:144:ILE:HD12	1.97	0.46
2:F:157:THR:O	2:F:160:LYS:HG3	2.14	0.46
2:F:169:VAL:HB	2:F:173:GLY:HA3	1.96	0.46
2:G:501:ARG:O	2:G:504:LEU:HG	2.16	0.46
2:H:250:ILE:HG23	2:H:276:VAL:HG23	1.98	0.46
2:I:7:LYS:HZ2	2:I:522:THR:HG22	1.80	0.46
2:I:149:THR:HG21	2:I:156:GLU:HG2	1.96	0.46
2:I:478:TYR:HB2	2:I:485:TYR:CE2	2.50	0.46
2:K:423:ALA:HB2	2:K:447:MET:HG3	1.97	0.46
2:N:141:SER:HA	2:N:144:ILE:HD12	1.98	0.46
1:Q:73:VAL:CG2	1:Q:84:LEU:HB3	2.44	0.46
1:Z:66:ILE:O	1:Z:92:LEU:N	2.46	0.46
2:A:363:GLU:OE1	2:A:364:LYS:HD3	2.15	0.46
2:D:324:VAL:O	2:D:330:THR:HA	2.15	0.46
2:D:355:GLU:HG3	2:D:357:THR:N	2.31	0.46
2:D:381:VAL:HG12	2:D:392:LYS:NZ	2.31	0.46
2:D:391:GLU:HG3	2:D:395:ARG:HH21	1.78	0.46
2:E:350:ARG:CZ	2:E:353:ILE:HD11	2.46	0.46
2:F:203:TYR:HD2	2:F:263:VAL:HG11	1.80	0.46
2:F:210:THR:O	2:F:210:THR:HG22	2.15	0.46

*Continued on next page...*

*Continued from previous page...*

Atom-1	Atom-2	Interatomic distance (Å)	Clash overlap (Å)
2:F:246:PRO:HB3	2:F:272:LYS:HG3	1.98	0.46
2:F:264:VAL:HG23	2:F:267:MET:HE3	1.97	0.46
2:H:288:MET:O	2:H:292:ILE:HG13	2.15	0.46
2:J:320:ALA:HA	2:J:335:GLY:HA2	1.97	0.46
2:K:29:VAL:O	2:K:36:ARG:N	2.34	0.46
2:B:197:ARG:O	2:B:330:THR:OG1	2.25	0.46
2:B:199:TYR:HE1	2:B:202:PRO:HA	1.80	0.46
2:D:519:CYS:SG	2:D:520:MET:N	2.89	0.46
2:E:268:ARG:NH2	1:S:28:THR:O	2.49	0.46
2:F:31:LEU:HD21	2:F:454:ILE:HG12	1.97	0.46
2:F:232:GLU:OE1	2:F:232:GLU:N	2.49	0.46
2:I:227:ILE:O	2:I:255:GLU:HG2	2.16	0.46
2:J:64:ASP:OD1	2:J:65:LYS:N	2.48	0.46
2:J:122:LYS:HE3	2:J:440:ILE:HD11	1.97	0.46
2:M:166:MET:HA	2:M:169:VAL:HG22	1.97	0.46
2:M:269:GLY:C	2:M:271:VAL:H	2.19	0.46
2:M:476:TYR:CZ	2:M:485:TYR:HB3	2.51	0.46
1:Q:10:VAL:HG23	1:Q:43:VAL:HA	1.98	0.46
1:X:94:ILE:HD11	1:Y:4:ARG:HH11	1.80	0.46
1:1:77:LYS:HA	1:1:81:GLU:O	2.15	0.46
2:A:205:ILE:HG23	2:A:211:GLY:HA2	1.97	0.46
2:B:215:LEU:HB2	2:B:323:VAL:CG2	2.45	0.46
2:E:432:GLN:OE1	2:E:436:GLN:NE2	2.49	0.46
2:G:197:ARG:HD3	2:G:197:ARG:HA	1.65	0.46
2:G:409:GLU:CD	2:G:498:LYS:H	2.19	0.46
2:H:37:ASN:OD1	2:H:51:LYS:HB2	2.16	0.46
2:H:214:GLU:HB2	2:H:322:ARG:HH21	1.81	0.46
2:H:277:LYS:HD2	2:H:278:ALA:O	2.15	0.46
2:I:409:GLU:OE2	2:I:498:LYS:N	2.49	0.46
2:J:514:MET:O	2:J:517:THR:HG23	2.16	0.46
2:L:212:ALA:HA	2:L:325:ILE:O	2.15	0.46
2:B:282:GLY:HA2	2:B:285:ARG:NH2	2.31	0.46
2:B:392:LYS:O	2:B:396:VAL:HG23	2.16	0.46
2:B:433:ASN:HD21	2:B:435:ASP:HB2	1.80	0.46
2:C:480:ALA:O	2:C:483:GLU:HG3	2.16	0.46
2:D:48:THR:HG23	2:D:387:VAL:HG12	1.98	0.46
2:D:162:ILE:O	2:D:166:MET:HG3	2.15	0.46
2:E:114:MET:O	2:E:117:LYS:HG3	2.16	0.46
2:E:421:ARG:NH1	2:E:473:ASP:HA	2.31	0.46
2:E:455:VAL:HG21	2:E:465:VAL:HB	1.97	0.46
2:F:5:ASP:O	2:F:521:VAL:HA	2.16	0.46

*Continued on next page...*

*Continued from previous page...*

Atom-1	Atom-2	Interatomic distance (Å)	Clash overlap (Å)
2:G:199:TYR:CE1	2:G:211:GLY:HA3	2.50	0.46
2:H:130:GLU:HB3	2:H:425:LYS:HE3	1.96	0.46
2:J:246:PRO:HB3	2:J:272:LYS:HB3	1.98	0.46
1:T:39:GLU:HG3	1:T:64:ILE:HG13	1.98	0.46
1:V:11:ILE:HG23	1:V:85:ILE:HD13	1.97	0.46
1:W:4:ARG:HH11	1:W:45:ASN:HD21	1.62	0.46
1:Y:6:LEU:HB3	1:Y:9:ARG:HD2	1.97	0.46
1:Z:12:VAL:HA	1:Z:40:VAL:HA	1.97	0.46
2:A:178:GLU:H	2:A:393:LYS:NZ	2.14	0.46
2:A:313:THR:N	2:A:316:ASP:OD2	2.44	0.46
2:C:198:GLY:HA3	2:C:327:LYS:HA	1.98	0.46
2:D:30:THR:O	2:D:51:LYS:HE2	2.15	0.46
2:F:225:LYS:HB2	2:F:303:GLU:HB2	1.97	0.46
2:J:190:VAL:HG12	2:J:371:LYS:NZ	2.31	0.46
2:K:268:ARG:HB3	2:K:270:ILE:HD12	1.97	0.46
2:K:295:LEU:HD23	2:K:335:GLY:HA3	1.98	0.46
2:K:423:ALA:HA	2:K:426:LEU:HB2	1.97	0.46
2:L:262:LEU:O	2:L:266:THR:HG23	2.16	0.46
2:M:261:THR:HA	2:M:264:VAL:HG22	1.97	0.46
2:M:285:ARG:HA	2:M:288:MET:HG3	1.97	0.46
2:N:109:ALA:HB3	2:N:111:MET:HE1	1.98	0.46
2:N:124:VAL:HG21	2:N:508:ALA:HB2	1.98	0.46
1:1:96:GLU:HG3	1:2:4:ARG:HB2	1.97	0.46
2:D:69:MET:HE1	2:D:522:THR:HB	1.97	0.46
2:E:117:LYS:HB3	2:E:515:ILE:HD11	1.98	0.46
2:E:513:LEU:HD11	2:F:388:GLU:HB3	1.98	0.46
2:F:96:ALA:O	2:F:100:ILE:HG12	2.15	0.46
2:F:225:LYS:N	2:F:303:GLU:OE1	2.29	0.46
2:F:235:PRO:O	2:F:238:GLU:HB3	2.16	0.46
2:F:409:GLU:OE1	2:F:498:LYS:HB2	2.16	0.46
2:G:127:ALA:CA	2:G:426:LEU:CD1	2.87	0.46
2:G:438:VAL:O	2:G:442:VAL:HG23	2.16	0.46
2:I:291:ASP:OD2	2:I:368:ARG:NH1	2.49	0.46
2:J:216:GLU:OE1	2:J:322:ARG:CG	2.53	0.46
2:K:141:SER:HA	2:K:144:ILE:HD12	1.97	0.46
2:K:421:ARG:O	2:K:424:SER:OG	2.23	0.46
2:M:511:ALA:O	2:M:515:ILE:HG23	2.16	0.46
2:N:56:VAL:O	2:N:60:ILE:HG13	2.16	0.46
2:N:90:THR:CA	2:N:93:THR:OG1	2.61	0.46
2:N:512:GLY:O	2:N:516:THR:HG23	2.16	0.46
1:O:65:VAL:HG12	1:O:94:ILE:HG22	1.97	0.46

*Continued on next page...*

*Continued from previous page...*

Atom-1	Atom-2	Interatomic distance (Å)	Clash overlap (Å)
1:T:48:ILE:HG22	1:T:53:GLU:HA	1.96	0.46
1:U:67:PHE:HA	1:U:92:LEU:H	1.81	0.46
1:Y:35:SER:HB3	1:Y:67:PHE:HZ	1.80	0.46
2:A:6:VAL:HG12	2:A:521:VAL:HG22	1.97	0.46
2:A:214:GLU:HB3	2:A:322:ARG:NH2	2.30	0.46
2:B:355:GLU:H	2:B:362:ARG:NE	2.12	0.46
2:C:282:GLY:HA2	2:C:285:ARG:HG2	1.98	0.46
2:E:260:ALA:O	2:E:264:VAL:HG23	2.15	0.46
2:G:488:MET:HA	2:G:491:MET:HE2	1.98	0.46
2:J:160:LYS:O	2:J:164:GLU:OE1	2.33	0.46
2:J:166:MET:HA	2:J:175:ILE:HD11	1.98	0.46
2:J:177:VAL:HG21	2:J:396:VAL:HG11	1.98	0.46
2:J:475:ASN:HA	2:J:488:MET:CE	2.46	0.46
2:K:100:ILE:HD12	2:K:514:MET:SD	2.56	0.46
2:K:236:VAL:HG11	2:K:312:ALA:HB3	1.98	0.46
2:L:188:ASP:HB2	2:L:378:VAL:HB	1.98	0.46
2:L:222:LEU:HD22	2:L:300:VAL:HG22	1.98	0.46
2:L:307:MET:HA	2:L:311:LYS:HD2	1.98	0.46
2:M:267:MET:SD	2:M:268:ARG:N	2.89	0.46
2:M:465:VAL:O	2:M:485:TYR:OH	2.34	0.46
2:N:451:LEU:HD13	2:N:454:ILE:HD12	1.98	0.46
1:R:86:MET:SD	1:R:90:ASP:HB3	2.56	0.46
1:T:14:ARG:HB2	1:T:84:LEU:HD11	1.98	0.46
1:W:64:ILE:HB	1:W:95:VAL:HB	1.98	0.46
1:2:37:ARG:NH2	1:2:66:ILE:HG13	2.32	0.45
2:A:98:ALA:HB2	2:A:449:ALA:HB2	1.98	0.45
2:A:360:TYR:HA	2:A:364:LYS:NZ	2.31	0.45
2:A:409:GLU:OE1	2:A:498:LYS:N	2.49	0.45
2:D:14:VAL:HB	2:D:15:LYS:NZ	2.31	0.45
2:D:183:LEU:HA	2:D:382:GLY:HA3	1.97	0.45
2:E:80:LYS:HB3	2:E:506:TYR:CE2	2.52	0.45
2:F:13:ARG:O	2:F:16:MET:HB2	2.16	0.45
2:F:176:THR:OG1	2:F:377:ALA:O	2.27	0.45
2:I:190:VAL:HG12	2:I:194:GLN:HG3	1.97	0.45
2:I:232:GLU:HA	2:I:234:LEU:HD13	1.98	0.45
2:J:349:ILE:O	2:J:353:ILE:HG13	2.16	0.45
2:M:238:GLU:O	2:M:242:LYS:HG3	2.17	0.45
2:N:234:LEU:HA	2:N:237:LEU:HD12	1.98	0.45
1:Q:92:LEU:HB2	1:R:6:LEU:H	1.81	0.45
2:A:142:LYS:NZ	2:A:146:GLN:OE1	2.33	0.45
2:B:221:LEU:N	2:B:248:LEU:O	2.49	0.45

*Continued on next page...*

*Continued from previous page...*

Atom-1	Atom-2	Interatomic distance (Å)	Clash overlap (Å)
2:B:468:THR:OG1	2:B:485:TYR:OH	2.28	0.45
2:B:511:ALA:HA	2:B:514:MET:HG3	1.99	0.45
2:C:232:GLU:HG3	2:C:310:GLU:HG3	1.97	0.45
2:E:182:GLY:O	2:E:183:LEU:HB2	2.16	0.45
2:F:239:ALA:HB1	2:F:314:LEU:HG	1.99	0.45
2:F:383:ALA:HB3	2:F:389:MET:HG2	1.99	0.45
2:G:138:CYS:SG	2:G:410:GLY:HA2	2.57	0.45
2:G:207:LYS:HD3	2:G:207:LYS:HA	1.72	0.45
2:H:40:LEU:O	2:H:47:PRO:HA	2.15	0.45
2:H:122:LYS:HE2	2:H:429:LEU:HD11	1.99	0.45
2:H:285:ARG:HA	2:H:288:MET:HG3	1.98	0.45
2:I:321:LYS:HD2	2:I:334:ASP:OD2	2.16	0.45
2:J:207:LYS:HA	2:J:207:LYS:HD3	1.74	0.45
2:L:453:GLN:NE2	2:L:457:ASN:OD1	2.40	0.45
2:M:433:ASN:H	2:M:436:GLN:HE22	1.65	0.45
2:N:54:VAL:HG21	2:N:79:SER:HA	1.98	0.45
2:N:419:LEU:C	2:N:421:ARG:N	2.69	0.45
1:O:16:GLU:O	1:O:35:SER:HB2	2.16	0.45
1:2:64:ILE:HG23	1:2:95:VAL:HB	1.99	0.45
2:B:13:ARG:HD2	2:B:107:VAL:HG11	1.97	0.45
2:B:158:VAL:O	2:B:162:ILE:HG12	2.17	0.45
2:D:447:MET:O	2:D:450:PRO:HD2	2.17	0.45
2:E:12:ALA:HA	2:E:15:LYS:HB2	1.99	0.45
2:F:66:PHE:CE1	2:F:522:THR:HB	2.51	0.45
2:G:149:THR:HG22	2:G:155:ASP:O	2.15	0.45
2:H:87:ASP:OD2	2:H:398:ASP:HB3	2.17	0.45
2:M:231:ARG:HA	2:M:233:MET:HE1	1.98	0.45
2:N:176:THR:OG1	2:N:178:GLU:OE2	2.22	0.45
1:Q:7:HIS:HA	1:Q:45:ASN:OD1	2.16	0.45
1:S:55:LYS:HD2	1:S:56:PRO:HD2	1.97	0.45
1:V:94:ILE:O	1:W:3:ILE:HB	2.16	0.45
1:X:88:GLU:O	1:X:91:ILE:HG22	2.15	0.45
2:A:141:SER:HA	2:A:144:ILE:HD12	1.98	0.45
2:A:214:GLU:HG2	2:A:324:VAL:HG22	1.99	0.45
2:A:222:LEU:HB2	2:A:301:ILE:HB	1.97	0.45
2:B:196:ASP:HA	2:B:329:THR:HG22	1.98	0.45
2:C:268:ARG:HG3	2:C:270:ILE:HG12	1.98	0.45
2:D:437:ASN:O	2:D:441:LYS:HG2	2.16	0.45
2:E:498:LYS:HG3	2:E:501:ARG:NH2	2.32	0.45
2:G:131:LEU:HD23	2:G:422:VAL:HG11	1.99	0.45
2:H:149:THR:O	2:H:153:ASN:N	2.50	0.45

*Continued on next page...*

*Continued from previous page...*

Atom-1	Atom-2	Interatomic distance (Å)	Clash overlap (Å)
2:K:240:VAL:HG13	2:K:245:LYS:HE2	1.98	0.45
2:L:195:PHE:CD2	2:L:279:PRO:HG3	2.52	0.45
2:M:103:GLY:O	2:M:107:VAL:HG23	2.17	0.45
2:M:421:ARG:O	2:M:424:SER:OG	2.28	0.45
1:O:20:LYS:HD3	1:O:27:LEU:HD13	1.97	0.45
1:S:47:ARG:HH12	1:S:49:LEU:HB2	1.80	0.45
1:W:25:ILE:O	1:W:27:LEU:N	2.49	0.45
1:Z:73:VAL:O	1:Z:74:LYS:HE2	2.17	0.45
1:1:47:ARG:HD2	1:1:88:GLU:HG2	1.98	0.45
1:2:37:ARG:HH21	1:2:66:ILE:HG13	1.81	0.45
2:A:113:PRO:HD2	2:B:36:ARG:CZ	2.47	0.45
2:A:215:LEU:HD22	2:A:246:PRO:HG2	1.97	0.45
2:B:7:LYS:NZ	2:B:11:ASP:OD2	2.33	0.45
2:C:438:VAL:O	2:C:442:VAL:HG23	2.17	0.45
2:D:247:LEU:HB3	2:D:273:VAL:HG22	1.99	0.45
2:D:364:LYS:HB3	2:D:368:ARG:HH12	1.82	0.45
2:F:117:LYS:HG3	2:F:512:GLY:CA	2.47	0.45
2:I:388:GLU:HG2	2:I:392:LYS:NZ	2.31	0.45
2:J:226:LYS:HG3	2:J:253:ASP:HB3	1.99	0.45
2:N:196:ASP:OD1	2:N:196:ASP:N	2.49	0.45
2:N:268:ARG:CZ	2:N:270:ILE:HB	2.46	0.45
2:N:472:GLY:HA3	2:N:476:TYR:HD2	1.82	0.45
1:Z:12:VAL:HG23	1:Z:39:GLU:C	2.37	0.45
2:A:217:SER:HB3	2:A:245:LYS:HE2	1.98	0.45
2:C:113:PRO:HD3	2:D:34:LYS:HZ1	1.81	0.45
2:C:303:GLU:OE2	2:C:309:LEU:HB2	2.17	0.45
2:F:368:ARG:O	2:F:372:LEU:HD23	2.16	0.45
2:G:214:GLU:HA	2:G:323:VAL:O	2.16	0.45
2:H:28:LYS:HE2	2:H:453:GLN:HB3	1.99	0.45
2:I:226:LYS:N	2:I:252:GLU:HB3	2.32	0.45
2:K:102:GLU:OE2	2:K:445:ARG:HB2	2.16	0.45
2:L:293:ALA:O	2:L:298:GLY:N	2.50	0.45
2:L:441:LYS:HD3	2:L:445:ARG:CZ	2.46	0.45
2:L:506:TYR:HE1	2:M:384:ALA:HA	1.80	0.45
2:M:18:ARG:HA	2:M:21:ASN:ND2	2.32	0.45
2:N:418:ALA:O	2:N:422:VAL:HG13	2.17	0.45
1:X:14:ARG:HG2	1:X:35:SER:HB3	1.98	0.45
1:Y:60:LYS:HD3	1:Y:61:VAL:O	2.17	0.45
1:Z:14:ARG:NH2	1:Z:35:SER:O	2.49	0.45
1:2:43:VAL:HB	1:2:57:LEU:HD12	1.99	0.45
2:A:5:ASP:HB3	2:A:522:THR:HG22	1.97	0.45

*Continued on next page...*



*Continued from previous page...*

Atom-1	Atom-2	Interatomic distance (Å)	Clash overlap (Å)
2:A:36:ARG:HB2	2:G:518:GLU:HB2	1.99	0.45
2:C:41:ASP:HA	2:C:47:PRO:HB3	1.98	0.45
2:C:381:VAL:HG12	2:C:383:ALA:H	1.81	0.45
2:C:383:ALA:HB3	2:C:389:MET:CE	2.47	0.45
2:C:390:LYS:O	2:C:393:LYS:HG2	2.16	0.45
2:D:222:LEU:HD13	2:D:301:ILE:HG13	1.98	0.45
2:E:217:SER:HB3	2:E:245:LYS:HE2	1.98	0.45
2:G:452:ARG:HG3	2:G:453:GLN:NE2	2.31	0.45
2:J:138:CYS:HB2	2:J:411:VAL:HG13	1.97	0.45
2:J:346:VAL:HA	2:J:349:ILE:HG22	1.98	0.45
2:M:284:ARG:HD3	2:M:364:LYS:HE3	1.97	0.45
2:N:488:MET:SD	2:N:493:ILE:HD11	2.57	0.45
1:O:87:SER:OG	1:O:89:SER:OG	2.34	0.45
1:T:35:SER:HB3	1:T:69:ASP:HB3	1.99	0.45
2:B:349:ILE:HG13	2:B:352:GLN:OE1	2.17	0.45
2:B:419:LEU:O	2:B:422:VAL:HG22	2.17	0.45
2:E:265:ASN:OD1	1:S:27:LEU:HD21	2.17	0.45
2:E:412:VAL:HG13	2:E:497:THR:OG1	2.17	0.45
2:F:304:GLU:OE1	2:F:304:GLU:N	2.50	0.45
2:H:218:PRO:HG2	2:H:220:ILE:HD11	1.98	0.45
2:H:478:TYR:HD1	2:H:485:TYR:CD1	2.34	0.45
2:J:477:GLY:O	2:J:485:TYR:HA	2.17	0.45
2:K:291:ASP:OD1	2:K:292:ILE:N	2.50	0.45
2:L:193:MET:SD	2:L:292:ILE:HG12	2.56	0.45
2:L:284:ARG:NH2	2:L:364:LYS:HG3	2.31	0.45
2:L:362:ARG:O	2:L:366:GLN:NE2	2.50	0.45
2:N:364:LYS:O	2:N:367:GLU:HB2	2.15	0.45
1:O:40:VAL:HB	1:O:62:GLY:H	1.82	0.45
2:A:131:LEU:HD11	2:A:419:LEU:HD11	1.98	0.45
2:A:303:GLU:HG3	2:A:309:LEU:HB2	1.99	0.45
2:B:15:LYS:HA	2:B:18:ARG:HG2	1.98	0.45
2:F:186:GLU:HB3	2:F:380:LYS:CG	2.47	0.45
2:F:220:ILE:HD11	2:F:320:ALA:HB2	1.98	0.45
2:F:441:LYS:HG3	2:F:445:ARG:NH1	2.32	0.45
2:G:128:VAL:HG13	2:G:501:ARG:HD3	1.98	0.45
2:G:307:MET:CE	2:G:312:ALA:HA	2.47	0.45
2:H:362:ARG:O	2:H:365:LEU:HB2	2.16	0.45
2:I:214:GLU:HB3	2:I:322:ARG:NH2	2.30	0.45
2:J:117:LYS:HZ2	2:J:512:GLY:HA3	1.82	0.45
2:K:226:LYS:HD3	2:K:228:SER:OG	2.17	0.45
2:M:59:GLU:N	2:M:59:GLU:OE1	2.50	0.45

*Continued on next page...*

*Continued from previous page...*

Atom-1	Atom-2	Interatomic distance (Å)	Clash overlap (Å)
2:N:326:ASN:ND2	2:N:329:THR:O	2.50	0.45
1:O:5:PRO:HA	1:U:93:ALA:HA	1.98	0.45
1:P:14:ARG:NH2	1:P:38:GLY:HA3	2.31	0.45
1:Q:7:HIS:CE1	1:Q:45:ASN:HD21	2.35	0.45
1:X:4:ARG:HH21	1:X:45:ASN:HA	1.81	0.45
1:Y:68:ASN:OD1	1:Y:90:ASP:HB3	2.17	0.45
1:Y:74:LYS:NZ	1:Y:76:GLU:OE2	2.50	0.45
2:B:19:GLY:HA2	2:B:67:GLU:OE2	2.17	0.45
2:E:49:ILE:HD12	2:E:49:ILE:HA	1.89	0.45
2:I:99:ILE:O	2:I:102:GLU:HG2	2.17	0.45
2:J:58:ARG:O	2:J:58:ARG:NH1	2.49	0.45
2:J:119:GLY:O	2:J:122:LYS:HG3	2.17	0.45
2:J:206:ASN:HB3	2:J:208:PRO:HD2	1.99	0.45
2:J:283:ASP:OD1	2:J:284:ARG:N	2.48	0.45
2:K:196:ASP:OD1	2:K:196:ASP:N	2.46	0.45
2:L:249:ILE:HB	2:L:275:ALA:HA	1.97	0.45
2:L:350:ARG:CA	2:L:353:ILE:CG1	2.86	0.45
2:L:429:LEU:HB3	2:L:440:ILE:HG21	1.99	0.45
2:M:18:ARG:HA	2:M:21:ASN:HB2	1.99	0.45
2:N:140:ASP:OD2	2:N:142:LYS:HE3	2.17	0.45
1:S:79:ASP:O	1:S:80:ASN:ND2	2.50	0.45
1:X:17:VAL:HA	1:X:34:LYS:HG2	1.99	0.45
2:A:343:GLN:HA	2:A:346:VAL:HB	1.99	0.44
2:A:365:LEU:HA	2:A:368:ARG:HG2	1.98	0.44
2:B:350:ARG:HD3	2:B:353:ILE:HD12	1.99	0.44
2:C:149:THR:HG22	2:C:154:SER:HA	1.98	0.44
2:C:178:GLU:OE1	2:C:379:ILE:N	2.39	0.44
2:D:77:VAL:HG23	2:D:506:TYR:HB3	1.98	0.44
2:E:421:ARG:CZ	2:E:473:ASP:HA	2.47	0.44
2:E:518:GLU:HB2	2:F:36:ARG:HB2	1.97	0.44
2:G:340:ALA:O	2:G:343:GLN:HG3	2.17	0.44
2:H:99:ILE:HD13	2:H:446:ALA:HB3	1.98	0.44
2:I:97:GLN:O	2:I:97:GLN:NE2	2.48	0.44
2:J:231:ARG:NH2	1:X:29:GLY:H	2.14	0.44
2:J:260:ALA:O	2:J:264:VAL:CG2	2.62	0.44
2:K:114:MET:SD	2:K:114:MET:N	2.90	0.44
2:N:150:ILE:HD11	2:N:492:GLY:O	2.16	0.44
2:N:200:LEU:HD13	2:N:276:VAL:HA	1.99	0.44
2:N:346:VAL:O	2:N:350:ARG:HG2	2.16	0.44
1:O:74:LYS:O	1:O:84:LEU:HA	2.17	0.44
1:X:8:ASP:OD2	1:X:9:ARG:NH2	2.34	0.44

*Continued on next page...*

*Continued from previous page...*

Atom-1	Atom-2	Interatomic distance (Å)	Clash overlap (Å)
2:A:169:VAL:HB	2:A:173:GLY:HA3	1.99	0.44
2:A:246:PRO:HB3	2:A:272:LYS:O	2.17	0.44
2:C:94:VAL:HG11	2:C:450:PRO:HA	1.99	0.44
2:C:305:ILE:HG13	2:D:263:VAL:HG11	2.00	0.44
2:D:464:VAL:HG23	2:L:463:SER:HB3	1.99	0.44
2:G:31:LEU:HA	2:G:51:LYS:HE2	1.99	0.44
2:H:302:SER:OG	2:H:304:GLU:OE1	2.31	0.44
2:I:25:ASP:HA	2:I:28:LYS:HG3	1.98	0.44
2:I:357:THR:HB	2:I:361:ASP:HB2	1.99	0.44
2:K:291:ASP:HB3	2:K:345:ARG:NE	2.32	0.44
2:L:213:VAL:HB	2:L:325:ILE:HB	2.00	0.44
2:L:449:ALA:HA	2:L:452:ARG:CZ	2.48	0.44
2:L:488:MET:SD	2:L:488:MET:N	2.90	0.44
1:U:88:GLU:O	1:U:91:ILE:HG12	2.17	0.44
1:V:15:LYS:O	1:V:16:GLU:HG2	2.16	0.44
1:2:65:VAL:HB	1:2:91:ILE:HD11	1.99	0.44
2:A:399:ALA:O	2:A:403:THR:HG23	2.16	0.44
2:B:217:SER:HA	2:B:320:ALA:O	2.17	0.44
2:B:299:THR:HB	2:B:316:ASP:OD1	2.17	0.44
2:B:355:GLU:H	2:B:362:ARG:NH2	2.15	0.44
2:C:282:GLY:HA2	2:C:285:ARG:HE	1.81	0.44
2:C:392:LYS:O	2:C:396:VAL:HG23	2.17	0.44
2:D:232:GLU:HG3	2:D:233:MET:N	2.33	0.44
2:E:219:PHE:O	2:E:249:ILE:HG12	2.18	0.44
2:G:215:LEU:O	2:G:322:ARG:HA	2.17	0.44
2:I:197:ARG:HD3	2:I:197:ARG:HA	1.74	0.44
2:J:267:MET:C	2:J:269:GLY:N	2.71	0.44
2:K:223:ALA:HA	2:K:301:ILE:HB	1.98	0.44
2:L:383:ALA:HB1	2:L:388:GLU:OE1	2.17	0.44
2:L:429:LEU:O	2:L:430:ARG:NH1	2.40	0.44
2:M:4:LYS:HB3	2:M:521:VAL:CG2	2.47	0.44
2:M:10:ASN:OD1	2:M:11:ASP:N	2.49	0.44
2:M:190:VAL:HG13	2:M:194:GLN:HB3	1.99	0.44
2:M:255:GLU:O	2:M:259:LEU:HG	2.18	0.44
1:O:14:ARG:HH11	1:O:84:LEU:HD13	1.82	0.44
1:V:88:GLU:O	1:V:91:ILE:HG22	2.16	0.44
1:2:6:LEU:O	1:2:9:ARG:HG3	2.17	0.44
2:A:117:LYS:HA	2:A:120:ILE:HG12	1.98	0.44
2:C:80:LYS:NZ	2:D:384:ALA:O	2.51	0.44
2:D:68:ASN:O	2:D:72:GLN:HG2	2.17	0.44
2:D:166:MET:HA	2:D:169:VAL:HG22	2.00	0.44

*Continued on next page...*

*Continued from previous page...*

Atom-1	Atom-2	Interatomic distance (Å)	Clash overlap (Å)
2:E:347:ALA:HA	2:E:350:ARG:HG2	1.98	0.44
2:F:165:ALA:HB2	2:F:187:LEU:HD11	2.00	0.44
2:H:193:MET:CG	2:H:332:ILE:HB	2.47	0.44
2:H:247:LEU:HB2	2:H:273:VAL:HG22	1.98	0.44
2:I:125:THR:O	2:I:129:GLU:HG2	2.17	0.44
2:J:87:ASP:OD1	2:J:88:GLY:N	2.44	0.44
2:J:237:LEU:HD11	2:J:265:ASN:ND2	2.33	0.44
2:K:87:ASP:OD1	2:K:88:GLY:N	2.47	0.44
2:K:487:ASN:HB3	2:K:490:ASP:HB2	1.98	0.44
2:K:510:VAL:O	2:K:513:LEU:HG	2.17	0.44
2:L:230:ILE:HB	2:L:232:GLU:HG2	2.00	0.44
2:L:302:SER:HB2	2:L:307:MET:SD	2.58	0.44
2:M:451:LEU:HD13	2:M:454:ILE:HD12	2.00	0.44
2:N:321:LYS:HB2	2:N:334:ASP:HB2	1.99	0.44
2:N:353:ILE:O	2:N:362:ARG:NE	2.46	0.44
1:R:15:LYS:HD2	1:R:39:GLU:OE2	2.17	0.44
1:U:15:LYS:HG2	1:U:38:GLY:HA2	2.00	0.44
1:Z:66:ILE:HG22	1:Z:92:LEU:HD12	1.99	0.44
2:A:247:LEU:HG	2:A:273:VAL:HG22	1.99	0.44
2:A:285:ARG:O	2:A:289:LEU:HG	2.17	0.44
2:D:351:GLN:NE2	2:D:351:GLN:O	2.51	0.44
2:D:432:GLN:HB2	2:D:436:GLN:NE2	2.32	0.44
2:G:352:GLN:O	2:G:355:GLU:HB2	2.18	0.44
2:I:101:THR:O	2:I:104:LEU:HG	2.18	0.44
2:J:233:MET:SD	2:J:236:VAL:HB	2.58	0.44
2:L:81:ALA:O	2:L:85:ALA:N	2.48	0.44
2:L:288:MET:HA	2:L:291:ASP:OD2	2.17	0.44
1:P:8:ASP:OD2	1:P:88:GLU:N	2.47	0.44
1:Q:37:ARG:HH22	1:Q:95:VAL:CG2	2.29	0.44
1:S:37:ARG:HG2	1:S:64:ILE:HD11	1.98	0.44
1:S:59:VAL:HG23	1:S:63:ASP:HB2	1.99	0.44
1:X:18:GLU:O	1:X:20:LYS:N	2.50	0.44
2:A:323:VAL:HB	2:A:325:ILE:HD11	2.00	0.44
2:A:467:ASN:HA	2:A:470:LYS:HE3	2.00	0.44
2:B:161:LEU:HD23	2:B:187:LEU:HD13	2.00	0.44
2:B:369:VAL:HA	2:B:372:LEU:HD12	2.00	0.44
2:D:111:MET:HG2	2:D:116:LEU:HD21	1.98	0.44
2:D:200:LEU:HD11	2:D:277:LYS:H	1.82	0.44
2:D:231:ARG:HE	2:D:237:LEU:HD22	1.82	0.44
2:D:349:ILE:O	2:D:365:LEU:HD21	2.18	0.44
2:D:416:GLY:O	2:D:419:LEU:HB2	2.17	0.44

*Continued on next page...*

*Continued from previous page...*

Atom-1	Atom-2	Interatomic distance (Å)	Clash overlap (Å)
2:E:450:PRO:O	2:E:454:ILE:HG13	2.18	0.44
2:F:279:PRO:HB2	2:F:284:ARG:NH1	2.32	0.44
2:F:386:GLU:O	2:F:390:LYS:HG3	2.18	0.44
2:G:479:ASN:HB3	2:G:482:THR:OG1	2.17	0.44
2:H:51:LYS:HB3	2:H:395:ARG:NH1	2.32	0.44
2:H:186:GLU:HB3	2:H:380:LYS:HE2	1.99	0.44
2:I:116:LEU:O	2:I:120:ILE:HG12	2.18	0.44
2:K:265:ASN:HA	2:K:270:ILE:HD13	2.00	0.44
2:N:194:GLN:HE21	2:N:329:THR:HB	1.83	0.44
1:P:14:ARG:HG3	1:P:82:GLU:HG3	2.00	0.44
1:U:7:HIS:H	1:U:45:ASN:HD21	1.65	0.44
1:1:40:VAL:HG12	1:1:61:VAL:HA	1.99	0.44
2:A:288:MET:O	2:A:292:ILE:HG13	2.18	0.44
2:C:55:SER:HA	2:C:58:ARG:NH1	2.33	0.44
2:C:193:MET:H	2:C:332:ILE:HG23	1.83	0.44
2:D:226:LYS:HE2	2:D:253:ASP:OD2	2.17	0.44
2:E:37:ASN:HB3	2:E:49:ILE:HG13	1.99	0.44
2:E:266:THR:HG22	2:E:272:LYS:HA	2.00	0.44
2:G:219:PHE:HB2	2:G:246:PRO:O	2.17	0.44
2:G:230:ILE:O	2:G:231:ARG:HG2	2.17	0.44
2:H:326:ASN:HB3	2:H:329:THR:HG22	2.00	0.44
2:L:422:VAL:O	2:L:426:LEU:HG	2.18	0.44
2:M:278:ALA:HB1	2:M:285:ARG:HD3	1.99	0.44
1:O:10:VAL:HG23	1:O:86:MET:SD	2.58	0.44
2:A:393:LYS:HA	2:A:393:LYS:HD3	1.76	0.44
2:B:24:ALA:HB1	2:B:28:LYS:HE2	1.99	0.44
2:B:31:LEU:HG	2:B:32:GLY:N	2.33	0.44
2:B:219:PHE:H	2:B:247:LEU:HA	1.83	0.44
2:C:180:GLY:HA3	2:C:381:VAL:N	2.32	0.44
2:E:221:LEU:HD11	2:E:300:VAL:HA	2.00	0.44
2:E:479:ASN:HB2	2:E:491:MET:SD	2.58	0.44
2:G:496:PRO:O	2:G:499:VAL:HG22	2.17	0.44
2:H:507:ALA:HA	2:H:510:VAL:HG22	2.00	0.44
2:I:226:LYS:HE3	2:I:253:ASP:HB3	2.00	0.44
2:L:137:PRO:HA	2:L:410:GLY:HA3	2.00	0.44
2:L:379:ILE:HG22	2:L:381:VAL:HG23	1.99	0.44
2:M:12:ALA:HA	2:M:15:LYS:NZ	2.33	0.44
2:M:15:LYS:HA	2:M:18:ARG:HH11	1.83	0.44
2:M:223:ALA:O	2:M:251:ALA:HA	2.17	0.44
2:N:96:ALA:O	2:N:100:ILE:HG13	2.17	0.44
2:N:127:ALA:HB2	2:N:426:LEU:HD11	1.99	0.44

*Continued on next page...*

*Continued from previous page...*

Atom-1	Atom-2	Interatomic distance (Å)	Clash overlap (Å)
2:N:262:LEU:O	2:N:266:THR:HG23	2.17	0.44
1:X:15:LYS:HE2	1:X:37:ARG:HH12	1.83	0.44
1:Y:10:VAL:HG22	1:Y:43:VAL:HG23	1.99	0.44
1:Y:11:ILE:HD11	1:Y:83:VAL:HB	2.00	0.44
1:Y:14:ARG:NH1	1:Y:35:SER:HB2	2.33	0.44
2:A:234:LEU:HA	2:A:237:LEU:HB2	2.00	0.44
2:B:34:LYS:HD2	2:B:458:CYS:O	2.18	0.44
2:B:103:GLY:O	2:B:107:VAL:HG23	2.17	0.44
2:B:440:ILE:O	2:B:444:LEU:HD23	2.17	0.44
2:C:124:VAL:HG21	2:C:508:ALA:HB2	1.99	0.44
2:C:260:ALA:O	2:C:264:VAL:HG23	2.18	0.44
2:E:220:ILE:HB	2:E:250:ILE:H	1.82	0.44
2:F:14:VAL:O	2:F:17:LEU:HB3	2.18	0.44
2:F:413:ALA:HB2	2:F:489:ILE:HG12	1.98	0.44
2:G:507:ALA:HA	2:G:510:VAL:HG22	2.00	0.44
2:H:189:VAL:HG22	2:H:377:ALA:HA	2.00	0.44
2:H:289:LEU:HD23	2:H:292:ILE:HD12	2.00	0.44
2:H:450:PRO:O	2:H:454:ILE:HG13	2.18	0.44
2:I:416:GLY:HA2	2:I:419:LEU:HD23	1.98	0.44
2:I:431:GLY:N	2:I:437:ASN:OD1	2.24	0.44
2:K:285:ARG:O	2:K:289:LEU:HG	2.18	0.44
2:L:397:GLU:HG3	2:L:401:HIS:NE2	2.32	0.44
2:M:65:LYS:HD3	2:M:522:THR:OG1	2.17	0.44
2:M:270:ILE:HG22	2:M:270:ILE:O	2.16	0.44
2:M:430:ARG:HD3	2:M:431:GLY:O	2.18	0.44
1:O:48:ILE:HA	1:O:54:VAL:HG12	1.99	0.44
1:P:67:PHE:HA	1:P:92:LEU:HG	1.99	0.44
1:W:8:ASP:HB2	1:W:47:ARG:HB2	2.00	0.44
2:A:420:ILE:HD13	2:A:451:LEU:HD23	2.00	0.43
2:B:24:ALA:HA	2:B:97:GLN:OE1	2.18	0.43
2:B:69:MET:HE2	2:C:47:PRO:HG2	2.00	0.43
2:C:501:ARG:O	2:C:504:LEU:HG	2.18	0.43
2:D:423:ALA:HA	2:D:444:LEU:HD11	2.00	0.43
2:F:56:VAL:O	2:F:60:ILE:HG12	2.17	0.43
2:G:176:THR:OG1	2:G:178:GLU:OE2	2.24	0.43
2:G:307:MET:HE1	2:G:312:ALA:HA	2.00	0.43
2:K:15:LYS:HD3	2:K:18:ARG:HE	1.83	0.43
2:L:412:VAL:HG12	2:L:413:ALA:N	2.32	0.43
2:L:498:LYS:HG3	2:L:501:ARG:NH2	2.32	0.43
2:M:112:ASN:HB3	2:M:115:ASP:HB2	2.00	0.43
2:N:433:ASN:OD1	2:N:436:GLN:HG3	2.18	0.43

*Continued on next page...*

*Continued from previous page...*

Atom-1	Atom-2	Interatomic distance (Å)	Clash overlap (Å)
1:O:86:MET:SD	1:O:86:MET:N	2.91	0.43
1:S:94:ILE:HG13	1:S:94:ILE:O	2.18	0.43
1:V:95:VAL:HA	1:W:3:ILE:HB	2.00	0.43
2:B:391:GLU:OE2	2:B:395:ARG:NE	2.40	0.43
2:E:279:PRO:HG2	2:E:289:LEU:HD21	1.99	0.43
2:F:259:LEU:O	2:F:263:VAL:HG23	2.18	0.43
2:G:441:LYS:HG3	2:G:445:ARG:HH22	1.83	0.43
2:H:223:ALA:HB1	2:H:227:ILE:HD11	2.00	0.43
2:H:263:VAL:O	2:H:267:MET:HE2	2.18	0.43
2:I:177:VAL:HB	2:I:396:VAL:HG11	2.00	0.43
2:J:20:VAL:O	2:J:23:LEU:HG	2.18	0.43
2:J:239:ALA:O	2:J:242:LYS:HG3	2.17	0.43
2:L:7:LYS:HB2	2:L:520:MET:HG3	2.00	0.43
2:M:197:ARG:HD3	2:M:197:ARG:HA	1.81	0.43
2:N:216:GLU:OE1	2:N:322:ARG:HG3	2.18	0.43
2:N:228:SER:HB3	2:N:255:GLU:CD	2.38	0.43
1:P:7:HIS:HD2	1:P:9:ARG:HH12	1.65	0.43
1:2:7:HIS:HE1	1:2:48:ILE:HD13	1.84	0.43
2:A:56:VAL:HG12	2:A:60:ILE:HD11	2.00	0.43
2:A:219:PHE:CE2	2:A:245:LYS:HB2	2.53	0.43
2:A:311:LYS:HA	2:A:311:LYS:HD2	1.81	0.43
2:A:321:LYS:HD3	2:A:334:ASP:HB3	2.00	0.43
2:C:150:ILE:HD12	2:C:493:ILE:HG12	2.00	0.43
2:D:291:ASP:O	2:D:294:THR:OG1	2.30	0.43
2:E:31:LEU:HD21	2:E:454:ILE:HA	2.00	0.43
2:E:94:VAL:HG21	2:E:450:PRO:HA	1.99	0.43
2:E:409:GLU:OE1	2:E:501:ARG:NH2	2.34	0.43
2:H:358:SER:HA	2:H:362:ARG:HD2	2.00	0.43
2:J:386:GLU:HA	2:J:389:MET:CE	2.48	0.43
2:L:20:VAL:HG11	2:L:100:ILE:HD11	2.00	0.43
2:L:281:PHE:CZ	2:L:284:ARG:HB2	2.53	0.43
2:L:368:ARG:O	2:L:372:LEU:HG	2.18	0.43
2:M:510:VAL:O	2:M:513:LEU:HG	2.18	0.43
2:N:268:ARG:NH1	2:N:270:ILE:HB	2.33	0.43
1:O:7:HIS:HD2	1:O:48:ILE:CD1	2.25	0.43
1:P:4:ARG:NH1	1:P:6:LEU:HD23	2.34	0.43
1:U:13:LYS:HE2	1:U:82:GLU:OE2	2.18	0.43
1:1:45:ASN:OD1	1:1:46:GLY:N	2.52	0.43
2:B:321:LYS:HB2	2:B:334:ASP:CB	2.48	0.43
2:B:345:ARG:O	2:B:348:GLN:HG3	2.19	0.43
2:C:152:ALA:C	2:C:395:ARG:HH11	2.20	0.43

*Continued on next page...*

*Continued from previous page...*

Atom-1	Atom-2	Interatomic distance (Å)	Clash overlap (Å)
2:D:386:GLU:HA	2:D:389:MET:HE2	2.01	0.43
2:D:421:ARG:CZ	2:D:473:ASP:HA	2.48	0.43
2:E:199:TYR:HB2	2:E:204:PHE:HB3	1.99	0.43
2:F:140:ASP:OD2	2:F:142:LYS:HE3	2.18	0.43
2:G:22:VAL:HG11	2:G:62:LEU:HD21	2.01	0.43
2:J:13:ARG:O	2:J:17:LEU:HG	2.18	0.43
2:J:506:TYR:O	2:J:510:VAL:HG13	2.19	0.43
2:K:160:LYS:HD2	2:K:160:LYS:HA	1.79	0.43
2:M:40:LEU:HD21	2:M:56:VAL:HG22	2.01	0.43
2:N:451:LEU:HA	2:N:454:ILE:HD12	2.00	0.43
2:N:452:ARG:NH1	2:N:463:SER:OG	2.46	0.43
1:Y:36:THR:HG22	1:Y:37:ARG:HH11	1.83	0.43
1:Y:36:THR:O	1:Y:66:ILE:HG12	2.18	0.43
2:C:31:LEU:HD22	2:C:90:THR:HB	1.99	0.43
2:C:98:ALA:O	2:C:101:THR:OG1	2.31	0.43
2:D:226:LYS:HA	2:D:253:ASP:O	2.18	0.43
2:D:414:GLY:HA2	2:D:495:ASP:CG	2.39	0.43
2:D:421:ARG:NH1	2:D:473:ASP:HA	2.33	0.43
2:D:498:LYS:HG3	2:D:499:VAL:N	2.34	0.43
2:E:77:VAL:HB	2:E:510:VAL:HG11	2.00	0.43
2:E:235:PRO:HA	2:E:238:GLU:HG2	2.00	0.43
2:F:230:ILE:HG22	2:F:232:GLU:H	1.84	0.43
2:G:199:TYR:HB2	2:G:204:PHE:HD2	1.82	0.43
2:H:475:ASN:HB3	2:H:488:MET:HB2	2.00	0.43
2:I:437:ASN:C	2:I:441:LYS:HZ2	2.21	0.43
2:J:192:GLY:HA3	2:J:332:ILE:O	2.19	0.43
2:J:461:GLU:OE1	2:J:464:VAL:N	2.45	0.43
2:K:230:ILE:HB	2:K:309:LEU:HD11	1.99	0.43
2:K:342:ILE:HG23	2:K:372:LEU:HD13	2.01	0.43
2:N:153:ASN:HB3	2:N:395:ARG:NH1	2.34	0.43
2:A:362:ARG:O	2:A:365:LEU:HG	2.19	0.43
2:D:179:ASP:OD1	2:D:180:GLY:N	2.52	0.43
2:E:27:VAL:HG11	2:E:93:THR:HB	1.99	0.43
2:E:165:ALA:O	2:E:169:VAL:HG22	2.19	0.43
2:F:255:GLU:OE1	2:F:255:GLU:N	2.52	0.43
2:G:222:LEU:HD22	2:G:299:THR:O	2.19	0.43
2:H:216:GLU:HG3	2:H:322:ARG:HH11	1.83	0.43
2:I:339:GLU:O	2:I:342:ILE:HB	2.18	0.43
2:K:31:LEU:HB2	2:K:457:ASN:HD22	1.83	0.43
2:K:118:ARG:O	2:K:122:LYS:HG3	2.18	0.43
2:K:120:ILE:O	2:K:124:VAL:HG23	2.18	0.43

*Continued on next page...*



*Continued from previous page...*

Atom-1	Atom-2	Interatomic distance (Å)	Clash overlap (Å)
2:L:358:SER:H	2:L:362:ARG:NE	2.01	0.43
2:M:116:LEU:O	2:M:120:ILE:HG12	2.19	0.43
2:M:416:GLY:O	2:M:419:LEU:HB2	2.18	0.43
2:N:447:MET:O	2:N:450:PRO:HD2	2.18	0.43
1:U:13:LYS:HB2	1:U:41:LEU:HD11	1.99	0.43
1:X:11:ILE:HD13	1:X:85:ILE:HG13	1.99	0.43
1:2:73:VAL:HG22	1:2:86:MET:HB2	2.01	0.43
2:A:16:MET:SD	2:A:70:GLY:HA3	2.58	0.43
2:B:305:ILE:HB	2:B:307:MET:HG3	2.00	0.43
2:B:404:ARG:O	2:B:407:VAL:N	2.51	0.43
2:B:502:SER:O	2:B:505:GLN:HG3	2.19	0.43
2:C:269:GLY:HA2	2:C:272:LYS:HE3	2.00	0.43
2:C:393:LYS:O	2:C:397:GLU:OE1	2.36	0.43
2:C:450:PRO:O	2:C:454:ILE:HG13	2.18	0.43
2:C:461:GLU:HA	2:C:462:PRO:HD3	1.91	0.43
2:D:99:ILE:HD11	2:D:511:ALA:HB3	2.00	0.43
2:D:292:ILE:HD12	2:D:295:LEU:HB3	2.01	0.43
2:E:440:ILE:O	2:E:444:LEU:HG	2.19	0.43
2:F:69:MET:HA	2:F:72:GLN:HG2	2.00	0.43
2:F:82:ASN:HA	2:F:86:GLY:HA2	2.00	0.43
2:F:479:ASN:O	2:F:483:GLU:N	2.52	0.43
2:G:138:CYS:HB3	2:G:411:VAL:HG22	1.99	0.43
2:G:449:ALA:HA	2:G:452:ARG:HG2	1.99	0.43
2:H:195:PHE:CE2	2:H:197:ARG:HB2	2.53	0.43
2:H:279:PRO:HG2	2:H:289:LEU:HD21	2.01	0.43
2:H:284:ARG:HD3	2:H:284:ARG:HA	1.78	0.43
2:H:386:GLU:HA	2:H:389:MET:HE2	2.00	0.43
2:I:219:PHE:O	2:I:247:LEU:HD12	2.19	0.43
2:J:400:LEU:O	2:J:403:THR:OG1	2.29	0.43
2:K:39:VAL:O	2:K:40:LEU:HD23	2.19	0.43
2:K:309:LEU:HD12	2:K:310:GLU:N	2.33	0.43
2:K:346:VAL:HA	2:K:349:ILE:HG22	2.01	0.43
2:L:101:THR:O	2:L:105:LYS:HE2	2.18	0.43
2:L:193:MET:HE3	2:L:295:LEU:HD13	2.00	0.43
2:L:194:GLN:HA	2:L:331:THR:HA	2.00	0.43
2:L:207:LYS:HZ3	2:L:214:GLU:H	1.67	0.43
2:L:349:ILE:O	2:L:353:ILE:N	2.50	0.43
2:L:381:VAL:HB	2:L:393:LYS:NZ	2.34	0.43
2:L:389:MET:O	2:L:393:LYS:HG2	2.18	0.43
2:M:95:LEU:HD13	2:M:447:MET:HA	2.00	0.43
2:N:240:VAL:HG11	2:N:247:LEU:HD22	2.00	0.43

*Continued on next page...*

*Continued from previous page...*

Atom-1	Atom-2	Interatomic distance (Å)	Clash overlap (Å)
2:N:478:TYR:HB2	2:N:485:TYR:CD1	2.54	0.43
1:S:10:VAL:HG23	1:S:86:MET:SD	2.58	0.43
1:Y:73:VAL:HG22	1:Y:86:MET:HB3	2.01	0.43
1:2:21:SER:HA	1:2:27:LEU:HA	2.01	0.43
2:A:229:ASN:HA	2:A:231:ARG:NH1	2.33	0.43
2:A:429:LEU:HB3	2:A:440:ILE:HG21	2.00	0.43
2:B:355:GLU:H	2:B:362:ARG:HH21	1.67	0.43
2:E:191:GLU:C	2:E:194:GLN:HE22	2.22	0.43
2:E:516:THR:C	2:F:49:ILE:HD11	2.38	0.43
2:H:291:ASP:CG	2:H:345:ARG:HH21	2.22	0.43
2:L:88:GLY:O	2:L:91:THR:OG1	2.23	0.43
2:L:441:LYS:HZ3	2:L:445:ARG:HD2	1.83	0.43
2:M:140:ASP:OD1	2:M:140:ASP:N	2.51	0.43
2:M:230:ILE:O	2:M:230:ILE:HG22	2.18	0.43
2:N:80:LYS:HA	2:N:83:ASP:OD2	2.19	0.43
2:N:349:ILE:O	2:N:353:ILE:HG13	2.18	0.43
1:X:15:LYS:HZ2	1:X:39:GLU:HB2	1.83	0.43
2:A:165:ALA:O	2:A:169:VAL:HG22	2.18	0.43
2:A:511:ALA:HA	2:A:514:MET:HG3	2.00	0.43
2:D:98:ALA:O	2:D:102:GLU:HG2	2.19	0.43
2:D:111:MET:HG3	2:D:112:ASN:N	2.34	0.43
2:E:179:ASP:HA	2:E:380:LYS:HA	2.01	0.43
2:F:3:ALA:HB3	2:F:524:LEU:H	1.83	0.43
2:F:475:ASN:OD1	2:F:489:ILE:HD12	2.18	0.43
2:G:23:LEU:HD21	2:G:60:ILE:HG21	2.00	0.43
2:G:455:VAL:HG11	2:G:462:PRO:HA	2.01	0.43
2:G:475:ASN:HB3	2:G:488:MET:N	2.25	0.43
2:H:54:VAL:HG22	2:H:58:ARG:HG3	2.01	0.43
2:H:361:ASP:HA	2:H:364:LYS:NZ	2.34	0.43
2:I:55:SER:HA	2:I:58:ARG:CZ	2.48	0.43
2:J:217:SER:HA	2:J:320:ALA:O	2.19	0.43
2:J:236:VAL:O	2:J:240:VAL:HG23	2.19	0.43
2:K:221:LEU:HG	2:K:249:ILE:HA	2.01	0.43
2:K:393:LYS:O	2:K:397:GLU:OE1	2.36	0.43
2:L:130:GLU:OE1	2:L:422:VAL:HB	2.19	0.43
2:L:193:MET:HE1	2:L:292:ILE:HA	2.01	0.43
2:M:203:TYR:HD2	2:M:263:VAL:HG11	1.84	0.43
2:M:507:ALA:HA	2:M:510:VAL:HG22	2.01	0.43
1:S:49:LEU:O	1:S:50:GLU:HG3	2.19	0.43
1:U:6:LEU:HD12	1:U:9:ARG:HH21	1.84	0.43
1:2:12:VAL:HG22	1:2:40:VAL:HA	2.01	0.43

*Continued on next page...*

*Continued from previous page...*

Atom-1	Atom-2	Interatomic distance (Å)	Clash overlap (Å)
2:A:40:LEU:O	2:A:47:PRO:CA	2.61	0.43
2:A:91:THR:HA	2:A:94:VAL:HG12	2.00	0.43
2:B:222:LEU:O	2:B:301:ILE:HB	2.19	0.43
2:B:227:ILE:HG12	2:B:254:VAL:HA	2.00	0.43
2:D:113:PRO:HB2	2:D:516:THR:HG22	1.99	0.43
2:H:10:ASN:OD1	2:H:10:ASN:N	2.52	0.43
2:H:240:VAL:HG11	2:H:247:LEU:HG	2.01	0.43
2:I:253:ASP:HA	2:I:277:LYS:HZ1	1.84	0.43
2:J:286:LYS:HA	2:J:289:LEU:HG	2.01	0.43
2:K:177:VAL:HG11	2:K:393:LYS:HG3	2.01	0.43
2:K:219:PHE:HE2	2:K:245:LYS:HD2	1.84	0.43
2:K:511:ALA:HA	2:K:514:MET:HG3	2.01	0.43
2:L:57:ALA:HA	2:L:60:ILE:HG22	2.01	0.43
2:L:280:GLY:O	2:L:285:ARG:NE	2.38	0.43
2:L:355:GLU:C	2:L:357:THR:H	2.22	0.43
2:N:114:MET:HA	2:N:117:LYS:HE2	2.01	0.43
1:Q:47:ARG:CZ	1:Q:55:LYS:HG2	2.49	0.43
1:S:12:VAL:HA	1:S:41:LEU:H	1.83	0.43
1:Z:9:ARG:HB2	1:Z:85:ILE:HG13	2.00	0.43
2:A:74:VAL:O	2:A:77:VAL:HG12	2.19	0.42
2:A:95:LEU:HD11	2:A:507:ALA:CB	2.49	0.42
2:A:250:ILE:O	2:A:250:ILE:HG22	2.19	0.42
2:B:14:VAL:HG12	2:B:18:ARG:NH1	2.34	0.42
2:C:205:ILE:HA	2:C:213:VAL:HG22	2.01	0.42
2:C:351:GLN:HG2	2:D:210:THR:HG21	2.01	0.42
2:C:449:ALA:HA	2:C:452:ARG:HG2	1.99	0.42
2:E:76:GLU:OE2	2:E:80:LYS:HD2	2.18	0.42
2:E:82:ASN:HA	2:E:86:GLY:HA2	1.99	0.42
2:F:238:GLU:O	2:F:241:ALA:HB3	2.19	0.42
2:G:206:ASN:HB3	2:G:213:VAL:HA	2.00	0.42
2:G:349:ILE:HD12	2:G:372:LEU:HD11	2.00	0.42
2:H:8:PHE:HE2	2:I:26:ALA:HA	1.84	0.42
2:H:54:VAL:O	2:H:58:ARG:HG3	2.19	0.42
2:I:146:GLN:O	2:I:150:ILE:HG12	2.19	0.42
2:J:92:ALA:O	2:J:95:LEU:HG	2.19	0.42
2:K:112:ASN:ND2	2:K:114:MET:SD	2.92	0.42
2:K:224:ASP:HB2	2:K:302:SER:HA	2.01	0.42
2:K:479:ASN:HB2	2:K:491:MET:SD	2.59	0.42
2:L:65:LYS:HG2	2:L:69:MET:HE1	2.01	0.42
2:L:222:LEU:O	2:L:301:ILE:HG22	2.19	0.42
2:M:15:LYS:HA	2:M:18:ARG:NH1	2.34	0.42

*Continued on next page...*

*Continued from previous page...*

Atom-1	Atom-2	Interatomic distance (Å)	Clash overlap (Å)
2:M:77:VAL:HA	2:M:80:LYS:HG2	2.00	0.42
2:M:82:ASN:HA	2:M:86:GLY:HA2	2.01	0.42
2:N:9:GLY:O	2:N:13:ARG:HG2	2.19	0.42
2:N:117:LYS:CG	2:N:515:ILE:HD11	2.48	0.42
1:Q:39:GLU:CD	1:Q:41:LEU:H	2.23	0.42
1:X:45:ASN:OD1	1:X:46:GLY:N	2.51	0.42
1:X:93:ALA:HB1	1:Y:3:ILE:HG12	2.00	0.42
1:Z:13:LYS:HG2	1:Z:39:GLU:HG3	2.00	0.42
2:A:194:GLN:HB2	2:A:371:LYS:HE3	2.02	0.42
2:B:147:VAL:HA	2:B:150:ILE:HG12	2.00	0.42
2:B:297:GLY:HA3	2:B:336:VAL:HB	2.01	0.42
2:B:498:LYS:HA	2:B:501:ARG:NE	2.34	0.42
2:C:280:GLY:O	2:C:285:ARG:NH2	2.52	0.42
2:C:305:ILE:CG2	2:C:306:GLY:H	2.29	0.42
2:C:349:ILE:O	2:C:353:ILE:HG13	2.19	0.42
2:D:28:LYS:CE	2:D:93:THR:HG22	2.49	0.42
2:E:236:VAL:O	2:E:240:VAL:HG23	2.18	0.42
2:E:279:PRO:HB2	2:E:285:ARG:HG3	2.01	0.42
2:F:256:GLY:O	2:F:259:LEU:HG	2.18	0.42
2:F:467:ASN:HD22	2:F:467:ASN:HA	1.68	0.42
2:G:206:ASN:HD22	2:G:213:VAL:HG13	1.84	0.42
2:H:152:ALA:HB1	2:H:155:ASP:HB3	2.01	0.42
2:H:322:ARG:HB3	2:H:333:ILE:HD12	2.01	0.42
2:J:23:LEU:HD22	2:J:74:VAL:HG21	2.01	0.42
2:J:194:GLN:HB2	2:J:331:THR:HG23	2.00	0.42
2:L:116:LEU:HA	2:L:439:GLY:HA3	2.01	0.42
2:L:125:THR:O	2:L:129:GLU:HG2	2.19	0.42
2:L:281:PHE:O	2:L:285:ARG:HG2	2.19	0.42
2:L:451:LEU:HD12	2:L:452:ARG:N	2.35	0.42
2:M:15:LYS:HD2	2:M:66:PHE:CD2	2.54	0.42
2:M:207:LYS:N	2:M:208:PRO:HD2	2.34	0.42
2:M:479:ASN:HB2	2:M:491:MET:SD	2.60	0.42
2:N:238:GLU:O	2:N:241:ALA:HB3	2.18	0.42
1:O:45:ASN:OD1	1:O:46:GLY:N	2.53	0.42
1:P:49:LEU:HD11	1:P:55:LYS:HZ3	1.84	0.42
1:S:10:VAL:O	1:S:85:ILE:HD12	2.19	0.42
1:Y:35:SER:HB3	1:Y:67:PHE:CZ	2.55	0.42
2:B:219:PHE:HE2	2:B:244:GLY:HA3	1.83	0.42
2:B:325:ILE:HG13	2:B:330:THR:HG23	2.00	0.42
2:D:219:PHE:O	2:D:247:LEU:HD12	2.19	0.42
2:E:234:LEU:N	2:E:235:PRO:HD2	2.34	0.42

*Continued on next page...*

*Continued from previous page...*

Atom-1	Atom-2	Interatomic distance (Å)	Clash overlap (Å)
2:G:433:ASN:HD21	2:G:435:ASP:HB2	1.84	0.42
2:J:65:LYS:HE2	2:J:523:ASP:HB2	2.00	0.42
2:J:507:ALA:HA	2:J:510:VAL:HG22	2.01	0.42
2:K:255:GLU:OE2	2:K:258:ALA:N	2.43	0.42
2:L:278:ALA:HB1	2:L:285:ARG:HB2	2.01	0.42
2:M:54:VAL:O	2:M:58:ARG:HG3	2.20	0.42
2:M:238:GLU:HA	2:M:241:ALA:HB3	2.01	0.42
2:N:124:VAL:O	2:N:128:VAL:HG23	2.19	0.42
1:U:34:LYS:HZ3	1:U:67:PHE:HE2	1.67	0.42
1:U:65:VAL:HB	1:U:94:ILE:HG22	2.00	0.42
1:X:11:ILE:HG23	1:X:41:LEU:HB3	2.01	0.42
1:2:77:LYS:NZ	1:2:80:ASN:HA	2.34	0.42
2:A:365:LEU:HA	2:A:368:ARG:NE	2.34	0.42
2:B:383:ALA:HB1	2:B:388:GLU:OE1	2.20	0.42
2:B:477:GLY:O	2:B:485:TYR:HD1	2.02	0.42
2:C:15:LYS:HG3	2:C:18:ARG:HH22	1.84	0.42
2:C:417:VAL:O	2:C:421:ARG:HG2	2.19	0.42
2:D:66:PHE:HA	2:D:69:MET:CE	2.49	0.42
2:D:128:VAL:HG21	2:D:505:GLN:HE21	1.84	0.42
2:G:362:ARG:O	2:G:366:GLN:HG3	2.19	0.42
2:H:125:THR:O	2:H:129:GLU:HG2	2.20	0.42
2:I:63:GLU:HG2	2:I:64:ASP:N	2.33	0.42
2:I:175:ILE:HA	2:I:377:ALA:HB3	2.02	0.42
2:J:180:GLY:O	2:J:382:GLY:HA2	2.20	0.42
2:J:368:ARG:O	2:J:372:LEU:HG	2.18	0.42
2:K:180:GLY:HA2	2:K:380:LYS:HZ2	1.84	0.42
2:L:152:ALA:O	2:L:395:ARG:HD2	2.19	0.42
2:M:340:ALA:O	2:M:343:GLN:NE2	2.52	0.42
2:N:348:GLN:O	2:N:352:GLN:HG3	2.19	0.42
1:O:39:GLU:OE1	1:O:39:GLU:N	2.53	0.42
1:O:92:LEU:O	1:P:9:ARG:HD2	2.19	0.42
1:U:48:ILE:HA	1:U:53:GLU:O	2.19	0.42
1:V:68:ASN:HB2	1:V:92:LEU:HD11	2.01	0.42
1:X:19:THR:O	1:X:19:THR:HG23	2.19	0.42
1:2:7:HIS:HA	1:2:46:GLY:O	2.19	0.42
2:B:69:MET:O	2:B:72:GLN:HG2	2.19	0.42
2:C:24:ALA:O	2:C:28:LYS:HG3	2.18	0.42
2:C:76:GLU:O	2:C:80:LYS:HG3	2.19	0.42
2:C:342:ILE:H	2:C:342:ILE:HD12	1.84	0.42
2:F:358:SER:HA	2:F:362:ARG:NE	2.35	0.42
2:H:165:ALA:O	2:H:168:LYS:HG2	2.19	0.42

*Continued on next page...*

*Continued from previous page...*

Atom-1	Atom-2	Interatomic distance (Å)	Clash overlap (Å)
2:I:421:ARG:HD3	2:I:421:ARG:HA	1.86	0.42
2:J:405:ALA:HB1	2:J:498:LYS:HB3	2.00	0.42
2:J:456:LEU:HB2	2:J:462:PRO:HG3	2.01	0.42
2:J:511:ALA:O	2:J:515:ILE:HG13	2.19	0.42
2:K:115:ASP:HB3	2:K:435:ASP:HB3	2.01	0.42
2:N:66:PHE:HA	2:N:69:MET:SD	2.59	0.42
1:U:15:LYS:HA	1:U:15:LYS:HD3	1.68	0.42
2:A:197:ARG:HH11	2:A:277:LYS:HE2	1.85	0.42
2:A:224:ASP:HA	2:A:252:GLU:HB2	2.01	0.42
2:A:283:ASP:O	2:A:286:LYS:HG3	2.19	0.42
2:B:54:VAL:O	2:B:58:ARG:HG2	2.20	0.42
2:B:394:ALA:O	2:B:397:GLU:HG2	2.20	0.42
2:D:92:ALA:HB1	2:D:507:ALA:HB2	2.01	0.42
2:D:169:VAL:HG11	2:D:377:ALA:HB2	2.02	0.42
2:D:200:LEU:HD11	2:D:277:LYS:N	2.34	0.42
2:D:504:LEU:HD12	2:D:505:GLN:N	2.34	0.42
2:E:321:LYS:HB2	2:E:334:ASP:HB2	2.02	0.42
2:I:74:VAL:O	2:I:77:VAL:HG12	2.20	0.42
2:K:58:ARG:HA	2:K:75:LYS:HE2	2.02	0.42
2:K:498:LYS:HG3	2:K:501:ARG:NH2	2.34	0.42
2:L:197:ARG:HD3	2:L:197:ARG:HA	1.85	0.42
2:M:97:GLN:O	2:M:101:THR:HG23	2.19	0.42
2:N:417:VAL:O	2:N:420:ILE:CG1	2.65	0.42
1:S:60:LYS:HG2	1:S:63:ASP:OD2	2.19	0.42
1:S:94:ILE:O	1:T:3:ILE:HG13	2.19	0.42
1:Z:14:ARG:NH2	1:Z:35:SER:OG	2.41	0.42
2:B:289:LEU:HD23	2:B:292:ILE:HD12	2.01	0.42
2:B:497:THR:O	2:B:501:ARG:HG2	2.19	0.42
2:C:66:PHE:HA	2:C:69:MET:HG2	2.02	0.42
2:D:37:ASN:HB3	2:D:49:ILE:CD1	2.49	0.42
2:D:186:GLU:HB3	2:D:380:LYS:HE2	2.02	0.42
2:E:12:ALA:HB3	2:E:520:MET:CE	2.50	0.42
2:E:421:ARG:NH1	2:E:473:ASP:OD1	2.53	0.42
2:F:100:ILE:HG13	2:F:101:THR:N	2.34	0.42
2:G:102:GLU:HB3	2:G:442:VAL:CG1	2.50	0.42
2:G:166:MET:CE	2:G:171:LYS:HA	2.50	0.42
2:H:183:LEU:HG	2:H:383:ALA:HA	2.00	0.42
2:H:214:GLU:HG2	2:H:324:VAL:HG22	2.02	0.42
2:H:363:GLU:HG2	2:H:364:LYS:N	2.34	0.42
2:J:27:VAL:HG13	2:J:53:GLY:HA3	2.02	0.42
2:J:168:LYS:NZ	2:J:187:LEU:HD21	2.34	0.42

*Continued on next page...*

*Continued from previous page...*

Atom-1	Atom-2	Interatomic distance (Å)	Clash overlap (Å)
2:J:213:VAL:HB	2:J:325:ILE:O	2.20	0.42
2:K:215:LEU:O	2:K:322:ARG:HA	2.19	0.42
2:M:131:LEU:HD11	2:M:501:ARG:HG3	2.01	0.42
2:M:448:GLU:O	2:M:452:ARG:HG3	2.20	0.42
2:N:265:ASN:O	2:N:270:ILE:HG22	2.19	0.42
1:V:12:VAL:HG12	1:V:40:VAL:HA	2.00	0.42
1:X:7:HIS:ND1	1:X:45:ASN:OD1	2.52	0.42
1:1:26:VAL:HG11	2:M:269:GLY:HA2	2.01	0.42
2:A:81:ALA:HB1	2:A:89:THR:HG22	2.02	0.42
2:A:518:GLU:HG3	2:B:37:ASN:O	2.19	0.42
2:D:100:ILE:HG12	2:D:515:ILE:HD13	2.01	0.42
2:D:416:GLY:HA3	2:D:451:LEU:HD21	2.01	0.42
2:F:81:ALA:O	2:F:85:ALA:N	2.40	0.42
2:F:186:GLU:HB3	2:F:380:LYS:HG3	2.01	0.42
2:F:284:ARG:O	2:F:288:MET:HG3	2.20	0.42
2:F:345:ARG:O	2:F:348:GLN:HG3	2.19	0.42
2:H:321:LYS:CB	2:H:334:ASP:HB3	2.50	0.42
2:H:414:GLY:H	2:H:494:LEU:HA	1.85	0.42
2:H:488:MET:O	2:H:492:GLY:N	2.49	0.42
2:I:41:ASP:OD1	2:I:41:ASP:N	2.51	0.42
2:I:342:ILE:HG23	2:I:372:LEU:HD13	2.00	0.42
2:I:506:TYR:OH	2:J:384:ALA:O	2.29	0.42
2:J:58:ARG:O	2:J:75:LYS:NZ	2.28	0.42
2:J:362:ARG:O	2:J:366:GLN:HG3	2.19	0.42
2:J:488:MET:HB3	2:J:494:LEU:HD21	2.02	0.42
2:L:140:ASP:O	2:L:144:ILE:HG13	2.19	0.42
2:L:345:ARG:O	2:L:349:ILE:HG13	2.20	0.42
2:M:96:ALA:O	2:M:100:ILE:HG22	2.19	0.42
2:M:270:ILE:HD12	2:M:270:ILE:N	2.34	0.42
1:P:10:VAL:HG22	1:P:43:VAL:HG12	2.01	0.42
1:Q:68:ASN:ND2	1:R:72:GLY:O	2.53	0.42
1:R:11:ILE:HD13	1:R:85:ILE:HG12	2.02	0.42
1:R:67:PHE:HA	1:R:92:LEU:HG	2.02	0.42
1:W:11:ILE:HB	1:W:42:ALA:HB3	2.01	0.42
2:A:146:GLN:O	2:A:150:ILE:HG12	2.20	0.42
2:A:213:VAL:HG11	2:A:274:ALA:HB2	2.02	0.42
2:A:234:LEU:HB3	1:O:23:GLY:HA2	2.02	0.42
2:B:455:VAL:HG11	2:B:462:PRO:HA	2.02	0.42
2:C:390:LYS:HG2	2:C:393:LYS:HZ2	1.85	0.42
2:D:231:ARG:NH1	2:D:234:LEU:HD22	2.35	0.42
2:E:465:VAL:HA	2:E:485:TYR:OH	2.19	0.42

*Continued on next page...*

*Continued from previous page...*

Atom-1	Atom-2	Interatomic distance (Å)	Clash overlap (Å)
2:G:3:ALA:O	2:G:524:LEU:N	2.53	0.42
2:I:7:LYS:HB2	2:I:7:LYS:HE2	1.93	0.42
2:I:7:LYS:HE3	2:I:66:PHE:HE1	1.84	0.42
2:I:295:LEU:HD23	2:I:335:GLY:HA3	2.01	0.42
2:I:362:ARG:HG3	2:I:366:GLN:OE1	2.20	0.42
2:K:250:ILE:HA	2:K:276:VAL:O	2.19	0.42
2:L:30:THR:HA	2:L:36:ARG:O	2.20	0.42
2:L:93:THR:HG22	2:L:97:GLN:NE2	2.26	0.42
2:L:285:ARG:HA	2:L:288:MET:HE3	2.02	0.42
2:L:385:THR:HG23	2:L:388:GLU:H	1.84	0.42
2:M:71:ALA:HA	2:M:74:VAL:HG22	2.01	0.42
2:M:308:GLU:HB3	2:M:311:LYS:HB3	2.01	0.42
2:N:357:THR:HG22	2:N:360:TYR:HB3	2.02	0.42
2:N:441:LYS:O	2:N:445:ARG:HG2	2.20	0.42
1:O:39:GLU:HA	1:O:63:ASP:O	2.20	0.42
1:O:39:GLU:HG3	1:O:64:ILE:HG13	2.01	0.42
1:P:18:GLU:OE2	1:P:32:ALA:N	2.53	0.42
1:U:60:LYS:HG2	1:U:61:VAL:H	1.85	0.42
1:V:84:LEU:HB3	1:V:86:MET:HE3	2.00	0.42
1:W:5:PRO:HG3	1:W:42:ALA:HB1	2.01	0.42
1:X:12:VAL:HG22	1:X:40:VAL:HG23	2.00	0.42
1:2:14:ARG:HG3	1:2:37:ARG:O	2.20	0.42
1:2:34:LYS:NZ	1:2:36:THR:HG22	2.34	0.42
1:2:40:VAL:HG11	1:2:61:VAL:HG23	2.02	0.42
2:A:208:PRO:HG3	2:A:214:GLU:HG3	2.02	0.42
2:B:70:GLY:O	2:B:73:MET:HG2	2.19	0.42
2:C:42:LYS:HD3	2:C:44:PHE:HB2	2.00	0.42
2:D:125:THR:O	2:D:129:GLU:OE1	2.37	0.42
2:E:200:LEU:N	2:E:204:PHE:HD2	2.17	0.42
2:E:404:ARG:O	2:E:408:GLU:HG2	2.20	0.42
2:H:2:ALA:O	2:I:61:GLU:HB3	2.19	0.42
2:H:71:ALA:O	2:H:75:LYS:HG3	2.20	0.42
2:I:142:LYS:HE3	2:I:146:GLN:HE21	1.84	0.42
2:J:111:MET:CE	2:J:438:VAL:HB	2.50	0.42
2:J:217:SER:O	2:J:245:LYS:HE3	2.20	0.42
2:J:383:ALA:HB3	2:J:389:MET:HG2	2.02	0.42
2:J:383:ALA:HB3	2:J:389:MET:CG	2.50	0.42
2:K:128:VAL:HG12	2:K:132:LYS:HE2	2.02	0.42
2:L:101:THR:HG23	2:L:105:LYS:HZ3	1.83	0.42
2:M:502:SER:O	2:M:505:GLN:HG2	2.19	0.42
2:N:199:TYR:CD1	2:N:204:PHE:HB2	2.55	0.42

*Continued on next page...*



*Continued from previous page...*

Atom-1	Atom-2	Interatomic distance (Å)	Clash overlap (Å)
2:N:421:ARG:NH2	2:N:469:VAL:O	2.53	0.42
2:N:452:ARG:HA	2:N:462:PRO:HB3	2.02	0.42
1:X:5:PRO:HB2	1:X:9:ARG:O	2.20	0.42
1:1:7:HIS:CE1	1:Z:88:GLU:HB3	2.55	0.41
2:B:444:LEU:O	2:B:448:GLU:HG3	2.19	0.41
2:C:141:SER:HA	2:C:144:ILE:HD12	2.02	0.41
2:C:421:ARG:NE	2:C:473:ASP:HA	2.34	0.41
2:D:10:ASN:CG	2:D:13:ARG:HH21	2.23	0.41
2:E:220:ILE:HG22	2:E:249:ILE:HA	2.02	0.41
2:F:7:LYS:HD2	2:F:66:PHE:CE2	2.53	0.41
2:F:80:LYS:HG3	2:F:506:TYR:CE2	2.55	0.41
2:F:218:PRO:HB2	2:F:219:PHE:H	1.69	0.41
2:F:291:ASP:OD1	2:F:292:ILE:N	2.53	0.41
2:G:199:TYR:CE1	2:G:327:LYS:HA	2.55	0.41
2:G:502:SER:HA	2:G:505:GLN:HE21	1.85	0.41
2:H:301:ILE:HD12	2:H:307:MET:HG2	2.01	0.41
2:H:338:GLU:OE1	2:H:338:GLU:N	2.52	0.41
2:I:24:ALA:O	2:I:28:LYS:HG3	2.19	0.41
2:I:381:VAL:HG13	2:I:392:LYS:HE2	2.01	0.41
2:J:13:ARG:O	2:J:16:MET:HB2	2.20	0.41
2:J:223:ALA:N	2:J:250:ILE:O	2.53	0.41
2:J:417:VAL:HA	2:J:420:ILE:HG12	2.02	0.41
2:K:103:GLY:O	2:K:107:VAL:HG23	2.19	0.41
2:L:461:GLU:HA	2:L:462:PRO:HD3	1.93	0.41
2:M:349:ILE:O	2:M:353:ILE:HG13	2.19	0.41
2:N:56:VAL:HG12	2:N:60:ILE:HD11	2.02	0.41
2:N:420:ILE:HG22	2:N:447:MET:HG3	2.02	0.41
1:Z:7:HIS:HB3	1:Z:8:ASP:H	1.69	0.41
1:1:89:SER:O	1:2:9:ARG:NH2	2.52	0.41
2:A:307:MET:HG3	2:A:308:GLU:H	1.83	0.41
2:B:185:ASP:OD1	2:B:382:GLY:N	2.32	0.41
2:B:475:ASN:OD1	2:B:488:MET:HB2	2.19	0.41
2:C:178:GLU:CD	2:C:378:VAL:HA	2.40	0.41
2:C:267:MET:SD	2:C:268:ARG:N	2.93	0.41
2:C:285:ARG:O	2:C:289:LEU:HG	2.19	0.41
2:D:250:ILE:HA	2:D:276:VAL:HG12	2.02	0.41
2:D:306:GLY:N	2:E:267:MET:HE3	2.35	0.41
2:E:359:ASP:O	2:E:363:GLU:HG3	2.20	0.41
2:F:138:CYS:H	2:F:410:GLY:HA2	1.85	0.41
2:F:239:ALA:HA	2:F:242:LYS:HZ3	1.84	0.41
2:F:245:LYS:HD3	2:F:245:LYS:HA	1.86	0.41

*Continued on next page...*

*Continued from previous page...*

Atom-1	Atom-2	Interatomic distance (Å)	Clash overlap (Å)
2:F:368:ARG:HA	2:F:371:LYS:HG2	2.02	0.41
2:F:400:LEU:HD23	2:F:404:ARG:HH11	1.84	0.41
2:G:268:ARG:NE	2:G:268:ARG:HA	2.35	0.41
2:I:230:ILE:C	2:I:232:GLU:H	2.23	0.41
2:J:42:LYS:HZ2	2:J:44:PHE:H	1.68	0.41
2:J:58:ARG:HA	2:J:75:LYS:HD3	2.01	0.41
2:J:230:ILE:HG13	2:J:231:ARG:N	2.35	0.41
2:K:121:ASP:OD1	2:K:122:LYS:N	2.52	0.41
2:K:197:ARG:HD2	2:K:276:VAL:HB	2.01	0.41
2:K:352:GLN:O	2:K:355:GLU:HB2	2.20	0.41
2:K:496:PRO:HG2	2:K:499:VAL:CG2	2.51	0.41
2:L:421:ARG:O	2:L:424:SER:OG	2.26	0.41
2:L:423:ALA:HA	2:L:426:LEU:HD12	2.02	0.41
2:N:72:GLN:O	2:N:76:GLU:OE1	2.38	0.41
2:N:194:GLN:NE2	2:N:329:THR:HB	2.35	0.41
1:P:74:LYS:O	1:P:84:LEU:HA	2.20	0.41
1:T:36:THR:O	1:T:66:ILE:HA	2.20	0.41
1:T:96:GLU:OE1	1:U:2:ASN:HB3	2.20	0.41
1:U:83:VAL:HG12	1:U:84:LEU:N	2.34	0.41
1:W:26:VAL:HG12	1:W:28:THR:N	2.35	0.41
2:A:234:LEU:N	2:A:235:PRO:HD2	2.35	0.41
2:B:57:ALA:O	2:B:75:LYS:HE2	2.21	0.41
2:B:260:ALA:O	2:B:264:VAL:HG23	2.20	0.41
2:B:265:ASN:OD1	2:B:268:ARG:NH2	2.51	0.41
2:C:98:ALA:O	2:C:102:GLU:HG2	2.20	0.41
2:C:107:VAL:C	2:C:110:GLY:H	2.22	0.41
2:C:111:MET:CE	2:C:116:LEU:HD21	2.50	0.41
2:C:388:GLU:HG2	2:C:392:LYS:HZ3	1.85	0.41
2:D:282:GLY:C	2:D:284:ARG:H	2.24	0.41
2:E:248:LEU:HD12	2:E:274:ALA:O	2.20	0.41
2:E:266:THR:HG22	2:E:273:VAL:N	2.36	0.41
2:E:270:ILE:HD12	1:S:27:LEU:HD22	2.01	0.41
2:F:197:ARG:HD3	2:F:277:LYS:NZ	2.30	0.41
2:F:387:VAL:HA	2:F:390:LYS:HD2	2.02	0.41
2:G:10:ASN:OD1	2:G:14:VAL:HG23	2.20	0.41
2:G:143:ALA:O	2:G:147:VAL:HG13	2.20	0.41
2:H:185:ASP:OD1	2:H:186:GLU:N	2.54	0.41
2:H:213:VAL:HG22	2:H:325:ILE:HB	2.02	0.41
2:J:68:ASN:OD1	2:J:72:GLN:NE2	2.49	0.41
2:L:220:ILE:H	2:L:220:ILE:HD12	1.85	0.41
2:L:227:ILE:O	2:L:255:GLU:HB2	2.21	0.41

*Continued on next page...*

*Continued from previous page...*

Atom-1	Atom-2	Interatomic distance (Å)	Clash overlap (Å)
2:L:284:ARG:NH1	2:L:364:LYS:HE2	2.36	0.41
2:M:54:VAL:HA	2:M:57:ALA:HB3	2.01	0.41
2:M:128:VAL:O	2:M:131:LEU:HG	2.20	0.41
2:M:502:SER:HA	2:M:505:GLN:OE1	2.21	0.41
2:N:112:ASN:HA	2:N:113:PRO:HD3	1.94	0.41
2:N:454:ILE:HA	2:N:457:ASN:OD1	2.20	0.41
1:S:20:LYS:HG3	1:S:27:LEU:O	2.20	0.41
1:S:39:GLU:OE1	1:S:39:GLU:N	2.52	0.41
2:A:36:ARG:NH1	2:G:517:THR:O	2.43	0.41
2:A:91:THR:HG23	2:A:450:PRO:CG	2.43	0.41
2:B:66:PHE:O	2:B:69:MET:HG3	2.21	0.41
2:B:449:ALA:HA	2:B:452:ARG:HG2	2.02	0.41
2:C:94:VAL:HG22	2:C:449:ALA:HB1	2.01	0.41
2:C:263:VAL:O	2:C:267:MET:HG3	2.20	0.41
2:D:215:LEU:HD12	2:D:248:LEU:HD21	2.01	0.41
2:D:279:PRO:HD2	2:D:285:ARG:HG3	2.02	0.41
2:E:3:ALA:HA	2:F:61:GLU:HG2	2.01	0.41
2:F:383:ALA:HB1	2:F:388:GLU:OE2	2.19	0.41
2:G:284:ARG:O	2:G:288:MET:HG3	2.20	0.41
2:H:199:TYR:OH	2:H:211:GLY:HA3	2.20	0.41
2:I:111:MET:CE	2:I:435:ASP:HB3	2.51	0.41
2:I:264:VAL:HA	2:I:267:MET:HG3	2.01	0.41
2:L:24:ALA:HB2	2:L:97:GLN:HG2	2.01	0.41
2:M:420:ILE:H	2:M:420:ILE:HD12	1.85	0.41
2:N:28:LYS:HD2	2:N:453:GLN:HG2	2.03	0.41
2:N:346:VAL:HA	2:N:349:ILE:HG22	2.02	0.41
2:N:386:GLU:O	2:N:390:LYS:HG3	2.19	0.41
1:R:8:ASP:O	1:R:10:VAL:HG13	2.20	0.41
1:W:5:PRO:HD3	1:W:42:ALA:HB1	2.02	0.41
1:Y:14:ARG:CZ	1:Y:35:SER:HB2	2.50	0.41
1:2:90:ASP:HA	1:V:9:ARG:NH2	2.35	0.41
2:A:50:THR:HG23	2:A:52:ASP:H	1.85	0.41
2:A:161:LEU:HD21	2:A:187:LEU:HB2	2.03	0.41
2:A:238:GLU:HG2	2:A:242:LYS:HE2	2.01	0.41
2:A:463:SER:HB3	2:H:461:GLU:HG3	2.02	0.41
2:E:80:LYS:HZ1	2:F:386:GLU:H	1.67	0.41
2:E:338:GLU:CD	2:E:340:ALA:H	2.24	0.41
2:F:121:ASP:O	2:F:125:THR:HG23	2.19	0.41
2:F:262:LEU:HA	2:F:262:LEU:HD12	1.86	0.41
2:G:103:GLY:O	2:G:107:VAL:HG23	2.20	0.41
2:G:253:ASP:OD1	2:G:254:VAL:N	2.53	0.41

*Continued on next page...*

*Continued from previous page...*

Atom-1	Atom-2	Interatomic distance (Å)	Clash overlap (Å)
2:I:234:LEU:O	2:I:238:GLU:HG2	2.20	0.41
2:L:96:ALA:O	2:L:100:ILE:HG12	2.21	0.41
2:L:234:LEU:N	2:L:235:PRO:HD2	2.35	0.41
2:N:327:LYS:HE2	2:N:327:LYS:HB3	1.82	0.41
1:Q:7:HIS:ND1	1:Q:48:ILE:HD11	2.35	0.41
1:R:13:LYS:HE2	1:R:81:GLU:OE2	2.20	0.41
1:U:75:SER:HA	1:U:84:LEU:HD23	2.02	0.41
1:X:95:VAL:HB	1:Y:3:ILE:HG13	2.02	0.41
1:2:25:ILE:H	1:2:25:ILE:HD12	1.85	0.41
2:B:28:LYS:HG3	2:B:97:GLN:OE1	2.20	0.41
2:B:38:VAL:HG22	2:B:50:THR:O	2.20	0.41
2:B:92:ALA:O	2:B:95:LEU:HG	2.21	0.41
2:B:214:GLU:OE2	2:B:322:ARG:HD3	2.20	0.41
2:C:229:ASN:OD1	2:C:229:ASN:N	2.52	0.41
2:C:420:ILE:HD11	2:C:470:LYS:HG3	2.02	0.41
2:C:455:VAL:CG1	2:C:462:PRO:HA	2.51	0.41
2:G:350:ARG:O	2:G:353:ILE:HB	2.21	0.41
2:H:222:LEU:HD23	2:H:289:LEU:HB3	2.02	0.41
2:I:238:GLU:O	2:I:242:LYS:HD3	2.20	0.41
2:I:289:LEU:HD23	2:I:289:LEU:HA	1.89	0.41
2:J:24:ALA:O	2:J:28:LYS:HE2	2.21	0.41
2:J:206:ASN:HB3	2:J:212:ALA:O	2.20	0.41
2:J:488:MET:HA	2:J:491:MET:HG2	2.02	0.41
2:K:101:THR:HG22	2:K:105:LYS:NZ	2.35	0.41
2:L:231:ARG:NH1	2:L:257:GLU:HG2	2.28	0.41
2:M:488:MET:HA	2:M:491:MET:CG	2.50	0.41
2:N:57:ALA:HB1	2:N:75:LYS:HG3	2.02	0.41
2:N:60:ILE:O	2:N:75:LYS:NZ	2.54	0.41
1:T:76:GLU:HB2	1:T:83:VAL:HG23	2.03	0.41
1:Z:22:ALA:HB3	1:Z:28:THR:OG1	2.21	0.41
2:B:7:LYS:HA	2:B:7:LYS:HD2	1.81	0.41
2:B:323:VAL:HG12	2:B:332:ILE:HA	2.03	0.41
2:D:231:ARG:HH21	2:D:237:LEU:HD22	1.86	0.41
2:D:320:ALA:HA	2:D:335:GLY:HA2	2.01	0.41
2:D:441:LYS:O	2:D:445:ARG:HG2	2.20	0.41
2:E:221:LEU:HD21	2:E:301:ILE:HG13	2.02	0.41
2:F:444:LEU:O	2:F:447:MET:HG2	2.21	0.41
2:F:469:VAL:HG23	2:F:485:TYR:OH	2.20	0.41
2:G:122:LYS:NZ	2:G:430:ARG:O	2.34	0.41
2:H:149:THR:HA	2:H:152:ALA:HB3	2.02	0.41
2:H:199:TYR:HE1	2:H:202:PRO:HA	1.85	0.41

*Continued on next page...*

*Continued from previous page...*

Atom-1	Atom-2	Interatomic distance (Å)	Clash overlap (Å)
2:H:247:LEU:HD13	2:H:271:VAL:HB	2.03	0.41
2:H:460:GLU:OE2	2:H:478:TYR:OH	2.39	0.41
2:I:224:ASP:HB3	2:I:303:GLU:HB2	2.03	0.41
2:I:421:ARG:NH1	2:I:473:ASP:HA	2.35	0.41
2:J:230:ILE:O	2:J:231:ARG:HG2	2.21	0.41
2:K:362:ARG:NH1	2:K:363:GLU:HB3	2.35	0.41
2:L:6:VAL:HA	2:L:520:MET:O	2.21	0.41
2:L:112:ASN:O	2:L:116:LEU:HG	2.20	0.41
2:N:88:GLY:CA	2:N:91:THR:HG23	2.47	0.41
2:N:94:VAL:HG12	2:N:450:PRO:HG3	2.02	0.41
2:N:270:ILE:HG23	2:N:271:VAL:N	2.34	0.41
1:T:47:ARG:HE	1:T:48:ILE:H	1.69	0.41
1:V:47:ARG:CZ	1:V:49:LEU:HB2	2.51	0.41
1:Z:67:PHE:CE1	1:Z:69:ASP:HB3	2.55	0.41
2:B:58:ARG:NH2	2:B:79:SER:HB2	2.36	0.41
2:B:160:LYS:HD2	2:B:160:LYS:HA	1.80	0.41
2:B:205:ILE:HG12	2:B:206:ASN:O	2.21	0.41
2:B:219:PHE:O	2:B:248:LEU:N	2.33	0.41
2:D:100:ILE:O	2:D:104:LEU:HG	2.20	0.41
2:E:268:ARG:NE	1:S:27:LEU:HD13	2.34	0.41
2:E:511:ALA:HA	2:E:514:MET:HG3	2.02	0.41
2:F:146:GLN:O	2:F:150:ILE:HG12	2.20	0.41
2:G:236:VAL:O	2:G:240:VAL:HG23	2.21	0.41
2:G:444:LEU:O	2:G:448:GLU:HG3	2.20	0.41
2:H:74:VAL:O	2:H:77:VAL:HG12	2.20	0.41
2:I:232:GLU:HB2	2:I:310:GLU:OE2	2.21	0.41
2:J:56:VAL:O	2:J:60:ILE:HG12	2.21	0.41
2:J:285:ARG:O	2:J:288:MET:HG3	2.20	0.41
2:K:36:ARG:HG3	2:K:37:ASN:N	2.34	0.41
2:K:197:ARG:N	2:K:328:ASP:O	2.54	0.41
2:M:197:ARG:N	2:M:328:ASP:O	2.53	0.41
1:R:21:SER:HB2	1:R:25:ILE:HA	2.02	0.41
1:T:34:LYS:NZ	1:T:36:THR:HB	2.36	0.41
1:Y:9:ARG:O	1:Y:44:GLY:N	2.53	0.41
1:Y:47:ARG:HD2	1:Y:55:LYS:HE2	2.03	0.41
1:Z:49:LEU:HD23	1:Z:49:LEU:HA	1.95	0.41
1:1:93:ALA:HB1	1:2:3:ILE:HG22	2.02	0.41
1:2:10:VAL:O	1:2:85:ILE:HD12	2.21	0.41
2:A:73:MET:HB3	2:B:47:PRO:HD2	2.02	0.41
2:A:360:TYR:HA	2:A:364:LYS:HZ3	1.85	0.41
2:C:17:LEU:CD1	2:C:97:GLN:HE22	2.33	0.41

*Continued on next page...*

*Continued from previous page...*

Atom-1	Atom-2	Interatomic distance (Å)	Clash overlap (Å)
2:C:378:VAL:HG12	2:C:380:LYS:HZ2	1.86	0.41
2:D:260:ALA:O	2:D:264:VAL:HG23	2.21	0.41
2:D:266:THR:HA	2:D:271:VAL:O	2.20	0.41
2:D:323:VAL:HG23	2:D:332:ILE:HD13	2.02	0.41
2:D:365:LEU:O	2:D:369:VAL:HG23	2.20	0.41
2:D:511:ALA:HA	2:D:514:MET:HG3	2.02	0.41
2:E:14:VAL:HA	2:E:17:LEU:HB3	2.03	0.41
2:E:92:ALA:O	2:E:95:LEU:HG	2.21	0.41
2:E:122:LYS:NZ	2:E:430:ARG:O	2.35	0.41
2:F:12:ALA:O	2:F:15:LYS:HB2	2.21	0.41
2:F:40:LEU:O	2:F:47:PRO:HA	2.21	0.41
2:F:69:MET:O	2:F:72:GLN:HG2	2.21	0.41
2:F:196:ASP:OD1	2:F:196:ASP:N	2.48	0.41
2:F:303:GLU:HA	2:F:308:GLU:HA	2.03	0.41
2:G:260:ALA:O	2:G:264:VAL:HG23	2.21	0.41
2:G:342:ILE:O	2:G:346:VAL:HG23	2.21	0.41
2:G:480:ALA:O	2:G:483:GLU:HG3	2.21	0.41
2:G:510:VAL:O	2:G:513:LEU:HG	2.21	0.41
2:H:13:ARG:O	2:H:17:LEU:HG	2.21	0.41
2:H:400:LEU:O	2:H:404:ARG:HG2	2.20	0.41
2:H:426:LEU:HD23	2:H:426:LEU:HA	1.83	0.41
2:H:510:VAL:O	2:H:514:MET:HG2	2.21	0.41
2:I:7:LYS:HD3	2:I:7:LYS:N	2.36	0.41
2:I:164:GLU:OE2	2:I:168:LYS:HD2	2.21	0.41
2:I:265:ASN:HA	2:I:270:ILE:HD12	2.02	0.41
2:J:61:GLU:HB2	2:J:68:ASN:OD1	2.21	0.41
2:J:267:MET:C	2:J:269:GLY:H	2.24	0.41
2:J:363:GLU:HA	2:J:366:GLN:NE2	2.34	0.41
2:K:71:ALA:O	2:K:75:LYS:HG2	2.21	0.41
2:L:104:LEU:CD1	2:L:105:LYS:HD3	2.50	0.41
2:L:325:ILE:HG13	2:L:330:THR:HG23	2.01	0.41
2:M:60:ILE:O	2:M:60:ILE:HG13	2.21	0.41
2:M:101:THR:O	2:M:104:LEU:HG	2.21	0.41
2:M:118:ARG:HH12	2:M:122:LYS:HB2	1.84	0.41
2:M:194:GLN:HB2	2:M:331:THR:HG23	2.02	0.41
2:M:323:VAL:HG12	2:M:332:ILE:HA	2.03	0.41
2:M:348:GLN:O	2:M:352:GLN:HG3	2.20	0.41
2:N:100:ILE:O	2:N:104:LEU:HG	2.21	0.41
2:N:228:SER:HB3	2:N:255:GLU:OE2	2.21	0.41
1:Q:49:LEU:HD12	1:Q:49:LEU:O	2.21	0.41
1:Q:73:VAL:HA	1:Q:85:ILE:O	2.20	0.41

*Continued on next page...*

*Continued from previous page...*

Atom-1	Atom-2	Interatomic distance (Å)	Clash overlap (Å)
1:Q:75:SER:HA	1:Q:84:LEU:HD23	2.03	0.41
1:S:38:GLY:O	1:S:65:VAL:HG22	2.21	0.41
1:T:10:VAL:HG22	1:T:44:GLY:H	1.85	0.41
1:T:11:ILE:HD11	1:T:42:ALA:HB3	2.02	0.41
1:T:65:VAL:HG12	1:T:94:ILE:HG13	2.01	0.41
1:X:19:THR:OG1	1:X:22:ALA:HB3	2.21	0.41
1:Z:8:ASP:OD1	1:Z:8:ASP:N	2.49	0.41
1:2:5:PRO:HB2	1:2:9:ARG:HB2	2.02	0.41
1:2:91:ILE:HG23	1:V:6:LEU:HD11	2.02	0.41
2:C:229:ASN:OD1	2:C:230:ILE:HD12	2.21	0.41
2:D:230:ILE:O	2:D:231:ARG:HG2	2.21	0.41
2:D:255:GLU:HB2	2:D:258:ALA:CB	2.51	0.41
2:E:268:ARG:HG3	2:E:270:ILE:H	1.85	0.41
2:F:345:ARG:HA	2:F:348:GLN:HG3	2.03	0.41
2:F:427:ALA:O	2:F:430:ARG:NH1	2.34	0.41
2:G:95:LEU:O	2:G:99:ILE:HG23	2.21	0.41
2:G:122:LYS:HG2	2:G:429:LEU:HD21	2.02	0.41
2:G:226:LYS:HE3	2:G:253:ASP:HB3	2.03	0.41
2:H:361:ASP:HA	2:H:364:LYS:HZ3	1.84	0.41
2:H:364:LYS:HB3	2:H:368:ARG:NH1	2.35	0.41
2:H:432:GLN:HB2	2:H:436:GLN:NE2	2.37	0.41
2:I:357:THR:HG22	2:I:360:TYR:HB3	2.01	0.41
2:J:39:VAL:HG22	2:J:47:PRO:HB2	2.02	0.41
2:J:225:LYS:HB2	2:J:303:GLU:OE1	2.21	0.41
2:J:429:LEU:O	2:J:430:ARG:NH1	2.47	0.41
2:J:461:GLU:OE2	2:J:464:VAL:HB	2.21	0.41
2:K:95:LEU:O	2:K:99:ILE:HG13	2.20	0.41
2:K:102:GLU:OE2	2:K:442:VAL:HA	2.21	0.41
2:K:246:PRO:HB3	2:K:272:LYS:HE3	2.03	0.41
2:L:222:LEU:HD21	2:L:292:ILE:HB	2.03	0.41
2:L:313:THR:HG22	2:L:314:LEU:N	2.36	0.41
2:N:100:ILE:HG23	2:N:514:MET:HE1	2.03	0.41
1:R:51:ASN:HB3	1:R:53:GLU:HG3	2.01	0.41
1:T:20:LYS:HG3	1:T:22:ALA:H	1.86	0.41
1:W:40:VAL:O	1:W:62:GLY:N	2.48	0.41
1:X:92:LEU:O	1:Y:9:ARG:HD3	2.21	0.41
1:Z:88:GLU:HA	1:Z:91:ILE:HG12	2.02	0.41
1:2:7:HIS:ND1	1:2:48:ILE:HB	2.36	0.40
2:D:140:ASP:O	2:D:144:ILE:HG12	2.21	0.40
2:D:322:ARG:HG2	2:D:323:VAL:N	2.35	0.40
2:D:450:PRO:O	2:D:454:ILE:HG13	2.21	0.40

*Continued on next page...*

*Continued from previous page...*

Atom-1	Atom-2	Interatomic distance (Å)	Clash overlap (Å)
2:G:349:ILE:O	2:G:353:ILE:HG13	2.21	0.40
2:G:413:ALA:HB3	2:G:418:ALA:HB2	2.03	0.40
2:H:136:VAL:O	2:H:136:VAL:HG13	2.21	0.40
2:I:55:SER:HA	2:I:58:ARG:NH2	2.36	0.40
2:I:393:LYS:O	2:I:396:VAL:HB	2.21	0.40
2:K:18:ARG:NH2	2:K:64:ASP:OD1	2.48	0.40
2:K:346:VAL:HG23	2:K:350:ARG:NH1	2.36	0.40
2:K:487:ASN:O	2:K:491:MET:HG3	2.21	0.40
2:L:314:LEU:HD12	2:L:314:LEU:HA	1.94	0.40
2:M:258:ALA:HA	2:M:261:THR:HG22	2.02	0.40
2:N:187:LEU:HA	2:N:378:VAL:O	2.20	0.40
2:N:416:GLY:O	2:N:419:LEU:HB2	2.20	0.40
1:P:43:VAL:HG11	1:P:59:VAL:HG23	2.03	0.40
1:V:89:SER:O	1:W:9:ARG:NH1	2.51	0.40
1:Y:91:ILE:HG23	1:Z:9:ARG:NH2	2.36	0.40
1:1:97:ALA:N	1:2:4:ARG:HH21	2.18	0.40
1:2:11:ILE:HG23	1:2:41:LEU:HB2	2.03	0.40
1:2:14:ARG:HD2	1:2:35:SER:O	2.21	0.40
2:A:131:LEU:HB2	2:A:501:ARG:NH1	2.36	0.40
2:D:102:GLU:HG3	2:D:446:ALA:HB2	2.04	0.40
2:D:179:ASP:HA	2:D:380:LYS:HG3	2.03	0.40
2:D:421:ARG:O	2:D:425:LYS:HG2	2.21	0.40
2:F:7:LYS:HD3	2:F:11:ASP:CG	2.42	0.40
2:F:116:LEU:HD23	2:F:435:ASP:O	2.21	0.40
2:F:416:GLY:HA2	2:F:419:LEU:HD13	2.02	0.40
2:G:57:ALA:HA	2:G:60:ILE:HG12	2.03	0.40
2:G:387:VAL:HA	2:G:390:LYS:HE2	2.02	0.40
2:H:214:GLU:HG2	2:H:324:VAL:HG13	2.03	0.40
2:I:54:VAL:O	2:I:58:ARG:HG3	2.20	0.40
2:K:57:ALA:HA	2:K:60:ILE:HG12	2.04	0.40
2:K:75:LYS:HA	2:K:75:LYS:HD2	1.77	0.40
2:L:193:MET:O	2:L:332:ILE:N	2.54	0.40
2:L:198:GLY:HA3	2:L:327:LYS:O	2.21	0.40
2:L:406:ALA:HA	2:L:410:GLY:HA2	2.03	0.40
2:M:65:LYS:HG3	2:M:66:PHE:CD1	2.57	0.40
1:S:15:LYS:O	1:S:35:SER:OG	2.40	0.40
1:W:49:LEU:HD21	1:W:55:LYS:HB2	2.02	0.40
1:W:60:LYS:N	1:W:63:ASP:OD2	2.49	0.40
2:A:349:ILE:HG21	2:A:369:VAL:CG2	2.46	0.40
2:B:42:LYS:NZ	2:B:45:GLY:HA3	2.37	0.40
2:C:169:VAL:O	2:C:173:GLY:HA3	2.21	0.40

*Continued on next page...*



*Continued from previous page...*

Atom-1	Atom-2	Interatomic distance (Å)	Clash overlap (Å)
2:C:265:ASN:HA	2:C:268:ARG:NE	2.37	0.40
2:D:263:VAL:HG13	2:D:267:MET:CE	2.51	0.40
2:D:307:MET:HG3	2:D:308:GLU:H	1.85	0.40
2:E:387:VAL:HA	2:E:390:LYS:HE2	2.04	0.40
2:G:94:VAL:HG21	2:G:450:PRO:HA	2.03	0.40
2:G:288:MET:HA	2:G:291:ASP:OD2	2.21	0.40
2:G:349:ILE:HG23	2:G:365:LEU:HD11	2.03	0.40
2:H:166:MET:HA	2:H:169:VAL:HG22	2.03	0.40
2:H:355:GLU:H	2:H:362:ARG:HH21	1.69	0.40
2:I:175:ILE:HG23	2:I:377:ALA:HB3	2.04	0.40
2:I:216:GLU:HA	2:I:322:ARG:HD2	2.03	0.40
2:J:364:LYS:HG3	2:J:368:ARG:HH21	1.86	0.40
2:L:30:THR:O	2:L:51:LYS:HE2	2.21	0.40
2:M:153:ASN:O	2:M:154:SER:OG	2.35	0.40
2:M:290:GLN:HB2	2:M:300:VAL:HG21	2.02	0.40
2:N:260:ALA:O	2:N:264:VAL:HG22	2.21	0.40
2:N:432:GLN:OE1	2:N:436:GLN:NE2	2.38	0.40
1:O:19:THR:O	1:O:21:SER:N	2.55	0.40
1:P:92:LEU:HD13	1:Q:85:ILE:HD13	2.03	0.40
1:V:47:ARG:NE	1:V:49:LEU:HB2	2.36	0.40
1:W:10:VAL:HG12	1:W:43:VAL:HA	2.04	0.40
1:X:25:ILE:O	1:X:25:ILE:HG22	2.20	0.40
2:A:448:GLU:HB2	2:A:452:ARG:HH11	1.87	0.40
2:B:131:LEU:HD23	2:B:131:LEU:HA	1.87	0.40
2:C:30:THR:O	2:C:51:LYS:HE2	2.21	0.40
2:C:467:ASN:HA	2:C:470:LYS:HE3	2.04	0.40
2:D:39:VAL:CG1	2:D:47:PRO:HB2	2.51	0.40
2:D:193:MET:SD	2:D:371:LYS:HD3	2.61	0.40
2:E:64:ASP:O	2:E:68:ASN:ND2	2.54	0.40
2:E:364:LYS:HA	2:E:364:LYS:HD2	1.90	0.40
2:G:228:SER:HB3	2:G:255:GLU:CD	2.42	0.40
2:G:461:GLU:HA	2:G:462:PRO:HD3	1.96	0.40
2:G:482:THR:OG1	2:G:484:GLU:HG2	2.22	0.40
2:H:219:PHE:HE1	2:H:245:LYS:HB2	1.87	0.40
2:H:342:ILE:HD13	2:H:342:ILE:HA	1.90	0.40
2:K:7:LYS:HB2	2:K:520:MET:HB2	2.01	0.40
2:K:299:THR:N	2:K:316:ASP:O	2.52	0.40
2:K:443:ALA:O	2:K:447:MET:HG2	2.20	0.40
2:L:455:VAL:O	2:L:459:GLY:N	2.54	0.40
2:M:185:ASP:OD1	2:M:381:VAL:HA	2.22	0.40
2:M:199:TYR:OH	2:M:327:LYS:HG2	2.21	0.40

*Continued on next page...*

Continued from previous page...

Atom-1	Atom-2	Interatomic distance (Å)	Clash overlap (Å)
2:M:268:ARG:O	2:M:270:ILE:N	2.48	0.40
2:M:427:ALA:HB1	2:M:441:LYS:NZ	2.36	0.40
1:Q:93:ALA:HB1	1:R:3:ILE:CG2	2.51	0.40
1:R:60:LYS:HG2	1:R:61:VAL:N	2.34	0.40
1:W:18:GLU:OE2	1:W:28:THR:HA	2.21	0.40
1:X:9:ARG:HD3	1:X:85:ILE:HG22	2.04	0.40
1:Y:19:THR:HG21	1:Y:25:ILE:HG23	2.02	0.40
1:Z:75:SER:HB3	1:Z:84:LEU:HG	2.02	0.40
1:I:24:GLY:HA3	2:M:238:GLU:HG2	2.04	0.40
1:I:44:GLY:O	1:I:57:LEU:HD23	2.21	0.40
2:A:248:LEU:HD23	2:A:249:ILE:N	2.37	0.40
2:D:455:VAL:HG11	2:D:462:PRO:HA	2.03	0.40
2:E:282:GLY:HA2	2:E:285:ARG:HH21	1.86	0.40
2:E:392:LYS:HD3	2:E:395:ARG:HH12	1.86	0.40
2:F:448:GLU:HB2	2:F:452:ARG:HH21	1.86	0.40
2:G:247:LEU:HB2	2:G:273:VAL:HG22	2.02	0.40
2:G:369:VAL:O	2:G:372:LEU:HB2	2.21	0.40
2:H:165:ALA:HA	2:H:168:LYS:HD3	2.03	0.40
2:I:102:GLU:HB2	2:I:442:VAL:CG1	2.51	0.40
2:I:199:TYR:HB2	2:I:204:PHE:CD2	2.46	0.40
2:J:287:ALA:HA	2:J:290:GLN:OE1	2.22	0.40
2:J:421:ARG:NH1	2:J:470:LYS:HA	2.29	0.40
2:K:92:ALA:O	2:K:95:LEU:HG	2.22	0.40
2:M:305:ILE:CG2	2:M:306:GLY:N	2.59	0.40
2:M:478:TYR:HB2	2:M:485:TYR:CE1	2.56	0.40
1:Y:14:ARG:HG3	1:Y:35:SER:OG	2.21	0.40

There are no symmetry-related clashes.

## 5.3 Torsion angles [\(i\)](#)

### 5.3.1 Protein backbone [\(i\)](#)

In the following table, the Percentiles column shows the percent Ramachandran outliers of the chain as a percentile score with respect to all PDB entries followed by that with respect to all EM entries.

The Analysed column shows the number of residues for which the backbone conformation was analysed, and the total number of residues.

Mol	Chain	Analysed	Favoured	Allowed	Outliers	Percentiles	
1	1	95/97 (98%)	86 (90%)	9 (10%)	0	100	100
1	2	95/97 (98%)	84 (88%)	10 (10%)	1 (1%)	14	52
1	O	93/97 (96%)	84 (90%)	7 (8%)	2 (2%)	6	35
1	P	95/97 (98%)	90 (95%)	5 (5%)	0	100	100
1	Q	94/97 (97%)	84 (89%)	10 (11%)	0	100	100
1	R	95/97 (98%)	85 (90%)	10 (10%)	0	100	100
1	S	94/97 (97%)	85 (90%)	8 (8%)	1 (1%)	14	52
1	T	95/97 (98%)	87 (92%)	7 (7%)	1 (1%)	14	52
1	U	95/97 (98%)	88 (93%)	7 (7%)	0	100	100
1	V	95/97 (98%)	87 (92%)	8 (8%)	0	100	100
1	W	95/97 (98%)	83 (87%)	11 (12%)	1 (1%)	14	52
1	X	95/97 (98%)	82 (86%)	12 (13%)	1 (1%)	14	52
1	Y	94/97 (97%)	86 (92%)	6 (6%)	2 (2%)	7	36
1	Z	93/97 (96%)	88 (95%)	5 (5%)	0	100	100
2	A	522/548 (95%)	497 (95%)	24 (5%)	1 (0%)	47	81
2	B	522/548 (95%)	505 (97%)	17 (3%)	0	100	100
2	C	522/548 (95%)	507 (97%)	15 (3%)	0	100	100
2	D	522/548 (95%)	500 (96%)	21 (4%)	1 (0%)	47	81
2	E	522/548 (95%)	496 (95%)	25 (5%)	1 (0%)	47	81
2	F	522/548 (95%)	501 (96%)	19 (4%)	2 (0%)	34	72
2	G	522/548 (95%)	494 (95%)	27 (5%)	1 (0%)	47	81
2	H	522/548 (95%)	496 (95%)	26 (5%)	0	100	100
2	I	522/548 (95%)	500 (96%)	22 (4%)	0	100	100
2	J	522/548 (95%)	502 (96%)	19 (4%)	1 (0%)	47	81
2	K	522/548 (95%)	501 (96%)	21 (4%)	0	100	100
2	L	522/548 (95%)	501 (96%)	20 (4%)	1 (0%)	47	81
2	M	522/548 (95%)	493 (94%)	28 (5%)	1 (0%)	47	81
2	N	522/548 (95%)	497 (95%)	25 (5%)	0	100	100
3	a	457/466 (98%)	352 (77%)	99 (22%)	6 (1%)	12	48
All	All	9088/9496 (96%)	8541 (94%)	523 (6%)	24 (0%)	44	77

All (24) Ramachandran outliers are listed below:

Mol	Chain	Res	Type
2	J	268	ARG
2	M	270	ILE
1	O	20	LYS
3	a	38	TYR
3	a	422	PRO
3	a	457	VAL
1	2	54	VAL
2	G	306	GLY
1	T	25	ILE
1	Y	26	VAL
3	a	359	GLY
2	F	218	PRO
1	X	19	THR
1	Y	25	ILE
3	a	55	VAL
3	a	408	ARG
2	F	305	ILE
2	L	356	ALA
1	S	40	VAL
2	A	358	SER
2	D	358	SER
1	W	26	VAL
1	O	17	VAL
2	E	173	GLY

### 5.3.2 Protein sidechains [i](#)

In the following table, the Percentiles column shows the percent sidechain outliers of the chain as a percentile score with respect to all PDB entries followed by that with respect to all EM entries.

The Analysed column shows the number of residues for which the sidechain conformation was analysed, and the total number of residues.

Mol	Chain	Analysed	Rotameric	Outliers	Percentiles
1	1	80/80 (100%)	79 (99%)	1 (1%)	69 81
1	2	80/80 (100%)	80 (100%)	0	100 100
1	O	78/80 (98%)	73 (94%)	5 (6%)	17 42
1	P	80/80 (100%)	80 (100%)	0	100 100
1	Q	79/80 (99%)	76 (96%)	3 (4%)	33 57
1	R	80/80 (100%)	80 (100%)	0	100 100

*Continued on next page...*

Continued from previous page...

Mol	Chain	Analysed	Rotameric	Outliers	Percentiles	
1	S	79/80 (99%)	79 (100%)	0	100	100
1	T	80/80 (100%)	80 (100%)	0	100	100
1	U	80/80 (100%)	80 (100%)	0	100	100
1	V	80/80 (100%)	79 (99%)	1 (1%)	69	81
1	W	80/80 (100%)	80 (100%)	0	100	100
1	X	80/80 (100%)	79 (99%)	1 (1%)	69	81
1	Y	80/80 (100%)	80 (100%)	0	100	100
1	Z	79/80 (99%)	78 (99%)	1 (1%)	69	81
2	A	404/415 (97%)	403 (100%)	1 (0%)	93	96
2	B	404/415 (97%)	404 (100%)	0	100	100
2	C	404/415 (97%)	402 (100%)	2 (0%)	88	93
2	D	404/415 (97%)	402 (100%)	2 (0%)	88	93
2	E	404/415 (97%)	401 (99%)	3 (1%)	84	90
2	F	404/415 (97%)	399 (99%)	5 (1%)	71	83
2	G	404/415 (97%)	403 (100%)	1 (0%)	93	96
2	H	404/415 (97%)	404 (100%)	0	100	100
2	I	404/415 (97%)	403 (100%)	1 (0%)	93	96
2	J	404/415 (97%)	401 (99%)	3 (1%)	84	90
2	K	404/415 (97%)	402 (100%)	2 (0%)	88	93
2	L	404/415 (97%)	399 (99%)	5 (1%)	71	83
2	M	404/415 (97%)	402 (100%)	2 (0%)	88	93
2	N	404/415 (97%)	402 (100%)	2 (0%)	88	93
3	a	348/354 (98%)	343 (99%)	5 (1%)	67	80
All	All	7119/7284 (98%)	7073 (99%)	46 (1%)	86	92

All (46) residues with a non-rotameric sidechain are listed below:

Mol	Chain	Res	Type
1	1	14	ARG
2	A	286	LYS
2	C	207	LYS
2	C	425	LYS
2	D	225	LYS
2	D	467	ASN

Continued on next page...

*Continued from previous page...*

Mol	Chain	Res	Type
2	E	117	LYS
2	E	160	LYS
2	E	207	LYS
2	F	58	ARG
2	F	142	LYS
2	F	160	LYS
2	F	219	PHE
2	F	311	LYS
2	G	142	LYS
2	I	327	LYS
2	J	58	ARG
2	J	122	LYS
2	J	242	LYS
2	K	322	ARG
2	K	362	ARG
2	L	80	LYS
2	L	160	LYS
2	L	321	LYS
2	L	366	GLN
2	L	445	ARG
2	M	18	ARG
2	M	231	ARG
2	N	91	THR
2	N	142	LYS
1	O	8	ASP
1	O	9	ARG
1	O	13	LYS
1	O	15	LYS
1	O	16	GLU
1	Q	36	THR
1	Q	47	ARG
1	Q	51	ASN
1	V	47	ARG
1	X	13	LYS
1	Z	9	ARG
3	a	152	ARG
3	a	168	LYS
3	a	217	ARG
3	a	313	ARG
3	a	424	LEU

Sometimes sidechains can be flipped to improve hydrogen bonding and reduce clashes. All (31) such sidechains are listed below:

Mol	Chain	Res	Type
1	2	7	HIS
2	A	72	GLN
2	A	343	GLN
2	B	366	GLN
2	C	97	GLN
2	C	401	HIS
2	C	453	GLN
2	C	457	ASN
2	D	194	GLN
2	E	194	GLN
2	E	457	ASN
2	F	21	ASN
2	F	326	ASN
2	J	72	GLN
2	J	194	GLN
2	J	319	GLN
2	K	453	GLN
2	K	457	ASN
2	L	97	GLN
2	L	352	GLN
2	L	366	GLN
2	M	457	ASN
2	N	194	GLN
2	N	348	GLN
2	N	352	GLN
1	O	7	HIS
1	P	7	HIS
1	S	80	ASN
1	W	7	HIS
1	Z	7	HIS
3	a	9	ASN

### 5.3.3 RNA [i](#)

There are no RNA molecules in this entry.

## 5.4 Non-standard residues in protein, DNA, RNA chains [i](#)

There are no non-standard protein/DNA/RNA residues in this entry.

## 5.5 Carbohydrates [i](#)

There are no monosaccharides in this entry.

## 5.6 Ligand geometry [i](#)

There are no ligands in this entry.

## 5.7 Other polymers [i](#)

There are no such residues in this entry.

## 5.8 Polymer linkage issues [i](#)

There are no chain breaks in this entry.



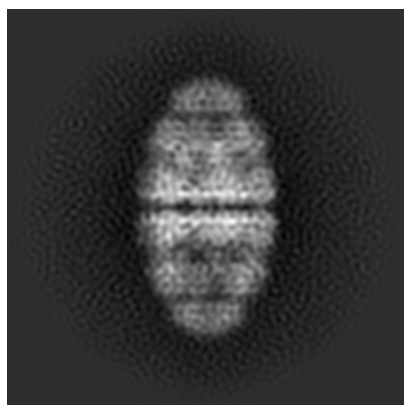
## 6 Map visualisation [i](#)

This section contains visualisations of the EMDB entry EMD-32164. These allow visual inspection of the internal detail of the map and identification of artifacts.

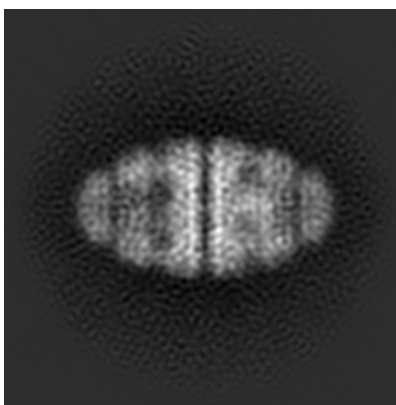
No raw map or half-maps were deposited for this entry and therefore no images, graphs, etc. pertaining to the raw map can be shown.

### 6.1 Orthogonal projections [i](#)

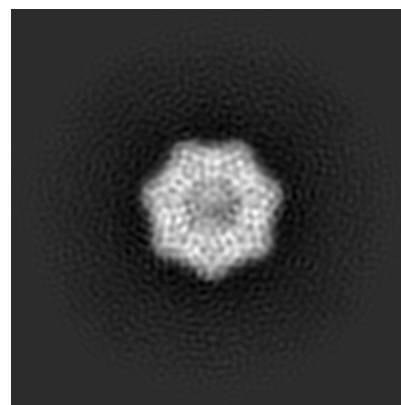
#### 6.1.1 Primary map



X



Y

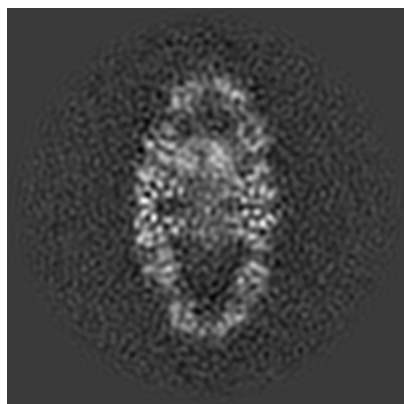


Z

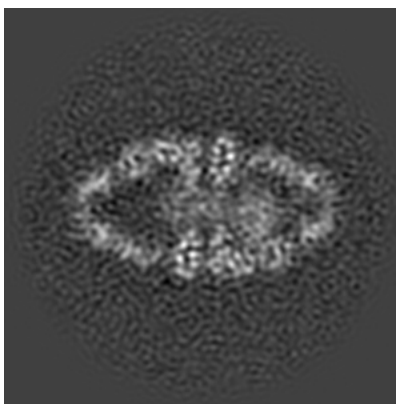
The images above show the map projected in three orthogonal directions.

### 6.2 Central slices [i](#)


#### 6.2.1 Primary map



X Index: 100



Y Index: 100

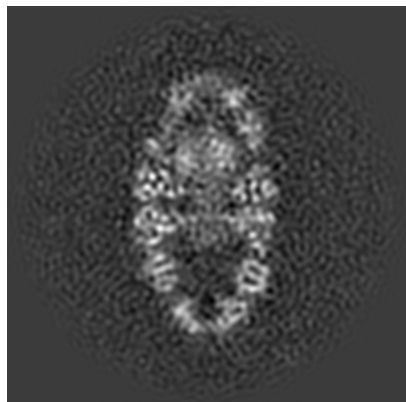


Z Index: 100

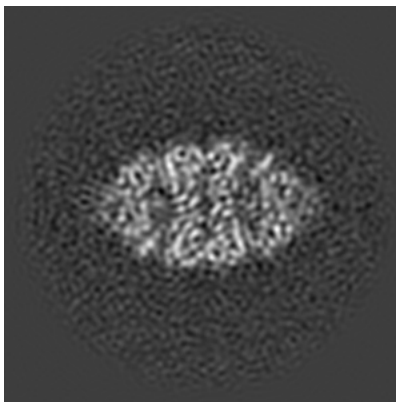
The images above show central slices of the map in three orthogonal directions.

## 6.3 Largest variance slices [i](#)


### 6.3.1 Primary map



X Index: 98



Y Index: 81




Z Index: 93

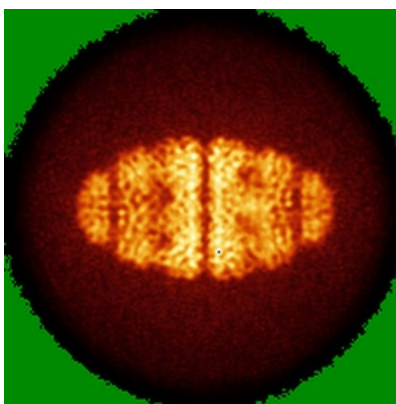
The images above show the largest variance slices of the map in three orthogonal directions.

## 6.4 Orthogonal standard-deviation projections (False-color) [i](#)


### 6.4.1 Primary map



X



Y



Z

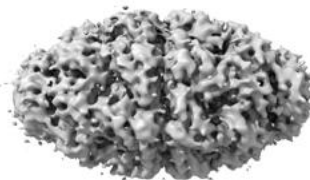
The images above show the map standard deviation projections with false color in three orthogonal directions. Minimum values are shown in green, max in blue, and dark to light orange shades represent small to large values respectively.

## 6.5 Orthogonal surface views [i](#)

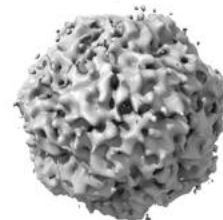
### 6.5.1 Primary map



X



Y



Z

The images above show the 3D surface view of the map at the recommended contour level 0.663. These images, in conjunction with the slice images, may facilitate assessment of whether an appropriate contour level has been provided.

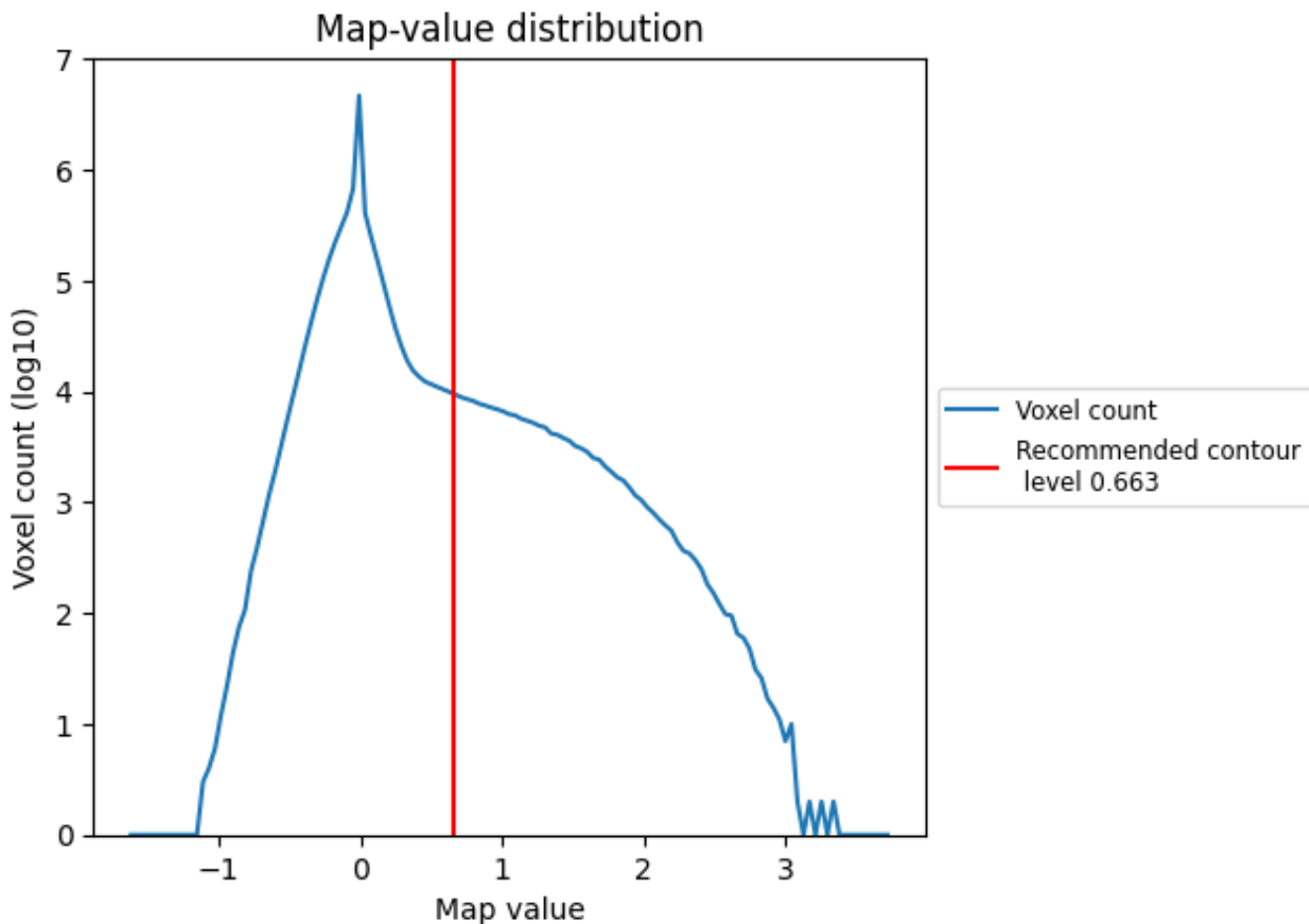
## 6.6 Mask visualisation [i](#)

This section was not generated. No masks/segmentation were deposited.

## 7 Map analysis [i](#)

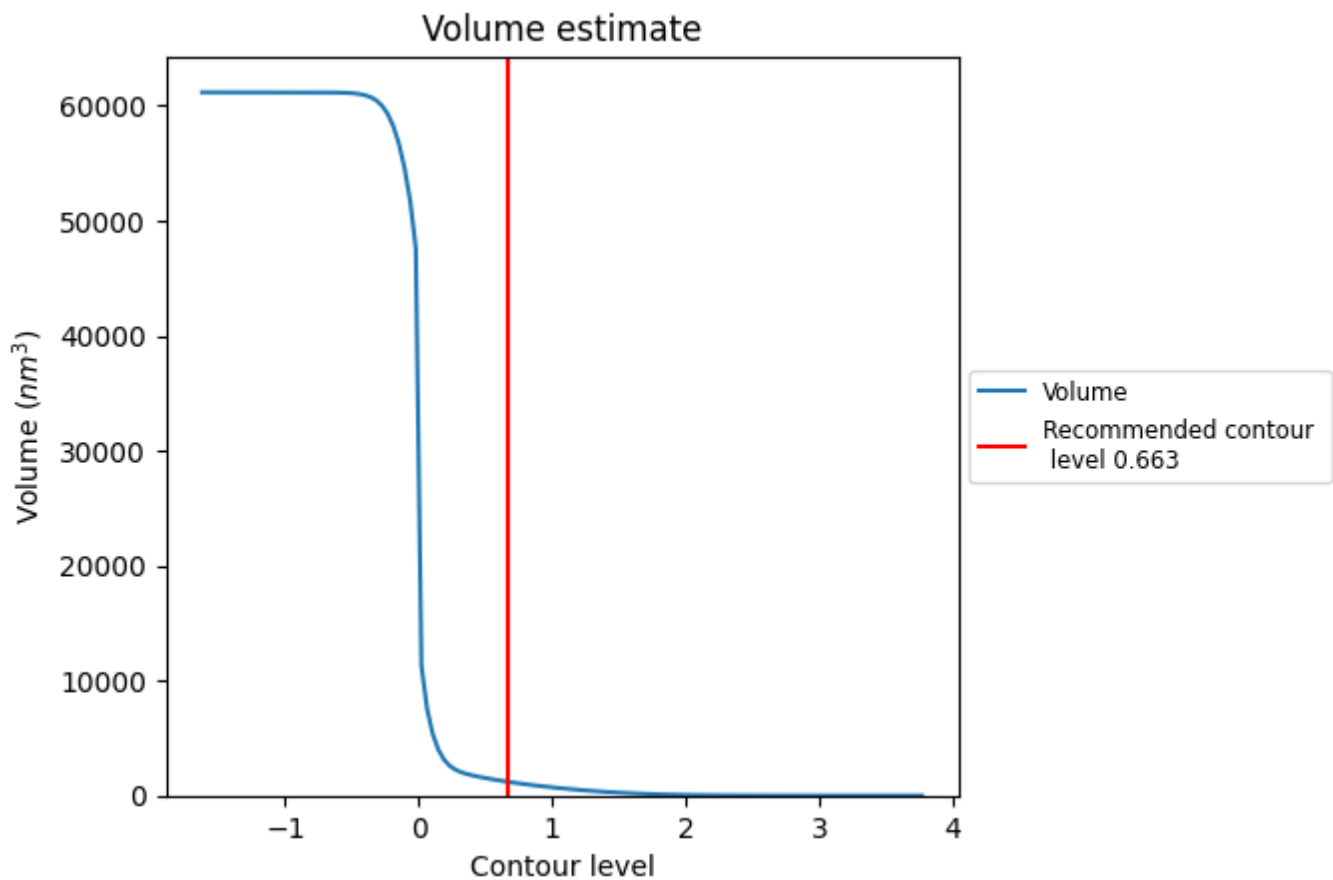
This section contains the results of statistical analysis of the map.

### 7.1 Map-value distribution [i](#)



The map-value distribution is plotted in 128 intervals along the x-axis. The y-axis is logarithmic. A spike in this graph at zero usually indicates that the volume has been masked.

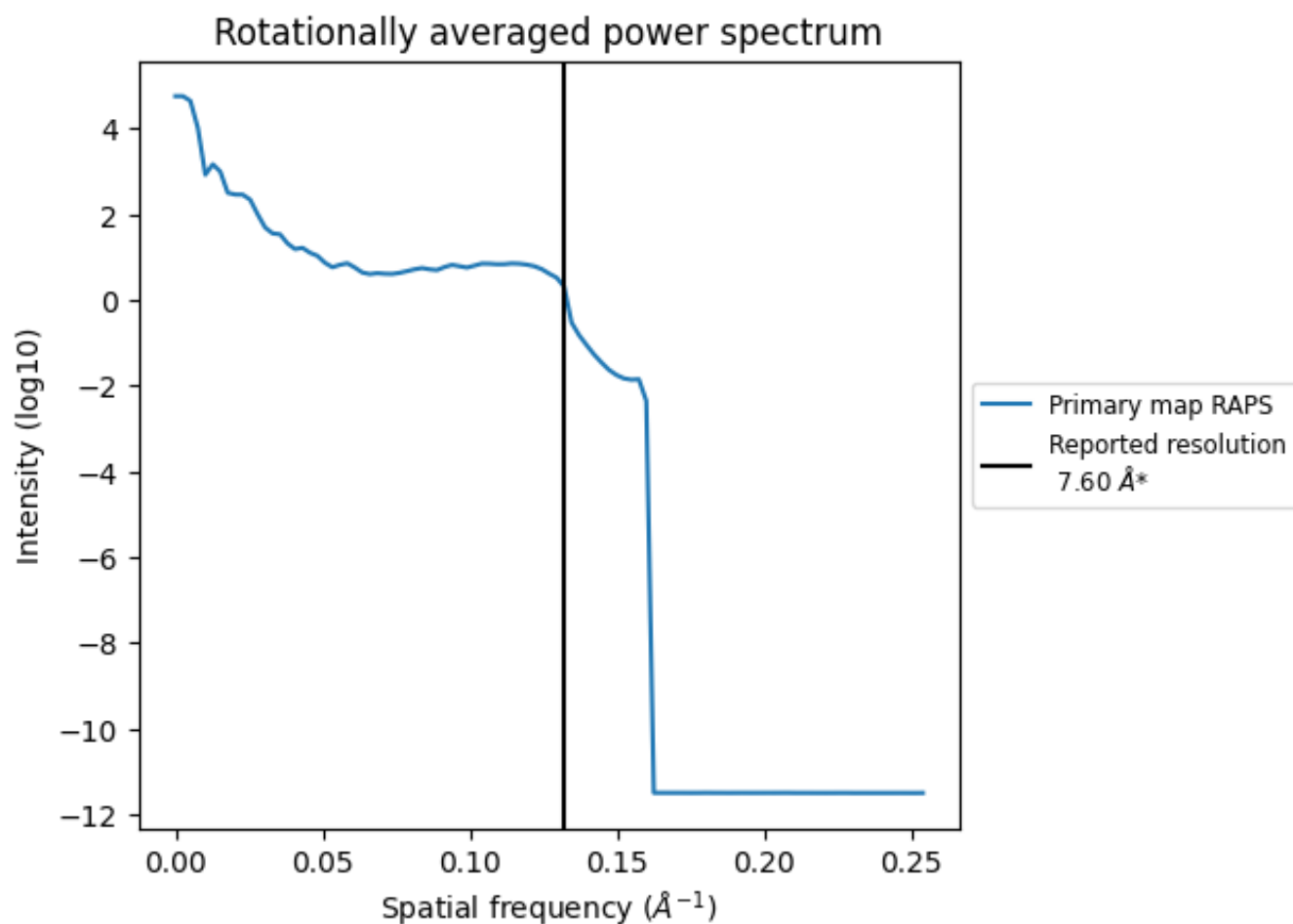
## 7.2 Volume estimate [i](#)



The volume at the recommended contour level is  $1203 \text{ nm}^3$ ; this corresponds to an approximate mass of 1086 kDa.

The volume estimate graph shows how the enclosed volume varies with the contour level. The recommended contour level is shown as a vertical line and the intersection between the line and the curve gives the volume of the enclosed surface at the given level.

### 7.3 Rotationally averaged power spectrum [\(i\)](#)

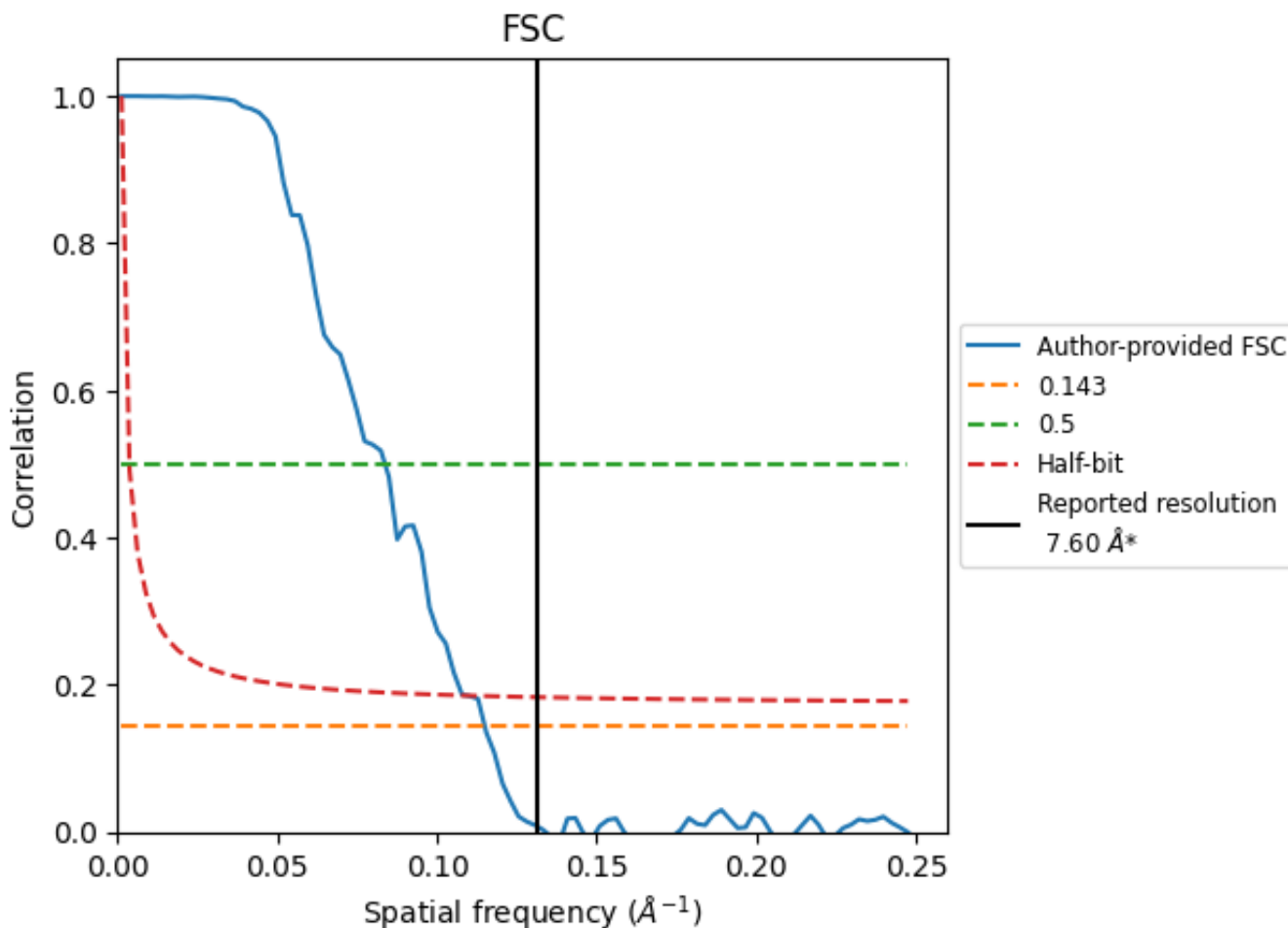


\*Reported resolution corresponds to spatial frequency of 0.132 Å<sup>-1</sup>

## 8 Fourier-Shell correlation [i](#)

Fourier-Shell Correlation (FSC) is the most commonly used method to estimate the resolution of single-particle and subtomogram-averaged maps. The shape of the curve depends on the imposed symmetry, mask and whether or not the two 3D reconstructions used were processed from a common reference. The reported resolution is shown as a black line. A curve is displayed for the half-bit criterion in addition to lines showing the 0.143 gold standard cut-off and 0.5 cut-off.

### 8.1 FSC [i](#)



\*Reported resolution corresponds to spatial frequency of 0.132 Å<sup>-1</sup>

## 8.2 Resolution estimates [i](#)

Resolution estimate (Å)	Estimation criterion (FSC cut-off)		
	0.143	0.5	Half-bit
Reported by author	7.60	-	-
Author-provided FSC curve	8.70	11.93	9.14
Unmasked-calculated*	-	-	-

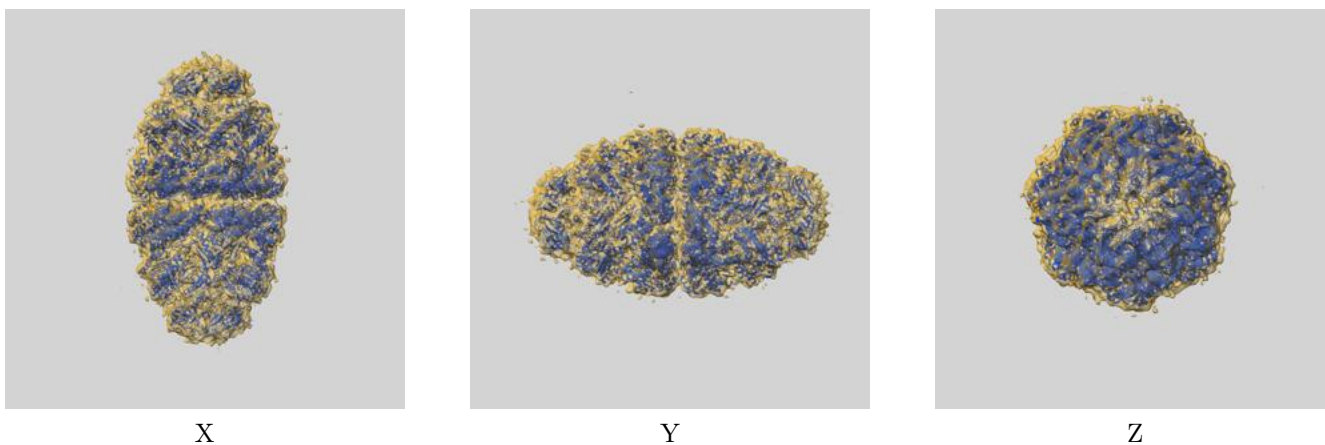
\*Resolution estimate based on FSC curve calculated by comparison of deposited half-maps. The value from author-provided FSC intersecting FSC 0.143 CUT-OFF 8.70 differs from the reported value 7.6 by more than 10 %



## 9 Map-model fit [i](#)

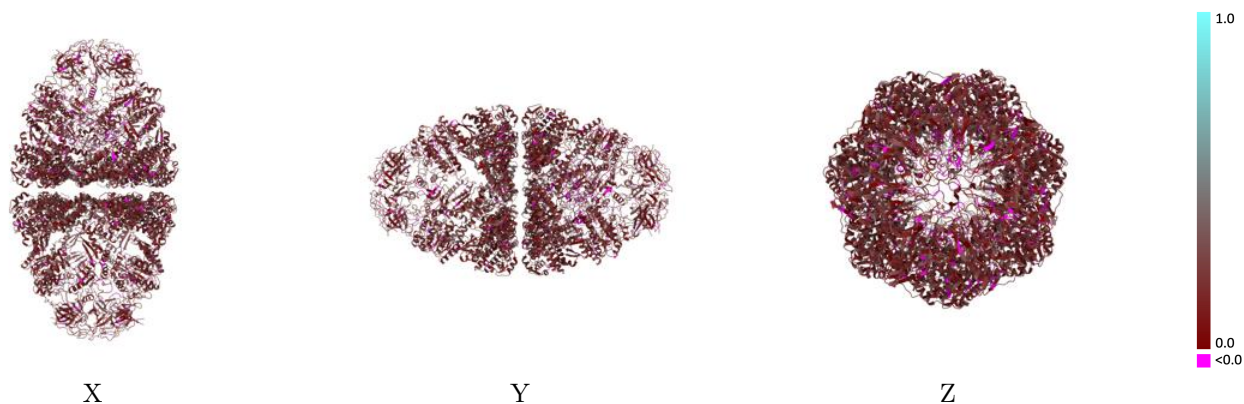
This section contains information regarding the fit between EMDB map EMD-32164 and PDB model 7VWX. Per-residue inclusion information can be found in section 3 on page 6.

### 9.1 Map-model overlay [i](#)



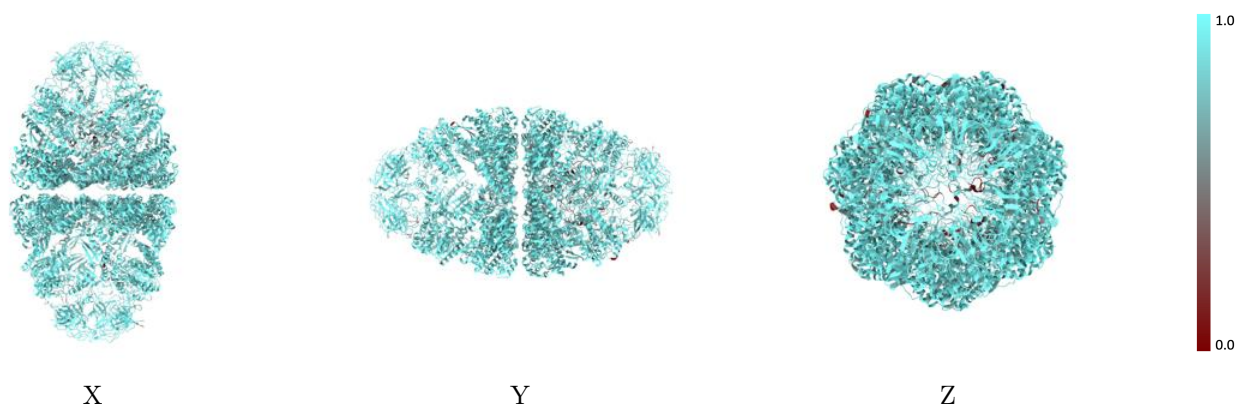
The images above show the 3D surface view of the map at the recommended contour level 0.663 at 50% transparency in yellow overlaid with a ribbon representation of the model coloured in blue. These images allow for the visual assessment of the quality of fit between the atomic model and the map.

## 9.2 Q-score mapped to coordinate model [\(i\)](#)



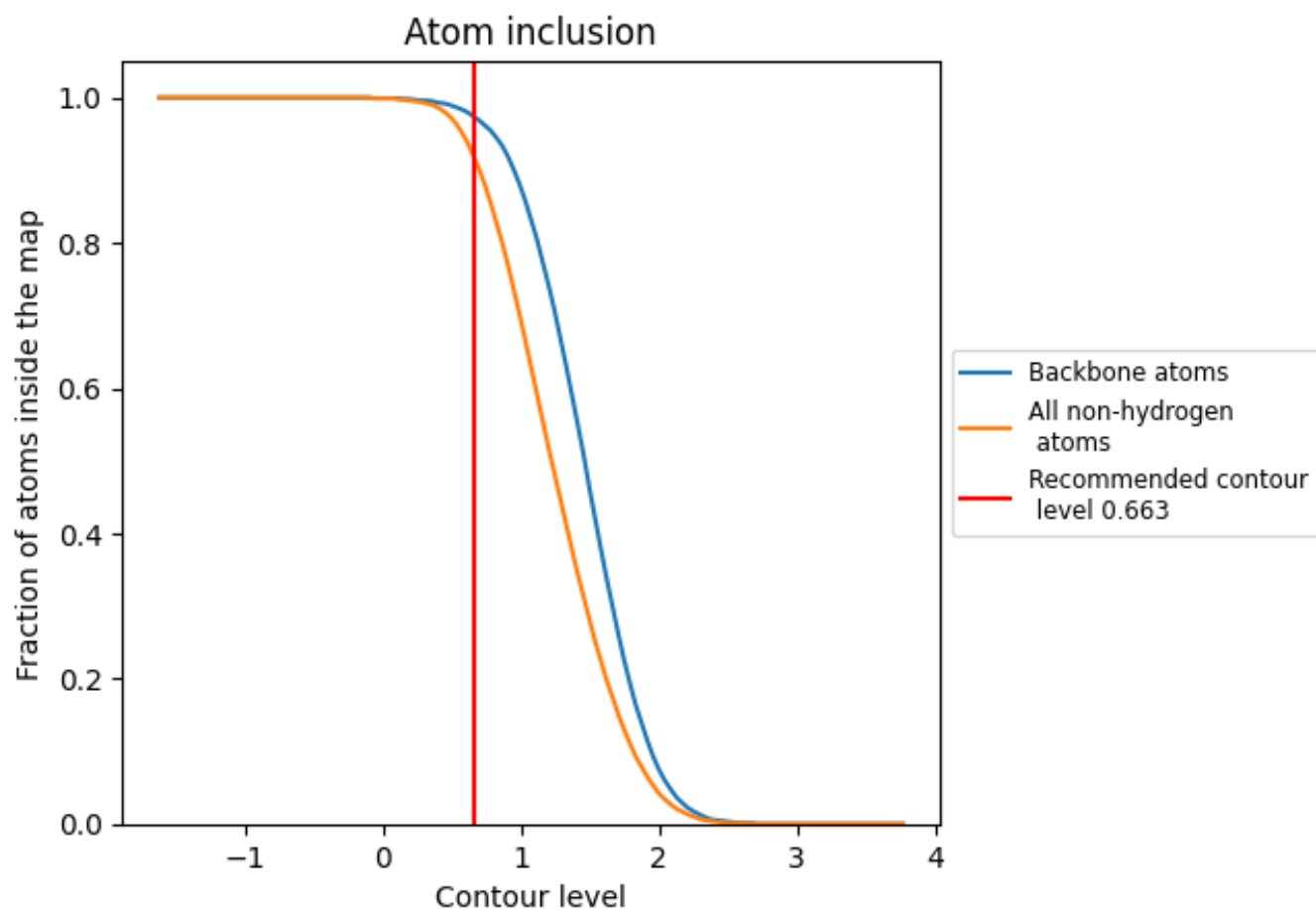
The images above show the model with each residue coloured according to its Q-score. This shows their resolvability in the map with higher Q-score values reflecting better resolvability. Please note: Q-score is calculating the resolvability of atoms, and thus high values are only expected at resolutions at which atoms can be resolved. Low Q-score values may therefore be expected for many entries.

## 9.3 Atom inclusion mapped to coordinate model [\(i\)](#)



The images above show the model with each residue coloured according to its atom inclusion. This shows to what extent they are inside the map at the recommended contour level (0.663).





























































## 9.4 Atom inclusion [i](#)



At the recommended contour level, 97% of all backbone atoms, 92% of all non-hydrogen atoms, are inside the map.

## 9.5 Map-model fit summary

The table lists the average atom inclusion at the recommended contour level (0.663) and Q-score for the entire model and for each chain.

Chain	Atom inclusion	Q-score
All	 0.9160	 0.1900
1	 0.9540	 0.1950
2	 0.9080	 0.1890
A	 0.9140	 0.1950
B	 0.9120	 0.1900
C	 0.9270	 0.1960
D	 0.9300	 0.1940
E	 0.9260	 0.1910
F	 0.9170	 0.1930
G	 0.9260	 0.1950
H	 0.9320	 0.1960
I	 0.9290	 0.1950
J	 0.9330	 0.2000
K	 0.9320	 0.1990
L	 0.9380	 0.1840
M	 0.9390	 0.2010
N	 0.9370	 0.1980
O	 0.9240	 0.1930
P	 0.9060	 0.1970
Q	 0.9290	 0.1910
R	 0.9190	 0.1680
S	 0.8940	 0.2010
T	 0.9010	 0.1880
U	 0.9270	 0.1850
V	 0.9250	 0.1960
W	 0.9360	 0.2150
X	 0.9110	 0.1870
Y	 0.9240	 0.1980
Z	 0.9340	 0.1930
a	 0.7180	 0.1200

