



wwPDB EM Validation Summary Report ⓘ

Jan 1, 2025 – 01:37 PM EST

PDB ID : 8V80
EMDB ID : EMD-43012
Title : Alpha7-nicotinic acetylcholine receptor bound to epibatidine and (-)-TQS
Authors : Burke, S.M.; Noviello, C.M.; Hibbs, R.E.
Deposited on : 2023-12-04
Resolution : 2.34 Å(reported)

This is a wwPDB EM Validation Summary Report for a publicly released PDB entry.

We welcome your comments at validation@mail.wwpdb.org

A user guide is available at

<https://www.wwpdb.org/validation/2017/EMValidationReportHelp>

with specific help available everywhere you see the ⓘ symbol.

The types of validation reports are described at

<http://www.wwpdb.org/validation/2017/FAQs#types>.

The following versions of software and data (see [references ⓘ](#)) were used in the production of this report:

EMDB validation analysis : 0.0.1.dev113
Mogul : 2022.3.0, CSD as543be (2022)
MolProbity : 4.02b-467
buster-report : 1.1.7 (2018)
Percentile statistics : 20231227.v01 (using entries in the PDB archive December 27th 2023)
MapQ : 1.9.13
Ideal geometry (proteins) : Engh & Huber (2001)
Ideal geometry (DNA, RNA) : Parkinson et al. (1996)
Validation Pipeline (wwPDB-VP) : 2.40

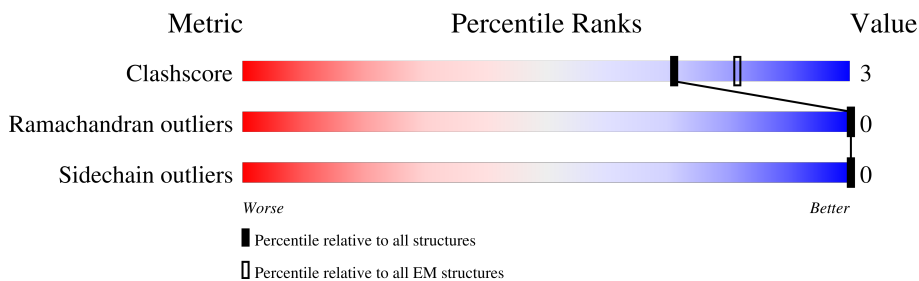
1 Overall quality at a glance

The following experimental techniques were used to determine the structure:

ELECTRON MICROSCOPY

The reported resolution of this entry is 2.34 Å.

Percentile scores (ranging between 0-100) for global validation metrics of the entry are shown in the following graphic. The table shows the number of entries on which the scores are based.






| Metric | Whole archive (#Entries) | EM structures (#Entries) |
|-----------------------|--------------------------|--------------------------|
| Clashscore | 210492 | 15764 |
| Ramachandran outliers | 207382 | 16835 |
| Sidechain outliers | 206894 | 16415 |

The table below summarises the geometric issues observed across the polymeric chains and their fit to the map. The red, orange, yellow and green segments of the bar indicate the fraction of residues that contain outliers for ≥ 3 , 2, 1 and 0 types of geometric quality criteria respectively. A grey segment represents the fraction of residues that are not modelled. The numeric value for each fraction is indicated below the corresponding segment, with a dot representing fractions $\leq 5\%$. The upper red bar (where present) indicates the fraction of residues that have poor fit to the EM map (all-atom inclusion $< 40\%$). The numeric value is given above the bar.

| Mol | Chain | Length | Quality of chain |
|-----|-------|--------|------------------|
| 1 | A | 599 | |
| 1 | B | 599 | |
| 1 | C | 599 | |
| 1 | D | 599 | |
| 1 | E | 599 | |
| 2 | F | 3 | |
| 2 | H | 3 | |
| 2 | J | 3 | |

Continued on next page...

Continued from previous page...

| Mol | Chain | Length | Quality of chain | |
|-----|-------|--------|--|-----|
| 2 | L | 3 |  67% | 33% |
| 2 | N | 3 |  67% | 33% |
| 3 | G | 2 |  50% | 50% |
| 3 | I | 2 |  50% | 50% |
| 3 | K | 2 |  50% | 50% |
| 3 | M | 2 |  50% | 50% |
| 3 | O | 2 |  50% | 50% |

2 Entry composition [i](#)

There are 10 unique types of molecules in this entry. The entry contains 34540 atoms, of which 17295 are hydrogens and 0 are deuteriums.

In the tables below, the AltConf column contains the number of residues with at least one atom in alternate conformation and the Trace column contains the number of residues modelled with at most 2 atoms.

- Molecule 1 is a protein called Neuronal acetylcholine receptor subunit alpha-7,Soluble cytochrome b562.

| Mol | Chain | Residues | Atoms | | | | | | AltConf | Trace |
|-----|-------|----------|-------|------|------|-----|-----|----|---------|-------|
| | | | Total | C | H | N | O | S | | |
| 1 | A | 394 | 6355 | 2081 | 3167 | 516 | 568 | 23 | 1 | 0 |
| 1 | B | 394 | 6355 | 2081 | 3167 | 516 | 568 | 23 | 1 | 0 |
| 1 | C | 394 | 6355 | 2081 | 3167 | 516 | 568 | 23 | 1 | 0 |
| 1 | D | 394 | 6355 | 2081 | 3167 | 516 | 568 | 23 | 1 | 0 |
| 1 | E | 394 | 6355 | 2081 | 3167 | 516 | 568 | 23 | 1 | 0 |

There are 475 discrepancies between the modelled and reference sequences:

| Chain | Residue | Modelled | Actual | Comment | Reference |
|-------|---------|----------|--------|----------|------------|
| A | ? | - | SER | deletion | UNP P36544 |
| A | ? | - | VAL | deletion | UNP P36544 |
| A | ? | - | GLU | deletion | UNP P36544 |
| A | ? | - | MET | deletion | UNP P36544 |
| A | ? | - | SER | deletion | UNP P36544 |
| A | ? | - | ALA | deletion | UNP P36544 |
| A | ? | - | VAL | deletion | UNP P36544 |
| A | ? | - | ALA | deletion | UNP P36544 |
| A | ? | - | PRO | deletion | UNP P36544 |
| A | ? | - | PRO | deletion | UNP P36544 |
| A | ? | - | PRO | deletion | UNP P36544 |
| A | ? | - | ALA | deletion | UNP P36544 |
| A | ? | - | SER | deletion | UNP P36544 |
| A | ? | - | ASN | deletion | UNP P36544 |
| A | ? | - | GLY | deletion | UNP P36544 |
| A | ? | - | ASN | deletion | UNP P36544 |
| A | ? | - | LEU | deletion | UNP P36544 |
| A | ? | - | LEU | deletion | UNP P36544 |
| A | ? | - | TYR | deletion | UNP P36544 |

Continued on next page...

Continued from previous page...

| Chain | Residue | Modelled | Actual | Comment | Reference |
|-------|---------|----------|--------|----------------|------------|
| A | ? | - | ILE | deletion | UNP P36544 |
| A | ? | - | GLY | deletion | UNP P36544 |
| A | ? | - | PHE | deletion | UNP P36544 |
| A | ? | - | ARG | deletion | UNP P36544 |
| A | ? | - | GLY | deletion | UNP P36544 |
| A | ? | - | LEU | deletion | UNP P36544 |
| A | ? | - | ASP | deletion | UNP P36544 |
| A | ? | - | GLY | deletion | UNP P36544 |
| A | ? | - | VAL | deletion | UNP P36544 |
| A | ? | - | HIS | deletion | UNP P36544 |
| A | ? | - | CYS | deletion | UNP P36544 |
| A | ? | - | VAL | deletion | UNP P36544 |
| A | ? | - | PRO | deletion | UNP P36544 |
| A | ? | - | THR | deletion | UNP P36544 |
| A | ? | - | PRO | deletion | UNP P36544 |
| A | ? | - | ASP | deletion | UNP P36544 |
| A | ? | - | SER | deletion | UNP P36544 |
| A | ? | - | GLY | deletion | UNP P36544 |
| A | ? | - | VAL | deletion | UNP P36544 |
| A | ? | - | VAL | deletion | UNP P36544 |
| A | 324B | ALA | - | linker | UNP P36544 |
| A | 324C | GLY | - | linker | UNP P36544 |
| A | 324D | ALA | - | linker | UNP P36544 |
| A | 324E | MET | - | linker | UNP P36544 |
| A | 324L | TRP | MET | conflict | UNP P0ABE7 |
| A | 328C | ILE | HIS | conflict | UNP P0ABE7 |
| A | 328G | LEU | ARG | conflict | UNP P0ABE7 |
| A | 480 | TRP | - | expression tag | UNP P36544 |
| A | 481 | SER | - | expression tag | UNP P36544 |
| A | 482 | HIS | - | expression tag | UNP P36544 |
| A | 483 | PRO | - | expression tag | UNP P36544 |
| A | 484 | GLN | - | expression tag | UNP P36544 |
| A | 485 | PHE | - | expression tag | UNP P36544 |
| A | 486 | GLU | - | expression tag | UNP P36544 |
| A | 487 | LYS | - | expression tag | UNP P36544 |
| A | 488 | GLY | - | linker | UNP P36544 |
| A | 489 | GLY | - | linker | UNP P36544 |
| A | 490 | GLY | - | linker | UNP P36544 |
| A | 491 | SER | - | linker | UNP P36544 |
| A | 492 | GLY | - | linker | UNP P36544 |
| A | 493 | GLY | - | linker | UNP P36544 |
| A | 494 | GLY | - | linker | UNP P36544 |

Continued on next page...

Continued from previous page...

| Chain | Residue | Modelled | Actual | Comment | Reference |
|-------|---------|----------|--------|----------------|------------|
| A | 495 | SER | - | linker | UNP P36544 |
| A | 496 | GLY | - | linker | UNP P36544 |
| A | 497 | GLY | - | linker | UNP P36544 |
| A | 498 | SER | - | linker | UNP P36544 |
| A | 499 | SER | - | linker | UNP P36544 |
| A | 500 | ALA | - | linker | UNP P36544 |
| A | 501 | TRP | - | expression tag | UNP P36544 |
| A | 502 | SER | - | expression tag | UNP P36544 |
| A | 503 | HIS | - | expression tag | UNP P36544 |
| A | 504 | PRO | - | expression tag | UNP P36544 |
| A | 505 | GLN | - | expression tag | UNP P36544 |
| A | 506 | PHE | - | expression tag | UNP P36544 |
| A | 507 | GLU | - | expression tag | UNP P36544 |
| A | 508 | LYS | - | expression tag | UNP P36544 |
| A | 509 | GLY | - | linker | UNP P36544 |
| A | 510 | SER | - | linker | UNP P36544 |
| A | 511 | GLY | - | linker | UNP P36544 |
| A | 512 | GLU | - | linker | UNP P36544 |
| A | 513 | GLY | - | linker | UNP P36544 |
| A | 514 | ARG | - | linker | UNP P36544 |
| A | 515 | GLY | - | linker | UNP P36544 |
| A | 516 | SER | - | linker | UNP P36544 |
| A | 517 | LEU | - | linker | UNP P36544 |
| A | 518 | LEU | - | linker | UNP P36544 |
| A | 519 | THR | - | linker | UNP P36544 |
| A | 520 | CYS | - | linker | UNP P36544 |
| A | 521 | GLY | - | linker | UNP P36544 |
| A | 522 | ASP | - | linker | UNP P36544 |
| A | 523 | VAL | - | linker | UNP P36544 |
| A | 524 | GLU | - | linker | UNP P36544 |
| A | 525 | GLU | - | linker | UNP P36544 |
| A | 526 | ASN | - | linker | UNP P36544 |
| A | 527 | PRO | - | linker | UNP P36544 |
| A | 528 | GLY | - | linker | UNP P36544 |
| B | ? | - | SER | deletion | UNP P36544 |
| B | ? | - | VAL | deletion | UNP P36544 |
| B | ? | - | GLU | deletion | UNP P36544 |
| B | ? | - | MET | deletion | UNP P36544 |
| B | ? | - | SER | deletion | UNP P36544 |
| B | ? | - | ALA | deletion | UNP P36544 |
| B | ? | - | VAL | deletion | UNP P36544 |
| B | ? | - | ALA | deletion | UNP P36544 |

Continued on next page...

Continued from previous page...

| Chain | Residue | Modelled | Actual | Comment | Reference |
|-------|---------|----------|--------|----------------|------------|
| B | ? | - | PRO | deletion | UNP P36544 |
| B | ? | - | PRO | deletion | UNP P36544 |
| B | ? | - | PRO | deletion | UNP P36544 |
| B | ? | - | ALA | deletion | UNP P36544 |
| B | ? | - | SER | deletion | UNP P36544 |
| B | ? | - | ASN | deletion | UNP P36544 |
| B | ? | - | GLY | deletion | UNP P36544 |
| B | ? | - | ASN | deletion | UNP P36544 |
| B | ? | - | LEU | deletion | UNP P36544 |
| B | ? | - | LEU | deletion | UNP P36544 |
| B | ? | - | TYR | deletion | UNP P36544 |
| B | ? | - | ILE | deletion | UNP P36544 |
| B | ? | - | GLY | deletion | UNP P36544 |
| B | ? | - | PHE | deletion | UNP P36544 |
| B | ? | - | ARG | deletion | UNP P36544 |
| B | ? | - | GLY | deletion | UNP P36544 |
| B | ? | - | LEU | deletion | UNP P36544 |
| B | ? | - | ASP | deletion | UNP P36544 |
| B | ? | - | GLY | deletion | UNP P36544 |
| B | ? | - | VAL | deletion | UNP P36544 |
| B | ? | - | HIS | deletion | UNP P36544 |
| B | ? | - | CYS | deletion | UNP P36544 |
| B | ? | - | VAL | deletion | UNP P36544 |
| B | ? | - | PRO | deletion | UNP P36544 |
| B | ? | - | THR | deletion | UNP P36544 |
| B | ? | - | PRO | deletion | UNP P36544 |
| B | ? | - | ASP | deletion | UNP P36544 |
| B | ? | - | SER | deletion | UNP P36544 |
| B | ? | - | GLY | deletion | UNP P36544 |
| B | ? | - | VAL | deletion | UNP P36544 |
| B | ? | - | VAL | deletion | UNP P36544 |
| B | 324B | ALA | - | linker | UNP P36544 |
| B | 324C | GLY | - | linker | UNP P36544 |
| B | 324D | ALA | - | linker | UNP P36544 |
| B | 324E | MET | - | linker | UNP P36544 |
| B | 324L | TRP | MET | conflict | UNP P0ABE7 |
| B | 328C | ILE | HIS | conflict | UNP P0ABE7 |
| B | 328G | LEU | ARG | conflict | UNP P0ABE7 |
| B | 480 | TRP | - | expression tag | UNP P36544 |
| B | 481 | SER | - | expression tag | UNP P36544 |
| B | 482 | HIS | - | expression tag | UNP P36544 |
| B | 483 | PRO | - | expression tag | UNP P36544 |

Continued on next page...

Continued from previous page...

| Chain | Residue | Modelled | Actual | Comment | Reference |
|-------|---------|----------|--------|----------------|------------|
| B | 484 | GLN | - | expression tag | UNP P36544 |
| B | 485 | PHE | - | expression tag | UNP P36544 |
| B | 486 | GLU | - | expression tag | UNP P36544 |
| B | 487 | LYS | - | expression tag | UNP P36544 |
| B | 488 | GLY | - | linker | UNP P36544 |
| B | 489 | GLY | - | linker | UNP P36544 |
| B | 490 | GLY | - | linker | UNP P36544 |
| B | 491 | SER | - | linker | UNP P36544 |
| B | 492 | GLY | - | linker | UNP P36544 |
| B | 493 | GLY | - | linker | UNP P36544 |
| B | 494 | GLY | - | linker | UNP P36544 |
| B | 495 | SER | - | linker | UNP P36544 |
| B | 496 | GLY | - | linker | UNP P36544 |
| B | 497 | GLY | - | linker | UNP P36544 |
| B | 498 | SER | - | linker | UNP P36544 |
| B | 499 | SER | - | linker | UNP P36544 |
| B | 500 | ALA | - | linker | UNP P36544 |
| B | 501 | TRP | - | expression tag | UNP P36544 |
| B | 502 | SER | - | expression tag | UNP P36544 |
| B | 503 | HIS | - | expression tag | UNP P36544 |
| B | 504 | PRO | - | expression tag | UNP P36544 |
| B | 505 | GLN | - | expression tag | UNP P36544 |
| B | 506 | PHE | - | expression tag | UNP P36544 |
| B | 507 | GLU | - | expression tag | UNP P36544 |
| B | 508 | LYS | - | expression tag | UNP P36544 |
| B | 509 | GLY | - | linker | UNP P36544 |
| B | 510 | SER | - | linker | UNP P36544 |
| B | 511 | GLY | - | linker | UNP P36544 |
| B | 512 | GLU | - | linker | UNP P36544 |
| B | 513 | GLY | - | linker | UNP P36544 |
| B | 514 | ARG | - | linker | UNP P36544 |
| B | 515 | GLY | - | linker | UNP P36544 |
| B | 516 | SER | - | linker | UNP P36544 |
| B | 517 | LEU | - | linker | UNP P36544 |
| B | 518 | LEU | - | linker | UNP P36544 |
| B | 519 | THR | - | linker | UNP P36544 |
| B | 520 | CYS | - | linker | UNP P36544 |
| B | 521 | GLY | - | linker | UNP P36544 |
| B | 522 | ASP | - | linker | UNP P36544 |
| B | 523 | VAL | - | linker | UNP P36544 |
| B | 524 | GLU | - | linker | UNP P36544 |
| B | 525 | GLU | - | linker | UNP P36544 |

Continued on next page...

Continued from previous page...

| Chain | Residue | Modelled | Actual | Comment | Reference |
|-------|---------|----------|--------|----------|------------|
| B | 526 | ASN | - | linker | UNP P36544 |
| B | 527 | PRO | - | linker | UNP P36544 |
| B | 528 | GLY | - | linker | UNP P36544 |
| C | ? | - | SER | deletion | UNP P36544 |
| C | ? | - | VAL | deletion | UNP P36544 |
| C | ? | - | GLU | deletion | UNP P36544 |
| C | ? | - | MET | deletion | UNP P36544 |
| C | ? | - | SER | deletion | UNP P36544 |
| C | ? | - | ALA | deletion | UNP P36544 |
| C | ? | - | VAL | deletion | UNP P36544 |
| C | ? | - | ALA | deletion | UNP P36544 |
| C | ? | - | PRO | deletion | UNP P36544 |
| C | ? | - | PRO | deletion | UNP P36544 |
| C | ? | - | ALA | deletion | UNP P36544 |
| C | ? | - | SER | deletion | UNP P36544 |
| C | ? | - | ASN | deletion | UNP P36544 |
| C | ? | - | GLY | deletion | UNP P36544 |
| C | ? | - | ASN | deletion | UNP P36544 |
| C | ? | - | LEU | deletion | UNP P36544 |
| C | ? | - | LEU | deletion | UNP P36544 |
| C | ? | - | TYR | deletion | UNP P36544 |
| C | ? | - | ILE | deletion | UNP P36544 |
| C | ? | - | GLY | deletion | UNP P36544 |
| C | ? | - | PHE | deletion | UNP P36544 |
| C | ? | - | ARG | deletion | UNP P36544 |
| C | ? | - | GLY | deletion | UNP P36544 |
| C | ? | - | LEU | deletion | UNP P36544 |
| C | ? | - | ASP | deletion | UNP P36544 |
| C | ? | - | GLY | deletion | UNP P36544 |
| C | ? | - | VAL | deletion | UNP P36544 |
| C | ? | - | HIS | deletion | UNP P36544 |
| C | ? | - | CYS | deletion | UNP P36544 |
| C | ? | - | VAL | deletion | UNP P36544 |
| C | ? | - | PRO | deletion | UNP P36544 |
| C | ? | - | THR | deletion | UNP P36544 |
| C | ? | - | PRO | deletion | UNP P36544 |
| C | ? | - | ASP | deletion | UNP P36544 |
| C | ? | - | SER | deletion | UNP P36544 |
| C | ? | - | GLY | deletion | UNP P36544 |
| C | ? | - | VAL | deletion | UNP P36544 |
| C | ? | - | VAL | deletion | UNP P36544 |

Continued on next page...

Continued from previous page...

| Chain | Residue | Modelled | Actual | Comment | Reference |
|-------|---------|----------|--------|----------------|------------|
| C | 324B | ALA | - | linker | UNP P36544 |
| C | 324C | GLY | - | linker | UNP P36544 |
| C | 324D | ALA | - | linker | UNP P36544 |
| C | 324E | MET | - | linker | UNP P36544 |
| C | 324L | TRP | MET | conflict | UNP P0ABE7 |
| C | 328C | ILE | HIS | conflict | UNP P0ABE7 |
| C | 328G | LEU | ARG | conflict | UNP P0ABE7 |
| C | 480 | TRP | - | expression tag | UNP P36544 |
| C | 481 | SER | - | expression tag | UNP P36544 |
| C | 482 | HIS | - | expression tag | UNP P36544 |
| C | 483 | PRO | - | expression tag | UNP P36544 |
| C | 484 | GLN | - | expression tag | UNP P36544 |
| C | 485 | PHE | - | expression tag | UNP P36544 |
| C | 486 | GLU | - | expression tag | UNP P36544 |
| C | 487 | LYS | - | expression tag | UNP P36544 |
| C | 488 | GLY | - | linker | UNP P36544 |
| C | 489 | GLY | - | linker | UNP P36544 |
| C | 490 | GLY | - | linker | UNP P36544 |
| C | 491 | SER | - | linker | UNP P36544 |
| C | 492 | GLY | - | linker | UNP P36544 |
| C | 493 | GLY | - | linker | UNP P36544 |
| C | 494 | GLY | - | linker | UNP P36544 |
| C | 495 | SER | - | linker | UNP P36544 |
| C | 496 | GLY | - | linker | UNP P36544 |
| C | 497 | GLY | - | linker | UNP P36544 |
| C | 498 | SER | - | linker | UNP P36544 |
| C | 499 | SER | - | linker | UNP P36544 |
| C | 500 | ALA | - | linker | UNP P36544 |
| C | 501 | TRP | - | expression tag | UNP P36544 |
| C | 502 | SER | - | expression tag | UNP P36544 |
| C | 503 | HIS | - | expression tag | UNP P36544 |
| C | 504 | PRO | - | expression tag | UNP P36544 |
| C | 505 | GLN | - | expression tag | UNP P36544 |
| C | 506 | PHE | - | expression tag | UNP P36544 |
| C | 507 | GLU | - | expression tag | UNP P36544 |
| C | 508 | LYS | - | expression tag | UNP P36544 |
| C | 509 | GLY | - | linker | UNP P36544 |
| C | 510 | SER | - | linker | UNP P36544 |
| C | 511 | GLY | - | linker | UNP P36544 |
| C | 512 | GLU | - | linker | UNP P36544 |
| C | 513 | GLY | - | linker | UNP P36544 |
| C | 514 | ARG | - | linker | UNP P36544 |

Continued on next page...

Continued from previous page...

| Chain | Residue | Modelled | Actual | Comment | Reference |
|-------|---------|----------|--------|----------|------------|
| C | 515 | GLY | - | linker | UNP P36544 |
| C | 516 | SER | - | linker | UNP P36544 |
| C | 517 | LEU | - | linker | UNP P36544 |
| C | 518 | LEU | - | linker | UNP P36544 |
| C | 519 | THR | - | linker | UNP P36544 |
| C | 520 | CYS | - | linker | UNP P36544 |
| C | 521 | GLY | - | linker | UNP P36544 |
| C | 522 | ASP | - | linker | UNP P36544 |
| C | 523 | VAL | - | linker | UNP P36544 |
| C | 524 | GLU | - | linker | UNP P36544 |
| C | 525 | GLU | - | linker | UNP P36544 |
| C | 526 | ASN | - | linker | UNP P36544 |
| C | 527 | PRO | - | linker | UNP P36544 |
| C | 528 | GLY | - | linker | UNP P36544 |
| D | ? | - | SER | deletion | UNP P36544 |
| D | ? | - | VAL | deletion | UNP P36544 |
| D | ? | - | GLU | deletion | UNP P36544 |
| D | ? | - | MET | deletion | UNP P36544 |
| D | ? | - | SER | deletion | UNP P36544 |
| D | ? | - | ALA | deletion | UNP P36544 |
| D | ? | - | VAL | deletion | UNP P36544 |
| D | ? | - | ALA | deletion | UNP P36544 |
| D | ? | - | PRO | deletion | UNP P36544 |
| D | ? | - | PRO | deletion | UNP P36544 |
| D | ? | - | PRO | deletion | UNP P36544 |
| D | ? | - | ALA | deletion | UNP P36544 |
| D | ? | - | SER | deletion | UNP P36544 |
| D | ? | - | ASN | deletion | UNP P36544 |
| D | ? | - | GLY | deletion | UNP P36544 |
| D | ? | - | ASN | deletion | UNP P36544 |
| D | ? | - | LEU | deletion | UNP P36544 |
| D | ? | - | LEU | deletion | UNP P36544 |
| D | ? | - | TYR | deletion | UNP P36544 |
| D | ? | - | ILE | deletion | UNP P36544 |
| D | ? | - | GLY | deletion | UNP P36544 |
| D | ? | - | PHE | deletion | UNP P36544 |
| D | ? | - | ARG | deletion | UNP P36544 |
| D | ? | - | GLY | deletion | UNP P36544 |
| D | ? | - | LEU | deletion | UNP P36544 |
| D | ? | - | ASP | deletion | UNP P36544 |
| D | ? | - | GLY | deletion | UNP P36544 |
| D | ? | - | VAL | deletion | UNP P36544 |

Continued on next page...

Continued from previous page...

| Chain | Residue | Modelled | Actual | Comment | Reference |
|-------|---------|----------|--------|----------------|------------|
| D | ? | - | HIS | deletion | UNP P36544 |
| D | ? | - | CYS | deletion | UNP P36544 |
| D | ? | - | VAL | deletion | UNP P36544 |
| D | ? | - | PRO | deletion | UNP P36544 |
| D | ? | - | THR | deletion | UNP P36544 |
| D | ? | - | PRO | deletion | UNP P36544 |
| D | ? | - | ASP | deletion | UNP P36544 |
| D | ? | - | SER | deletion | UNP P36544 |
| D | ? | - | GLY | deletion | UNP P36544 |
| D | ? | - | VAL | deletion | UNP P36544 |
| D | ? | - | VAL | deletion | UNP P36544 |
| D | 324B | ALA | - | linker | UNP P36544 |
| D | 324C | GLY | - | linker | UNP P36544 |
| D | 324D | ALA | - | linker | UNP P36544 |
| D | 324E | MET | - | linker | UNP P36544 |
| D | 324L | TRP | MET | conflict | UNP P0ABE7 |
| D | 328C | ILE | HIS | conflict | UNP P0ABE7 |
| D | 328G | LEU | ARG | conflict | UNP P0ABE7 |
| D | 480 | TRP | - | expression tag | UNP P36544 |
| D | 481 | SER | - | expression tag | UNP P36544 |
| D | 482 | HIS | - | expression tag | UNP P36544 |
| D | 483 | PRO | - | expression tag | UNP P36544 |
| D | 484 | GLN | - | expression tag | UNP P36544 |
| D | 485 | PHE | - | expression tag | UNP P36544 |
| D | 486 | GLU | - | expression tag | UNP P36544 |
| D | 487 | LYS | - | expression tag | UNP P36544 |
| D | 488 | GLY | - | linker | UNP P36544 |
| D | 489 | GLY | - | linker | UNP P36544 |
| D | 490 | GLY | - | linker | UNP P36544 |
| D | 491 | SER | - | linker | UNP P36544 |
| D | 492 | GLY | - | linker | UNP P36544 |
| D | 493 | GLY | - | linker | UNP P36544 |
| D | 494 | GLY | - | linker | UNP P36544 |
| D | 495 | SER | - | linker | UNP P36544 |
| D | 496 | GLY | - | linker | UNP P36544 |
| D | 497 | GLY | - | linker | UNP P36544 |
| D | 498 | SER | - | linker | UNP P36544 |
| D | 499 | SER | - | linker | UNP P36544 |
| D | 500 | ALA | - | linker | UNP P36544 |
| D | 501 | TRP | - | expression tag | UNP P36544 |
| D | 502 | SER | - | expression tag | UNP P36544 |
| D | 503 | HIS | - | expression tag | UNP P36544 |

Continued on next page...

Continued from previous page...

| Chain | Residue | Modelled | Actual | Comment | Reference |
|-------|---------|----------|--------|----------------|------------|
| D | 504 | PRO | - | expression tag | UNP P36544 |
| D | 505 | GLN | - | expression tag | UNP P36544 |
| D | 506 | PHE | - | expression tag | UNP P36544 |
| D | 507 | GLU | - | expression tag | UNP P36544 |
| D | 508 | LYS | - | expression tag | UNP P36544 |
| D | 509 | GLY | - | linker | UNP P36544 |
| D | 510 | SER | - | linker | UNP P36544 |
| D | 511 | GLY | - | linker | UNP P36544 |
| D | 512 | GLU | - | linker | UNP P36544 |
| D | 513 | GLY | - | linker | UNP P36544 |
| D | 514 | ARG | - | linker | UNP P36544 |
| D | 515 | GLY | - | linker | UNP P36544 |
| D | 516 | SER | - | linker | UNP P36544 |
| D | 517 | LEU | - | linker | UNP P36544 |
| D | 518 | LEU | - | linker | UNP P36544 |
| D | 519 | THR | - | linker | UNP P36544 |
| D | 520 | CYS | - | linker | UNP P36544 |
| D | 521 | GLY | - | linker | UNP P36544 |
| D | 522 | ASP | - | linker | UNP P36544 |
| D | 523 | VAL | - | linker | UNP P36544 |
| D | 524 | GLU | - | linker | UNP P36544 |
| D | 525 | GLU | - | linker | UNP P36544 |
| D | 526 | ASN | - | linker | UNP P36544 |
| D | 527 | PRO | - | linker | UNP P36544 |
| D | 528 | GLY | - | linker | UNP P36544 |
| E | ? | - | SER | deletion | UNP P36544 |
| E | ? | - | VAL | deletion | UNP P36544 |
| E | ? | - | GLU | deletion | UNP P36544 |
| E | ? | - | MET | deletion | UNP P36544 |
| E | ? | - | SER | deletion | UNP P36544 |
| E | ? | - | ALA | deletion | UNP P36544 |
| E | ? | - | VAL | deletion | UNP P36544 |
| E | ? | - | ALA | deletion | UNP P36544 |
| E | ? | - | PRO | deletion | UNP P36544 |
| E | ? | - | PRO | deletion | UNP P36544 |
| E | ? | - | PRO | deletion | UNP P36544 |
| E | ? | - | ALA | deletion | UNP P36544 |
| E | ? | - | SER | deletion | UNP P36544 |
| E | ? | - | ASN | deletion | UNP P36544 |
| E | ? | - | GLY | deletion | UNP P36544 |
| E | ? | - | ASN | deletion | UNP P36544 |
| E | ? | - | LEU | deletion | UNP P36544 |

Continued on next page...

Continued from previous page...

| Chain | Residue | Modelled | Actual | Comment | Reference |
|-------|---------|----------|--------|----------------|------------|
| E | ? | - | LEU | deletion | UNP P36544 |
| E | ? | - | TYR | deletion | UNP P36544 |
| E | ? | - | ILE | deletion | UNP P36544 |
| E | ? | - | GLY | deletion | UNP P36544 |
| E | ? | - | PHE | deletion | UNP P36544 |
| E | ? | - | ARG | deletion | UNP P36544 |
| E | ? | - | GLY | deletion | UNP P36544 |
| E | ? | - | LEU | deletion | UNP P36544 |
| E | ? | - | ASP | deletion | UNP P36544 |
| E | ? | - | GLY | deletion | UNP P36544 |
| E | ? | - | VAL | deletion | UNP P36544 |
| E | ? | - | HIS | deletion | UNP P36544 |
| E | ? | - | CYS | deletion | UNP P36544 |
| E | ? | - | VAL | deletion | UNP P36544 |
| E | ? | - | PRO | deletion | UNP P36544 |
| E | ? | - | THR | deletion | UNP P36544 |
| E | ? | - | PRO | deletion | UNP P36544 |
| E | ? | - | ASP | deletion | UNP P36544 |
| E | ? | - | SER | deletion | UNP P36544 |
| E | ? | - | GLY | deletion | UNP P36544 |
| E | ? | - | VAL | deletion | UNP P36544 |
| E | ? | - | VAL | deletion | UNP P36544 |
| E | 324B | ALA | - | linker | UNP P36544 |
| E | 324C | GLY | - | linker | UNP P36544 |
| E | 324D | ALA | - | linker | UNP P36544 |
| E | 324E | MET | - | linker | UNP P36544 |
| E | 324L | TRP | MET | conflict | UNP P0ABE7 |
| E | 328C | ILE | HIS | conflict | UNP P0ABE7 |
| E | 328G | LEU | ARG | conflict | UNP P0ABE7 |
| E | 480 | TRP | - | expression tag | UNP P36544 |
| E | 481 | SER | - | expression tag | UNP P36544 |
| E | 482 | HIS | - | expression tag | UNP P36544 |
| E | 483 | PRO | - | expression tag | UNP P36544 |
| E | 484 | GLN | - | expression tag | UNP P36544 |
| E | 485 | PHE | - | expression tag | UNP P36544 |
| E | 486 | GLU | - | expression tag | UNP P36544 |
| E | 487 | LYS | - | expression tag | UNP P36544 |
| E | 488 | GLY | - | linker | UNP P36544 |
| E | 489 | GLY | - | linker | UNP P36544 |
| E | 490 | GLY | - | linker | UNP P36544 |
| E | 491 | SER | - | linker | UNP P36544 |
| E | 492 | GLY | - | linker | UNP P36544 |

Continued on next page...

Continued from previous page...

| Chain | Residue | Modelled | Actual | Comment | Reference |
|-------|---------|----------|--------|----------------|------------|
| E | 493 | GLY | - | linker | UNP P36544 |
| E | 494 | GLY | - | linker | UNP P36544 |
| E | 495 | SER | - | linker | UNP P36544 |
| E | 496 | GLY | - | linker | UNP P36544 |
| E | 497 | GLY | - | linker | UNP P36544 |
| E | 498 | SER | - | linker | UNP P36544 |
| E | 499 | SER | - | linker | UNP P36544 |
| E | 500 | ALA | - | linker | UNP P36544 |
| E | 501 | TRP | - | expression tag | UNP P36544 |
| E | 502 | SER | - | expression tag | UNP P36544 |
| E | 503 | HIS | - | expression tag | UNP P36544 |
| E | 504 | PRO | - | expression tag | UNP P36544 |
| E | 505 | GLN | - | expression tag | UNP P36544 |
| E | 506 | PHE | - | expression tag | UNP P36544 |
| E | 507 | GLU | - | expression tag | UNP P36544 |
| E | 508 | LYS | - | expression tag | UNP P36544 |
| E | 509 | GLY | - | linker | UNP P36544 |
| E | 510 | SER | - | linker | UNP P36544 |
| E | 511 | GLY | - | linker | UNP P36544 |
| E | 512 | GLU | - | linker | UNP P36544 |
| E | 513 | GLY | - | linker | UNP P36544 |
| E | 514 | ARG | - | linker | UNP P36544 |
| E | 515 | GLY | - | linker | UNP P36544 |
| E | 516 | SER | - | linker | UNP P36544 |
| E | 517 | LEU | - | linker | UNP P36544 |
| E | 518 | LEU | - | linker | UNP P36544 |
| E | 519 | THR | - | linker | UNP P36544 |
| E | 520 | CYS | - | linker | UNP P36544 |
| E | 521 | GLY | - | linker | UNP P36544 |
| E | 522 | ASP | - | linker | UNP P36544 |
| E | 523 | VAL | - | linker | UNP P36544 |
| E | 524 | GLU | - | linker | UNP P36544 |
| E | 525 | GLU | - | linker | UNP P36544 |
| E | 526 | ASN | - | linker | UNP P36544 |
| E | 527 | PRO | - | linker | UNP P36544 |
| E | 528 | GLY | - | linker | UNP P36544 |

- Molecule 2 is an oligosaccharide called beta-D-mannopyranose-(1-4)-2-acetamido-2-deoxy-beta-D-glucopyranose-(1-4)-2-acetamido-2-deoxy-beta-D-glucopyranose.



| Mol | Chain | Residues | Atoms | | | | | AltConf | Trace |
|-----|-------|----------|-------|----|----|---|----|---------|-------|
| | | | Total | C | H | N | O | | |
| 2 | F | 3 | 73 | 22 | 34 | 2 | 15 | 0 | 0 |
| 2 | H | 3 | 73 | 22 | 34 | 2 | 15 | 0 | 0 |
| 2 | J | 3 | 73 | 22 | 34 | 2 | 15 | 0 | 0 |
| 2 | L | 3 | 73 | 22 | 34 | 2 | 15 | 0 | 0 |
| 2 | N | 3 | 73 | 22 | 34 | 2 | 15 | 0 | 0 |

- Molecule 3 is an oligosaccharide called 2-acetamido-2-deoxy-beta-D-glucopyranose-(1-4)-2-acetamido-2-deoxy-beta-D-glucopyranose.



| Mol | Chain | Residues | Atoms | | | | | AltConf | Trace |
|-----|-------|----------|-------|----|----|---|----|---------|-------|
| | | | Total | C | H | N | O | | |
| 3 | G | 2 | 53 | 16 | 25 | 2 | 10 | 0 | 0 |
| 3 | I | 2 | 53 | 16 | 25 | 2 | 10 | 0 | 0 |
| 3 | K | 2 | 53 | 16 | 25 | 2 | 10 | 0 | 0 |
| 3 | M | 2 | 53 | 16 | 25 | 2 | 10 | 0 | 0 |
| 3 | O | 2 | 53 | 16 | 25 | 2 | 10 | 0 | 0 |

- Molecule 4 is CALCIUM ION (three-letter code: CA) (formula: Ca).

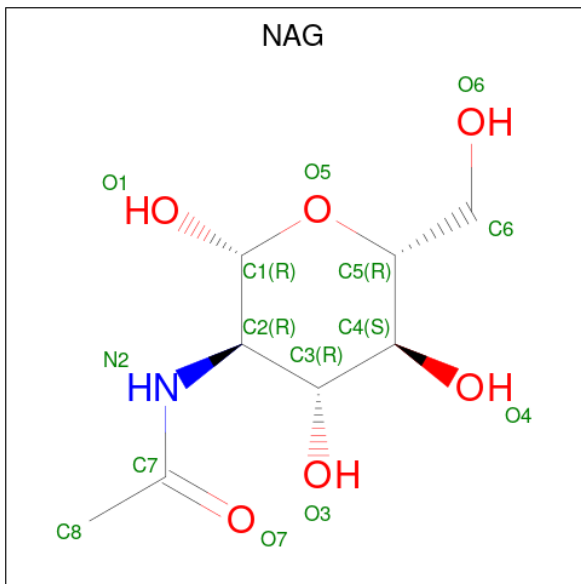
| Mol | Chain | Residues | Atoms | | AltConf |
|-----|-------|----------|-------|----|---------|
| 4 | A | 1 | Total | Ca | 0 |
| | | | 1 | 1 | |
| 4 | B | 1 | Total | Ca | 0 |
| | | | 1 | 1 | |
| 4 | C | 1 | Total | Ca | 0 |
| | | | 1 | 1 | |

Continued on next page...

Continued from previous page...

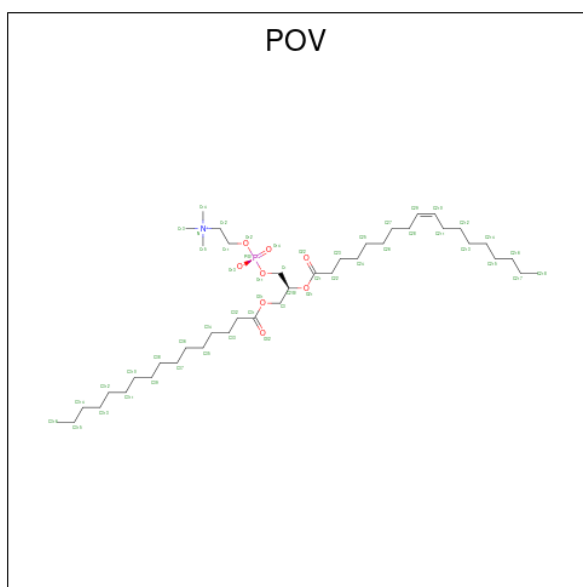
| Mol | Chain | Residues | Atoms | | AltConf |
|-----|-------|----------|-------|----|---------|
| 4 | D | 1 | Total | Ca | 0 |
| | | | 1 | 1 | |
| 4 | E | 1 | Total | Ca | 0 |
| | | | 1 | 1 | |

- Molecule 5 is 2-acetamido-2-deoxy-beta-D-glucopyranose (three-letter code: NAG) (formula: $C_8H_{15}NO_6$).



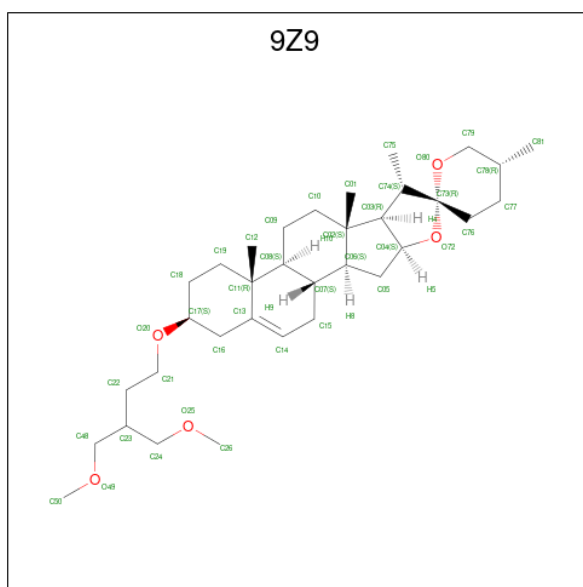
| Mol | Chain | Residues | Atoms | | | | | AltConf |
|-----|-------|----------|-------|---|----|---|---|---------|
| | | | Total | C | H | N | O | |
| 5 | A | 1 | Total | C | H | N | O | 0 |
| | | | 27 | 8 | 13 | 1 | 5 | |
| 5 | B | 1 | Total | C | H | N | O | 0 |
| | | | 27 | 8 | 13 | 1 | 5 | |
| 5 | C | 1 | Total | C | H | N | O | 0 |
| | | | 27 | 8 | 13 | 1 | 5 | |
| 5 | D | 1 | Total | C | H | N | O | 0 |
| | | | 27 | 8 | 13 | 1 | 5 | |
| 5 | E | 1 | Total | C | H | N | O | 0 |
| | | | 27 | 8 | 13 | 1 | 5 | |

- Molecule 6 is (2S)-3-(hexadecanoyloxy)-2-[(9Z)-octadec-9-enoyloxy]propyl 2-(trimethylammonio)ethyl phosphate (three-letter code: POV) (formula: $C_{42}H_{82}NO_8P$).



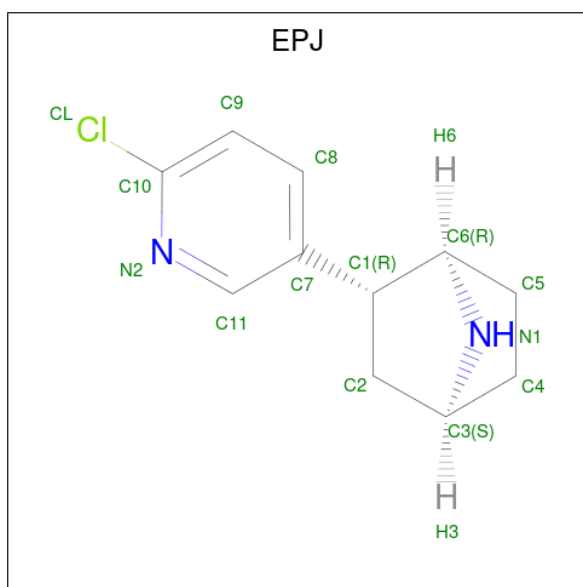
| Mol | Chain | Residues | Atoms | | | | | AltConf | |
|-----|-------|----------|-------|----|----|---|---|---------|---|
| | | | Total | C | H | N | O | | P |
| 6 | A | 1 | Total | C | H | N | O | P | 0 |
| | | | 112 | 35 | 67 | 1 | 8 | 1 | |
| 6 | A | 1 | Total | C | H | N | O | P | 0 |
| | | | 107 | 33 | 64 | 1 | 8 | 1 | |
| 6 | B | 1 | Total | C | H | N | O | P | 0 |
| | | | 107 | 33 | 64 | 1 | 8 | 1 | |
| 6 | B | 1 | Total | C | H | N | O | P | 0 |
| | | | 112 | 35 | 67 | 1 | 8 | 1 | |
| 6 | B | 1 | Total | C | H | N | O | P | 0 |
| | | | 107 | 33 | 64 | 1 | 8 | 1 | |
| 6 | C | 1 | Total | C | H | N | O | P | 0 |
| | | | 112 | 35 | 67 | 1 | 8 | 1 | |
| 6 | C | 1 | Total | C | H | N | O | P | 0 |
| | | | 107 | 33 | 64 | 1 | 8 | 1 | |
| 6 | D | 1 | Total | C | H | N | O | P | 0 |
| | | | 112 | 35 | 67 | 1 | 8 | 1 | |
| 6 | D | 1 | Total | C | H | N | O | P | 0 |
| | | | 107 | 33 | 64 | 1 | 8 | 1 | |
| 6 | E | 1 | Total | C | H | N | O | P | 0 |
| | | | 112 | 35 | 67 | 1 | 8 | 1 | |

- Molecule 7 is (3beta,14beta,17beta,25R)-3-[4-methoxy-3-(methoxymethyl)butoxy]spirost-5-en (three-letter code: 9Z9) (formula: C₃₄H₅₆O₅).



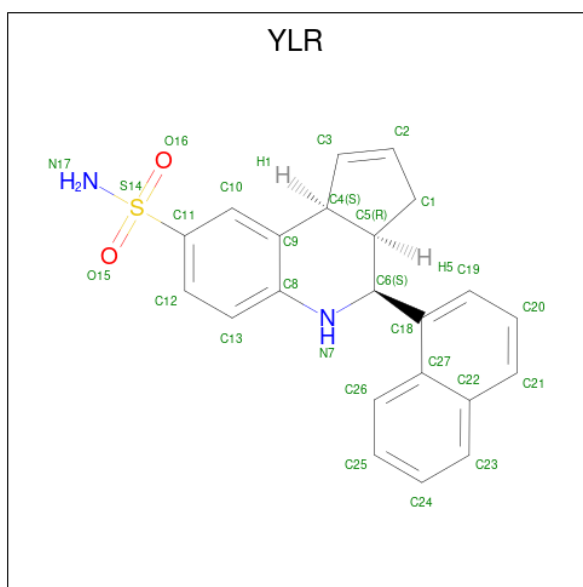
| Mol | Chain | Residues | Atoms | | | | AltConf | |
|-----|-------|----------|-------|----|----|----|---------|---|
| | | | Total | C | H | O | | |
| 7 | A | 1 | Total | 95 | 34 | 56 | 5 | 0 |
| 7 | B | 1 | Total | 95 | 34 | 56 | 5 | 0 |
| 7 | C | 1 | Total | 95 | 34 | 56 | 5 | 0 |
| 7 | D | 1 | Total | 95 | 34 | 56 | 5 | 0 |
| 7 | E | 1 | Total | 95 | 34 | 56 | 5 | 0 |

- Molecule 8 is EPIBATIDINE (three-letter code: EPJ) (formula: $C_{11}H_{13}ClN_2$) (labeled as "Ligand of Interest" by depositor).



| Mol | Chain | Residues | Atoms | | | | AltConf | |
|-----|-------|----------|-------|----|----|----|---------|---|
| | | | Total | C | Cl | H | | N |
| 8 | A | 1 | 27 | 11 | 1 | 13 | 2 | 0 |
| 8 | B | 1 | 27 | 11 | 1 | 13 | 2 | 0 |
| 8 | C | 1 | 27 | 11 | 1 | 13 | 2 | 0 |
| 8 | D | 1 | 27 | 11 | 1 | 13 | 2 | 0 |
| 8 | E | 1 | 27 | 11 | 1 | 13 | 2 | 0 |


- Molecule 9 is (3aR,4S,9bS)-4-(naphthalen-1-yl)-3a,4,5,9b-tetrahydro-3H-cyclopenta[c]quinoline-8-sulfonamide (three-letter code: YLR) (formula: C₂₂H₂₀N₂O₂S) (labeled as "Ligand of Interest" by depositor).



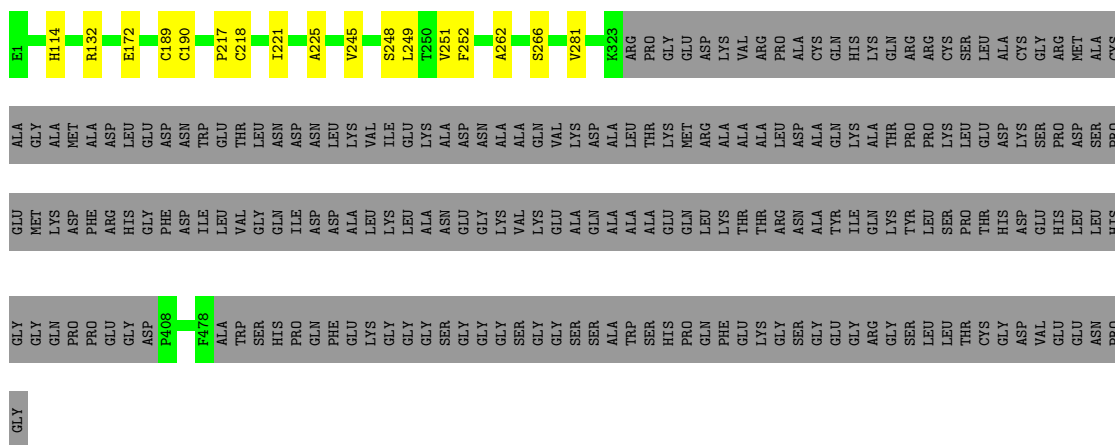
| Mol | Chain | Residues | Atoms | | | | | AltConf | |
|-----|-------|----------|-------|----|----|---|---|---------|---|
| | | | Total | C | H | N | O | | S |
| 9 | A | 1 | Total | C | H | N | O | S | 0 |
| | | | 47 | 22 | 20 | 2 | 2 | 1 | |
| 9 | B | 1 | Total | C | H | N | O | S | 0 |
| | | | 47 | 22 | 20 | 2 | 2 | 1 | |
| 9 | C | 1 | Total | C | H | N | O | S | 0 |
| | | | 47 | 22 | 20 | 2 | 2 | 1 | |
| 9 | D | 1 | Total | C | H | N | O | S | 0 |
| | | | 47 | 22 | 20 | 2 | 2 | 1 | |
| 9 | E | 1 | Total | C | H | N | O | S | 0 |
| | | | 47 | 22 | 20 | 2 | 2 | 1 | |

- Molecule 10 is water.

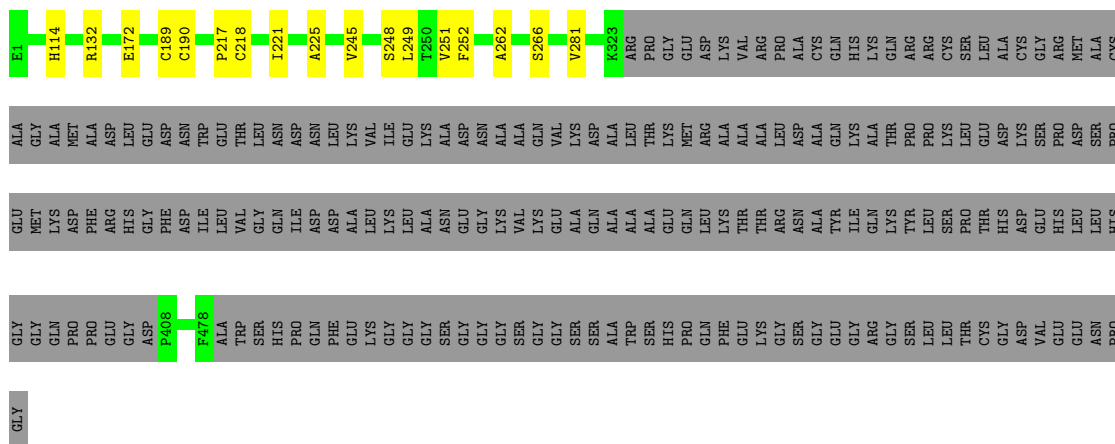
| Mol | Chain | Residues | Atoms | | AltConf |
|-----|-------|----------|-------|----|---------|
| | | | Total | O | |
| 10 | A | 12 | Total | O | 0 |
| | | | 12 | 12 | |
| 10 | B | 10 | Total | O | 0 |
| | | | 10 | 10 | |
| 10 | C | 12 | Total | O | 0 |
| | | | 12 | 12 | |
| 10 | D | 11 | Total | O | 0 |
| | | | 11 | 11 | |
| 10 | E | 10 | Total | O | 0 |
| | | | 10 | 10 | |



• Molecule 1: Neuronal acetylcholine receptor subunit alpha-7,Soluble cytochrome b562



• Molecule 1: Neuronal acetylcholine receptor subunit alpha-7,Soluble cytochrome b562



• Molecule 2: beta-D-mannopyranose-(1-4)-2-acetamido-2-deoxy-beta-D-glucopyranose-(1-4)-2-acetamido-2-deoxy-beta-D-glucopyranose





- Molecule 2: beta-D-mannopyranose-(1-4)-2-acetamido-2-deoxy-beta-D-glucopyranose-(1-4)-2-acetamido-2-deoxy-beta-D-glucopyranose



- Molecule 2: beta-D-mannopyranose-(1-4)-2-acetamido-2-deoxy-beta-D-glucopyranose-(1-4)-2-acetamido-2-deoxy-beta-D-glucopyranose



- Molecule 2: beta-D-mannopyranose-(1-4)-2-acetamido-2-deoxy-beta-D-glucopyranose-(1-4)-2-acetamido-2-deoxy-beta-D-glucopyranose



- Molecule 2: beta-D-mannopyranose-(1-4)-2-acetamido-2-deoxy-beta-D-glucopyranose-(1-4)-2-acetamido-2-deoxy-beta-D-glucopyranose



- Molecule 3: 2-acetamido-2-deoxy-beta-D-glucopyranose-(1-4)-2-acetamido-2-deoxy-beta-D-glucopyranose



- Molecule 3: 2-acetamido-2-deoxy-beta-D-glucopyranose-(1-4)-2-acetamido-2-deoxy-beta-D-glucopyranose




- Molecule 3: 2-acetamido-2-deoxy-beta-D-glucopyranose-(1-4)-2-acetamido-2-deoxy-beta-D-glucopyranose

Chain K:  50% 50%

MAG1
MAG2

- Molecule 3: 2-acetamido-2-deoxy-beta-D-glucopyranose-(1-4)-2-acetamido-2-deoxy-beta-D-glucopyranose

Chain M:  50% 50%

MAG1
MAG2

- Molecule 3: 2-acetamido-2-deoxy-beta-D-glucopyranose-(1-4)-2-acetamido-2-deoxy-beta-D-glucopyranose

Chain O:  50% 50%

MAG1
MAG2

4 Experimental information

| Property | Value | Source |
|--------------------------------------|---|-----------|
| EM reconstruction method | SINGLE PARTICLE | Depositor |
| Imposed symmetry | POINT, C5 | Depositor |
| Number of particles used | 543834 | Depositor |
| Resolution determination method | FSC 0.143 CUT-OFF | Depositor |
| CTF correction method | PHASE FLIPPING AND AMPLITUDE CORRECTION | Depositor |
| Microscope | FEI TITAN KRIOS | Depositor |
| Voltage (kV) | 300 | Depositor |
| Electron dose ($e^-/\text{\AA}^2$) | 44 | Depositor |
| Minimum defocus (nm) | 800 | Depositor |
| Maximum defocus (nm) | 2000 | Depositor |
| Magnification | Not provided | |
| Image detector | GATAN K3 (6k x 4k) | Depositor |
| Maximum map value | 0.746 | Depositor |
| Minimum map value | -0.442 | Depositor |
| Average map value | 0.000 | Depositor |
| Map value standard deviation | 0.014 | Depositor |
| Recommended contour level | 0.035 | Depositor |
| Map size (Å) | 276.224, 276.224, 276.224 | wwPDB |
| Map dimensions | 256, 256, 256 | wwPDB |
| Map angles (°) | 90.0, 90.0, 90.0 | wwPDB |
| Pixel spacing (Å) | 1.079, 1.079, 1.079 | Depositor |

5 Model quality [i](#)

5.1 Standard geometry [i](#)

Bond lengths and bond angles in the following residue types are not validated in this section: NAG, BMA, POV, EPJ, YLR, CA, 9Z9

The Z score for a bond length (or angle) is the number of standard deviations the observed value is removed from the expected value. A bond length (or angle) with $|Z| > 5$ is considered an outlier worth inspection. RMSZ is the root-mean-square of all Z scores of the bond lengths (or angles).

| Mol | Chain | Bond lengths | | Bond angles | |
|-----|-------|--------------|---------|-------------|---------|
| | | RMSZ | # Z >5 | RMSZ | # Z >5 |
| 1 | A | 0.34 | 0/3280 | 0.61 | 0/4467 |
| 1 | B | 0.34 | 0/3280 | 0.61 | 0/4467 |
| 1 | C | 0.34 | 0/3280 | 0.61 | 0/4467 |
| 1 | D | 0.34 | 0/3280 | 0.61 | 0/4467 |
| 1 | E | 0.34 | 0/3280 | 0.61 | 0/4467 |
| All | All | 0.34 | 0/16400 | 0.61 | 0/22335 |

There are no bond length outliers.

There are no bond angle outliers.

There are no chirality outliers.

There are no planarity outliers.

5.2 Too-close contacts [i](#)

In the following table, the Non-H and H(model) columns list the number of non-hydrogen atoms and hydrogen atoms in the chain respectively. The H(added) column lists the number of hydrogen atoms added and optimized by MolProbity. The Clashes column lists the number of clashes within the asymmetric unit, whereas Symm-Clashes lists symmetry-related clashes.

| Mol | Chain | Non-H | H(model) | H(added) | Clashes | Symm-Clashes |
|-----|-------|-------|----------|----------|---------|--------------|
| 1 | A | 3188 | 3167 | 3171 | 16 | 0 |
| 1 | B | 3188 | 3167 | 3171 | 17 | 0 |
| 1 | C | 3188 | 3167 | 3171 | 17 | 0 |
| 1 | D | 3188 | 3167 | 3171 | 17 | 0 |
| 1 | E | 3188 | 3167 | 3171 | 17 | 0 |
| 2 | F | 39 | 34 | 34 | 5 | 0 |
| 2 | H | 39 | 34 | 34 | 6 | 0 |
| 2 | J | 39 | 34 | 34 | 6 | 0 |

Continued on next page...

Continued from previous page...

| Mol | Chain | Non-H | H(model) | H(added) | Clashes | Symm-Clashes |
|-----|-------|-------|----------|----------|---------|--------------|
| 2 | L | 39 | 34 | 34 | 6 | 0 |
| 2 | N | 39 | 34 | 34 | 5 | 0 |
| 3 | G | 28 | 25 | 25 | 3 | 0 |
| 3 | I | 28 | 25 | 25 | 3 | 0 |
| 3 | K | 28 | 25 | 25 | 3 | 0 |
| 3 | M | 28 | 25 | 25 | 4 | 0 |
| 3 | O | 28 | 25 | 25 | 4 | 0 |
| 4 | A | 1 | 0 | 0 | 0 | 0 |
| 4 | B | 1 | 0 | 0 | 0 | 0 |
| 4 | C | 1 | 0 | 0 | 0 | 0 |
| 4 | D | 1 | 0 | 0 | 0 | 0 |
| 4 | E | 1 | 0 | 0 | 0 | 0 |
| 5 | A | 14 | 13 | 13 | 0 | 0 |
| 5 | B | 14 | 13 | 13 | 0 | 0 |
| 5 | C | 14 | 13 | 13 | 0 | 0 |
| 5 | D | 14 | 13 | 13 | 0 | 0 |
| 5 | E | 14 | 13 | 13 | 0 | 0 |
| 6 | A | 88 | 131 | 128 | 4 | 0 |
| 6 | B | 131 | 195 | 191 | 5 | 0 |
| 6 | C | 88 | 131 | 128 | 4 | 0 |
| 6 | D | 88 | 131 | 128 | 4 | 0 |
| 6 | E | 45 | 67 | 65 | 4 | 0 |
| 7 | A | 39 | 56 | 0 | 0 | 0 |
| 7 | B | 39 | 56 | 0 | 0 | 0 |
| 7 | C | 39 | 56 | 0 | 0 | 0 |
| 7 | D | 39 | 56 | 0 | 0 | 0 |
| 7 | E | 39 | 56 | 0 | 0 | 0 |
| 8 | A | 14 | 13 | 13 | 0 | 0 |
| 8 | B | 14 | 13 | 13 | 0 | 0 |
| 8 | C | 14 | 13 | 13 | 0 | 0 |
| 8 | D | 14 | 13 | 13 | 0 | 0 |
| 8 | E | 14 | 13 | 13 | 0 | 0 |
| 9 | A | 27 | 20 | 0 | 0 | 0 |
| 9 | B | 27 | 20 | 0 | 0 | 0 |
| 9 | C | 27 | 20 | 0 | 0 | 0 |
| 9 | D | 27 | 20 | 0 | 0 | 0 |
| 9 | E | 27 | 20 | 0 | 0 | 0 |
| 10 | A | 12 | 0 | 0 | 0 | 0 |
| 10 | B | 10 | 0 | 0 | 0 | 0 |
| 10 | C | 12 | 0 | 0 | 0 | 0 |
| 10 | D | 11 | 0 | 0 | 0 | 0 |
| 10 | E | 10 | 0 | 0 | 0 | 0 |

Continued on next page...

Continued from previous page...

| Mol | Chain | Non-H | H(model) | H(added) | Clashes | Symm-Clashes |
|-----|-------|-------|----------|----------|---------|--------------|
| All | All | 17245 | 17295 | 16920 | 114 | 0 |

The all-atom clashscore is defined as the number of clashes found per 1000 atoms (including hydrogen atoms). The all-atom clashscore for this structure is 3.

The worst 5 of 114 close contacts within the same asymmetric unit are listed below, sorted by their clash magnitude.

| Atom-1 | Atom-2 | Interatomic distance (Å) | Clash overlap (Å) |
|---------------|---------------|--------------------------|-------------------|
| 3:G:1:NAG:H83 | 3:G:1:NAG:H3 | 1.62 | 0.82 |
| 3:I:1:NAG:H3 | 3:I:1:NAG:H83 | 1.61 | 0.81 |
| 3:O:1:NAG:H83 | 3:O:1:NAG:H3 | 1.62 | 0.81 |
| 3:M:1:NAG:H83 | 3:M:1:NAG:H3 | 1.62 | 0.80 |
| 3:K:1:NAG:H83 | 3:K:1:NAG:H3 | 1.61 | 0.80 |

There are no symmetry-related clashes.

5.3 Torsion angles [i](#)

5.3.1 Protein backbone [i](#)

In the following table, the Percentiles column shows the percent Ramachandran outliers of the chain as a percentile score with respect to all PDB entries followed by that with respect to all EM entries.

The Analysed column shows the number of residues for which the backbone conformation was analysed, and the total number of residues.

| Mol | Chain | Analysed | Favoured | Allowed | Outliers | Percentiles | |
|-----|-------|-----------------|------------|---------|----------|-------------|-----|
| 1 | A | 391/599 (65%) | 380 (97%) | 11 (3%) | 0 | 100 | 100 |
| 1 | B | 391/599 (65%) | 380 (97%) | 11 (3%) | 0 | 100 | 100 |
| 1 | C | 391/599 (65%) | 381 (97%) | 10 (3%) | 0 | 100 | 100 |
| 1 | D | 391/599 (65%) | 380 (97%) | 11 (3%) | 0 | 100 | 100 |
| 1 | E | 391/599 (65%) | 380 (97%) | 11 (3%) | 0 | 100 | 100 |
| All | All | 1955/2995 (65%) | 1901 (97%) | 54 (3%) | 0 | 100 | 100 |

There are no Ramachandran outliers to report.

5.3.2 Protein sidechains [i](#)

In the following table, the Percentiles column shows the percent sidechain outliers of the chain as a percentile score with respect to all PDB entries followed by that with respect to all EM entries.

The Analysed column shows the number of residues for which the sidechain conformation was analysed, and the total number of residues.

| Mol | Chain | Analysed | Rotameric | Outliers | Percentiles | |
|-----|-------|-----------------|-------------|----------|-------------|-----|
| 1 | A | 357/514 (70%) | 357 (100%) | 0 | 100 | 100 |
| 1 | B | 357/514 (70%) | 357 (100%) | 0 | 100 | 100 |
| 1 | C | 357/514 (70%) | 357 (100%) | 0 | 100 | 100 |
| 1 | D | 357/514 (70%) | 357 (100%) | 0 | 100 | 100 |
| 1 | E | 357/514 (70%) | 357 (100%) | 0 | 100 | 100 |
| All | All | 1785/2570 (70%) | 1785 (100%) | 0 | 100 | 100 |

There are no protein residues with a non-rotameric sidechain to report.

Sometimes sidechains can be flipped to improve hydrogen bonding and reduce clashes. There are no such sidechains identified.

5.3.3 RNA [i](#)

There are no RNA molecules in this entry.

5.4 Non-standard residues in protein, DNA, RNA chains [i](#)

There are no non-standard protein/DNA/RNA residues in this entry.

5.5 Carbohydrates [i](#)

25 monosaccharides are modelled in this entry.

In the following table, the Counts columns list the number of bonds (or angles) for which Mogul statistics could be retrieved, the number of bonds (or angles) that are observed in the model and the number of bonds (or angles) that are defined in the Chemical Component Dictionary. The Link column lists molecule types, if any, to which the group is linked. The Z score for a bond length (or angle) is the number of standard deviations the observed value is removed from the expected value. A bond length (or angle) with $|Z| > 2$ is considered an outlier worth inspection. RMSZ is the root-mean-square of all Z scores of the bond lengths (or angles).

| Mol | Type | Chain | Res | Link | Bond lengths | | | Bond angles | | |
|-----|------|-------|-----|------|--------------|------|----------|-------------|------|----------|
| | | | | | Counts | RMSZ | # Z > 2 | Counts | RMSZ | # Z > 2 |
| 2 | NAG | F | 1 | 1,2 | 14,14,15 | 0.38 | 0 | 17,19,21 | 1.04 | 2 (11%) |
| 2 | NAG | F | 2 | 2 | 14,14,15 | 0.38 | 0 | 17,19,21 | 0.43 | 0 |
| 2 | BMA | F | 3 | 2 | 11,11,12 | 0.21 | 0 | 15,15,17 | 0.49 | 0 |
| 3 | NAG | G | 1 | 1,3 | 14,14,15 | 0.38 | 0 | 17,19,21 | 0.68 | 1 (5%) |
| 3 | NAG | G | 2 | 3 | 14,14,15 | 0.39 | 0 | 17,19,21 | 0.73 | 1 (5%) |
| 2 | NAG | H | 1 | 1,2 | 14,14,15 | 0.37 | 0 | 17,19,21 | 1.04 | 2 (11%) |
| 2 | NAG | H | 2 | 2 | 14,14,15 | 0.39 | 0 | 17,19,21 | 0.43 | 0 |
| 2 | BMA | H | 3 | 2 | 11,11,12 | 0.21 | 0 | 15,15,17 | 0.49 | 0 |
| 3 | NAG | I | 1 | 1,3 | 14,14,15 | 0.39 | 0 | 17,19,21 | 0.68 | 1 (5%) |
| 3 | NAG | I | 2 | 3 | 14,14,15 | 0.39 | 0 | 17,19,21 | 0.72 | 1 (5%) |
| 2 | NAG | J | 1 | 1,2 | 14,14,15 | 0.37 | 0 | 17,19,21 | 1.04 | 2 (11%) |
| 2 | NAG | J | 2 | 2 | 14,14,15 | 0.38 | 0 | 17,19,21 | 0.43 | 0 |
| 2 | BMA | J | 3 | 2 | 11,11,12 | 0.20 | 0 | 15,15,17 | 0.49 | 0 |
| 3 | NAG | K | 1 | 1,3 | 14,14,15 | 0.39 | 0 | 17,19,21 | 0.68 | 1 (5%) |
| 3 | NAG | K | 2 | 3 | 14,14,15 | 0.39 | 0 | 17,19,21 | 0.73 | 1 (5%) |
| 2 | NAG | L | 1 | 1,2 | 14,14,15 | 0.37 | 0 | 17,19,21 | 1.04 | 2 (11%) |
| 2 | NAG | L | 2 | 2 | 14,14,15 | 0.38 | 0 | 17,19,21 | 0.42 | 0 |
| 2 | BMA | L | 3 | 2 | 11,11,12 | 0.20 | 0 | 15,15,17 | 0.48 | 0 |
| 3 | NAG | M | 1 | 1,3 | 14,14,15 | 0.38 | 0 | 17,19,21 | 0.68 | 1 (5%) |
| 3 | NAG | M | 2 | 3 | 14,14,15 | 0.40 | 0 | 17,19,21 | 0.73 | 1 (5%) |
| 2 | NAG | N | 1 | 1,2 | 14,14,15 | 0.38 | 0 | 17,19,21 | 1.04 | 2 (11%) |
| 2 | NAG | N | 2 | 2 | 14,14,15 | 0.37 | 0 | 17,19,21 | 0.43 | 0 |
| 2 | BMA | N | 3 | 2 | 11,11,12 | 0.21 | 0 | 15,15,17 | 0.48 | 0 |
| 3 | NAG | O | 1 | 1,3 | 14,14,15 | 0.38 | 0 | 17,19,21 | 0.68 | 1 (5%) |
| 3 | NAG | O | 2 | 3 | 14,14,15 | 0.38 | 0 | 17,19,21 | 0.73 | 1 (5%) |

In the following table, the Chirals column lists the number of chiral outliers, the number of chiral centers analysed, the number of these observed in the model and the number defined in the Chemical Component Dictionary. Similar counts are reported in the Torsion and Rings columns. '-' means no outliers of that kind were identified.

| Mol | Type | Chain | Res | Link | Chirals | Torsions | Rings |
|-----|------|-------|-----|------|---------|-----------|---------|
| 2 | NAG | F | 1 | 1,2 | - | 4/6/23/26 | 0/1/1/1 |
| 2 | NAG | F | 2 | 2 | - | 0/6/23/26 | 0/1/1/1 |
| 2 | BMA | F | 3 | 2 | - | 0/2/19/22 | 0/1/1/1 |
| 3 | NAG | G | 1 | 1,3 | - | 4/6/23/26 | 0/1/1/1 |
| 3 | NAG | G | 2 | 3 | - | 2/6/23/26 | 0/1/1/1 |
| 2 | NAG | H | 1 | 1,2 | - | 4/6/23/26 | 0/1/1/1 |

Continued on next page...

Continued from previous page...

| Mol | Type | Chain | Res | Link | Chirals | Torsions | Rings |
|-----|------|-------|-----|------|---------|-----------|---------|
| 2 | NAG | H | 2 | 2 | - | 0/6/23/26 | 0/1/1/1 |
| 2 | BMA | H | 3 | 2 | - | 0/2/19/22 | 0/1/1/1 |
| 3 | NAG | I | 1 | 1,3 | - | 4/6/23/26 | 0/1/1/1 |
| 3 | NAG | I | 2 | 3 | - | 2/6/23/26 | 0/1/1/1 |
| 2 | NAG | J | 1 | 1,2 | - | 4/6/23/26 | 0/1/1/1 |
| 2 | NAG | J | 2 | 2 | - | 0/6/23/26 | 0/1/1/1 |
| 2 | BMA | J | 3 | 2 | - | 0/2/19/22 | 0/1/1/1 |
| 3 | NAG | K | 1 | 1,3 | - | 4/6/23/26 | 0/1/1/1 |
| 3 | NAG | K | 2 | 3 | - | 2/6/23/26 | 0/1/1/1 |
| 2 | NAG | L | 1 | 1,2 | - | 4/6/23/26 | 0/1/1/1 |
| 2 | NAG | L | 2 | 2 | - | 0/6/23/26 | 0/1/1/1 |
| 2 | BMA | L | 3 | 2 | - | 0/2/19/22 | 0/1/1/1 |
| 3 | NAG | M | 1 | 1,3 | - | 4/6/23/26 | 0/1/1/1 |
| 3 | NAG | M | 2 | 3 | - | 2/6/23/26 | 0/1/1/1 |
| 2 | NAG | N | 1 | 1,2 | - | 4/6/23/26 | 0/1/1/1 |
| 2 | NAG | N | 2 | 2 | - | 0/6/23/26 | 0/1/1/1 |
| 2 | BMA | N | 3 | 2 | - | 0/2/19/22 | 0/1/1/1 |
| 3 | NAG | O | 1 | 1,3 | - | 4/6/23/26 | 0/1/1/1 |
| 3 | NAG | O | 2 | 3 | - | 2/6/23/26 | 0/1/1/1 |

There are no bond length outliers.

The worst 5 of 20 bond angle outliers are listed below:

| Mol | Chain | Res | Type | Atoms | Z | Observed(°) | Ideal(°) |
|-----|-------|-----|------|----------|------|-------------|----------|
| 2 | F | 1 | NAG | C2-N2-C7 | 2.72 | 126.55 | 122.90 |
| 2 | H | 1 | NAG | C2-N2-C7 | 2.72 | 126.54 | 122.90 |
| 2 | J | 1 | NAG | C2-N2-C7 | 2.70 | 126.52 | 122.90 |
| 2 | N | 1 | NAG | C2-N2-C7 | 2.69 | 126.51 | 122.90 |
| 2 | L | 1 | NAG | C2-N2-C7 | 2.69 | 126.50 | 122.90 |

There are no chirality outliers.

5 of 50 torsion outliers are listed below:

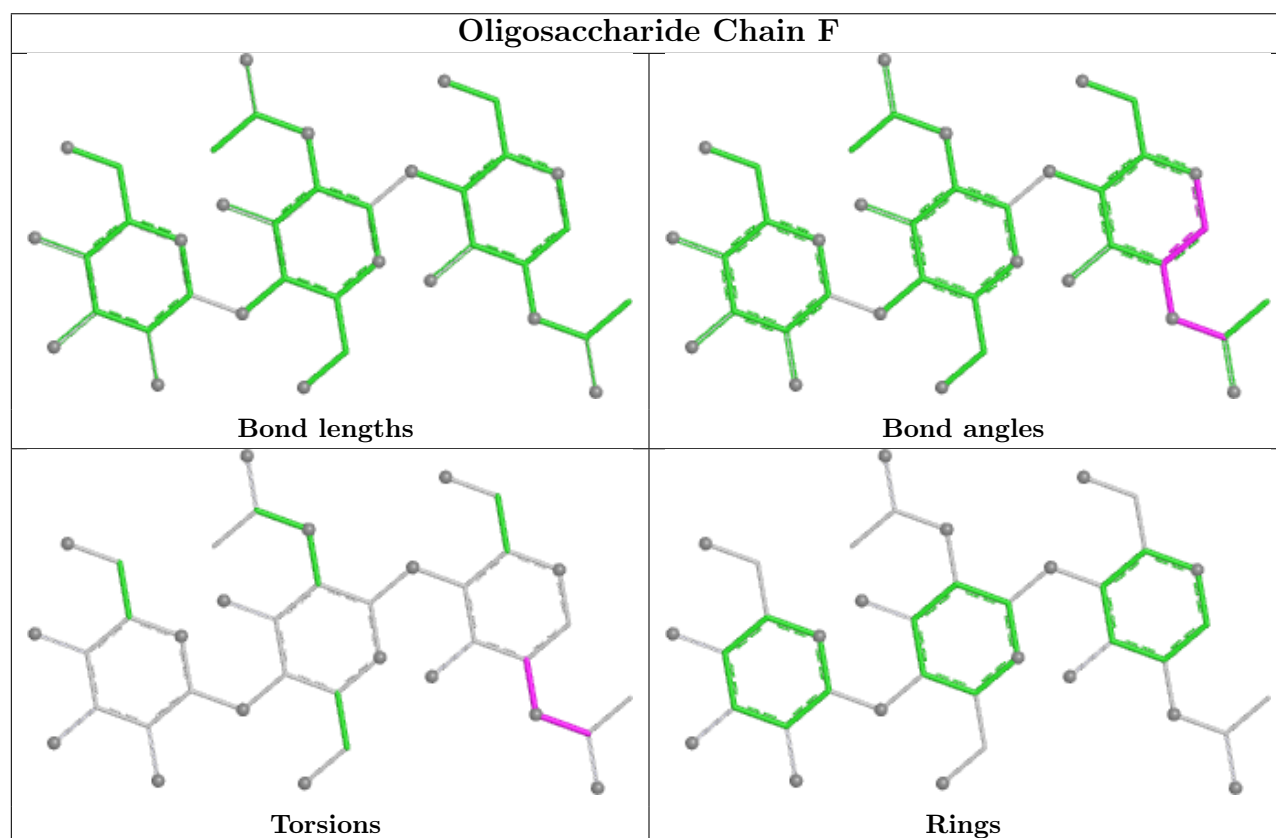
| Mol | Chain | Res | Type | Atoms |
|-----|-------|-----|------|-------------|
| 2 | F | 1 | NAG | C8-C7-N2-C2 |
| 2 | F | 1 | NAG | O7-C7-N2-C2 |
| 2 | H | 1 | NAG | C8-C7-N2-C2 |
| 2 | H | 1 | NAG | O7-C7-N2-C2 |
| 2 | J | 1 | NAG | C8-C7-N2-C2 |

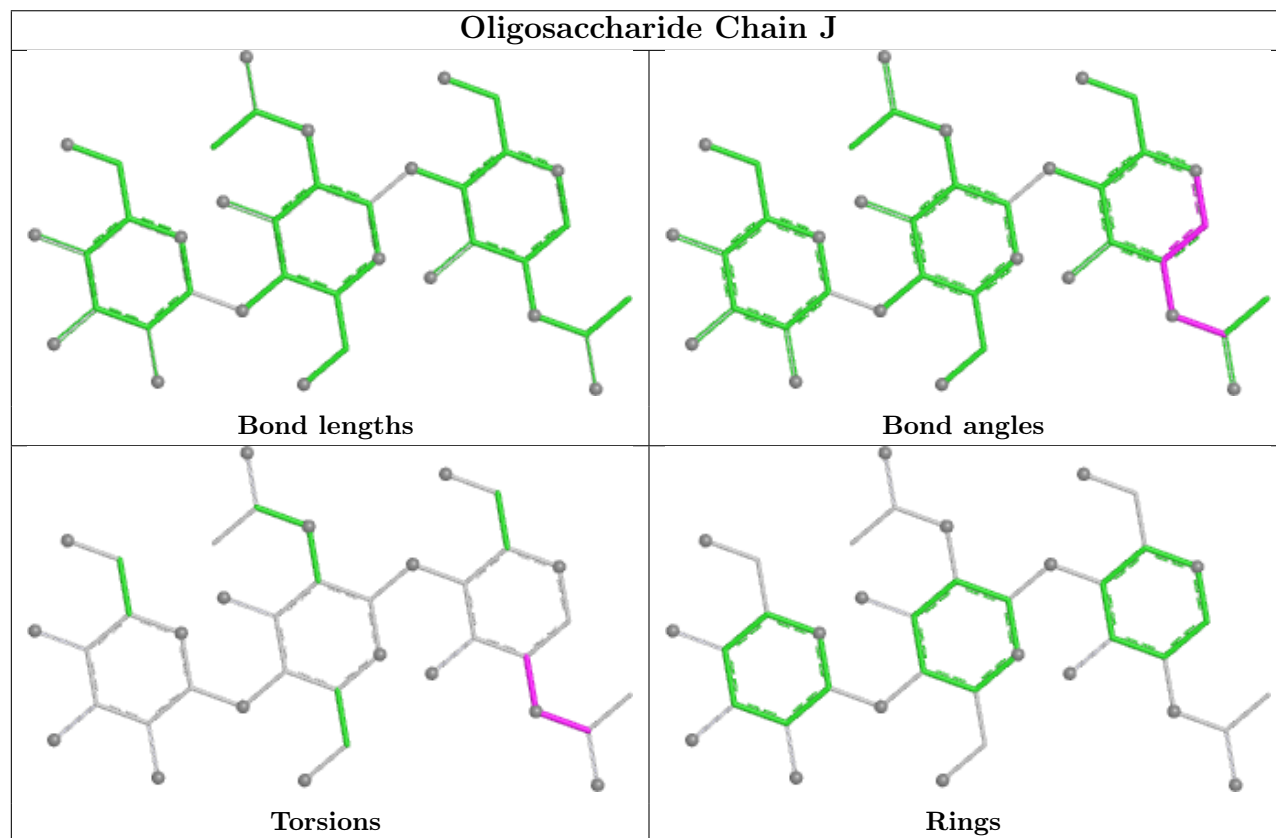
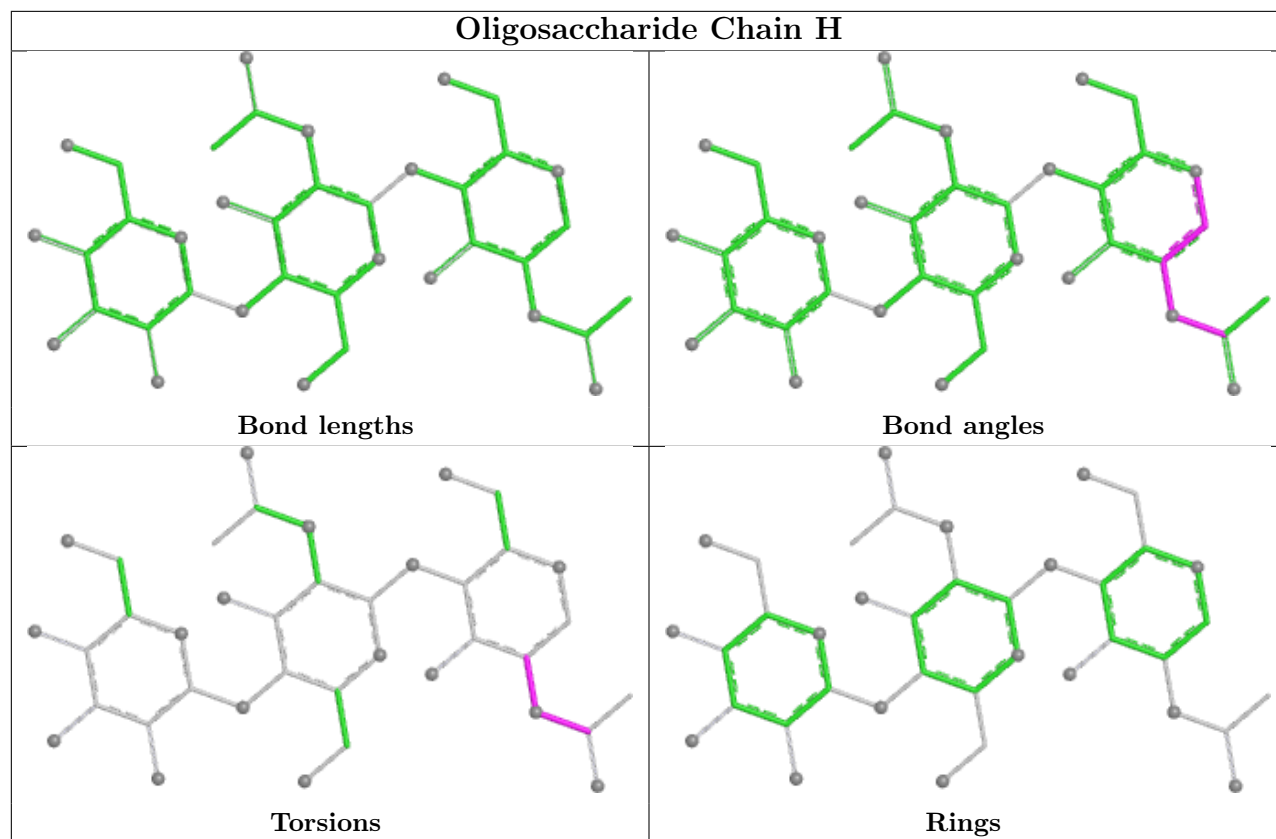
There are no ring outliers.

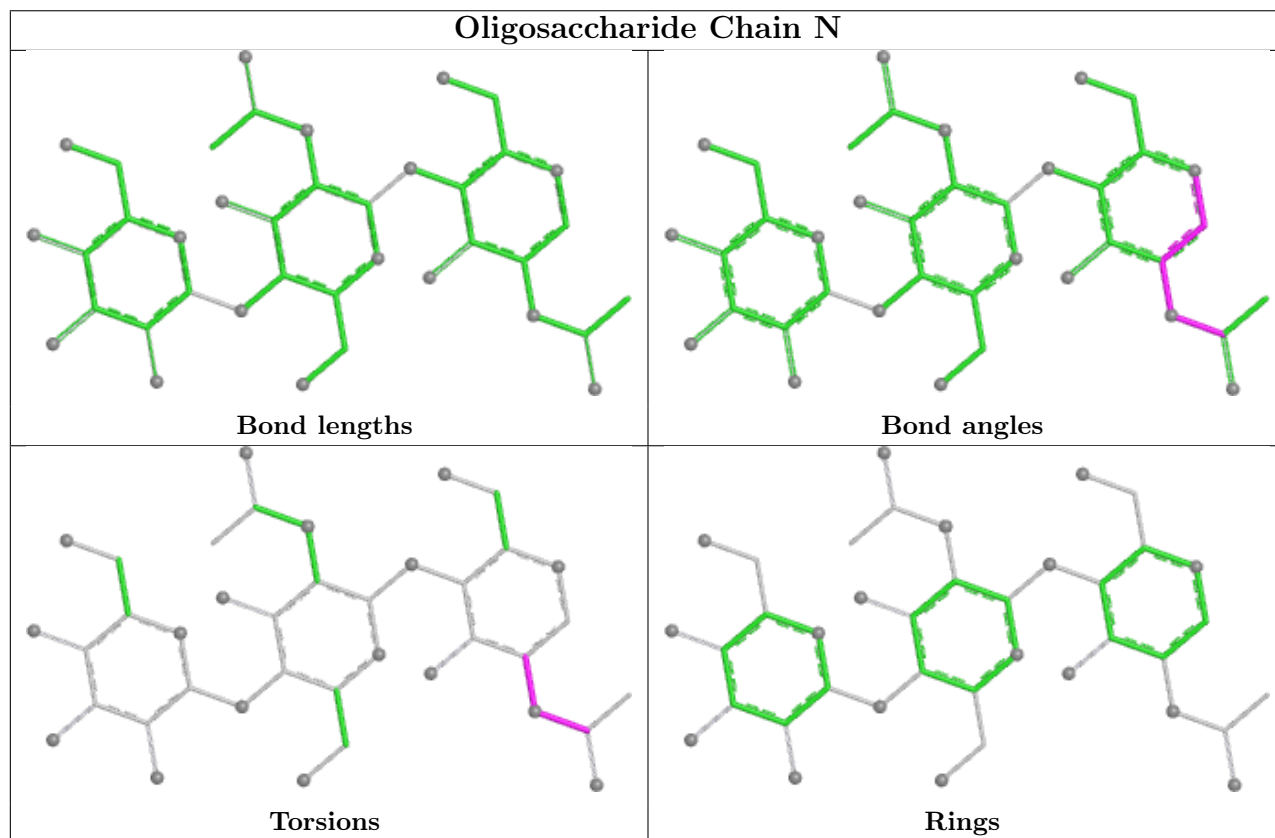
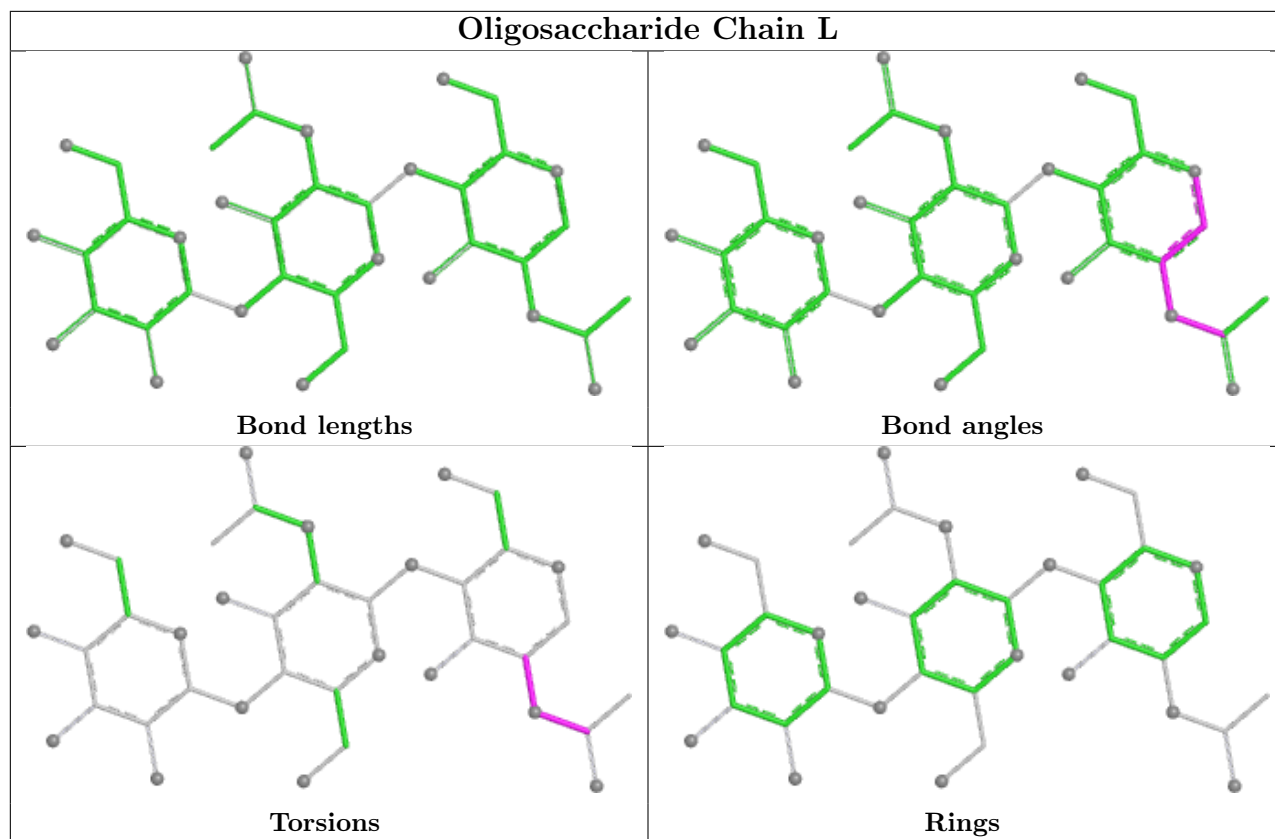
10 monomers are involved in 45 short contacts:

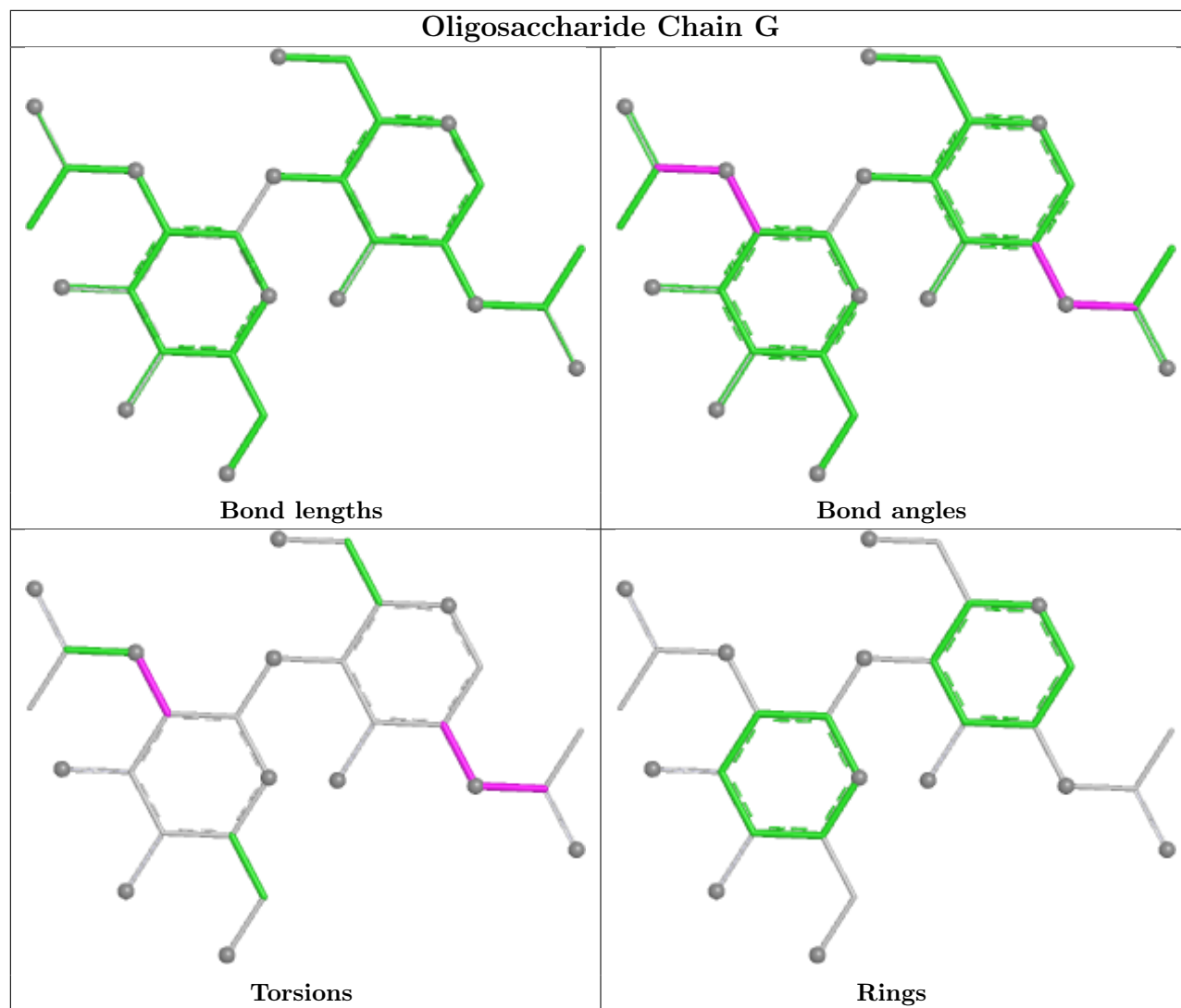
| Mol | Chain | Res | Type | Clashes | Symm-Clashes |
|-----|-------|-----|------|---------|--------------|
| 2 | J | 1 | NAG | 6 | 0 |
| 2 | H | 1 | NAG | 6 | 0 |
| 3 | G | 1 | NAG | 3 | 0 |
| 2 | L | 1 | NAG | 6 | 0 |
| 2 | F | 1 | NAG | 5 | 0 |
| 3 | O | 1 | NAG | 4 | 0 |
| 3 | M | 1 | NAG | 4 | 0 |
| 3 | I | 1 | NAG | 3 | 0 |
| 3 | K | 1 | NAG | 3 | 0 |
| 2 | N | 1 | NAG | 5 | 0 |

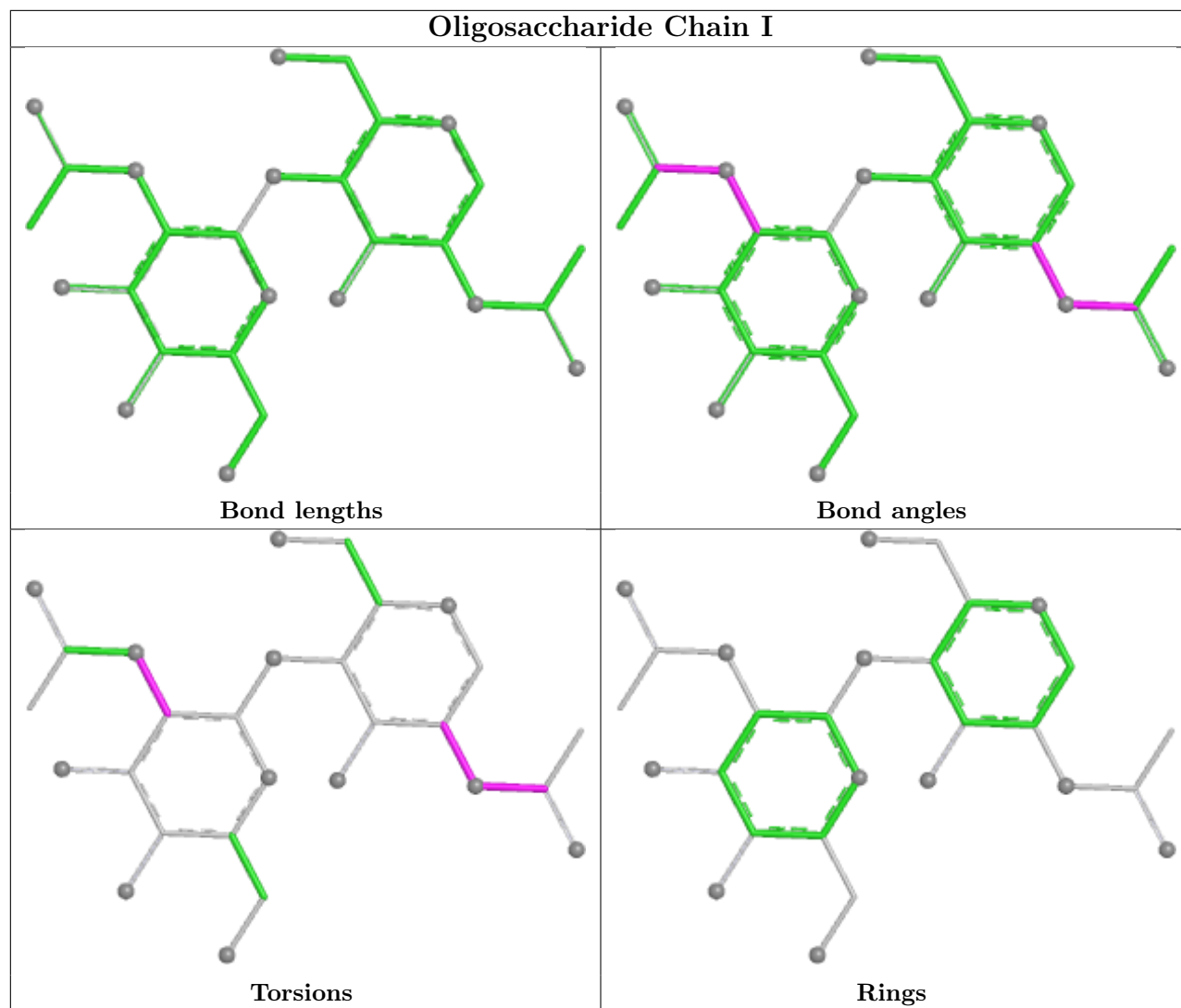
The following is a two-dimensional graphical depiction of Mogul quality analysis of bond lengths, bond angles, torsion angles, and ring geometry for oligosaccharide.

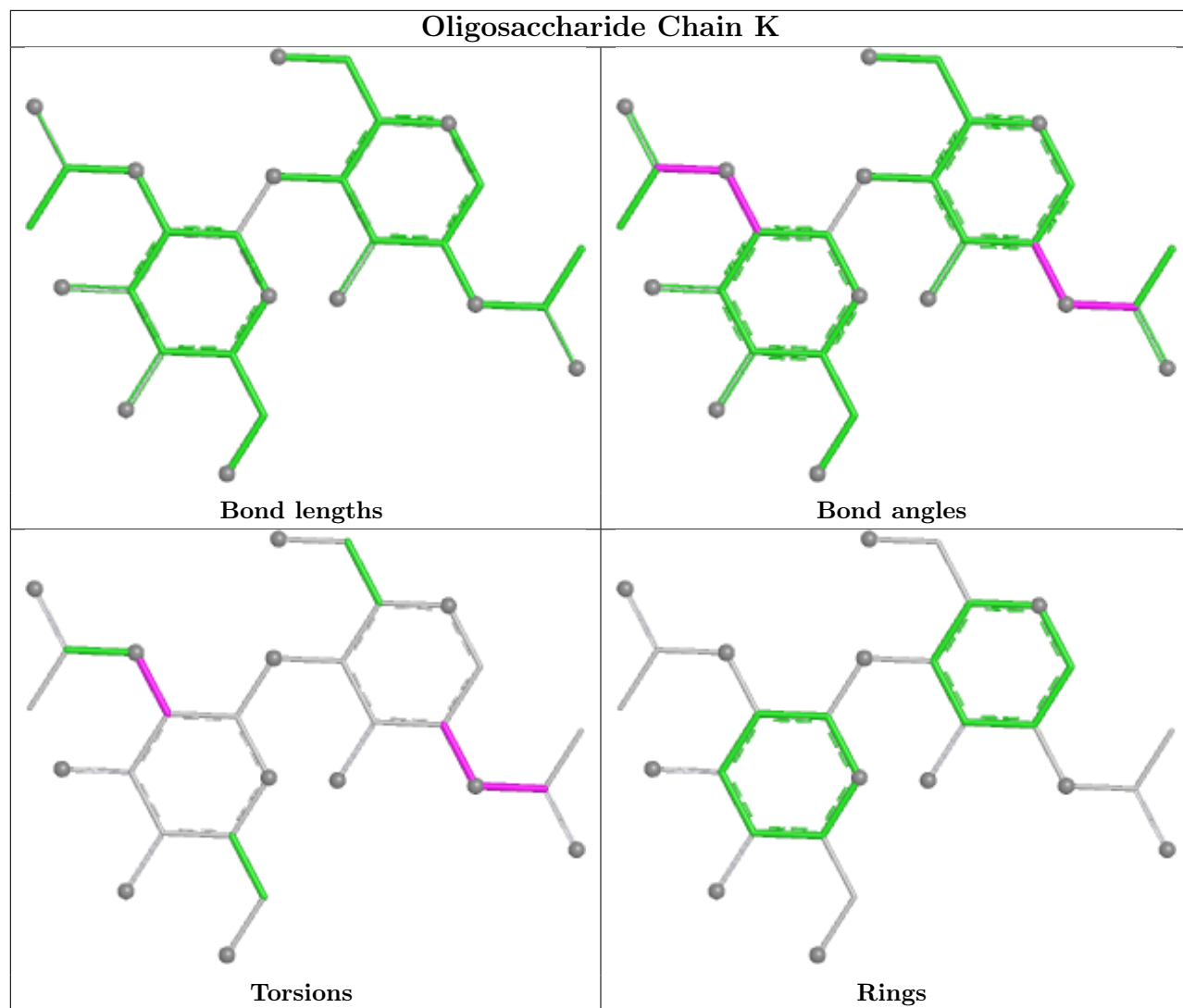


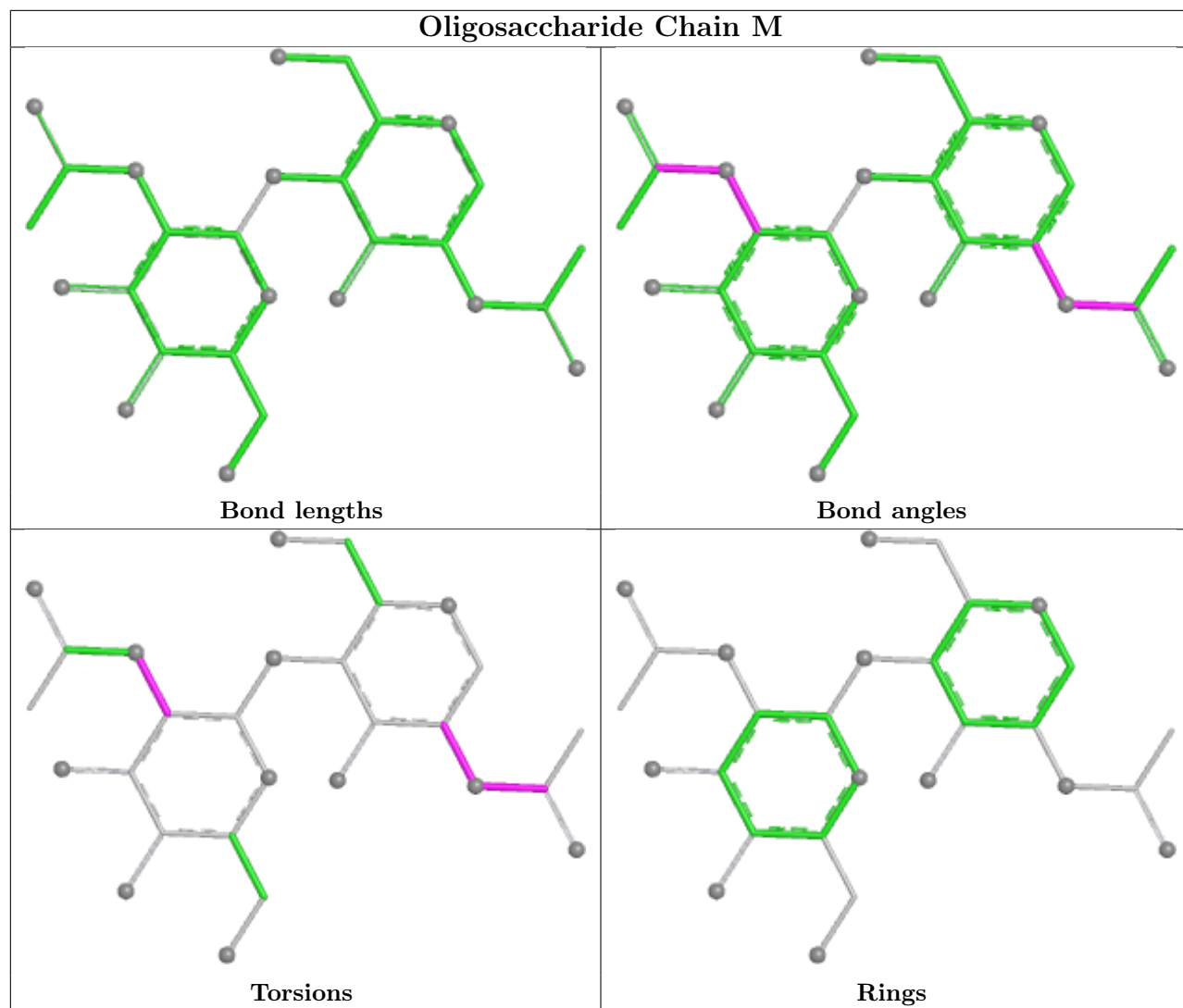


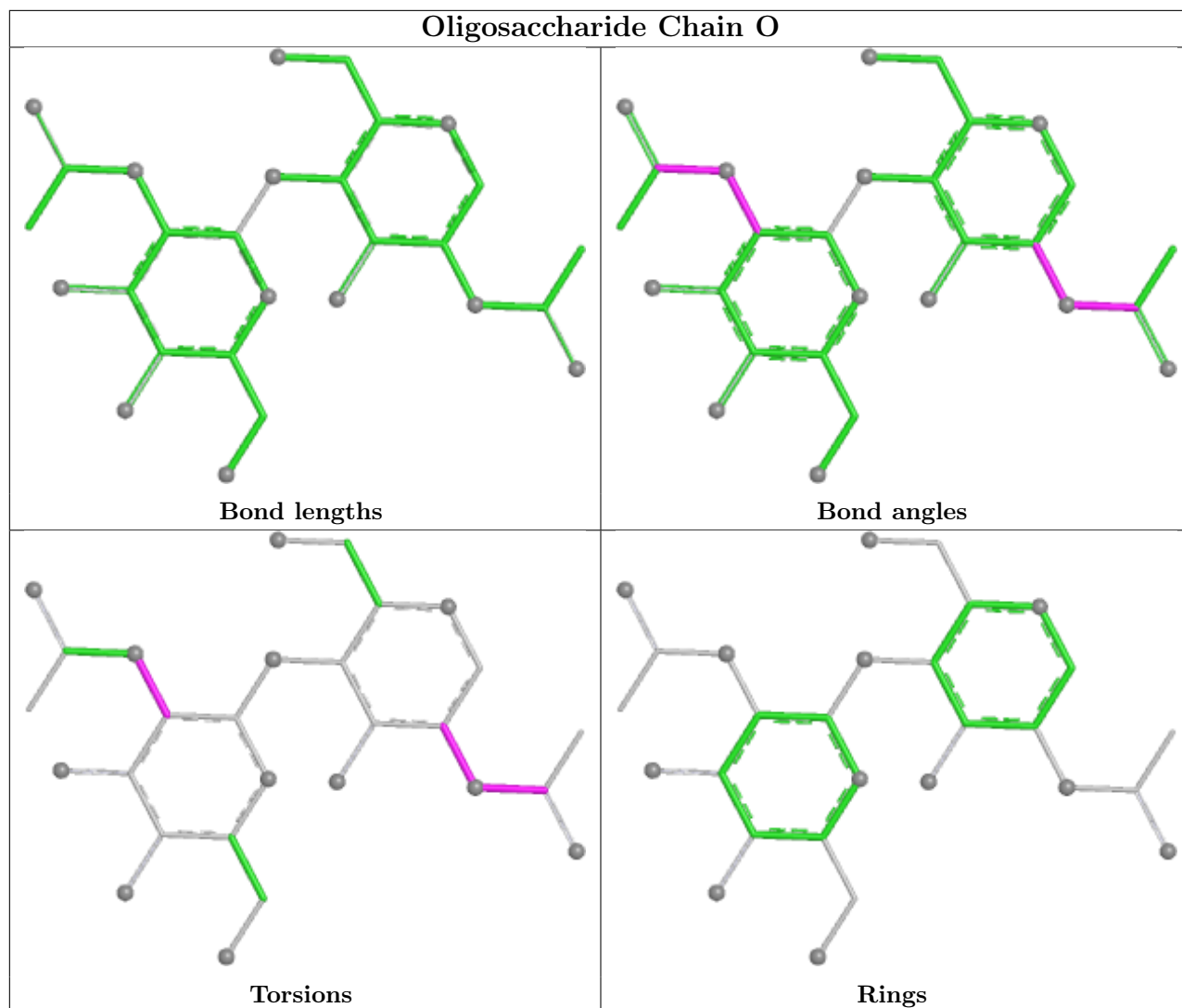












5.6 Ligand geometry [i](#)

Of 35 ligands modelled in this entry, 5 are monoatomic - leaving 30 for Mogul analysis.

In the following table, the Counts columns list the number of bonds (or angles) for which Mogul statistics could be retrieved, the number of bonds (or angles) that are observed in the model and the number of bonds (or angles) that are defined in the Chemical Component Dictionary. The Link column lists molecule types, if any, to which the group is linked. The Z score for a bond length (or angle) is the number of standard deviations the observed value is removed from the expected value. A bond length (or angle) with $|Z| > 2$ is considered an outlier worth inspection. RMSZ is the root-mean-square of all Z scores of the bond lengths (or angles).

| Mol | Type | Chain | Res | Link | Bond lengths | | | Bond angles | | |
|-----|------|-------|-----|------|--------------|------|-------------|-------------|------|-------------|
| | | | | | Counts | RMSZ | $\# Z > 2$ | Counts | RMSZ | $\# Z > 2$ |
| 9 | YLR | A | 606 | - | 31,31,31 | 0.29 | 0 | 44,47,47 | 0.52 | 0 |
| 6 | POV | D | 604 | - | 42,42,51 | 0.35 | 0 | 48,50,59 | 0.31 | 0 |
| 6 | POV | A | 603 | - | 44,44,51 | 0.33 | 0 | 50,52,59 | 0.52 | 0 |

| Mol | Type | Chain | Res | Link | Bond lengths | | | Bond angles | | |
|-----|------|-------|-----|------|--------------|------|----------|-------------|------|----------|
| | | | | | Counts | RMSZ | # Z > 2 | Counts | RMSZ | # Z > 2 |
| 6 | POV | B | 601 | - | 42,42,51 | 0.35 | 0 | 48,50,59 | 0.31 | 0 |
| 7 | 9Z9 | C | 605 | - | 44,44,44 | 0.18 | 0 | 64,68,68 | 0.33 | 0 |
| 5 | NAG | C | 602 | 1 | 14,14,15 | 0.24 | 0 | 17,19,21 | 0.49 | 0 |
| 7 | 9Z9 | D | 605 | - | 44,44,44 | 0.18 | 0 | 64,68,68 | 0.33 | 0 |
| 6 | POV | B | 604 | - | 44,44,51 | 0.33 | 0 | 50,52,59 | 0.52 | 0 |
| 9 | YLR | D | 607 | - | 31,31,31 | 0.29 | 0 | 44,47,47 | 0.52 | 0 |
| 8 | EPJ | C | 606 | - | 16,16,16 | 0.21 | 0 | 19,23,23 | 0.65 | 0 |
| 5 | NAG | D | 602 | 1 | 14,14,15 | 0.23 | 0 | 17,19,21 | 0.49 | 0 |
| 8 | EPJ | B | 607 | - | 16,16,16 | 0.21 | 0 | 19,23,23 | 0.65 | 0 |
| 8 | EPJ | A | 605 | - | 16,16,16 | 0.21 | 0 | 19,23,23 | 0.65 | 0 |
| 6 | POV | B | 605 | - | 42,42,51 | 0.35 | 0 | 48,50,59 | 0.31 | 0 |
| 6 | POV | C | 604 | - | 42,42,51 | 0.35 | 0 | 48,50,59 | 0.31 | 0 |
| 7 | 9Z9 | A | 604 | - | 44,44,44 | 0.18 | 0 | 64,68,68 | 0.33 | 0 |
| 7 | 9Z9 | B | 606 | - | 44,44,44 | 0.18 | 0 | 64,68,68 | 0.33 | 0 |
| 6 | POV | E | 603 | - | 44,44,51 | 0.32 | 0 | 50,52,59 | 0.52 | 0 |
| 8 | EPJ | E | 605 | - | 16,16,16 | 0.21 | 0 | 19,23,23 | 0.65 | 0 |
| 7 | 9Z9 | E | 604 | - | 44,44,44 | 0.18 | 0 | 64,68,68 | 0.33 | 0 |
| 9 | YLR | C | 607 | - | 31,31,31 | 0.29 | 0 | 44,47,47 | 0.52 | 0 |
| 5 | NAG | B | 603 | 1 | 14,14,15 | 0.22 | 0 | 17,19,21 | 0.50 | 0 |
| 6 | POV | A | 607 | - | 42,42,51 | 0.35 | 0 | 48,50,59 | 0.31 | 0 |
| 5 | NAG | E | 602 | 1 | 14,14,15 | 0.22 | 0 | 17,19,21 | 0.49 | 0 |
| 9 | YLR | E | 606 | - | 31,31,31 | 0.29 | 0 | 44,47,47 | 0.53 | 0 |
| 6 | POV | C | 603 | - | 44,44,51 | 0.33 | 0 | 50,52,59 | 0.52 | 0 |
| 5 | NAG | A | 602 | 1 | 14,14,15 | 0.22 | 0 | 17,19,21 | 0.49 | 0 |
| 6 | POV | D | 603 | - | 44,44,51 | 0.32 | 0 | 50,52,59 | 0.52 | 0 |
| 8 | EPJ | D | 606 | - | 16,16,16 | 0.21 | 0 | 19,23,23 | 0.66 | 0 |
| 9 | YLR | B | 608 | - | 31,31,31 | 0.30 | 0 | 44,47,47 | 0.52 | 0 |

In the following table, the Chirals column lists the number of chiral outliers, the number of chiral centers analysed, the number of these observed in the model and the number defined in the Chemical Component Dictionary. Similar counts are reported in the Torsion and Rings columns. '-' means no outliers of that kind were identified.

| Mol | Type | Chain | Res | Link | Chirals | Torsions | Rings |
|-----|------|-------|-----|------|---------|--------------|---------|
| 9 | YLR | A | 606 | - | - | 4/10/32/32 | 0/5/5/5 |
| 6 | POV | D | 604 | - | - | 17/46/46/55 | - |
| 6 | POV | A | 603 | - | - | 23/48/48/55 | - |
| 6 | POV | B | 601 | - | - | 17/46/46/55 | - |
| 7 | 9Z9 | C | 605 | - | - | 2/12/100/100 | 0/6/6/6 |
| 5 | NAG | C | 602 | 1 | - | 2/6/23/26 | 0/1/1/1 |
| 7 | 9Z9 | D | 605 | - | - | 2/12/100/100 | 0/6/6/6 |

Continued on next page...

Continued from previous page...

| Mol | Type | Chain | Res | Link | Chirals | Torsions | Rings |
|-----|------|-------|-----|------|---------|--------------|---------|
| 6 | POV | B | 604 | - | - | 23/48/48/55 | - |
| 9 | YLR | D | 607 | - | - | 4/10/32/32 | 0/5/5/5 |
| 8 | EPJ | C | 606 | - | - | 2/4/21/21 | 0/4/3/3 |
| 5 | NAG | D | 602 | 1 | - | 2/6/23/26 | 0/1/1/1 |
| 8 | EPJ | B | 607 | - | - | 2/4/21/21 | 0/4/3/3 |
| 8 | EPJ | A | 605 | - | - | 2/4/21/21 | 0/4/3/3 |
| 6 | POV | B | 605 | - | - | 17/46/46/55 | - |
| 6 | POV | C | 604 | - | - | 17/46/46/55 | - |
| 7 | 9Z9 | A | 604 | - | - | 2/12/100/100 | 0/6/6/6 |
| 7 | 9Z9 | B | 606 | - | - | 2/12/100/100 | 0/6/6/6 |
| 6 | POV | E | 603 | - | - | 23/48/48/55 | - |
| 8 | EPJ | E | 605 | - | - | 2/4/21/21 | 0/4/3/3 |
| 7 | 9Z9 | E | 604 | - | - | 2/12/100/100 | 0/6/6/6 |
| 9 | YLR | C | 607 | - | - | 4/10/32/32 | 0/5/5/5 |
| 5 | NAG | B | 603 | 1 | - | 2/6/23/26 | 0/1/1/1 |
| 6 | POV | A | 607 | - | - | 17/46/46/55 | - |
| 5 | NAG | E | 602 | 1 | - | 2/6/23/26 | 0/1/1/1 |
| 9 | YLR | E | 606 | - | - | 4/10/32/32 | 0/5/5/5 |
| 6 | POV | C | 603 | - | - | 23/48/48/55 | - |
| 5 | NAG | A | 602 | 1 | - | 2/6/23/26 | 0/1/1/1 |
| 6 | POV | D | 603 | - | - | 23/48/48/55 | - |
| 8 | EPJ | D | 606 | - | - | 2/4/21/21 | 0/4/3/3 |
| 9 | YLR | B | 608 | - | - | 4/10/32/32 | 0/5/5/5 |

There are no bond length outliers.

There are no bond angle outliers.

There are no chirality outliers.

5 of 250 torsion outliers are listed below:

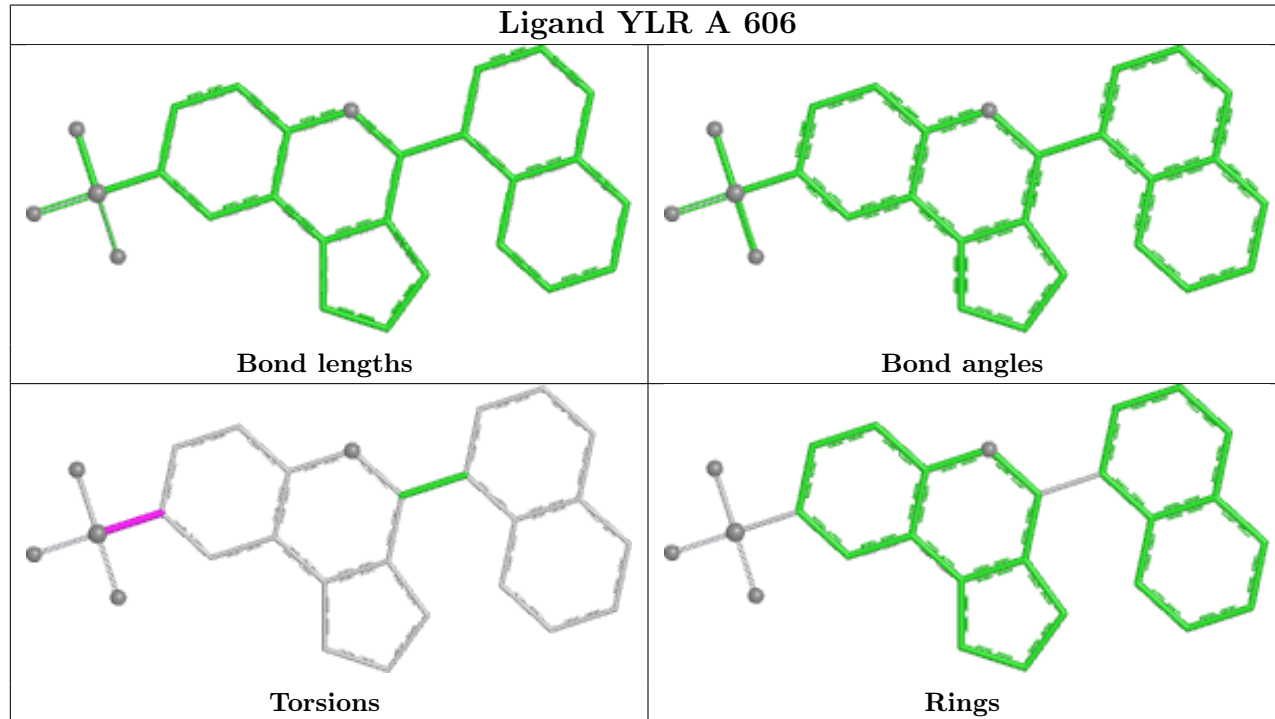
| Mol | Chain | Res | Type | Atoms |
|-----|-------|-----|------|----------------|
| 6 | A | 603 | POV | C11-O12-P-O11 |
| 6 | A | 603 | POV | C11-O12-P-O14 |
| 6 | A | 603 | POV | O11-C1-C2-O21 |
| 6 | A | 603 | POV | C22-C21-O21-C2 |
| 6 | A | 603 | POV | O22-C21-O21-C2 |

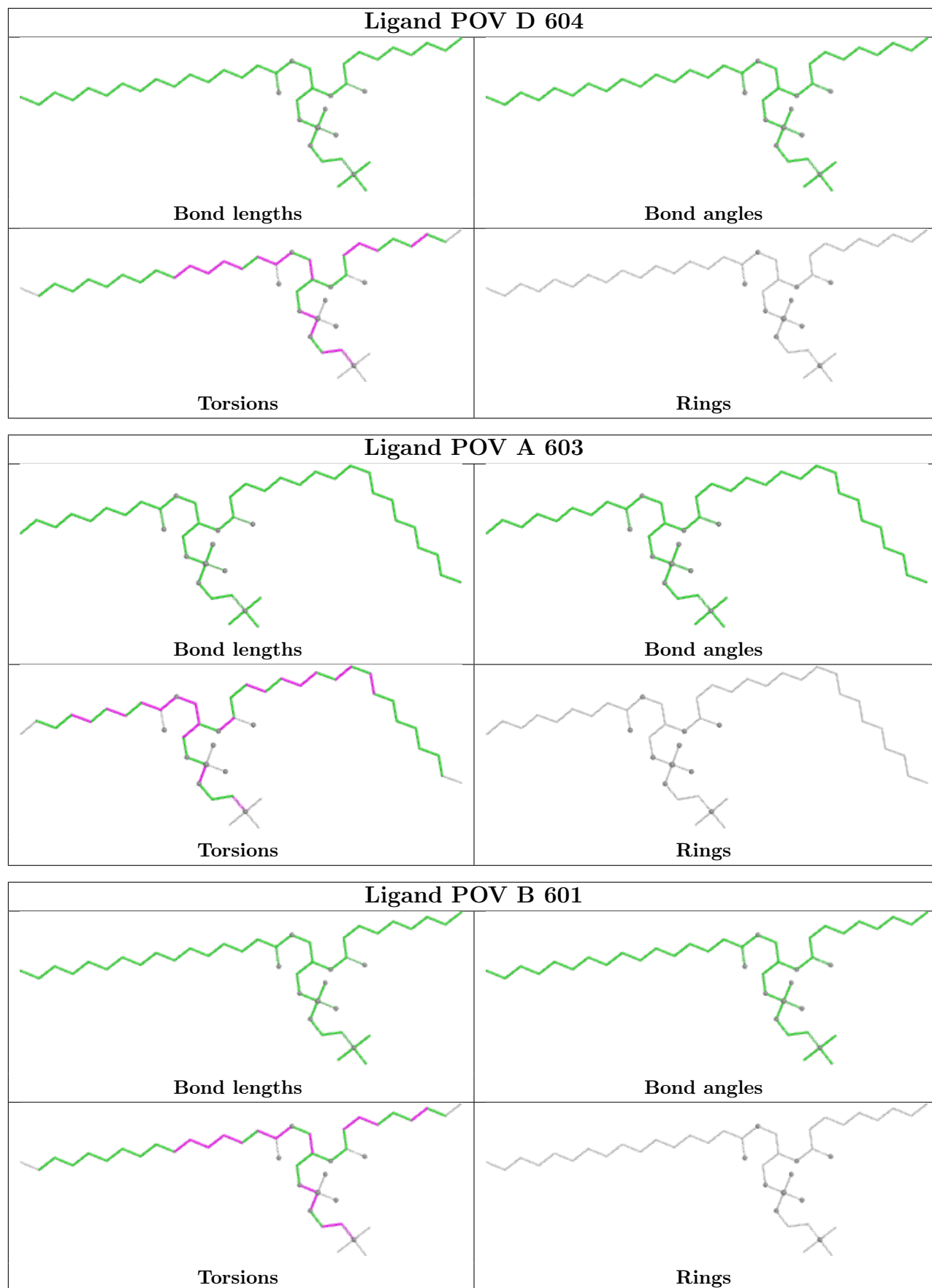
There are no ring outliers.

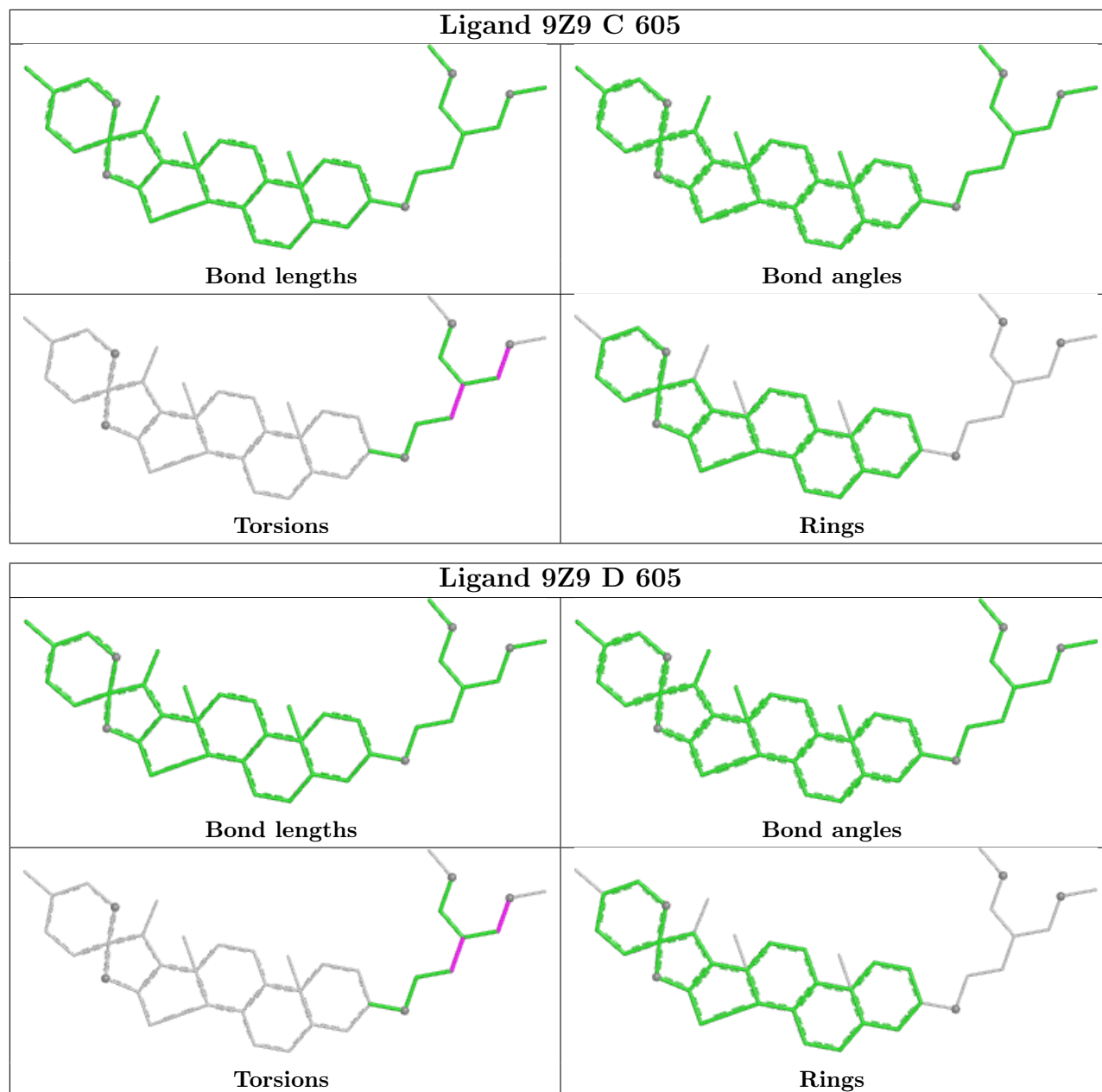
5 monomers are involved in 21 short contacts:

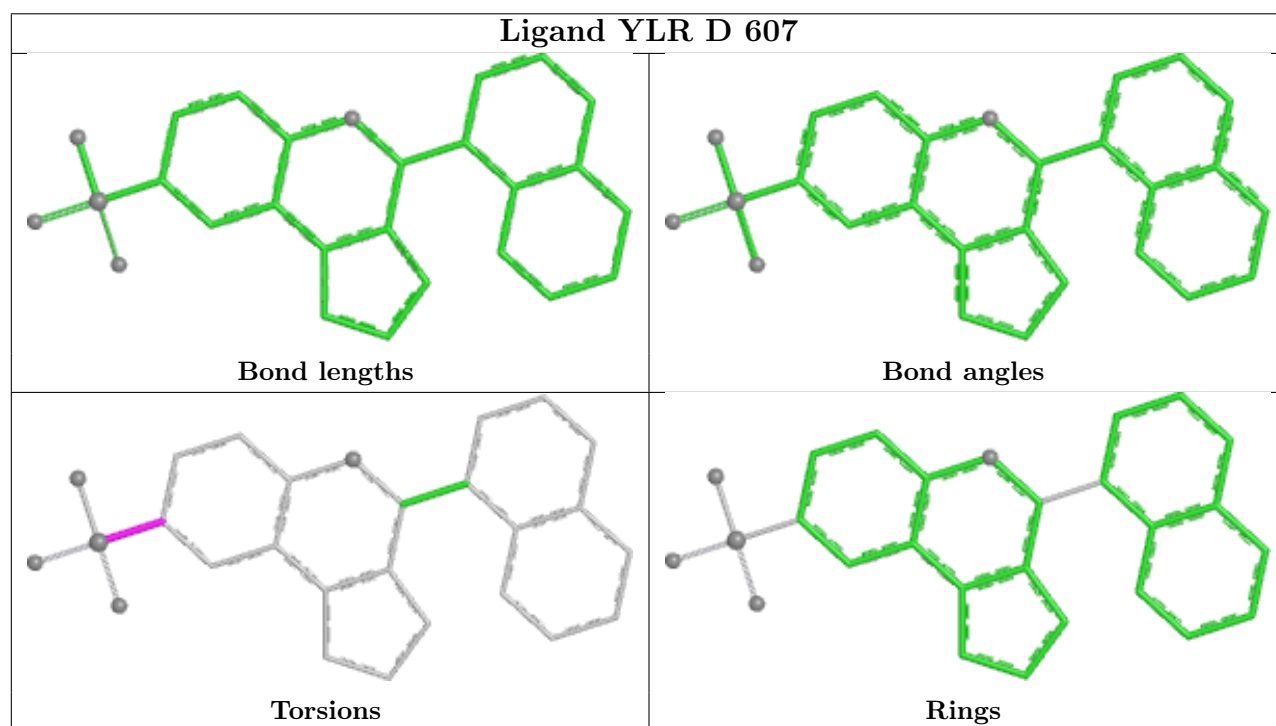
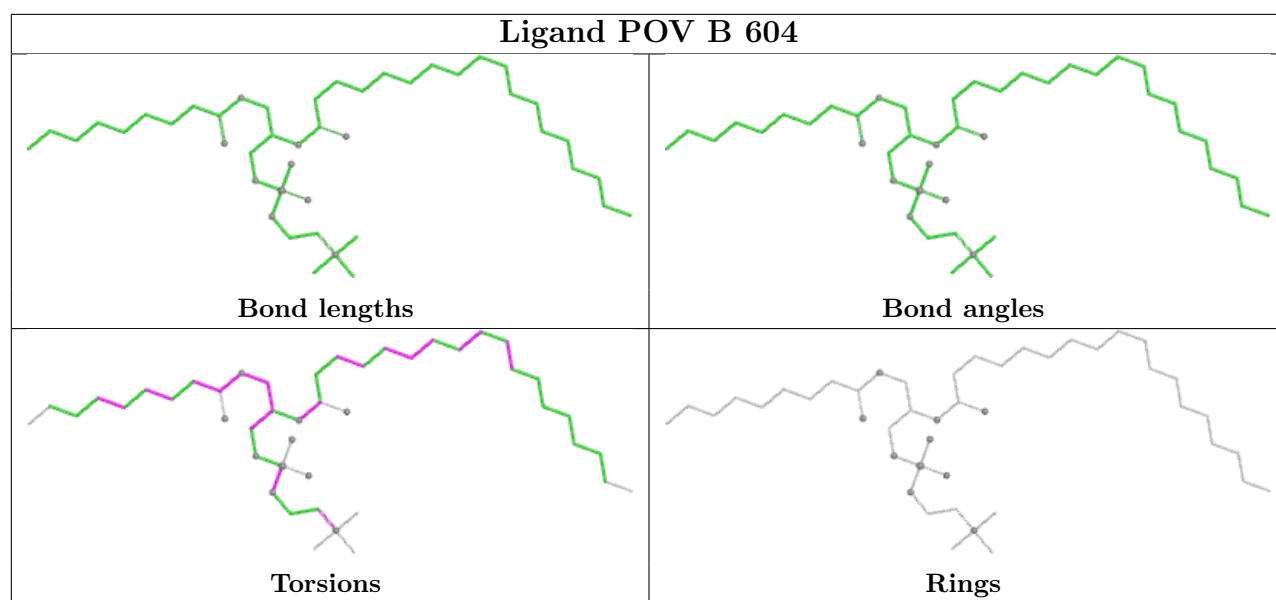
| Mol | Chain | Res | Type | Clashes | Symm-Clashes |
|-----|-------|-----|------|---------|--------------|
| 6 | A | 603 | POV | 4 | 0 |
| 6 | B | 604 | POV | 5 | 0 |
| 6 | E | 603 | POV | 4 | 0 |
| 6 | C | 603 | POV | 4 | 0 |
| 6 | D | 603 | POV | 4 | 0 |

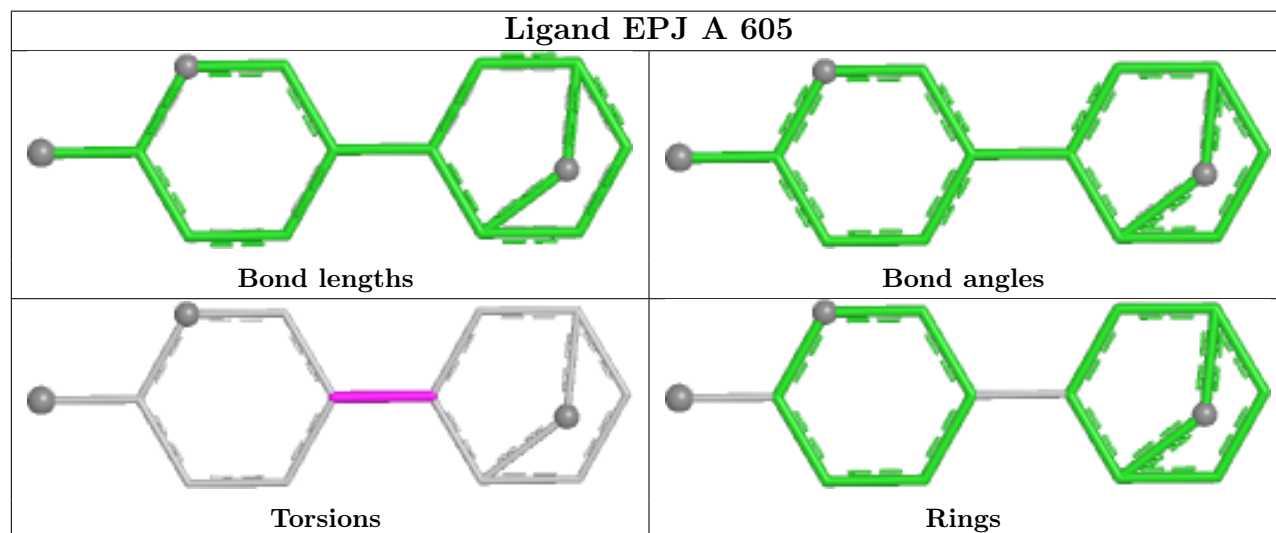
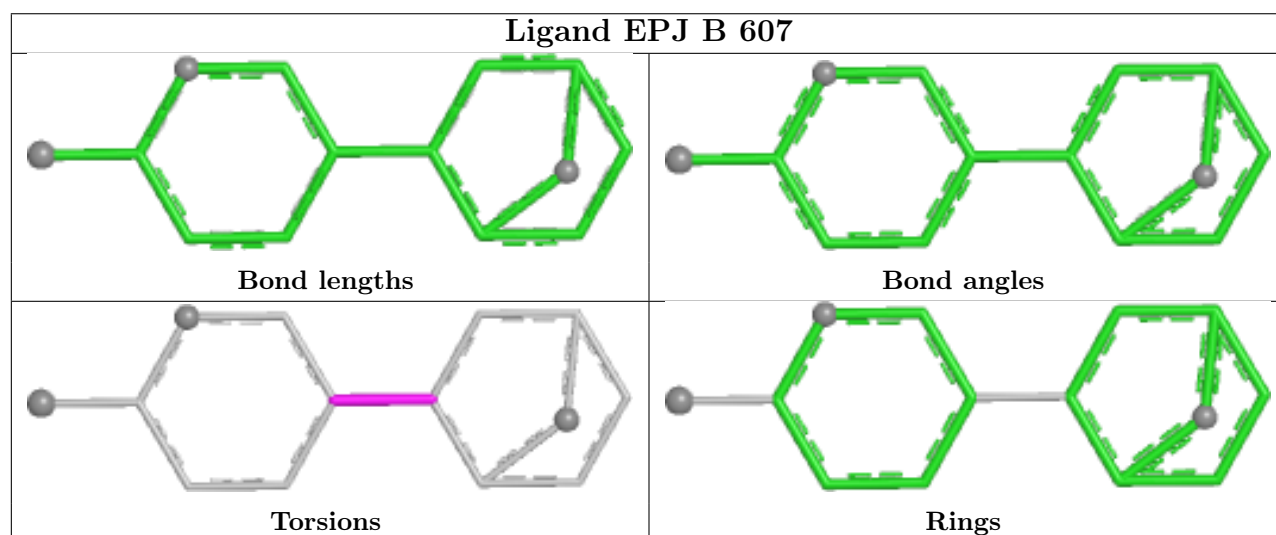
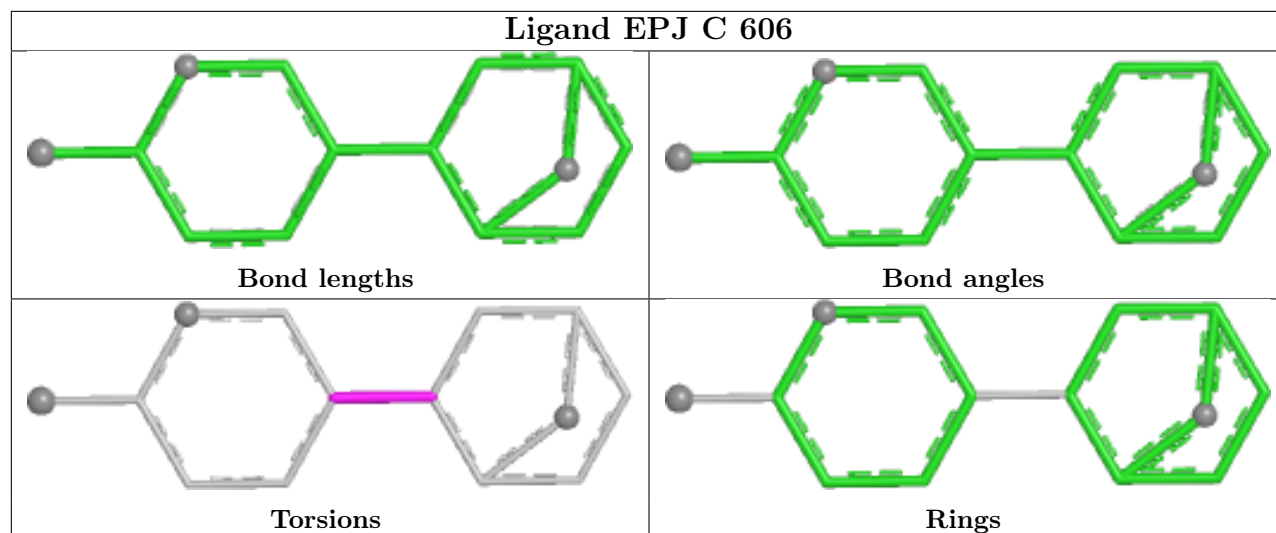
The following is a two-dimensional graphical depiction of Mogul quality analysis of bond lengths, bond angles, torsion angles, and ring geometry for all instances of the Ligand of Interest. In addition, ligands with molecular weight > 250 and outliers as shown on the validation Tables will also be included. For torsion angles, if less than 5% of the Mogul distribution of torsion angles is within 10 degrees of the torsion angle in question, then that torsion angle is considered an outlier. Any bond that is central to one or more torsion angles identified as an outlier by Mogul will be highlighted in the graph. For rings, the root-mean-square deviation (RMSD) between the ring in question and similar rings identified by Mogul is calculated over all ring torsion angles. If the average RMSD is greater than 60 degrees and the minimal RMSD between the ring in question and any Mogul-identified rings is also greater than 60 degrees, then that ring is considered an outlier. The outliers are highlighted in purple. The color gray indicates Mogul did not find sufficient equivalents in the CSD to analyse the geometry.

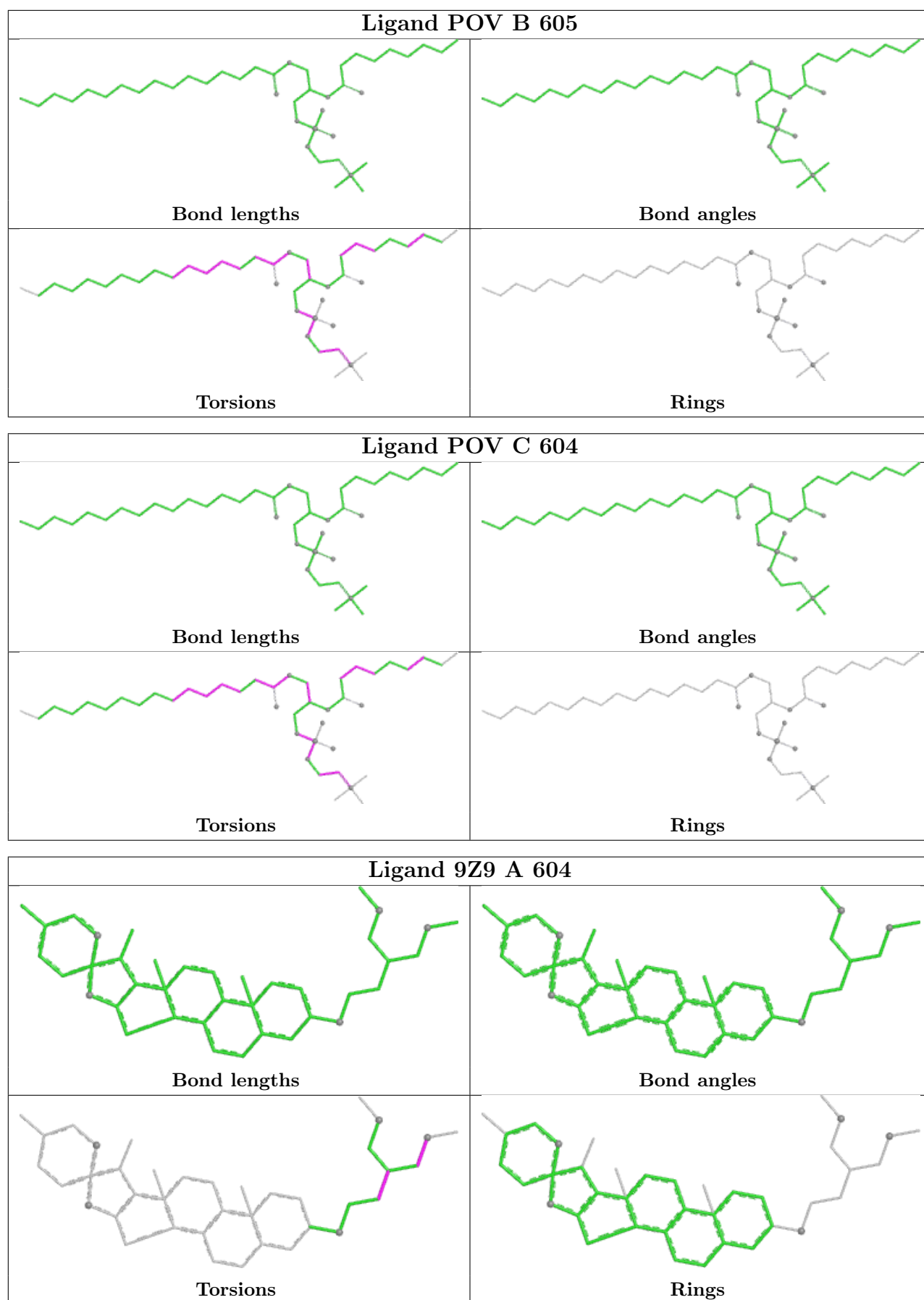


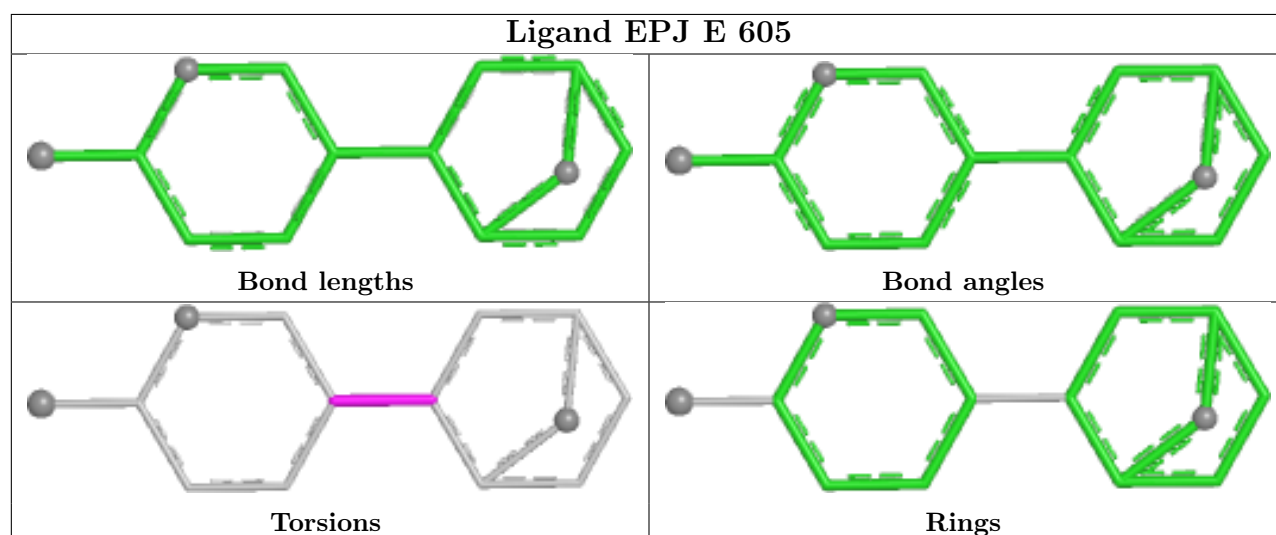
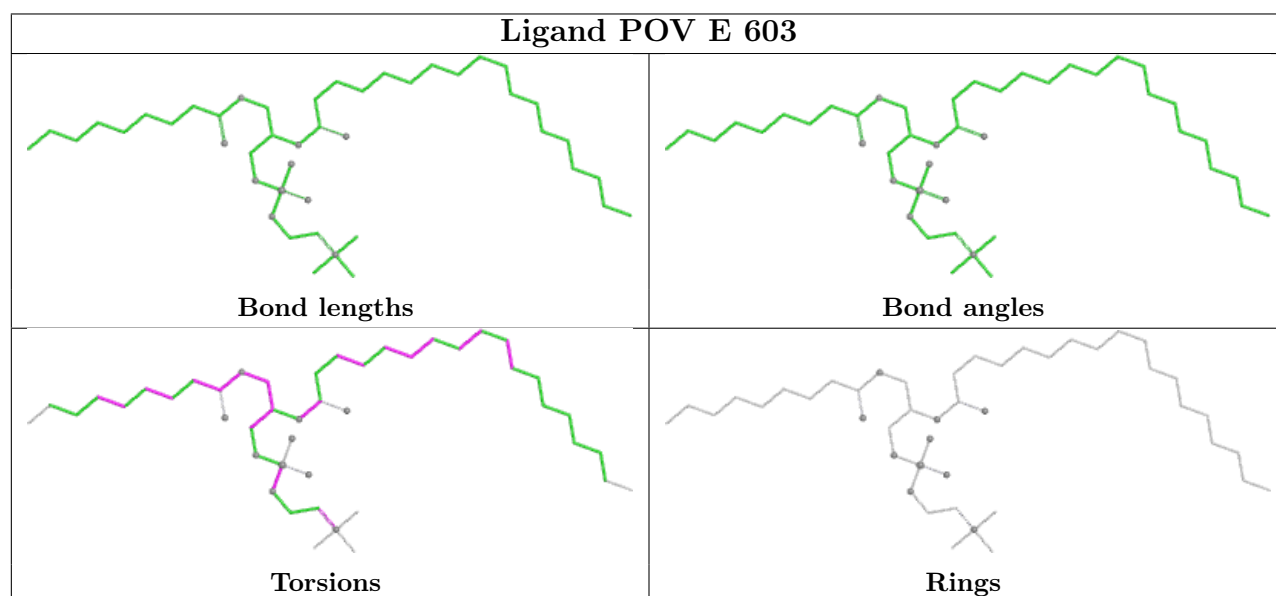
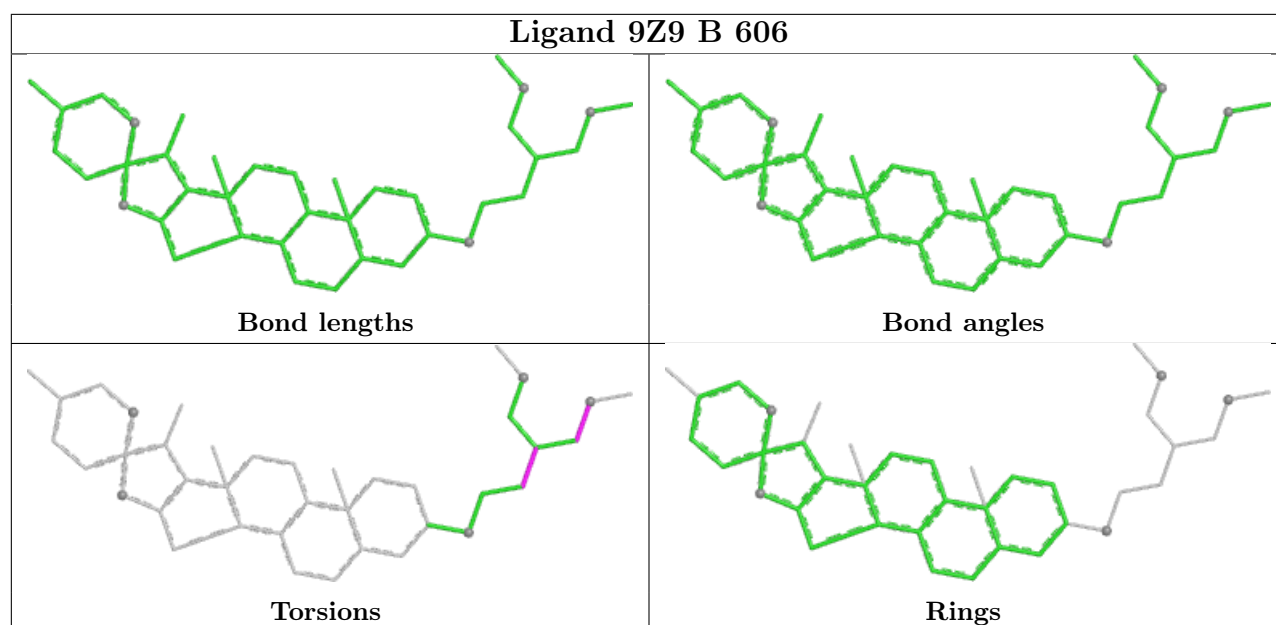


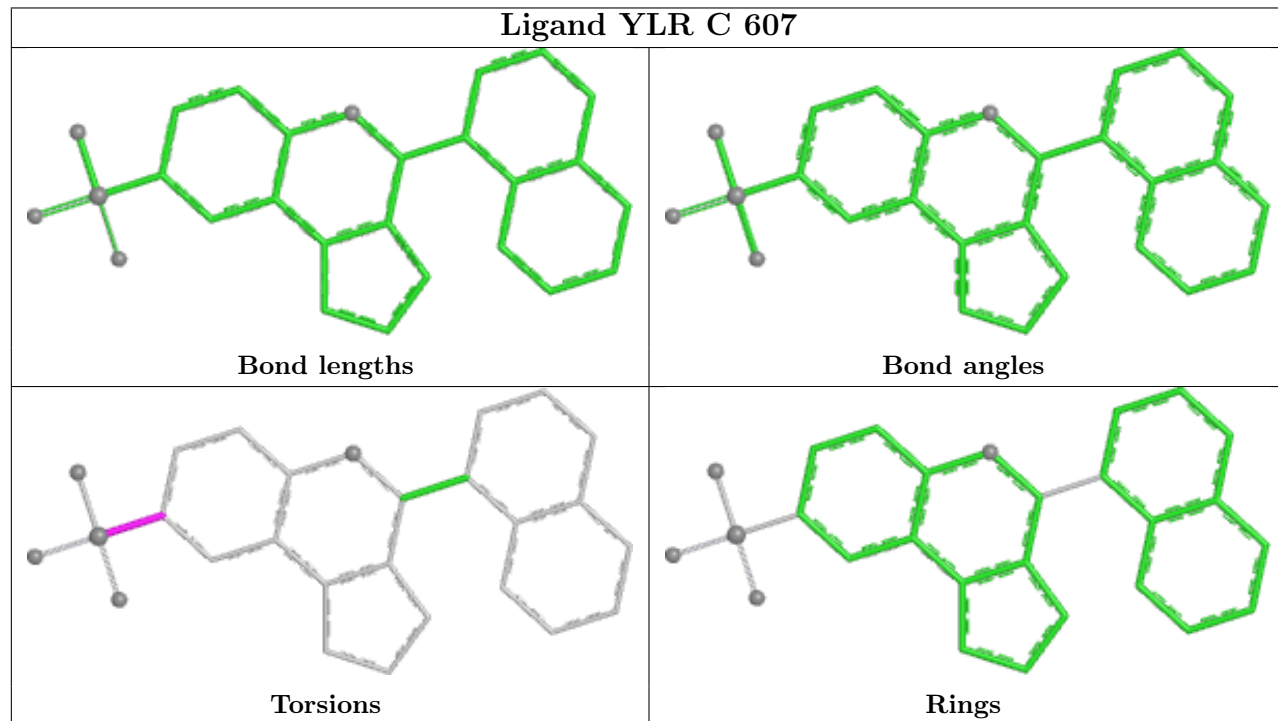
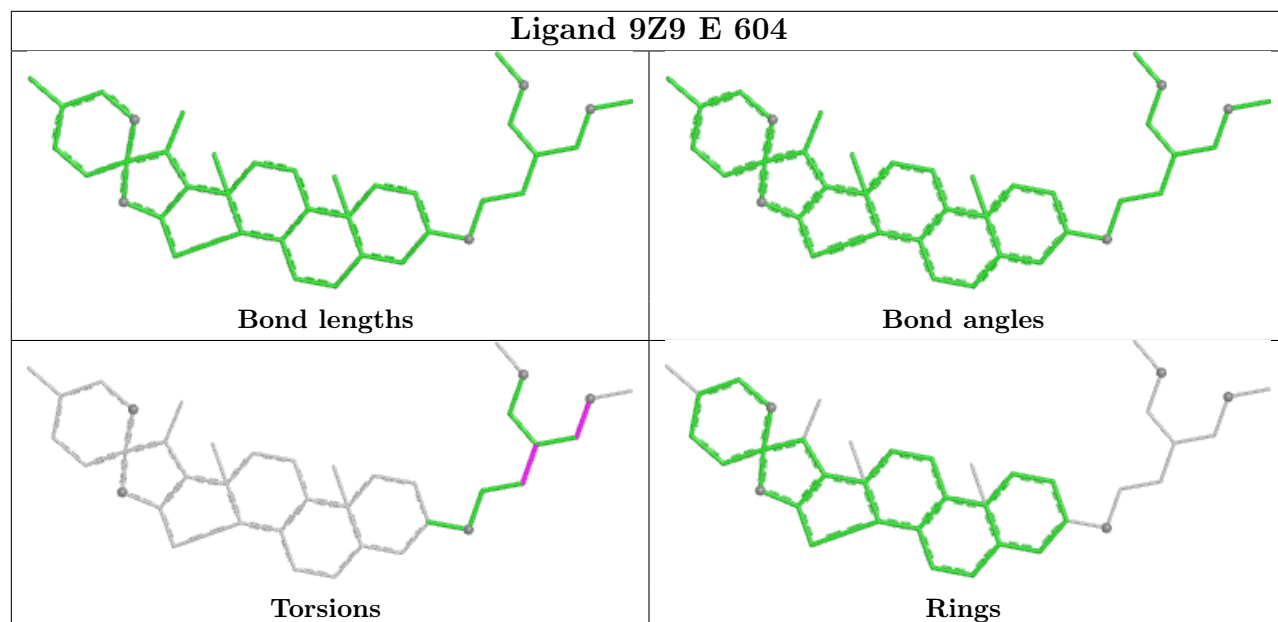


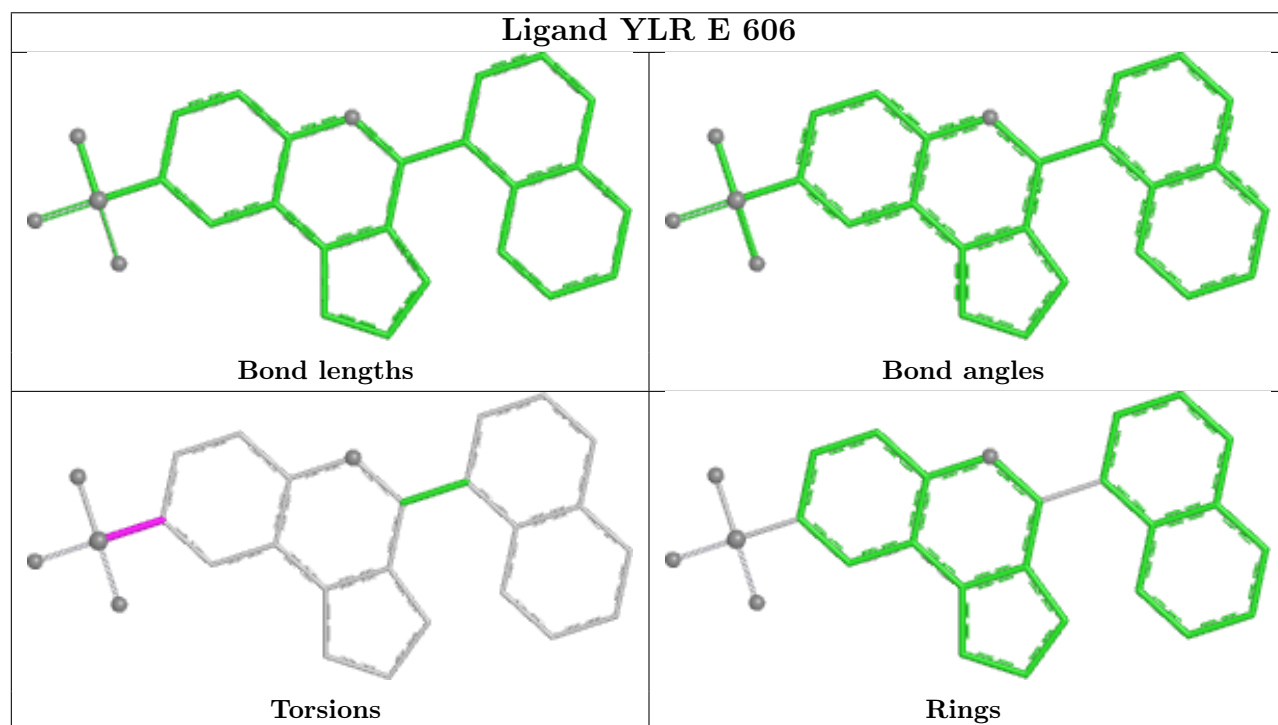
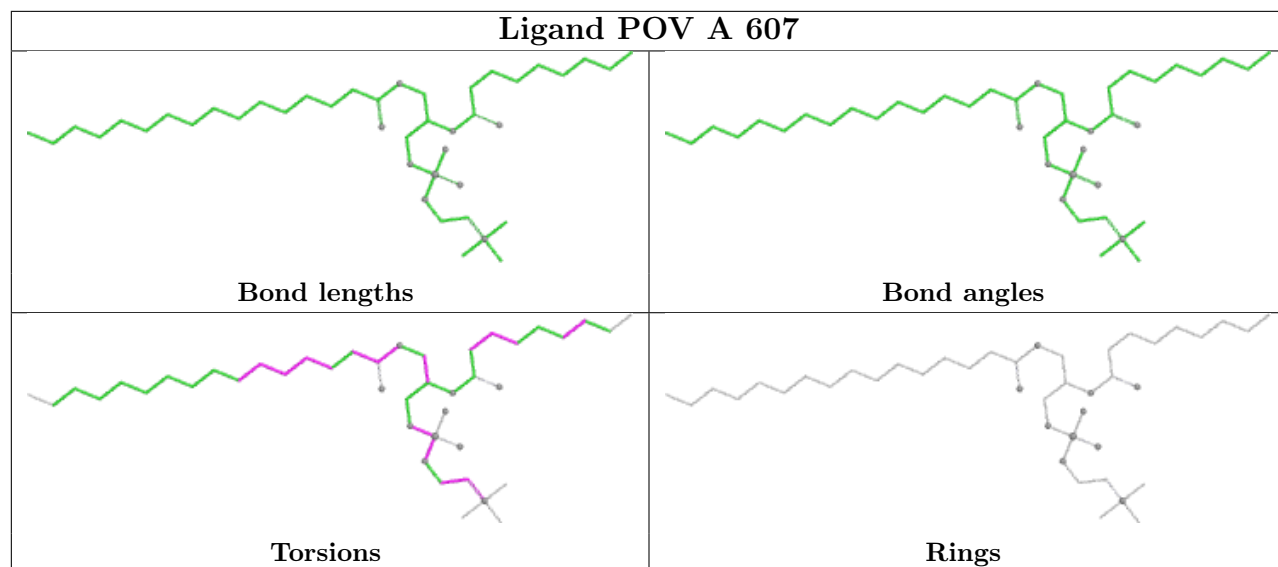


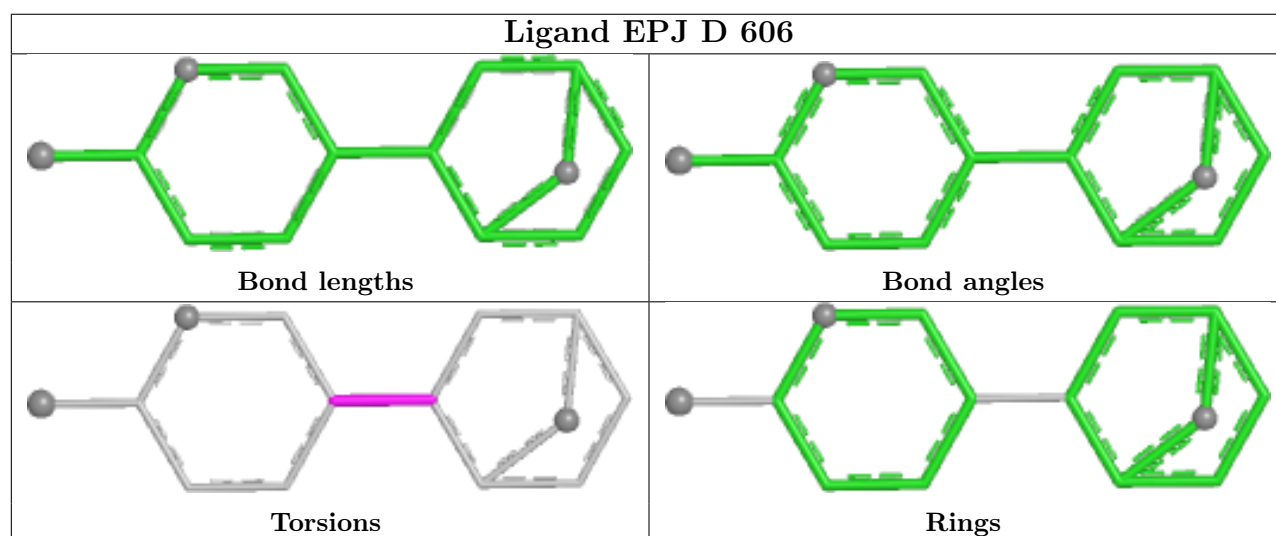
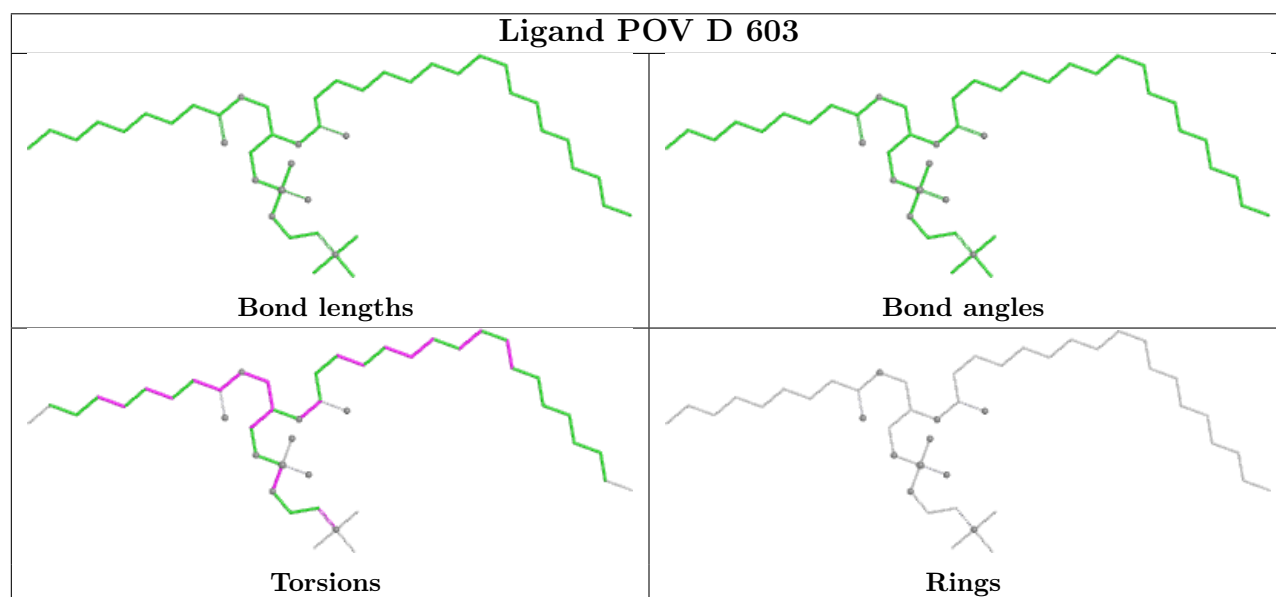
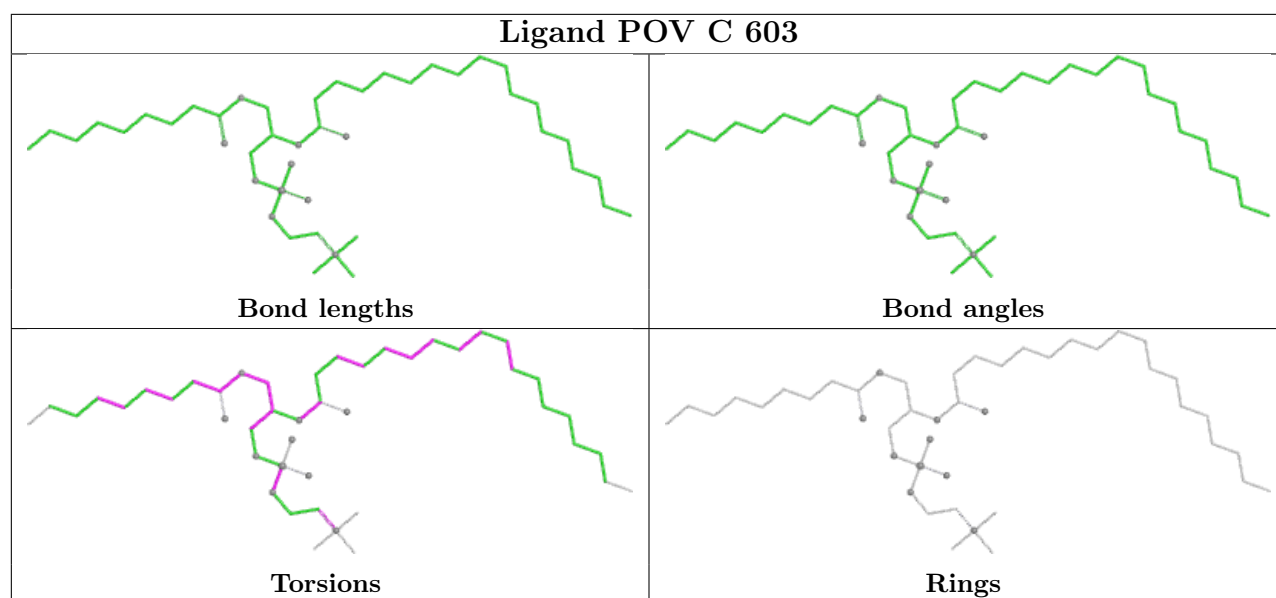


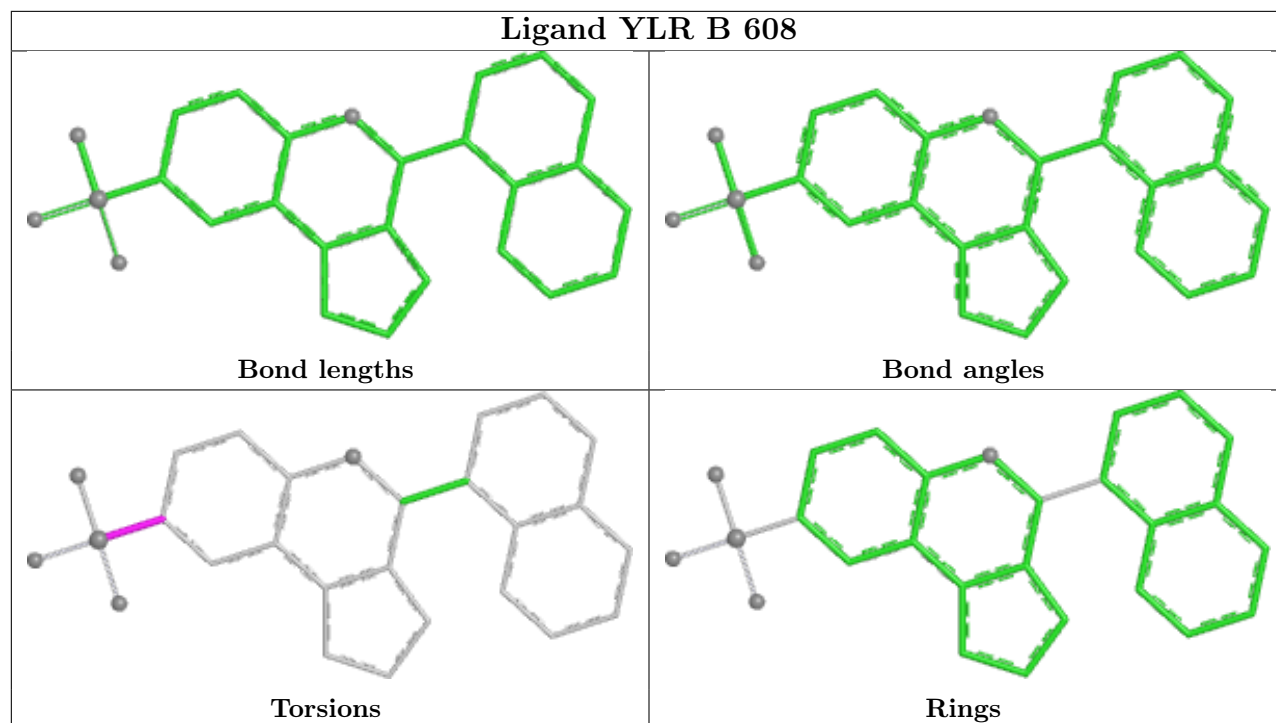












5.7 Other polymers [i](#)

There are no such residues in this entry.

5.8 Polymer linkage issues [i](#)

There are no chain breaks in this entry.


6 Map visualisation [i](#)

This section contains visualisations of the EMDB entry EMD-43012. These allow visual inspection of the internal detail of the map and identification of artifacts.


Images derived from a raw map, generated by summing the deposited half-maps, are presented below the corresponding image components of the primary map to allow further visual inspection and comparison with those of the primary map.

6.1 Orthogonal projections [i](#)

6.1.1 Primary map



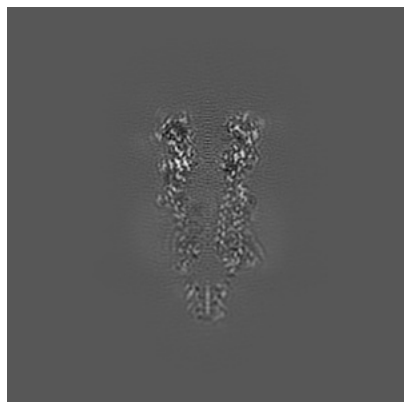
6.1.2 Raw map



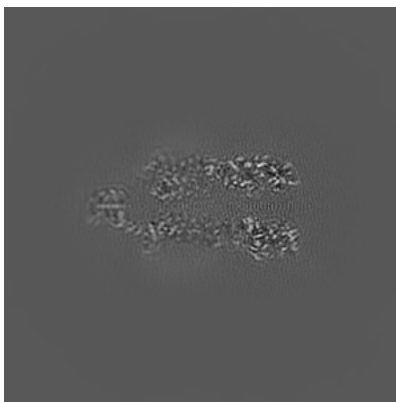
The images above show the map projected in three orthogonal directions.

6.2 Central slices [i](#)

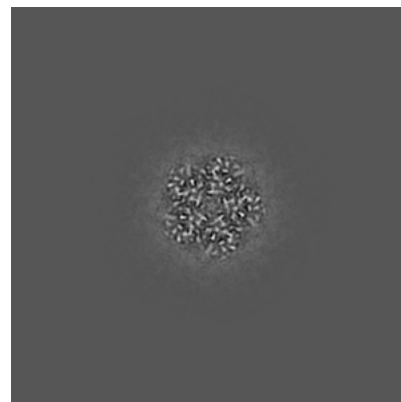
6.2.1 Primary map



X Index: 128

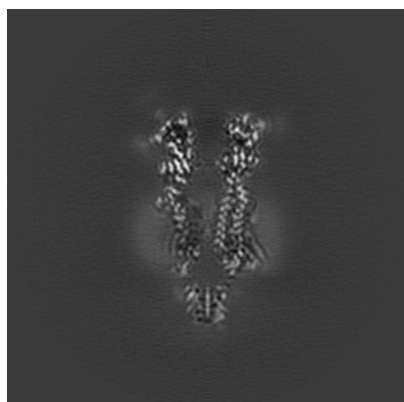


Y Index: 128

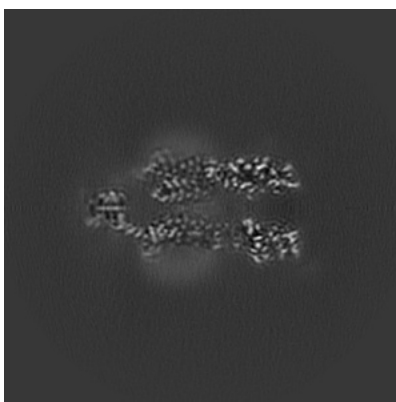


Z Index: 128

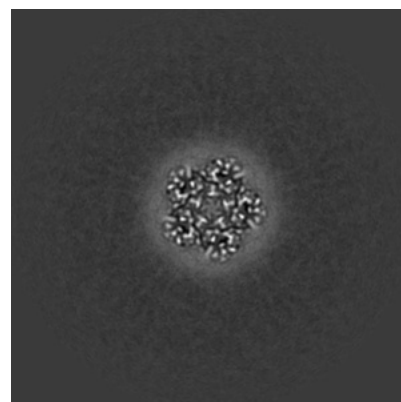
6.2.2 Raw map



X Index: 128



Y Index: 128

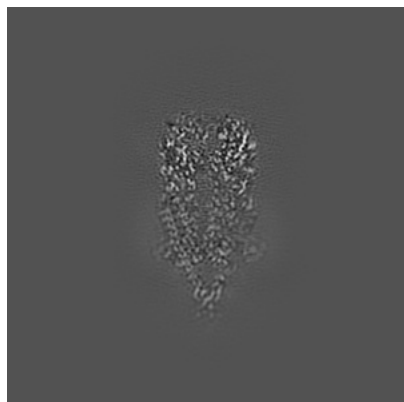


Z Index: 128


The images above show central slices of the map in three orthogonal directions.

6.3 Largest variance slices [i](#)

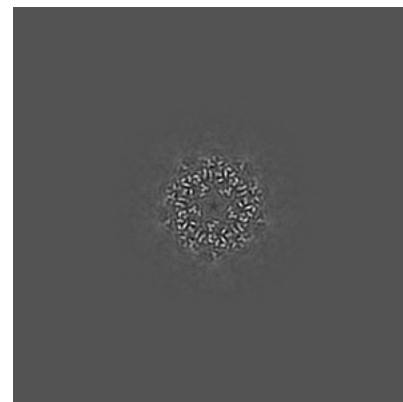
6.3.1 Primary map



X Index: 138

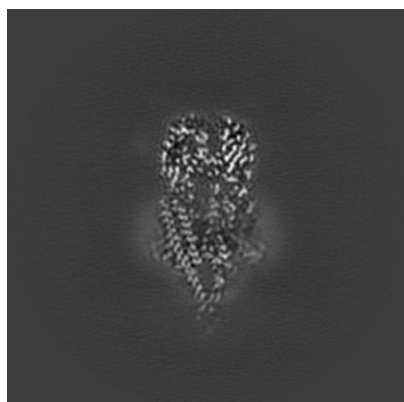


Y Index: 143

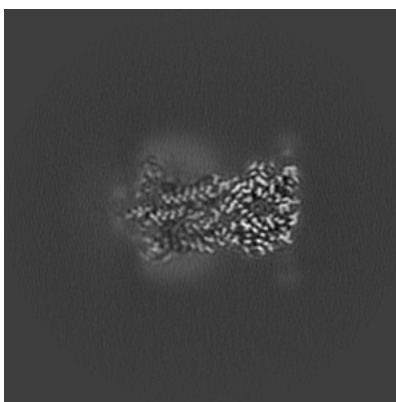


Z Index: 172

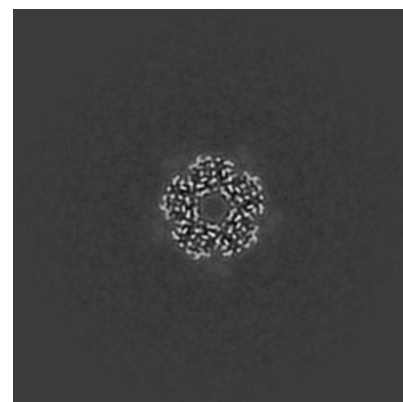
6.3.2 Raw map



X Index: 139



Y Index: 143




Z Index: 161


The images above show the largest variance slices of the map in three orthogonal directions.

6.4 Orthogonal standard-deviation projections (False-color) [i](#)

6.4.1 Primary map




6.4.2 Raw map




The images above show the map standard deviation projections with false color in three orthogonal directions. Minimum values are shown in green, max in blue, and dark to light orange shades represent small to large values respectively.

6.5 Orthogonal surface views [i](#)

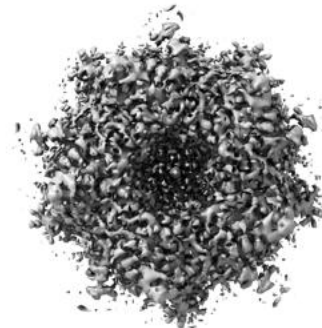
6.5.1 Primary map



X



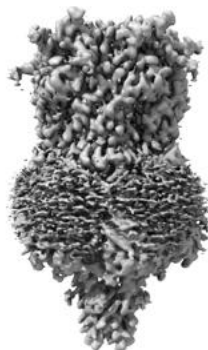
Y




Z

The images above show the 3D surface view of the map at the recommended contour level 0.035. These images, in conjunction with the slice images, may facilitate assessment of whether an appropriate contour level has been provided.

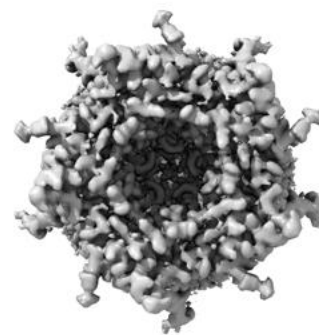
6.5.2 Raw map



X



Y



Z

These images show the 3D surface of the raw map. The raw map's contour level was selected so that its surface encloses the same volume as the primary map does at its recommended contour level.

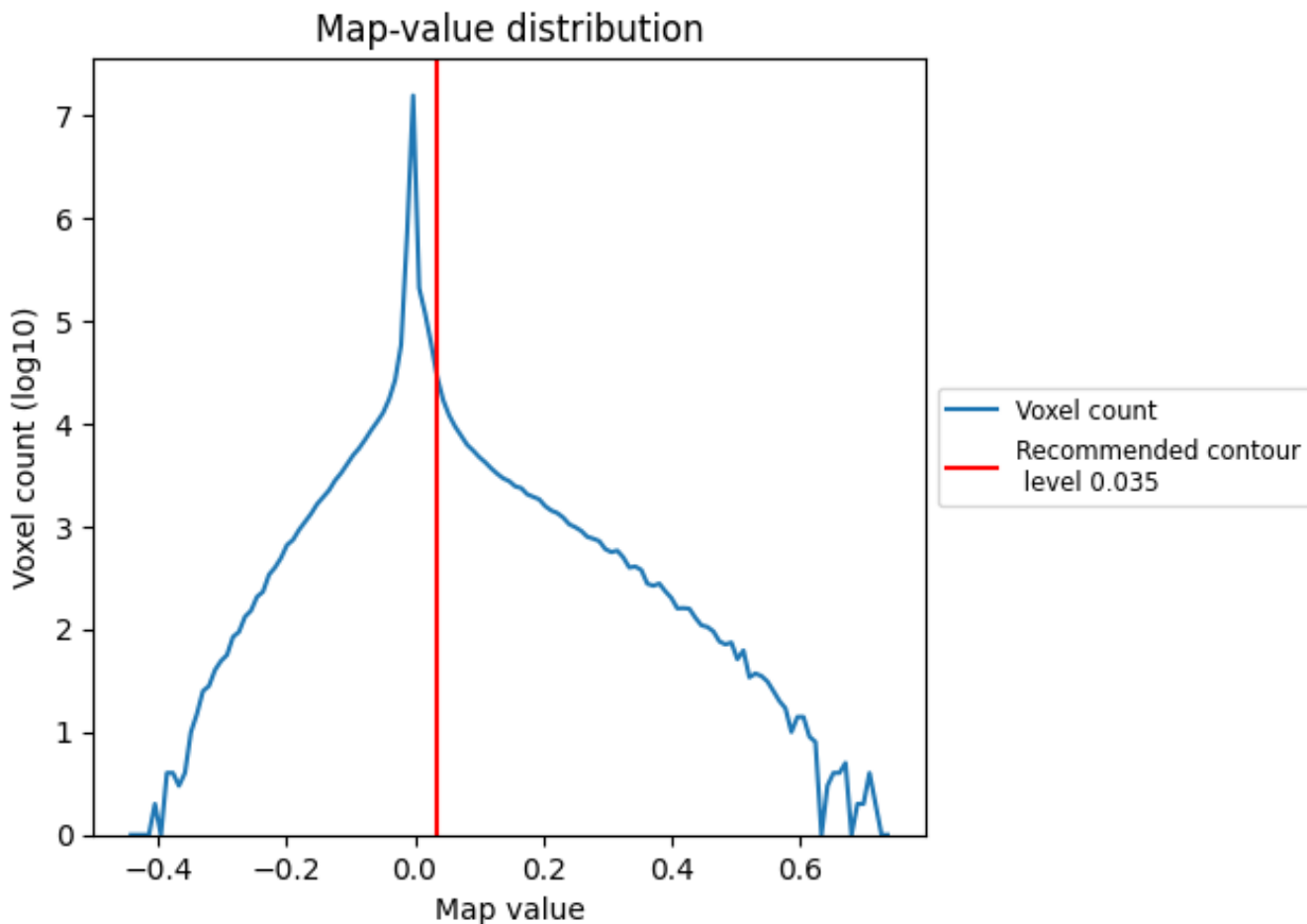
6.6 Mask visualisation [i](#)

This section was not generated. No masks/segmentation were deposited.

7 Map analysis [i](#)

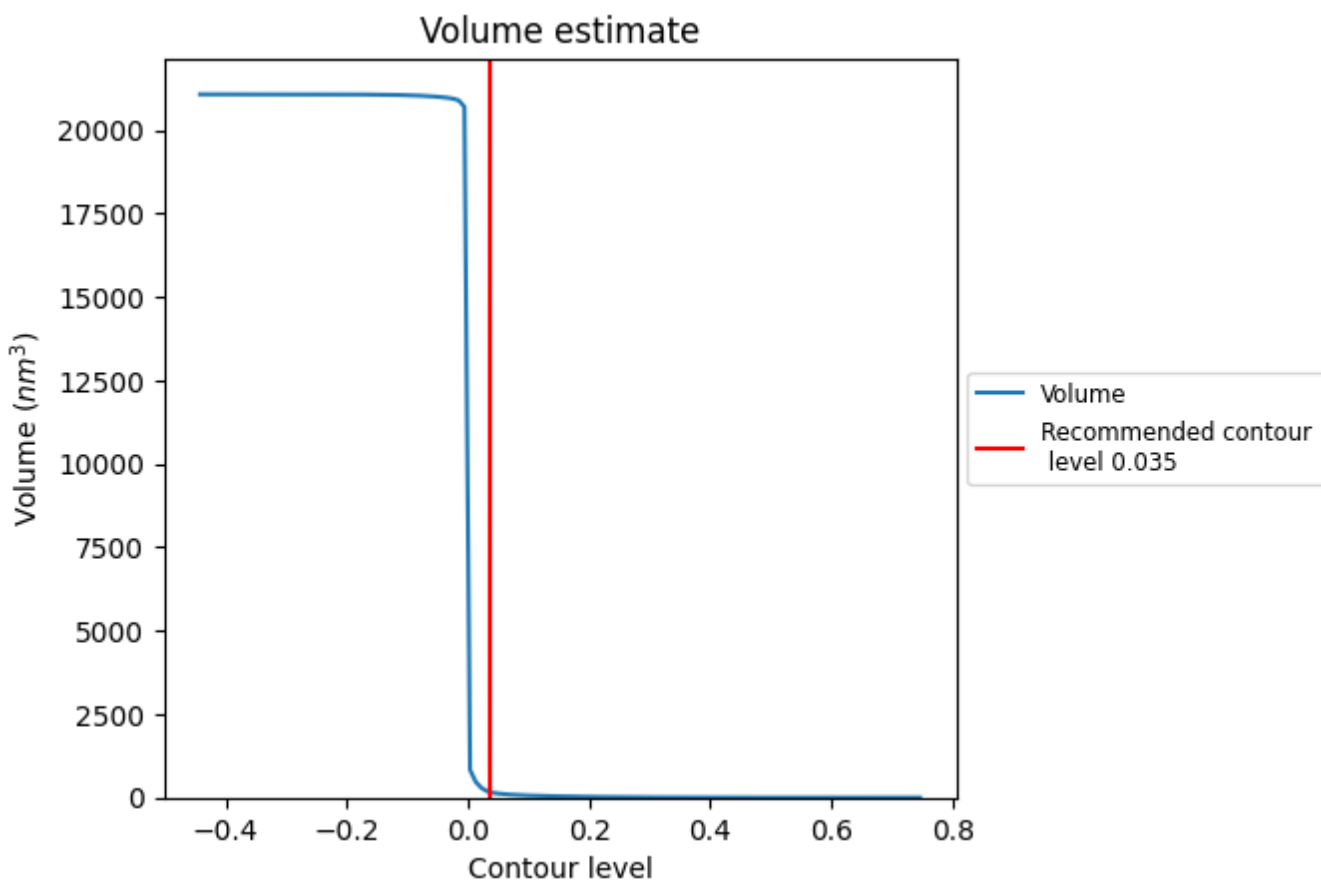
This section contains the results of statistical analysis of the map.

7.1 Map-value distribution [i](#)



The map-value distribution is plotted in 128 intervals along the x-axis. The y-axis is logarithmic. A spike in this graph at zero usually indicates that the volume has been masked.

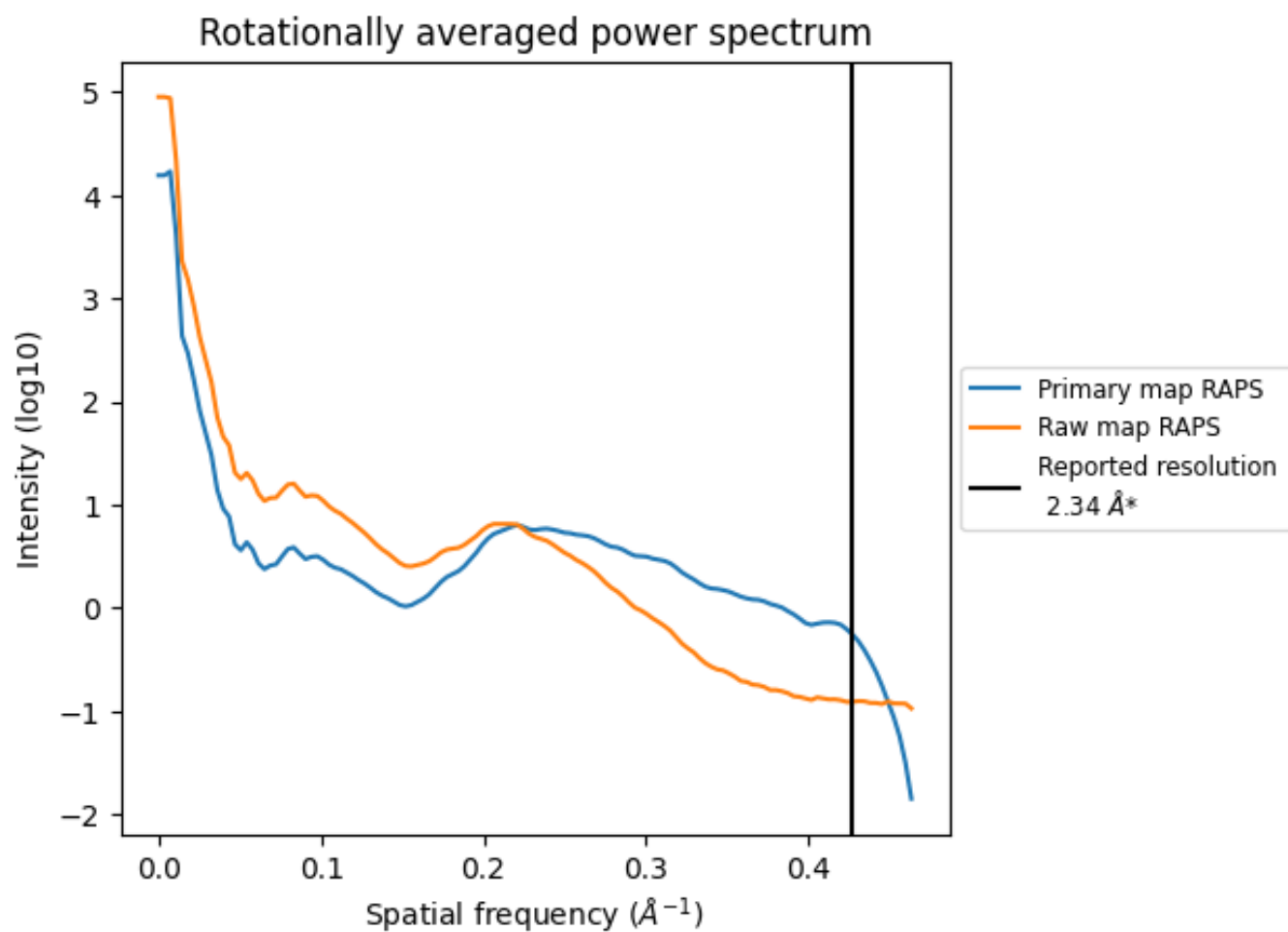
7.2 Volume estimate [i](#)



The volume at the recommended contour level is 173 nm³; this corresponds to an approximate mass of 156 kDa.

The volume estimate graph shows how the enclosed volume varies with the contour level. The recommended contour level is shown as a vertical line and the intersection between the line and the curve gives the volume of the enclosed surface at the given level.

7.3 Rotationally averaged power spectrum i

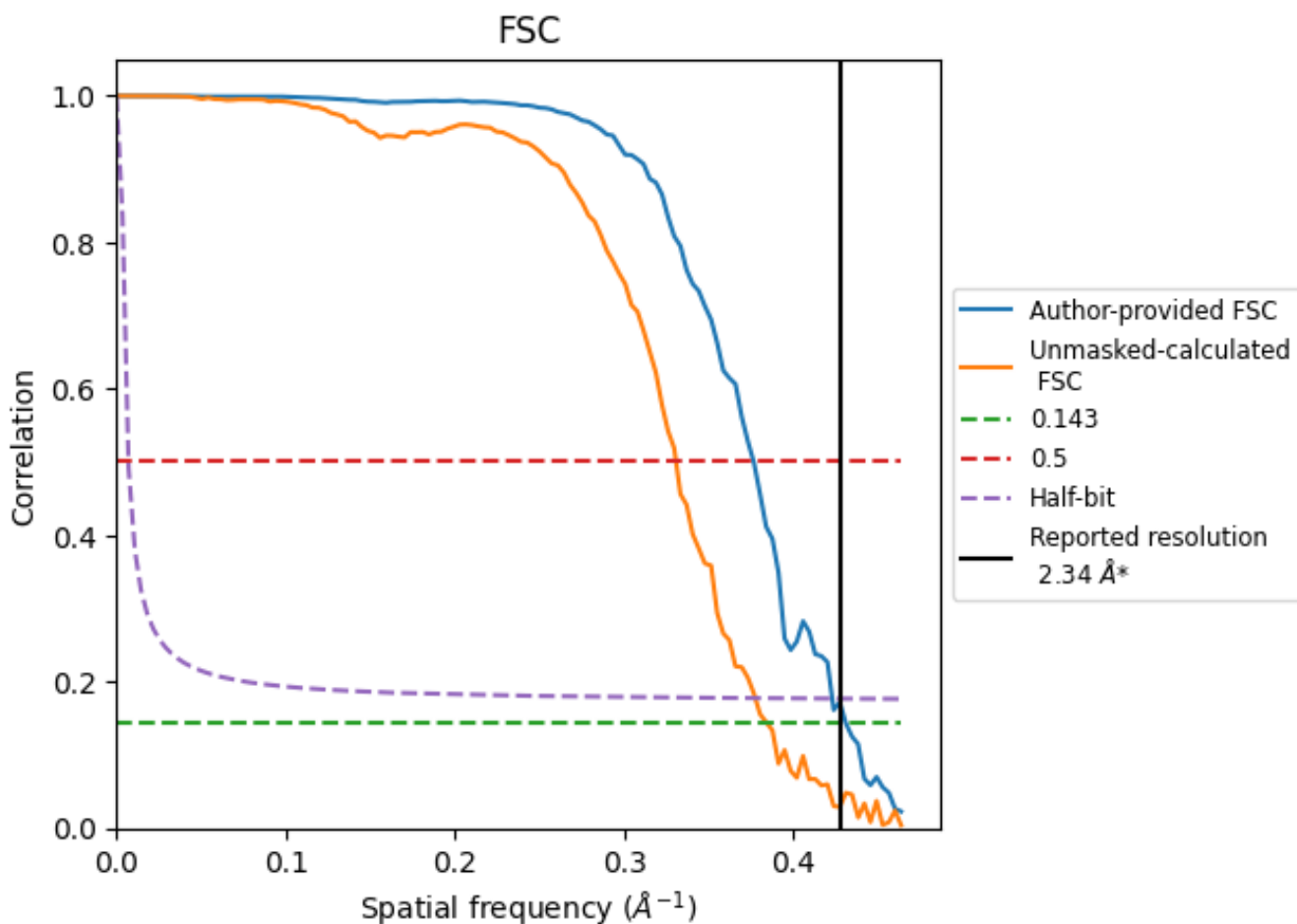


*Reported resolution corresponds to spatial frequency of 0.427 Å⁻¹

8 Fourier-Shell correlation [i](#)

Fourier-Shell Correlation (FSC) is the most commonly used method to estimate the resolution of single-particle and subtomogram-averaged maps. The shape of the curve depends on the imposed symmetry, mask and whether or not the two 3D reconstructions used were processed from a common reference. The reported resolution is shown as a black line. A curve is displayed for the half-bit criterion in addition to lines showing the 0.143 gold standard cut-off and 0.5 cut-off.

8.1 FSC [i](#)



*Reported resolution corresponds to spatial frequency of 0.427 Å⁻¹

8.2 Resolution estimates [i](#)


| Resolution estimate (Å) | Estimation criterion (FSC cut-off) | | |
|---------------------------|------------------------------------|------|----------|
| | 0.143 | 0.5 | Half-bit |
| Reported by author | 2.34 | - | - |
| Author-provided FSC curve | 2.32 | 2.66 | 2.37 |
| Unmasked-calculated* | 2.60 | 3.03 | 2.65 |

*Resolution estimate based on FSC curve calculated by comparison of deposited half-maps. The value from deposited half-maps intersecting FSC 0.143 CUT-OFF 2.60 differs from the reported value 2.34 by more than 10 %

9 Map-model fit [i](#)

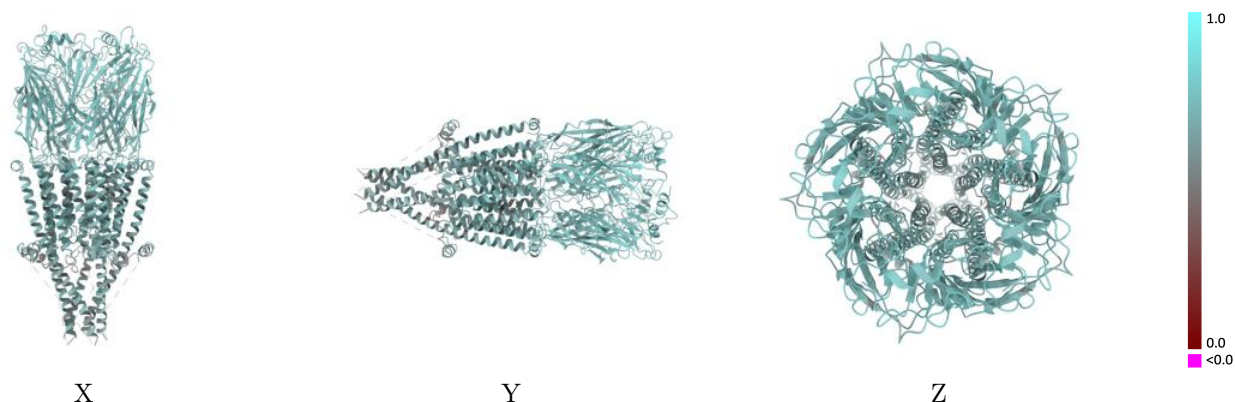
This section contains information regarding the fit between EMDB map EMD-43012 and PDB model 8V80. Per-residue inclusion information can be found in section 3 on page 22.

9.1 Map-model overlay [i](#)



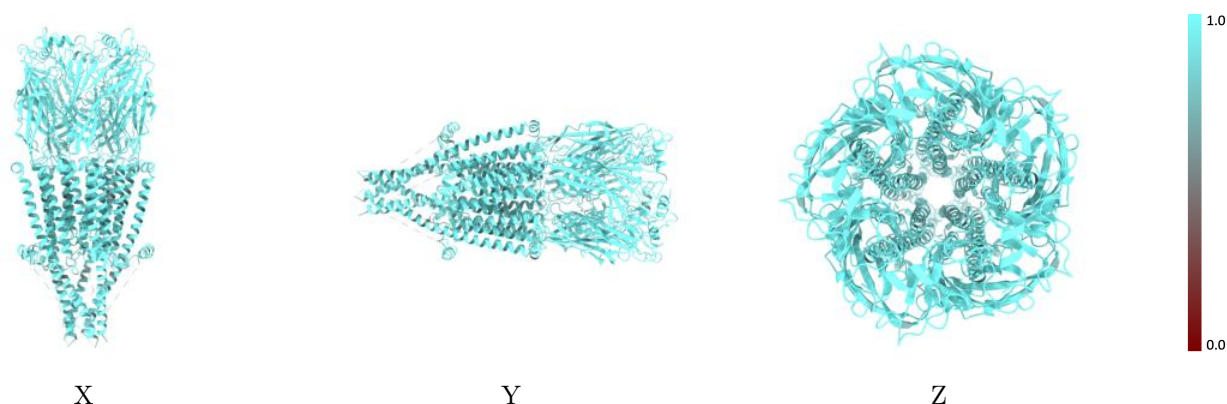
The images above show the 3D surface view of the map at the recommended contour level 0.035 at 50% transparency in yellow overlaid with a ribbon representation of the model coloured in blue. These images allow for the visual assessment of the quality of fit between the atomic model and the map.

9.2 Q-score mapped to coordinate model [\(i\)](#)



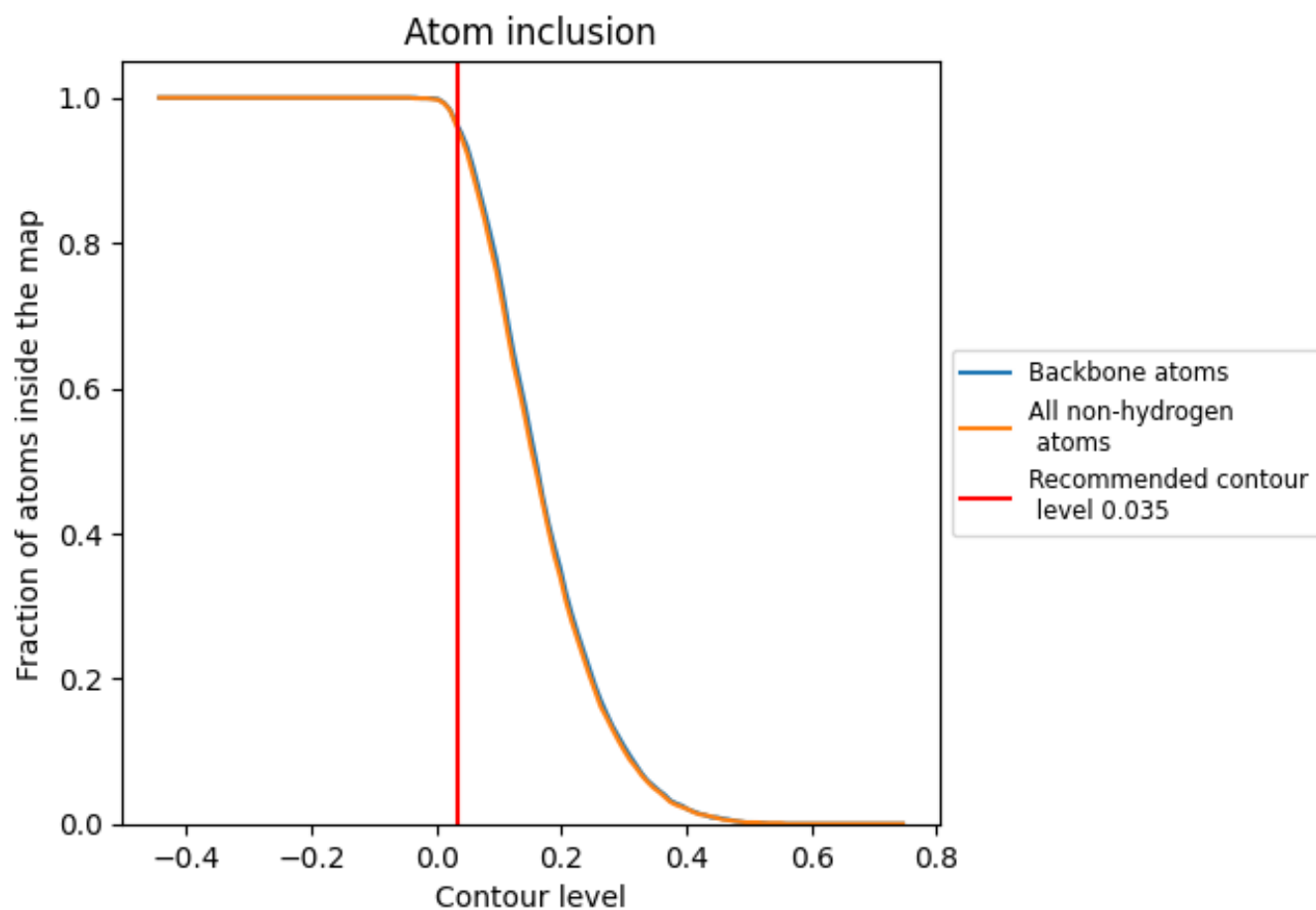
The images above show the model with each residue coloured according to its Q-score. This shows their resolvability in the map with higher Q-score values reflecting better resolvability. Please note: Q-score is calculating the resolvability of atoms, and thus high values are only expected at resolutions at which atoms can be resolved. Low Q-score values may therefore be expected for many entries.

9.3 Atom inclusion mapped to coordinate model [\(i\)](#)



The images above show the model with each residue coloured according to its atom inclusion. This shows to what extent they are inside the map at the recommended contour level (0.035).

































9.4 Atom inclusion [i](#)



At the recommended contour level, 96% of all backbone atoms, 96% of all non-hydrogen atoms, are inside the map.

9.5 Map-model fit summary

The table lists the average atom inclusion at the recommended contour level (0.035) and Q-score for the entire model and for each chain.

| Chain | Atom inclusion | Q-score |
|-------|--|--|
| All |  0.9560 |  0.6500 |
| A |  0.9590 |  0.6580 |
| B |  0.9580 |  0.6510 |
| C |  0.9590 |  0.6550 |
| D |  0.9590 |  0.6520 |
| E |  0.9610 |  0.6550 |
| F |  0.7950 |  0.5120 |
| G |  0.6070 |  0.3960 |
| H |  0.8210 |  0.5110 |
| I |  0.6070 |  0.3750 |
| J |  0.8210 |  0.5170 |
| K |  0.6790 |  0.3590 |
| L |  0.8720 |  0.5020 |
| M |  0.6430 |  0.3700 |
| N |  0.8210 |  0.4960 |
| O |  0.7140 |  0.3920 |

